

INTERVAL MAPS MIMICKING CIRCLE ROTATIONS

JAKUB BIELAWSKI¹, THIPARAT CHOTIBUT², FRYDERYK FALNIOWSKI³,
MICHAŁ MISIUREWICZ⁴, AND GEORGIOS PILIOURAS⁵

ABSTRACT. We investigate the dynamics of maps of the real line whose behavior on an invariant interval is close to a rational rotation on the circle. We concentrate on a specific two-parameter family, describing the dynamics arising from models in game theory, mathematical biology and machine learning. If one parameter is a rational number, k/n , with k, n coprime, and the second one is large enough, we prove that there is a periodic orbit of period n . It behaves like an orbit of the circle rotation by an angle $2\pi k/n$ and attracts trajectories of Lebesgue almost all starting points. We also discover numerically other interesting phenomena. While we do not give rigorous proofs for them, we provide convincing explanations.

1. INTRODUCTION

This paper is mainly focused on the study of a remarkable family of maps $F: \mathbb{R} \rightarrow \mathbb{R}$, given by

$$F(x) = x + b - \frac{1}{e^{-ax} + 1}, \quad (1)$$

parametrized by two parameters $a > 0$ and $b \in (0, 1)$. This family, with different parametrization, arises from the update rule in mathematical biology (two predator-one-prey model), see [1, 2], as well as in machine learning and game theory, see [3, 4, 5]. Since apparently the paper [1] by Eirola, Osipov and Söderbacka is the first one where it appeared, we will call maps of this family *EOS maps*.

For important range of parameters, those maps have an invariant interval that attracts all trajectories. And on this interval, if we identify its endpoints (to get a circle) it looks almost like a circle rotation. For a rational rotation on a circle, every point is periodic of the same period. If our interval map is (mostly) very close to this rotation, we may expect that at least one periodic orbit of this period and with the same permutation will be present. We prove that for appropriate range of parameters this is the case, and additionally this surviving orbit is attracting.

From purely mathematical point of view, the problem we tackle is as follows. We start with a rotation on the circle. Then we cut the circle at one point, making it an interval. Our map develops a (big) jump discontinuity. In order to make it continuous, we modify it in a small neighborhood of the point of discontinuity. Will the resulting continuous interval map still be in some sense similar to the circle rotation? The answer is yes, if we do it the right way, although we add a lot of dynamics we do not know much about.

We also investigate the family of EOS maps numerically and discover some interesting phenomena. For example, if the rotation of the circle is by k/n (that is, by the angle $2\pi k/n$), the bifurcation diagrams for the same n , but different k , look very similar

Key words and phrases. One-dimensional maps, circle rotation.

to each other. We explain this phenomenon, although we do not provide a rigorous proof of it.

The paper is organized as follows. In Section 2 we introduce notation and state conditions that guarantee the results we want. In Section 3 we prove our main theorem (Theorem 3.3). In Section 4 we show that for a rational b and sufficiently large a the corresponding EOS map satisfies the assumptions of this theorem. In Section 5 we describe and explain other interesting properties of the family of the EOS maps.

2. NOTATION AND ASSUMPTIONS

Let the map $F: \mathbb{R} \rightarrow \mathbb{R}$ be given by

$$F(x) = x + b - g(x), \quad (2)$$

where $b \in (0, 1)$ is a parameter and $g: \mathbb{R} \rightarrow (0, 1)$ is a C^3 map. We will assume that its Schwarzian derivative, that is

$$SF = \frac{F'''}{F'} - \frac{3}{2} \left(\frac{F''}{F'} \right)^2$$

is negative. We make the following assumptions on the map g :

- (A) there exist y_-, y_+ , with $b - 1 < y_- < 0 < y_+ < b$ such that
 - A1. $0 < g'(x) < 1$ on $(-\infty, y_-) \cup (y_+, \infty)$,
 - A2. $g'(y_-) = g'(y_+) = 1$,
 - A3. $g'(x) > 1$ on (y_-, y_+) ,
- (B) $g(b - 1) < b < g(b)$.

In particular, g is an increasing diffeomorphism.

Condition (A) implies that F is increasing on $(-\infty, y_-)$ and (y_+, ∞) , and decreasing on (y_-, y_+) , and condition (B) guarantees that

$$F(b - 1) > b - 1 \quad \text{and} \quad F(b) < b. \quad (3)$$

Moreover, by the definition of g we have $F(y_+) > y_+ + b - 1 > b - 1$, and $F(y_-) < b$, so

$$F([b - 1, b]) \subset [b - 1, b].$$

Because $F(x) = x$ if and only if $g(x) = b$, thus as F is increasing outside of $[b - 1, b]$ and, by (B), $F(x) > x$ to the left of $b - 1$, $F(x) < x$ to the right of b , the trajectory of every point outside of $[b - 1, b]$ eventually falls into it. Thus, conditions (A) and (B) guarantee that $[b - 1, b]$ is a globally attracting invariant interval for F .

Finally, we assume that

- (C) there exists $\varepsilon > 0$ such that
 - C1. $g(x) < \varepsilon$ for any $x < -\frac{1}{2n}$,
 - C2. $g(x) > 1 - \varepsilon$ for any $x > \frac{1}{2n}$,
 - C3. $(n - 1)\varepsilon < 1 - g(y_+)$ and $(n - 1)\varepsilon < \frac{1}{2n} - (1 - g(y_+) + y_+)$,
 - C4. $(n - 1)\varepsilon < g(y_-)$ and $(n - 1)\varepsilon < \frac{1}{2n} - (g(y_-) - y_-)$.

We denote the set of maps F given by (2) and satisfying all of the above assumptions by \mathfrak{F} . We give an example of such map in Figure 1.

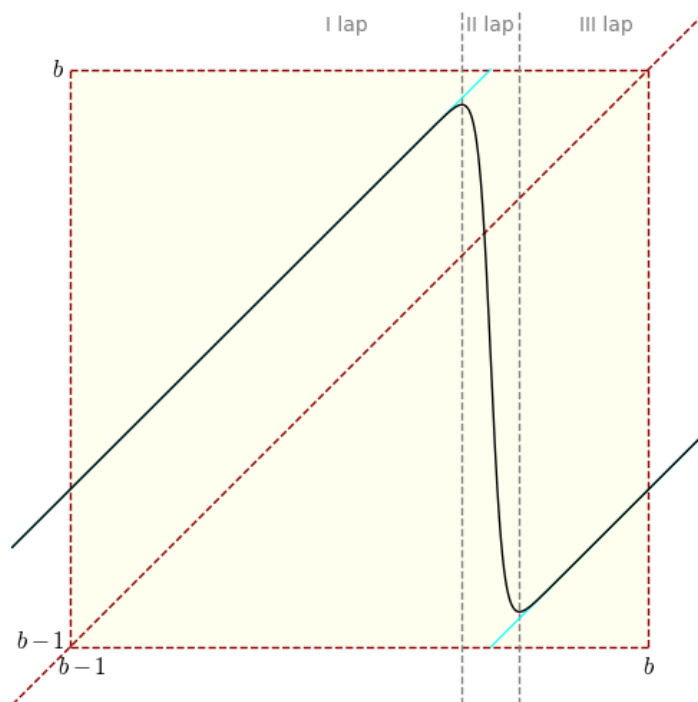


FIGURE 1. The maps $F(x) = x + b - \frac{1}{e^{-90x} + 1}$ (black) and G (cyan) for $b = 3/11$. The map F belongs to \mathfrak{F} . The yellow region is the set $[b-1, b]^2$.

Remark 2.1. *Observe that if we assume additionally symmetry*

$$g(-x) + g(x) = 1,$$

then

- $y_- = -y_+$,
- (C1) and (C2) are equivalent,
- (C3) and (C4) are equivalent.

Let us also define a map $G: \mathbb{R} \rightarrow \mathbb{R}$ by

$$G(x) = \begin{cases} x + b & \text{if } x < 0, \\ x + b - 1 & \text{if } x > 0, \end{cases} \quad (4)$$

(we do not have to choose the value of G at 0). In particular, we have

$$G(x) - F(x) = \begin{cases} g(x) & \text{if } x < 0, \\ g(x) - 1 & \text{if } x > 0. \end{cases} \quad (5)$$

Remark 2.2. *For G the interval $[b-1, b]$ is invariant, and if we glue together the endpoints of this interval, G will be the rotation of the resulting circle by b (that is, the angle $2\pi b$). Thus, if $b = k/n$, k, n coprime, then for any $x \in [b-1, b]$*

$$|G^i(x) - x| \geq \frac{1}{n} \quad (6)$$

for $i = 1, \dots, n - 1$, and $G^n(x) = x$.

Throughout the paper we set $b = k/n$, where k, n are coprime natural numbers and $k < n$.

3. ROTATION-LIKE BEHAVIOR

Under assumptions of the preceding section, we will show the following lemma.

Lemma 3.1. *For every $F \in \mathfrak{F}$ there exists an attracting periodic orbit of F of period n , that lies in first and third lap. Both critical points of F are in the immediate basin of attraction of this periodic orbit.*

Proof. Call a subinterval of $[b - 1, b]$ *basic* if it is of the form $[i/n, (i + 1)/n]$ for an integer i . Clearly, G maps a basic interval to a basic interval.

We will show that in the basic interval $[0, 1/n]$ there is a lap $[u, v]$ of F^n , in which there is an attracting fixed point of F^n . Moreover, the images of this lap under F^i ($i = 0, 1, \dots, n - 1$) are contained in basic intervals and F is increasing on them. Remember that we know the dynamics of G and by (C1) and (C2), F is very close to G except in a small neighborhood of 0. We will be thinking of $F - G$ as a “correction” that we add to G (which is simple) to get F . The correction closer to the critical points (but on the increasing laps) is taken care by (C3) and (C4).

Set $u = y_+$. By (C3), $u \in (0, \frac{1}{2n})$. We have $F(y_+) - (b - 1) = 1 - g(y_+) + y_+$ so $F(u)$ is in the basic interval $[b - 1, b - 1 + 1/n]$, and its distance from the left endpoint of this interval is $1 - g(y_+) + y_+$. For several next iterates of F the point $F^i(u)$ is in some basic interval and, by conditions (C), its distance from the left endpoint of that interval is still less than $\frac{1}{2n}$.

This clearly continues until $F^i(u)$ gets to the basic interval $[-1/n, 0]$. However, we can continue it further, since $F^i(u)$ is close to the left endpoint of this interval, and (C2) works for $|x| \geq \frac{1}{2n}$. Nevertheless, this moment is special, since in $[-1/n, 0]$ there is the critical point y_- of F . In our construction we should have $y_- = F^i(v)$. Thus, we should work backward in time to recover v .

This is possible, because locally G is of the form $G(z) - z + \alpha$ for some α . Therefore,

$$G^{-1}(x) - F^{-1}(x) = x - \alpha - F^{-1}(x) = F(F^{-1}(x)) - G(F^{-1}(x)),$$

and we can use (C1) and (C2). Clearly, we can also go forward from $F^i(v)$. By the same arguments as before, and using (C3) and (C4), we see that the sets $F^j([u, v])$, $j = 0, 1, \dots, n$, are all contained in basic intervals, and in the first and third lap of F .

Since $G^n(x) = x$ for every x , we have $F^n(u) - u = F^n(u) - G^n(u)$, and this number is equal to the sum of “corrections” along the trajectory of u of length n . One of those corrections is $1 - g(y_+)$, and the rest of them are less than ε in absolute value. Therefore, by (C3), $F^n(u) - u > 0$. Similarly, when we estimate $F^n(v) - v$, we get $F^n(v) - v < 0$.

Thus, there is a fixed point z of F^n in (u, v) . We know that $F' < 1$, so the orbit of z is attracting and both u and v (and therefore of both critical points of F) are in the immediate basin of attraction of the orbit of z . \square

Lemma 3.2. *Under the assumptions of the preceding lemma, the attracting periodic orbit attracts trajectories of Lebesgue almost all points from \mathbb{R} .*

Proof. Let z be the attracting periodic orbit of F of period n from Lemma 3.1. The map F has negative Schwarzian derivative by the assumption. Moreover, we can compactify \mathbb{R} by adding points at plus and minus infinity, and those points are repelling fixed points. It turns out that from this and from what we already proved it follows that the trajectories of Lebesgue almost all points of \mathbb{R} are attracted to the orbit of z .

The proof of this fact is almost identical to the proof of Theorem 4.1 of [7] (whose main part is taken from the proof of Theorem 1.3 of [8]). The reader can find the details there. Here we will only sketch the main idea of the proof.

Since the proofs we mentioned are for maps of a bounded interval into itself, we will work with the map $f : [0, 1] \rightarrow [0, 1]$, smoothly conjugate to F . Then the basic properties of F and f are the same. Moreover, the points 0 and 1 are repelling fixed points of f . We will denote by Z the periodic orbit of f corresponding to the orbit of z for F .

Let U be the union of the immediate basin of attraction of Z and a small neighborhood of $\{0, 1\}$. Then we define W as a small open neighborhood of $[0, 1] \setminus U$, so that its closure is disjoint from Z and does not contain the critical points of f .

An interval $J \subset [0, 1]$ is called a *homterval* if for every $n > 0$ f^n restricted to J is a homeomorphism onto its image. Then we can use Theorem 1.2 of [8] to deduce that for every homterval J there exists $m \geq 0$ such that the closure of $f^m(J)$ is contained in U . Now we can use Theorem 1.3 of [8]. Note that the assumption that f has no sinks really means that there are no sinks in W , and the assumption on the negative Schwarzian derivative can be replaced by the assumption that f is smoothly conjugate to a map with negative Schwarzian derivative (the Lebesgue measure λ can be replaced by the measure μ equivalent to the Lebesgue measure, transported via the conjugacy).

Thus, we see that on W some iterate of f is expanding (perhaps for μ , not λ). Now, the standard argument, as in the proof of Theorem 4.1 of [7] shows that the trajectory of μ -almost every point (and therefore of λ -almost every point) sooner or later enters U . Then such trajectory converges to Z . \square

An immediate consequence of Lemma 3.1 and Lemma 3.2 is the following theorem.

Theorem 3.3. *If $b = k/n$, where $k, n \in \mathbf{N}$ are coprime, then for every $F \in \mathfrak{F}$, there exists an attracting periodic orbit of F of period n , which attracts trajectories of Lebesgue almost all points from \mathbb{R} . This attracting periodic orbit lies in first and third lap, in the invariant interval $[b - 1, b]$, and it behaves like an orbit of G . That is, if we glue $b - 1$ with b to get a circle, the order of the points on the orbit is the same as for the rotation by b .*

4. EOS MAPS

Now we will focus on the concrete family of maps from \mathfrak{F} . Let us consider the family of EOS maps $F : \mathbb{R} \rightarrow \mathbb{R}$, given by

$$F(x) = x + b - \frac{1}{e^{-ax} + 1}, \quad (7)$$

parametrized by two parameters $a > 0$ and $b \in (0, 1)$. A family of maps equivalent to (7) was first observed in [1]. This family describes population dynamics in mathematical biology: in [2] a one-dimensional version of two-predator-one-prey model is introduced

by a family of maps $f_{PP}: \mathbb{R} \rightarrow \mathbb{R}$ given by

$$f_{PP}(x) = x + B - \frac{k}{1 + e^x}.$$

By taking $x = kz$ we get

$$f_{PP}(kz) = k \left(z + \frac{B}{k} - \frac{1}{1 + e^{kz}} \right) = k \left(z + b - \frac{1}{e^{-az} + 1} \right) = kF(z)$$

for $a = -k$ and $b = \frac{B}{k}$, so f_{PP} is conjugate to F .

Moreover, it is also conjugate to the map from machine learning and game theory. That is, the evolution in a simple population game where agents are using multiplicative weights algorithm, established algorithm from machine learning and economics [6], is described by the family of maps $f_{MW}: [0, 1] \rightarrow [0, 1]$, given by

$$f_{MW}(y) = \frac{y}{y + (1 - y) \exp(a(y - b))}, \quad (8)$$

where $a > 0$, $b \in (0, 1)$ (for a thorough discussion, see [3, 5]). By taking $x = \frac{1}{a} \log \frac{y}{1-y}$ and

$$F(x) = \frac{1}{a} \log \frac{f_{MW}(y)}{1 - f_{MW}(y)}$$

we see that the family F is conjugate to f_{MW} on $(0, 1)$.

For the family of EOS maps we have $g(x) = \frac{1}{e^{-ax} + 1}$. Observe that

$$g(-x) + g(x) = \frac{e^{-ax}}{e^{-ax} + 1} + \frac{1}{e^{-ax} + 1} = 1,$$

so, by Remark 2.1, the simplifications we mentioned apply.

Let us fix b as in the preceding section. We will show for a sufficiently large, F satisfies our assumptions.

For $x \neq 0$ we have by (5)

$$F(x) - G(x) = \frac{\operatorname{sgn}(x)}{e^{a|x|} + 1}, \quad (9)$$

where $\operatorname{sgn}(x)$ is the sign of x . Therefore,

$$\text{if } |x| \geq \delta, \quad \text{then } |F(x) - G(x)| \leq e^{-a\delta}, \quad (10)$$

which is exponentially small in a . Thus, we get (C1) for sufficiently large a .

As a goes to infinity, $g(b - 1)$ goes to 0, and $g(b)$ goes to 1. Therefore, (B) holds for sufficiently large a .

Let us make some calculations. We have

$$g'(x) = \frac{at}{(t + 1)^2}, \quad \text{where } t = e^{-ax}.$$

Therefore, y_+ and y_- are given by $\xi(t) = 0$, where $\xi(t) = (t + 1)^2 - at$. Denote the corresponding values of t by t_-, t_+ . They exist if $a > 4$. We have $\xi(a - 2) = 1 > 0$ and $\xi(a - 3) = 4 - a < 0$. Therefore, $a - 3 < t_- < a - 2$. Since $y_- = -\frac{1}{a} \log t_-$ and $y_+ = -y_-$, we get

$$\frac{1}{a} \log(a - 3) < y_+ < \frac{1}{a} \log(a - 2). \quad (11)$$

Therefore, for sufficiently large a , $y_+ \in (0, b)$ and we get (A).

From (5) and (11) we get

$$\frac{1}{a-1} < F(y_+) - G(y_+) < \frac{1}{a-2}. \quad (12)$$

Therefore, if ε is sufficiently small and a is sufficiently large, we get (C3).

Finally, the fact that the Schwarzian derivative of F is negative, was proved in [4]. Thus, the family of EOS maps defined by (7) belongs to \mathfrak{F} for sufficiently large a . Therefore, Theorem 3.3 applies.

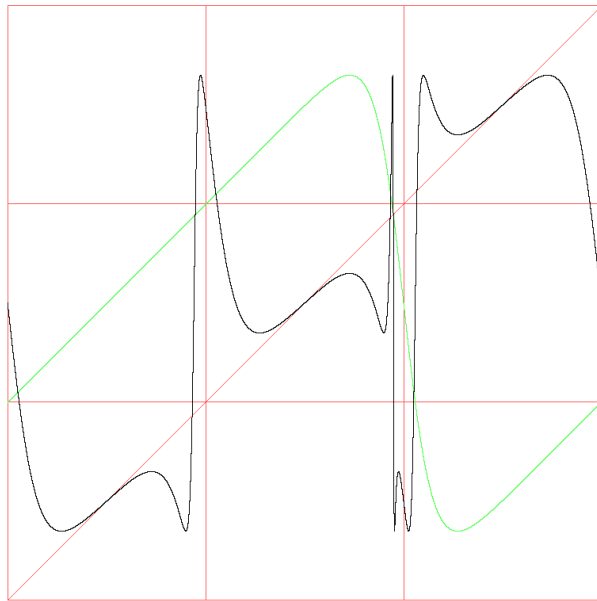


FIGURE 2. The maps F (green) and F^3 (black) defined by (7) for $b = 1/3$ and $a = 40$. Horizontal and vertical red lines are at the levels $b - 1$, $b - 2/3$, $b - 1/3$ and b .

Remark 4.1. *Other families of maps, which fulfill assumptions of Theorem 3.3 can be obtained for instance by taking $g(x) = \frac{1}{2} + \frac{1}{\pi} \arctan(ax)$ or $g(x) = \frac{1}{2} + \frac{1}{\sqrt{\pi}} \int_0^{ax} e^{-t^2} dt$ for sufficiently large a .*

5. BIFURCATIONS FOR A RATIONAL b FOR EOS MAPS

Now we describe other phenomena that happen when b is rational and a increases for the family of EOS maps defined by (7). We make computations for $b = k/11$, where $k = 1, 2, 3, 4, 5$. Note that by the symmetry, the behavior for b replaced by $1 - b$ is the same.

We know already that if $b = k/n$ in lowest terms, then for a sufficiently large there exists an attracting periodic orbit of F of period n , that lives on the first and third lap, has k points on the third lap, and attracts Lebesgue almost all points. In the proof of Theorem 3.3 at an early stage the dependence on k vanishes, but it is not clear whether the estimates how large a should be are really mostly independent of k , or this is only a feature of the concrete proof.

Our numerical results suggest the former. Figure 3 shows the bifurcation diagram for $b = k/11$, where $k = 1, 2, 3, 4, 5$. On the horizontal axis there is a , from 100 to 180; the vertical cyan lines are every 10. Horizontal red lines indicate the positions of the critical points. When the attracting periodic orbit of period 11 is born, it has two points in the second lap. Then, as a increases, those points move to the first and third lap, and the situation described in Section 3 is created. It seems that they move through the critical points in more or less the same time, independently of k .




FIGURE 3. Bifurcation diagrams for EOS maps $b = k/11$, where $k = 1, 2, 3, 4, 5$. On the horizontal axis there is a , from 100 to 180; the vertical cyan lines are every 10. Horizontal red lines indicate the positions of the critical points.

This independence of k (as well as other aspects, like the position of certain points of the attracting periodic orbit) can be explained in the following way. Of course, it is not a complete independence, but approximate one.

Approximate independence of important bifurcations of the numerator.

Let us now take $b = k/n$, where $k < n$ are coprime positive integers and assume that $n > 3$. Since we want to vary k , it is reasonable to assume that n is a prime number. As

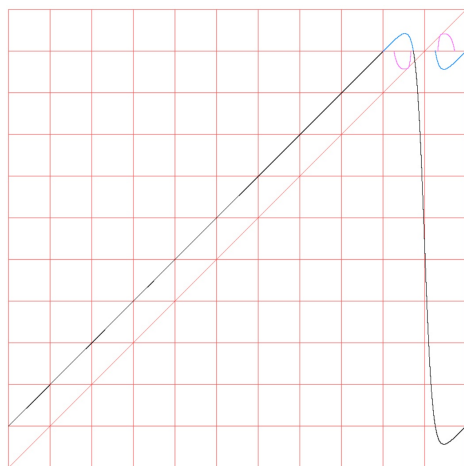
$$-F(-x) = x + (1 - b) - \frac{1}{e^{-ax} + 1},$$

it is enough to look at $k < n/2$. Then we take a reasonably large a . For the sake of illustration, we choose $n = 11$ and $a = 110$.

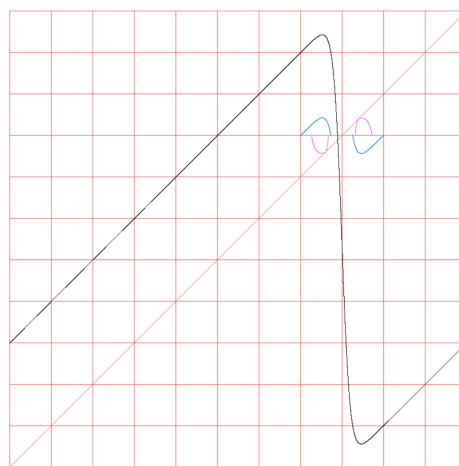
Now we replace F by a family of maps \tilde{F} , defined as F on $[-1/n, 1/n]$ and G on the rest of the real line. By (10), it is very close to F (indistinguishable on the pictures).

Let us divide the real line into intervals $I_j = [(j-1)/n, j/n]$ (we do not care about endpoints). If $j \neq 0, 1$, then our family \tilde{F} is a translation on I_j and maps it onto some I_i . The situation is more difficult if j is 0 or 1. Then we take a subinterval J_j of I_j on which the image under \tilde{F} is contained in the same I_i as the image under G . Next we take the smallest $r_j > 0$ for which $\tilde{F}^{r_j}(J_j) \subset I_{1-j}$. Because the family \tilde{F} is just a translation on each I_i with $i \neq 0, 1$, the graph of \tilde{F}^{r_j} on J_j is just a vertical translation (by a fraction with the denominator n) of the graph of F on the same interval.

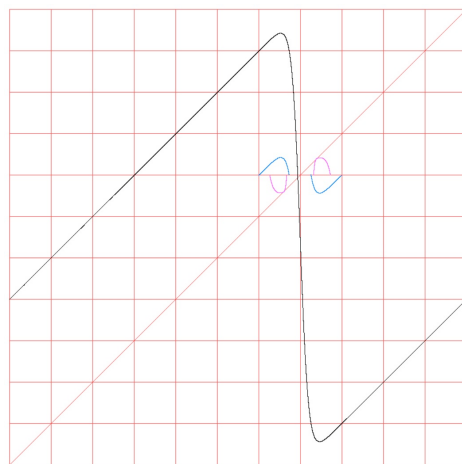
In Figures 4a, 4b, and 4c, we see the graphs of F on $[b-1, b]$ for $b = 1/11, 3/11, 4/11$ respectively. Moreover, in blue we see the graphs of F^{r_j} on J_j , and in magenta the graphs of F^n on slightly smaller intervals (K_j).



(a) Here $b = 1/11$.



(b) Here $b = 3/11$.



(c) Here $b = 4/11$.

FIGURE 4. Graphs of an EOS map F for $a = 110$ on $[b-1, b]$. In blue we see the graphs of F^{r_j} on J_j , and in magenta the graphs of F^n on K_j .

When we vary k , the graph of \tilde{F} (and of F) just moves up or down. Therefore the graphs of \tilde{F}^{r_j} on J_j ($j = 0, 1$) stay the same. This is another way of saying that the maps \tilde{F}^{r_j} on J_j stay the same. To get \tilde{F}^n , we have to compose the maps \tilde{F}^{r_0} on J_0 and \tilde{F}^{r_1} on J_1 (clearly, $r_0 + r_1 = n$). It makes sense to look at \tilde{F}^n on slightly smaller intervals $K_j \subset J_j$, where $\tilde{F}^n(K_j) \subset K_j$. In our figures those graphs are marked in magenta. By what we said, they are independent of k .

There is a small difference between F^n and \tilde{F}^n on those intervals K_j , but it seems that it is so small, that is practically invisible. Thus, for instance, existence of an attracting fixed point of \tilde{F}^n on K_1 and its position (those are independent of k) is almost the same as the existence of an attracting fixed point of F^n on K_1 and its position. This explains why the value of a for which an attracting periodic orbit of period n is born, and the position of the smallest positive point of this orbit, are practically independent of k .

The explanation of the fact that the values of a for which the left or right critical point is periodic of period n are almost the same for the left and right critical points and almost independent of k , is similar. Namely, one can easily check that $F(x) + F(-x) = 2b - 1$, and it follows that $J_1 = -J_0$ and for $x \in J_0$ we have $\tilde{F}^{r_1}(-x) = -\tilde{F}^{r_0}(x)$. Therefore, for $x \in K_0 \cup K_1$ we have $\tilde{F}^n(-x) = -\tilde{F}^n(x)$. This shows independence of left-right for \tilde{F} , and since \tilde{F}^n on $K_0 \cup K_1$ is independent of k , also independence of those values of a on k . Since F is very close to \tilde{F} , we get for F almost independence.

Farey neighbors.¹ In the bifurcation diagrams for $b = k/11$ (we observe similar phenomenon for other denominators, too) we see another interesting thing. Figure 5 is like Figure 3, but a varies from 80 to 89. We see in the bifurcation diagram periodic windows at the approximately same place for each k . For those periodic orbits one point is very close (for some value of a equal) to one of the critical points. However, there is another point of the orbit which is in the second lap. All other points of the orbit are in the first and third lap. If we look at the period q of the orbit and the number p of the points in the third lap (plus the point which is maybe in the second lap, but is close to a critical point), then the fraction p/q is a Farey neighbor of $k/11$. In fact, it is one of the Farey parents of $k/11$, and the one with the larger denominator. For instance, $\frac{3}{11} = \frac{1+2}{4+7}$ and $2 \cdot 4 - 1 \cdot 7 = 1$, so the Farey parents of $3/11$ are $1/4$ and $2/7$; what we see in Figure 5 with $k = 3$ is $p/q = 2/7$.

In order to understand this phenomenon, let us look at Figure 6. There $a = 83.3$ is in the window we mention. Blue lines indicate the position of the points of the attracting periodic orbit of period 7.

Let us divide the interval $[b-1, b]$ into n subintervals of length $1/n$ each, and number those intervals $0, 1, \dots, n-1$ from left to right. For the large values of a , where there is an attracting periodic orbit of period n , if we look where the consecutive (in time) points of this orbit reside, we get the same result as for G , that is, to get the location of the next point we just add k modulo n . Since our window is the first large window to the left of those large values of a , the change has to be the smallest possible one. That is, at one moment instead of adding k , we add $k-1$ or $k+1$ modulo n . In our

¹The reader not familiar with the Farey tree, can find its description and terminology for instance in [9].




FIGURE 5. Bifurcation diagrams for $b = k/11$, where $k = 1, 2, 3, 4, 5$. On the horizontal axis there is a , from 80 to 89; the vertical cyan lines are every 1. Horizontal red lines indicate the positions of the critical points.

example (Figure 6) the point located in the interval number 8 is mapped to the point in the interval number 1 (instead of number 0).

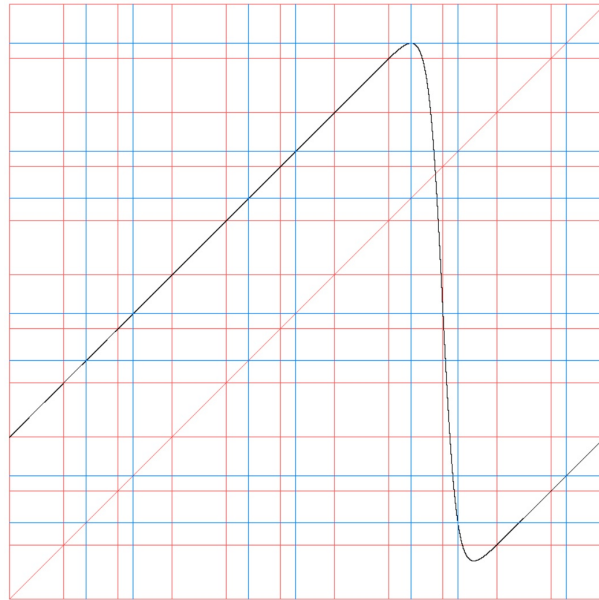
This means that we get a periodic orbit of some period $m < n$ such that km modulo n is 1 or -1 . That is, for some i we have $km = in + 1$ or $km = in - 1$. Therefore i/m is a Farey neighbor of k/n . Since $m < n$, i/m is one of the Farey parents of k/n .

As in the preceding explanations, we may replace F by \tilde{F} , and this explains why the relevant values of a are almost independent of k .

The only thing that is not quite clear is why we get the Farey parent with the larger denominator. We speculate that a smaller change of the period means a smaller change of a (remember, that we are looking at the big window closest to the infinite window with period n).

Note that the explanations given in this section lack rigorous estimates, so they cannot be considered rigorous proofs.

Declaration of competing interest. The authors declare that they have no known competing financial interests or personal relationships that could have appeared to influence the work reported in this paper.

FIGURE 6. Here $b = 3/11$, $a = 83.3$.

Data availability. No data was used for the research described in the article.

Acknowledgments. Jakub Bielawski and Fryderyk Falniowski acknowledge the support of the National Science Centre, Poland, grant number 2023/51/B/HS4/01343. Thiparat Chotibut acknowledges the funding support from the NSRF via the Program Management Unit for Human Resources & Institutional Development, Research and Innovation [grant number B39G670016].

REFERENCES

- [1] T. Eirola, A. V. Osipov, and G. Söderbacka. *Chaotic regimes in a dynamical system of the type many predators-one prey*. Helsinki University of Technology, Math. Report A368, 1996. <http://www.math.hut.fi/%7Eteirola/PS/Pedot.ps>
- [2] S. Kryzhevich, V. Avrutin, and G. Söderbacka. Bistability in a one-dimensional model of a two-predators-one-prey population dynamics system. *Lobachevskii Journal of Mathematics*, 42(14):3486–3496, 2021. <https://doi.org/10.1134/S1995080222020135>
- [3] J. Bielawski, T. Chotibut, F. Falniowski, M. Misiurewicz, and G. Piliouras. Heterogeneity, reinforcement learning, and chaos in population games. To be published.
- [4] J. Bielawski, T. Chotibut, F. Falniowski, M. Misiurewicz, and G. Piliouras. Memory loss can prevent chaos in games dynamics. *Chaos: An Interdisciplinary Journal of Nonlinear Science*, 34(1), 2024. <https://doi.org/10.1063/5.0184318>
- [5] T. Chotibut, F. Falniowski, M. Misiurewicz, and G. Piliouras. Family of chaotic maps from game theory. *Dynamical Systems*, 36(1):48–63, 2021. <https://doi.org/10.1080/14689367.2020.1795624>
- [6] S. Arora, E. Hazan, and S. Kale. The multiplicative weights update method: a meta-algorithm and applications. *Theory of Computing*, 8(1):121–164, 2012. <http://dx.doi.org/10.4086/toc.2012.v008a006>
- [7] M. Misiurewicz. Maps of an interval. In *Chaotic behaviour of deterministic systems*, pages 565–590. North-Holland, 1983.

- [8] M. Misiurewicz. Absolutely continuous measures for certain maps of an interval. *Publications Mathématiques de l'IHÉS*, 53:17–51, 1981. <https://doi.org/10.1007/BF02698686>
- [9] R. L. Devaney. The Mandelbrot set, the Farey tree, and the Fibonacci sequence. *The American Mathematical Monthly*, 106(4):289 – 302, 1999. <https://doi.org/10.2307/2589552>

¹ DEPARTMENT OF MATHEMATICS, KRAKOW UNIVERSITY OF ECONOMICS, RAKOWICKA 27, 31-510 KRAKÓW, POLAND
Email address: bielawsj@uek.krakow.pl

² CHULA INTELLIGENT AND COMPLEX SYSTEMS LAB, DEPARTMENT OF PHYSICS, CHULA-LONGKORN UNIVERSITY, BANGKOK 10330, THAILAND
Email address: thiparat.c@chula.ac.th

³ DEPARTMENT OF MATHEMATICS, KRAKOW UNIVERSITY OF ECONOMICS, RAKOWICKA 27, 31-510 KRAKÓW, POLAND
Email address: falniowf@uek.krakow.pl

⁴ DEPARTMENT OF MATHEMATICAL SCIENCES, INDIANA UNIVERSITY INDIANAPOLIS, 402 N. BLACKFORD STREET, INDIANAPOLIS, INDIANA 46202, USA
Email address: mmisiure@iu.edu

⁵ GOOGLE DEEPMIND, LONDON EC4A 3TW, UNITED KINGDOM
Email address: gpil@google.com