

# The Faint Particle Trigger for the IceCube Neutrino Observatory

---

**Timo Stürwald<sup>a,\*</sup> for the IceCube collaboration**

<sup>a</sup>*Department of Physics, Faculty of Mathematics and Natural Sciences, University of Wuppertal, Gaußstraße 20, 42119 Wuppertal, Germany*

*E-mail:* [stuerwald@uni-wuppertal.de](mailto:stuerwald@uni-wuppertal.de)

The Faint Particle Trigger (FPT) was developed for the IceCube Neutrino Observatory to enhance the detection efficiency for faint signatures, produced by free Fractionally Charged Particles (FCP) predicted in several Standard Model (SM) extensions. A previous IceCube analysis has shown a reduced trigger efficiency in detecting FCP with a charge of  $e/3$  due to the  $z^2$  dependence of photon production processes. The FPT addresses this shortcoming by incorporating a so far unused hit type, so called SLC hits in the trigger decision. These are single isolated hits that are not used for triggering high energy signatures in IceCube. The FPT employs a sliding time window to analyze hits, utilizing four cuts to remove noise and bright background contributions. The noise contribution is effectively decreased to a few Hz by velocity and directional consistency of hit pairs. Furthermore a part of the dominating atmospheric muon rate is reduced, by requiring a minimum fraction of SLC hits in the trigger window. The FPT significantly improves the trigger efficiency by a factor of 1.55, compared to standard triggers, while increasing the event rate in IceCube by a factor 1.004. The trigger algorithm was tested and successfully deployed at South Pole in November 2023.

*42nd International Conference on High Energy Physics (ICHEP2024)  
18-24 July 2024  
Prague, Czech Republic*

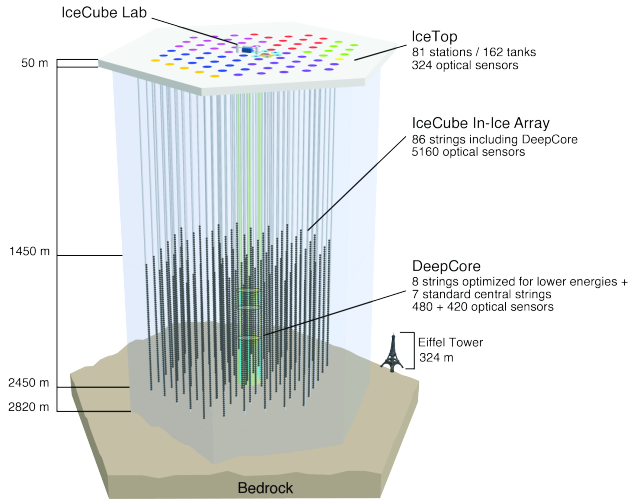
---

\*Speaker

## 1. IceCube

The IceCube detector is located at the geographic South Pole [6]. It consists of 5160 Digital Optical Modules (DOMs), located on 86 strings, with a PMT as the main component to detect photons (Figure 1). The DOMs are located at a depth between 1.45 and 2.45 km resulting in 1 km<sup>3</sup> of instrumented ice. DeepCore is the low energy extension of IceCube consisting of a subset of 15 strings, out of which 8 are DeepCore strings housing PMTs with a higher quantum efficiency with a reduced DOM spacing [7]. The energy threshold for the denser instrumented DeepCore volume is a few GeV while for IceCube it is about 100 GeV.

All amplified PMT waveforms crossing a specific discriminator threshold result in a hit, which also stores the position and time information. All hits are marked as SLC (Soft Local Coincidence) or HLC (Hard Local Coincidence) hit type. HLC hits are correlated hit pairs in the time window of  $\pm 1 \mu\text{s}$  of neighboring and next to neighboring DOMs on the same string. SLC hits are isolated single hits. The IceCube standard triggers base their decisions on HLC hits. Each day, approximately 1 TB of data are triggered, with a median trigger rate of 2.7 kHz. Around 100 GB of filtered data are transmitted via satellite per day [6].



**Figure 1:** The IceCube detector showing 86 strings including the highlighted DeepCore volume at the bottom.

## 2. Motivation

Free Fractionally Charged Particles (FCPs) appear in several extensions of the SM with well-motivated charges being  $e/3$ ,  $e/2$  and  $2e/3$  [1–3]. They could have been produced in the early universe, in violent astrophysical events or in cosmic ray interactions in the upper atmosphere and leave faint signatures as they cross the IceCube detector [8].

A previous IceCube analysis searched for FCP and for the faintest signatures with a charge of  $e/3$  the trigger efficiency was significantly lower than for higher charges [4]. This decrease in the trigger efficiency arises from the  $z^2$  dependence affecting the production of Cherenkov photons, ionization and secondary processes, where  $z$  is the charge. The reduced photon emission results in the predominance of produced SLC hits in the detector, as the probability to produce a correlated hit pair decreases. The Faint Particle Trigger (FPT) addresses this shortcoming by incorporating SLC hits into the trigger decision, thereby improving the overall trigger efficiency.

More recently also the search for millicharged particles at neutrino telescopes was suggested [5]. These are motivated by dark matter models and they could be produced by various mechanisms in the upper atmosphere [10]. The mass scale would be in the range from MeV to several GeV and

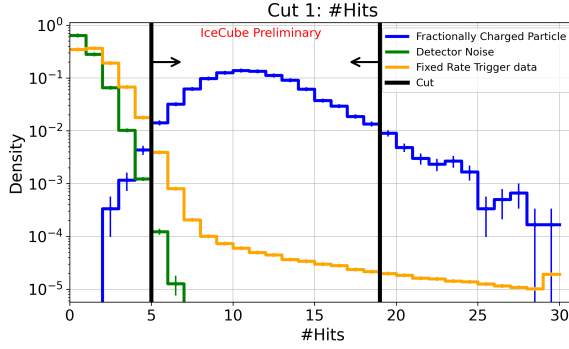
IceCube could potentially probe parts of the parameter space [5]. Future analyses using leptons in the GeV range and analyses of particles with an anomalous charge will use the data of the FPT.

### 3. The Faint Particle Trigger

A sliding time window with length of 2500 ns analyzes all DeepCore HLC and SLC hits. Within each time window four variables are calculated and cuts are applied. The first three mainly aim to remove the detector noise contribution and the last cut was constructed to keep events with a high SLC fraction, effectively reducing the rate of triggered atmospheric muons. The figures in this section show distributions of cut variables and trigger efficiencies for simulations of FCP with a charge of  $e/3$  and a mass of 1 TeV. Only high-quality events that produce at least 10 signal hits in DeepCore were selected. Additionally, simulated detector noise is shown, which consists of two main components: thermal noise and an uncorrelated component from Potassium-40 decays. Potassium-40 is present in low abundance within the spherical glass pressure vessels of the DOMs. Fixed Rate Trigger (FRT) data are also shown. The FRT reads out the entire detector for 10 ms every 300 s. These unbiased detector data were used during the development of the FPT to estimate the trigger rate and to inspect the cut variable distributions for data.

#### 3.1 Cut 1: Number of hits

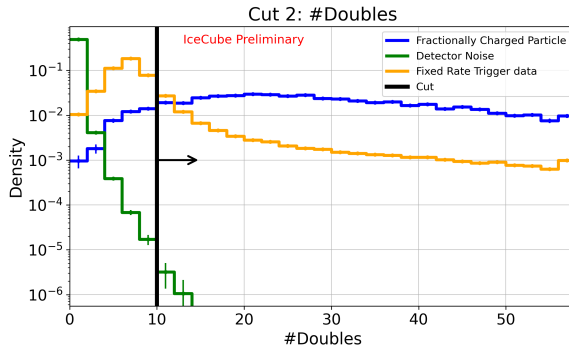
The first variable is the number of hits in the time window with corresponding distributions shown in Figure 2. One can see that detector noise clusters at lower values compared to the FCP. To filter out these sparsely populated time windows, as well as those with an excessive number of hits that do not match the dim signature of interest, a threshold is set. The number of hits is required to fall within  $5 \leq \#Hits \leq 19$ .



**Figure 2:** The number of hits in the time window. The black arrows indicate the cut values.

#### 3.2 Cut 2: Number of Doubles

To further reduce the rate of time windows filled with detector noise hits, the velocity consistency of the hits in the time window is analyzed. For noise hits no velocity consistency is expected. For this cut all hit pair combinations in the time window are formed. Then the corresponding velocity of the hit pair is calculated. If the velocity falls within the range  $0.03c \leq v_{\text{hitpair}} \leq 1.03c$ , the hit pair is classified as a Double. The number of Doubles ( $\#Doubles$ ) per time window is counted

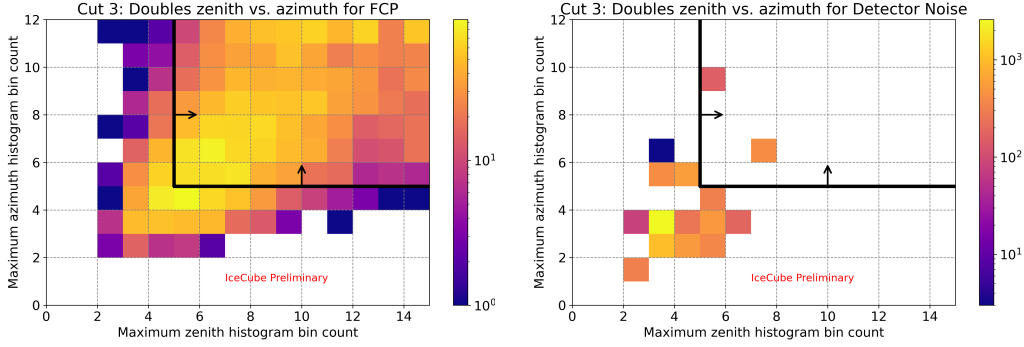


**Figure 3:** Number of Doubles in the time window. The black arrow indicates the cut value.

and its corresponding distributions are shown in Figure 3. The threshold is set to  $\#Doubles \geq 10$  in order to reduce the detector noise contribution by more than an order of magnitude.

### 3.3 Cut 3: Directional consistency of Doubles

To further reduce the detector noise contribution the directional clustering of Doubles is quantified. For detector noise no preferred direction is expected. For each Double in the time

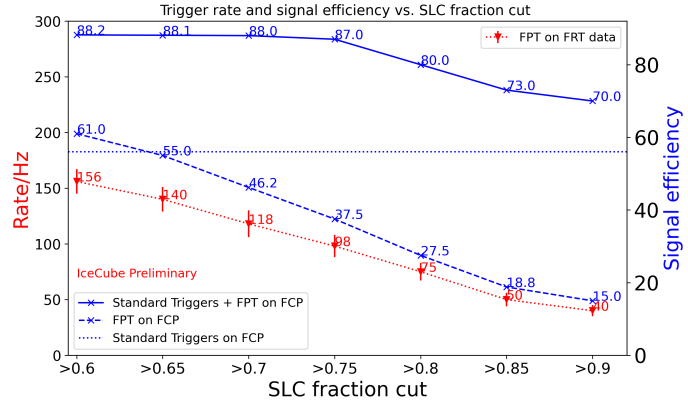


**Figure 4:** The maximum zenith and azimuth histogram bin counts for FCP (left) and Detector Noise (right). The black arrows indicate the cut values.

window the zenith and azimuth angle are calculated. These are binned in  $20^\circ$  bins and the value of the bin with the maximum count is compared to a threshold as shown in Figure 4. The detector noise values cluster at lower values as expected. The cut is adjusted, so that the detector noise contribution is reduced to a level of few Hz.

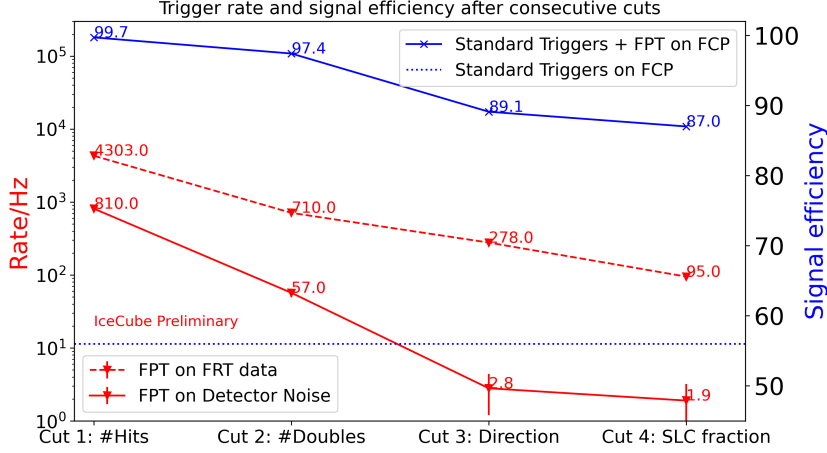
### 3.4 Cut 4: SLC fraction

As FCP dominantly produce SLC hits the last cut aims to remove events that predominantly produce HLC hits. For that purpose the ratio (SLC fraction) of the number of SLC hits over all hits in the time window is calculated. The cut is set to SLC fraction  $> 0.75$ . Figure 5 shows the variation of the SLC fraction cut. Following the dashed blue line one can see that the signal efficiency on the FCP simulation decreases rapidly when applying the FPT to them.



**Figure 5:** Estimated FPT trigger rate (dotted red). Standard trigger efficiency on FCP (dotted blue) as a reference. FPT trigger efficiency on FCP (dashed blue). Combined trigger efficiency of standard triggers and the FPT on FCP (solid blue)

Nevertheless, the combined signal efficiency (solid blue) is stable up to a value of 0.75. Thus, FCP events in the SLC fraction region 0.6 - 0.75 are mostly already covered by the standard triggers. This shows that additionally triggered events by the FPT typically have a high SLC fraction above 0.75. Setting the threshold to  $>0.75$  reduces the FPT rate to approximately 100 Hz (dotted red).



**Figure 6:** Summary of Cuts 1–4, applied consecutively. For each cut, the corresponding rates and signal efficiencies are shown. The blue lines show the signal efficiency from applying the standard triggers (dashed) and the standard triggers plus the FPT (solid) on FCP simulations. The red lines show the estimated FPT rates, derived from applying the FPT to detector noise simulation (dashed) and FRT data (solid).

### 3.5 Summary of cuts and results

The impact of each cut on the signal efficiency, detector noise rate, and the estimated trigger rate is summarized in Figure 6. After applying the fourth cut, 87% of the signal events are retained (solid blue), representing a relative improvement of 1.55 compared to the standard triggered events. It can be observed that the contribution from detector noise is reduced to approximately a few Hz after the third cut (solid red). The fourth cut does not significantly further reduce the noise contribution, because detector noise predominantly produces SLC hits. On the other hand, the estimated FPT rate (dashed red) is reduced by an additional factor of three by the fourth cut. This suggests that the fourth cut is particularly effective in removing muons, which typically produce events with a lower SLC fraction compared to FCP. The trigger was applied to existing data sets of electron, muon and tau neutrino simulation in DeepCore. The relative improvements are shown in Table 1.

The largest improvement of 1.18 can be found for electron neutrinos between 4-12 GeV.

Flavor & energy	Relative trigger efficiency increase
$\nu_{e,A}$	$1.11 \pm 0.02$
$\nu_{e,B}$	$1.18 \pm 0.02$
$\nu_{e,C}$	$1.10 \pm 0.01$
$\nu_{\mu,A}$	$1.11 \pm 0.02$
$\nu_{\mu,B}$	$1.10 \pm 0.01$
$\nu_{\tau,A}$	$1.14 \pm 0.02$
$\nu_{\tau,B}$	$1.15 \pm 0.01$

**Table 1:** Relative improvements above 1.03 for neutrino simulation in DeepCore resulting from including the FPT. The energy intervals are: A(1–4 GeV), B(4–12 GeV) and C(12–100 GeV).

## 4. Test and deployment

The trigger algorithm was tested at the South Pole Test System, IceCube’s test DAQ facility. This setup allows for the testing of newly developed software. The trigger algorithm was tested on a IceCube standard run, which has a typical duration of 8 hours. The FPT con-

sumes approximately 1% of the CPU resources and runs stable. An event in IceCube can consist of multiple triggers that fire close in time. The event rate for the test run increases from  $2784.0 \pm 0.3$  Hz to  $2793.9 \pm 0.3$  Hz by adding the FPT. The additional 10 Hz of events are only triggered by the FPT and correspond to approximately 3.4 GB of additional data per day. The relative event rate increase corresponds to a factor of 1.004. The trigger was successfully deployed at the South Pole on November 28 2023. The rate of the first six months can be seen in Figure 7. The rate trend aligns with the trend of the other main triggers which is correlated to seasonal variations of the atmospheric temperature [9].

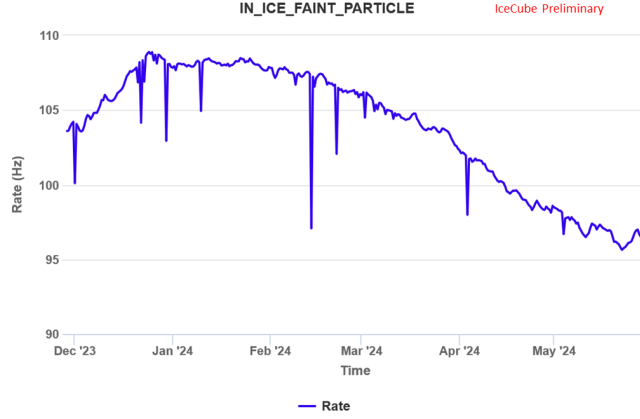


Figure 7: The FPT rate for the first six months of operation.

## 5. Conclusion

The FPT utilizes the information of the so far unused SLC hits for the trigger decision, enhancing sensitivity to faint signatures in IceCube up to a factor of 1.55. The successful deployment of the FPT at the South Pole results in approximately 10 Hz of additional events suitable for analyses involving leptons with energies up to 100 GeV and beyond the SM searches.

## References

- [1] P. H. Frampton and T. W. Kephart, *Fractionally Charged Particles as Evidence for Supersymmetry*, *Phys. Rev. Lett.* **49**, 1310–1313 (1982).
- [2] S. M. Barr, D. B. Reiss, and A. Zee, *Fractional Charges, Monopoles, and Peculiar Photons*, *Phys. Rev. Lett.* **50**, 317–320 (1983).
- [3] F.-X. Dong, T.-S. Tu, P.-Y. Xue, and X.-J. Zhou, *Fractional charges, monopoles and peculiar photons in  $SO(18)$  GUT models*, *Phys. Lett. B* **129**, 405–410 (1983).
- [4] W. Van Driessche, *Search for particles with anomalous charge in the IceCube detector*, PhD dissertation, Ghent University, 2019, <https://biblio.ugent.be/publication/8683108>.
- [5] C. A. Argüelles, K. J. Kelly, and V. M. Muñoz, *Millicharged Particles from the Heavens: Single- and Multiple-Scattering Signatures*, *JHEP*, **2021**, 99 (2021) [2104.13924].
- [6] IceCube Collaboration, *The IceCube Neutrino Observatory: Instrumentation and Online Systems*, *JINST* **12**, P03012 (2017) [1612.05093].
- [7] IceCube Collaboration, *The Design and Performance of IceCube DeepCore*, *Astropart. Phys.* **35**, 615 (2012), [1109.6096].
- [8] M. L. Perl, E. R. Lee, and D. Loomba, *Searches for Fractionally Charged Particles*, *Annual Review of Nuclear and Particle Science* **59**, 47-65 (2009)
- [9] IceCube Collaboration, *Atmospheric Variations as Observed by IceCube*, July 2009, 1001.0776.
- [10] H. Wu, E. Hardy, and N. Song *Searching for heavy millicharged particles from the atmosphere*, June 2024, 2406.01668.