

A Demonstration of Adaptive Collaboration of Large Language Models for Medical Decision-Making

Yubin Kim¹

Chanwoo Park¹

Hyewon Jeong¹

Cristina Grau-Vilchez¹

Yik Siu Chan¹

Xuhai Xu²

Daniel McDuff³

Hyeonhoon Lee⁴

Marzyeh Ghassemi¹

Cynthia Breazeal¹

Hae Won Park¹

YBKIM95@MIT.EDU

CPARK97@MIT.EDU

HYEWONJ@MIT.EDU

CRISGRAU@MEDIA.MIT.EDU

YIKSIUC@MIT.EDU

XX2489@COLUMBIA.EDU

DMCDUFF@GOOGLE.COM

HHOON@SNU.AC.KR

MGHASSEM@MIT.EDU

CYNTHIAB@MEDIA.MIT.EDU

HAEWON@MEDIA.MIT.EDU

¹ Massachusetts Institute of Technology

² Columbia University

³ Google Research

⁴ Seoul National University Hospital

1. Introduction

Medical Decision-Making (MDM) is a multi-faceted process that requires clinicians to assess complex multi-modal patient data patient, often collaboratively (Zhou and Xu, 2023). Large Language Models (LLMs) (OpenAI, 2024; Anthropic, 2024; Reid et al., 2024) promise to streamline this process by synthesizing vast medical knowledge and multi-modal health data (Singhal et al., 2022; Kim et al., 2024b). However, single-agent are often ill-suited for nuanced medical contexts requiring adaptable, collaborative problem-solving. Our **MDAgents**¹ (Kim et al., 2024a) addresses this need by dynamically assigning collaboration structures to LLMs based on task complexity, mimicking real-world clinical collaboration and decision-making Parekh et al. (2011); Grembowski et al. (2014). This framework improves diagnostic accuracy and supports adaptive responses in complex, real-world medical scenarios, making it a valuable tool for clinicians in various healthcare settings, and at the same time, being more efficient in terms of computing cost than static multi-agent decision making methods.

1. Our code and demo can be found at <https://mdagents2024.github.io/>

2. Method

As shown in Figure 1-(a), MDAgents operates in four steps, adapting to each medical query:

- Complexity Check:** A *moderator agent* evaluates the query and assigns a complexity level (*low*, *moderate*, or *high*) based on established clinical guidelines.
- Recruitment:** A *recruiter agent* then forms an appropriate team. Low-complexity cases go to a single Primary Care Physician (PCP), while more complex cases have Multi-disciplinary Teams (MDTs) or Integrated Care Teams (ICTs).
- Analysis and Synthesis:** Solo agents use techniques like Chain-of-Thought (CoT) (Wei et al., 2022) prompting for analysis, while MDTs refine answers through rounds of discussion. ICTs use a tiered decision process for the high complexity cases, engaging specialists in sequential stages.
- Final Decision:** The decision-maker agent aggregates inputs and synthesizes a final answer, leveraging diverse agent insights, conversational history, and moderator feedback.

For up-to-date decision-making, MDAgents incorporates **MedRAG** (Xiong et al., 2024), which accesses

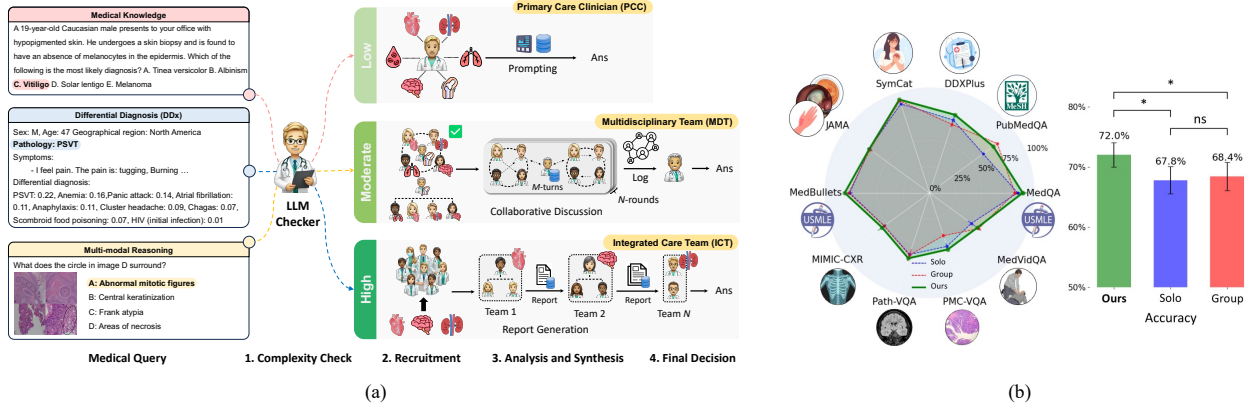


Figure 1: **Overview.** (a) The system assesses complexity, recruits agents, and iteratively refines answers through solo, MDT, and ICT configurations, emulating real-world clinical collaborations. (b) Our method outperforms Solo and Group settings across different medical benchmarks.

recent biomedical data to enhance accuracy. The model leverages GPT-4 for reasoning and was tested across medical benchmarks, including text-only (e.g., MedQA (Jin et al., 2020)), image-based (e.g. Path-VQA (He et al., 2020)), and multi-modal (e.g. MedVidQA (Gupta et al., 2022)) datasets.

To evaluate the effectiveness of our framework, we conducted extensive experiments using baseline methods across ten datasets, including MedQA, PubMedQA, and others. Each dataset was tested with 50 samples, and we measured the average inference times for varying complexities: low (14.7 seconds), moderate (95.5 seconds), and high (226 seconds). Our experiments compared three configurations: (1) Solo, utilizing a single LLM agent for decision-making; (2) Group, where multiple agents collaborate; and (3) Adaptive, our proposed MDAgents method, which dynamically adjusts the inference structure. For low-complexity cases, we employed 3-shot prompting, while moderate and high-complexity cases used zero-shot prompting across all settings.

3. Results

As shown in Figure 1-(b), MDAgents demonstrated state-of-the-art performance, achieving the highest accuracy in **7 out of 10** benchmarks and outperforming both solo LLMs and static multi-agent methods. Across different medical benchmarks, MDAgents achieved up to 4.2% improvement over solo and group setting. From our ablations in Figure 2-3 in Appendix, we present MDAgent requires fewer API calls than larger static multi-agent models, achieving

the same accuracy with fewer resources. Specifically, using 3 agents yielded optimal performance with a significantly lower number of API calls than single-agent CoT or larger multi-agent setups (e.g., MedAgents with 5 agents), highlighting our framework’s computational efficiency. We also present that our framework shows robust performance in extreme temperature values ($T=0.3$, $T=1.2$) (Figure 2) and the agent’s opinion convergence in multi-agent collaboration settings (Figure 3).

4. Discussion

Developing MDAgents required balancing agent count and response accuracy while minimizing resource use. The framework’s effectiveness lies in its adaptive decision-making, which **mirrors real clinical practice** by scaling collaboration with case complexity. Ablations showed that a 3-agent setup optimizes performance, minimizing unnecessary complexity for simpler cases while supporting complex ones. Key insights include verification steps to prevent hallucinations and the use of tools like MedRAG and moderator oversight to enhance diagnostic accuracy. MDAgents is currently being evaluated for integration in hospital settings to support clinical workflows.

Future Directions. We plan to integrate doctor-in-the-loop feedback, keeping MDAgents aligned with clinical knowledge and enhancing reliability to reduce diagnostic errors and improve patient outcomes.

Acknowledgments

C.P. acknowledges support from the Takeda Fellowship, the Korea Foundation for Advanced Studies, and the Siebel Scholarship.

References

- Anthropic. Claude 3.5 sonnet. <https://www.anthropic.com/news/>, 2024. Accessed: 2024-10-30.
- David Grembowski, Judith Schaefer, Karin E Johnson, Henry Fischer, Susan L Moore, Ming Tai-Seale, Richard Ricciardi, James R Fraser, Donald Miller, Lisa LeRoy, et al. A conceptual model of the role of complexity in the care of patients with multiple chronic conditions. *Medical care*, 52:S7–S14, 2014.
- Deepak Gupta, Kush Attal, and Dina Demner-Fushman. A dataset for medical instructional video classification and question answering, 2022.
- Xuehai He, Yichen Zhang, Luntian Mou, Eric Xing, and Pengtao Xie. Pathvqa: 30000+ questions for medical visual question answering, 2020.
- Di Jin, Eileen Pan, Nassim Oufattole, Wei-Hung Weng, Hanyi Fang, and Peter Szolovits. What disease does this patient have? a large-scale open domain question answering dataset from medical exams, 2020.
- Yubin Kim, Chanwoo Park, Hyewon Jeong, Yik Siu Chan, Xuhai Xu, Daniel McDuff, Hyeonhoon Lee, Marzyeh Ghassemi, Cynthia Breazeal, and Hae Won Park. Mdagents: An adaptive collaboration of llms for medical decision-making, 2024a. URL <https://arxiv.org/abs/2404.15155>.
- Yubin Kim, Xuhai Xu, Daniel McDuff, Cynthia Breazeal, and Hae Won Park. Health-llm: Large language models for health prediction via wearable sensor data, 2024b.
- OpenAI. Gpt-4 technical report, 2024.
- Anand K Parekh, Richard A Goodman, Catherine Gordon, Howard K Koh, and HHS Interagency Workgroup on Multiple Chronic Conditions. Managing multiple chronic conditions: a strategic framework for improving health outcomes and quality of life. *Public health reports*, 126(4):460–471, 2011.
- Machel Reid, Nikolay Savinov, Denis Teplyashin, Dmitry Lepikhin, Timothy Lillicrap, Jean-baptiste Alayrac, Radu Soricut, Angeliki Lazaridou, Orhan Firat, Julian Schrittwieser, et al. Gemini 1.5: Unlocking multimodal understanding across millions of tokens of context. *arXiv preprint arXiv:2403.05530*, 2024.
- Karan Singhal, Shekoofeh Azizi, Tao Tu, S. Sara Mahdavi, Jason Wei, Hyung Won Chung, Nathan Scales, Ajay Tanwani, Heather Cole-Lewis, Stephen Pfohl, Perry Payne, Martin Seneviratne, Paul Gamble, Chris Kelly, Nathaneal Scharli, Aakanksha Chowdhery, Philip Mansfield, Blaise Aguerre y Arcas, Dale Webster, Greg S. Corrado, Yossi Matias, Katherine Chou, Juraj Gotweis, Nenad Tomasev, Yun Liu, Alvin Rajkomar, Joelle Barral, Christopher Semturs, Alan Karthikesalingam, and Vivek Natarajan. Large language models encode clinical knowledge, 2022. URL <https://arxiv.org/abs/2212.13138>.
- Jason Wei, Xuezhi Wang, Dale Schuurmans, Maarten Bosma, Fei Xia, Ed Chi, Quoc V Le, Denny Zhou, et al. Chain-of-thought prompting elicits reasoning in large language models. *Advances in neural information processing systems*, 35:24824–24837, 2022.
- Guangzhi Xiong, Qiao Jin, Zhiyong Lu, and Aidong Zhang. Benchmarking retrieval-augmented generation for medicine. *arXiv preprint arXiv:2402.13178*, 2024.
- Junbin Zhou and Xiao Xu. The difficulty of medical decision-making: should patients be involved? *HepatoBiliary Surgery and Nutrition*, 12(3):407, 2023.

Appendix A. Demonstration Details

The demonstration, accessible at <https://mdagents2024.github.io/demo.html>, showcases the MDAgents framework’s capability to adapt to cases of varying complexity. For each case:

- **Low Complexity (Figure 4):** A single general practitioner agent manages a straightforward query on GERD management.
- **Moderate Complexity (Figure 5):** The framework recruits multiple agents (MDT)—a neurologist, oncologist, and radiologist—for collaborative reasoning in a case involving headache and brain lesion.

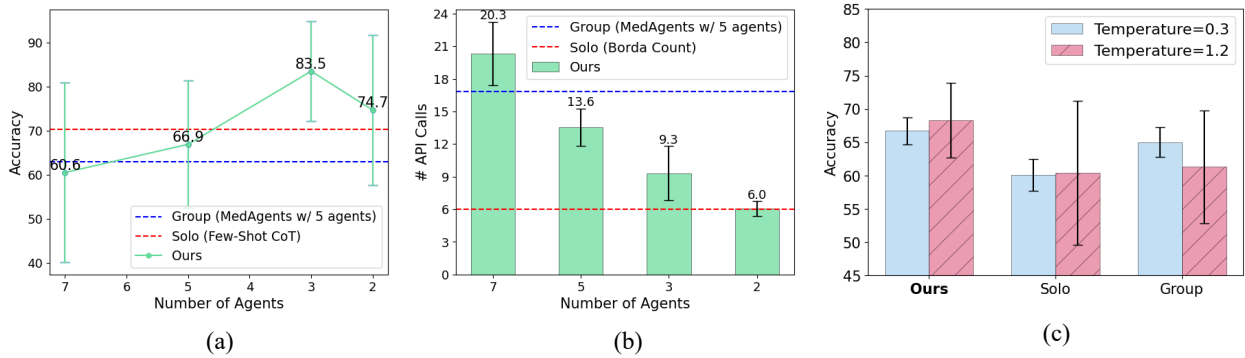


Figure 2: Impact of the number of agents on (a) Accuracy, (b) Number of API Calls on medical benchmarks with GPT-4 (V) and (c) Performance of three different settings under low ($T=0.3$) and high ($T=1.2$) temperatures on medical benchmarks. Our Adaptive setting shows better robustness to different temperatures and even takes advantage of higher temperatures.

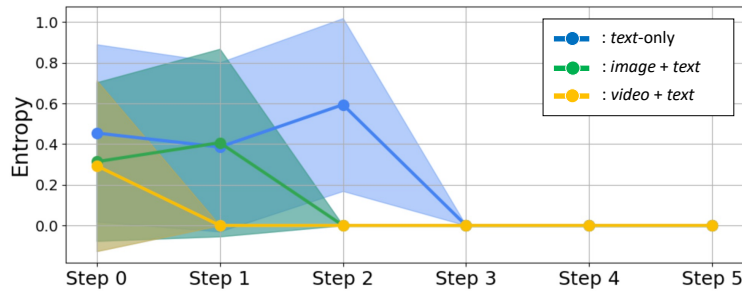


Figure 3: An illustration of consensus entropy in group collaboration process of MDAgents (w/ Gemini-Pro (Vision), $N=30$ for each dataset) on medical benchmarks with different modality inputs.

- High Complexity (Figure 6):** MDAgents coordinates several specialized teams (ICT) across disciplines (e.g., neurology, pulmonology, psychology) to tackle a multisystem case of muscle fatigue and vision problems, emphasizing interdisciplinary collaboration.

Currently, this demo is powered by pre-collected LLM responses, illustrating how MDAgents works in different scenarios. For users interested in real-time usage, demos can be executed by following the instructions at <https://github.com/mitmedialab/MDAgents>.

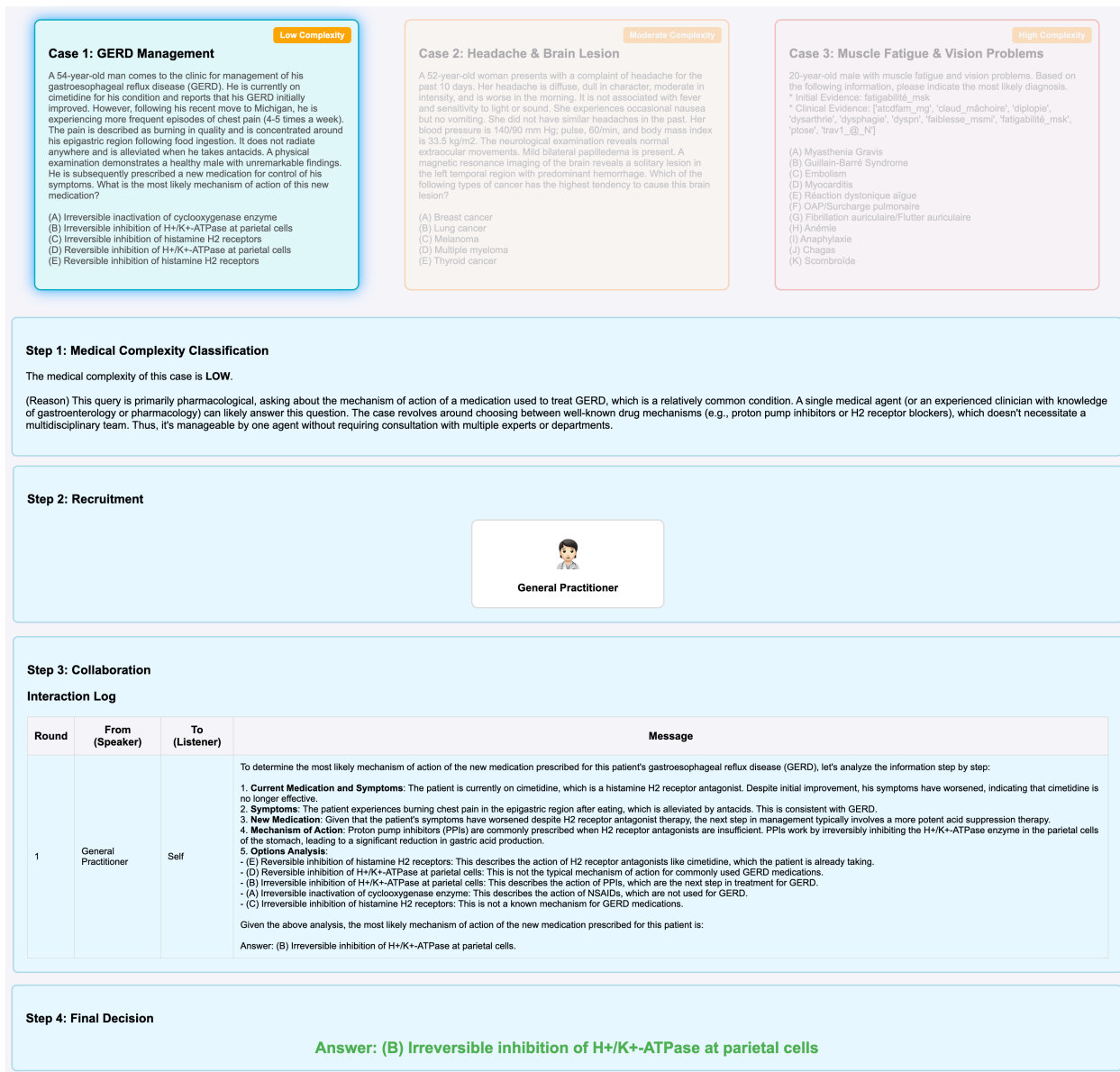


Figure 4: In a *low*-complexity case (GERD management), the MDAgents framework assigns a single general practitioner agent to handle a straightforward pharmacological query independently.

Low Complexity

Case 1: GERD Management

A 54-year-old man comes to the clinic for management of his gastroesophageal reflux disease (GERD). He is currently on cimetidine for his condition and reports that his GERD initially improved. However, following his recent move to Michigan, he is experiencing more frequent episodes of chest pain (4-5 times a week). The pain is described as burning in quality and is concentrated around his epigastric region following food ingestion. It does not radiate anywhere and is alleviated when he takes antacids. A physical examination demonstrates a healthy male with unremarkable findings. He is subsequently prescribed a new medication for control of his symptoms. What is the most likely mechanism of action of this new medication?

(A) Irreversible inactivation of cyclooxygenase enzyme
 (B) Irreversible inhibition of H⁺/K⁺-ATPase at parietal cells
 (C) Irreversible inhibition of histamine H2 receptors
 (D) Reversible inhibition of H⁺/K⁺-ATPase at parietal cells
 (E) Reversible inhibition of histamine H2 receptors

Moderate Complexity

Case 2: Headache & Brain Lesion

A 52-year-old woman presents with a complaint of headache for the past 10 days. Her headache is diffuse, dull in character, moderate in intensity, and is worse in the morning. It is not associated with fever and sensitivity to light or sound. She experiences occasional nausea but no vomiting. She did not have similar headaches in the past. Her blood pressure is 140/90 mm Hg, pulse, 60/min, and body mass index is 33.5 kg/m². The neurological examination reveals normal extraocular movements. Mild bilateral papilledema is present. A magnetic resonance imaging of the brain reveals a solitary lesion in the left temporal region with predominant hemorrhage. Which of the following types of cancer has the highest tendency to cause this brain lesion?

(A) Breast cancer
 (B) Lung cancer
 (C) Melanoma
 (D) Multiple myeloma
 (E) Thyroid cancer

High Complexity

Case 3: Muscle Fatigue & Vision Problems

20-year-old male with muscle fatigue and vision problems. Based on the following information, please indicate the most likely diagnosis.
 * Initial Evidence: 'fatigabilité_msk'
 * Clinical Evidence: ['atodfam_mg', 'claud_mâchoire', 'diplopie', 'dysarthrie', 'dysphagie', 'dyspn', 'faiblesse_msm', 'fatigabilité_msk', 'plose', 'trav1 @_N']


(A) Myasthenia Gravis
 (B) Guillain-Barré Syndrome
 (C) Embolism
 (D) Myocarditis
 (E) Réaction dystonique aigue
 (F) OAP/Surcharge pulmonaire
 (G) Fibrillation auriculaire/Flutter auriculaire
 (H) Anémie
 (I) Anaphylaxie
 (J) Chagas
 (K) Scombroïde

Step 1: Medical Complexity Classification


The medical complexity of this case is **MODERATE**.

(Reason) This case involves a complex clinical scenario that includes neurological symptoms (headache and papilledema) along with the discovery of a brain lesion with hemorrhage on imaging. Identifying the type of cancer most likely to cause brain metastasis requires expertise in both oncology and neurology, as the correct interpretation hinges on an understanding of cancer metastasis patterns and how they can manifest in the brain. While a single specialist might provide an answer, it is more appropriate for a team of medical experts, such as oncologists and neurologists, to discuss and reach a final decision due to the potential need for a thorough differential diagnosis, cancer history, and treatment implications.


Step 2: Recruitment



Neurologist



Oncologist



Radiologist

Step 3: Collaboration

Interaction Log

Round	From (Speaker)	To (Listener)	Message
1	Neurologist	Neurologist	A 52-year-old woman with morning headaches and papilledema—signs of increased intracranial pressure. MRI shows a solitary hemorrhagic lesion.
1	Radiologist	Oncologist	Oncologist: Considering the hemorrhagic nature of the lesion, which cancers are most likely to cause this?
1	Oncologist	Neurologist, Radiologist	Melanoma is notorious for causing hemorrhagic brain metastases. What are your thoughts on this, Neurologist?
2	Neurologist	Radiologist	Could imaging characteristics help differentiate between metastases from different cancers?
2	Radiologist	Neurologist	Hemorrhagic lesions are common with melanoma, renal cell carcinoma, and choriocarcinoma. Among our options, melanoma fits best.
2	Oncologist	Oncologist	Breast and lung cancers do metastasize to the brain but are less likely to cause hemorrhagic lesions. Multiple myeloma rarely does so.

Step 4: Final Decision

Melanoma is highly vascular and prone to hemorrhage, making it the most likely cause of a hemorrhagic brain lesion. Based on the patient's symptoms and imaging findings, melanoma is the most likely cancer to cause a solitary hemorrhagic brain lesion among the options provided.

Answer: (C) Melanoma

Figure 5: In a *moderate*-complexity case (Headache & Brain Lesion), the framework recruits multiple agents (MDT)—a neurologist, oncologist, and radiologist—for collaborative reasoning to diagnose the likely cause of a brain lesion, requiring specialized input.

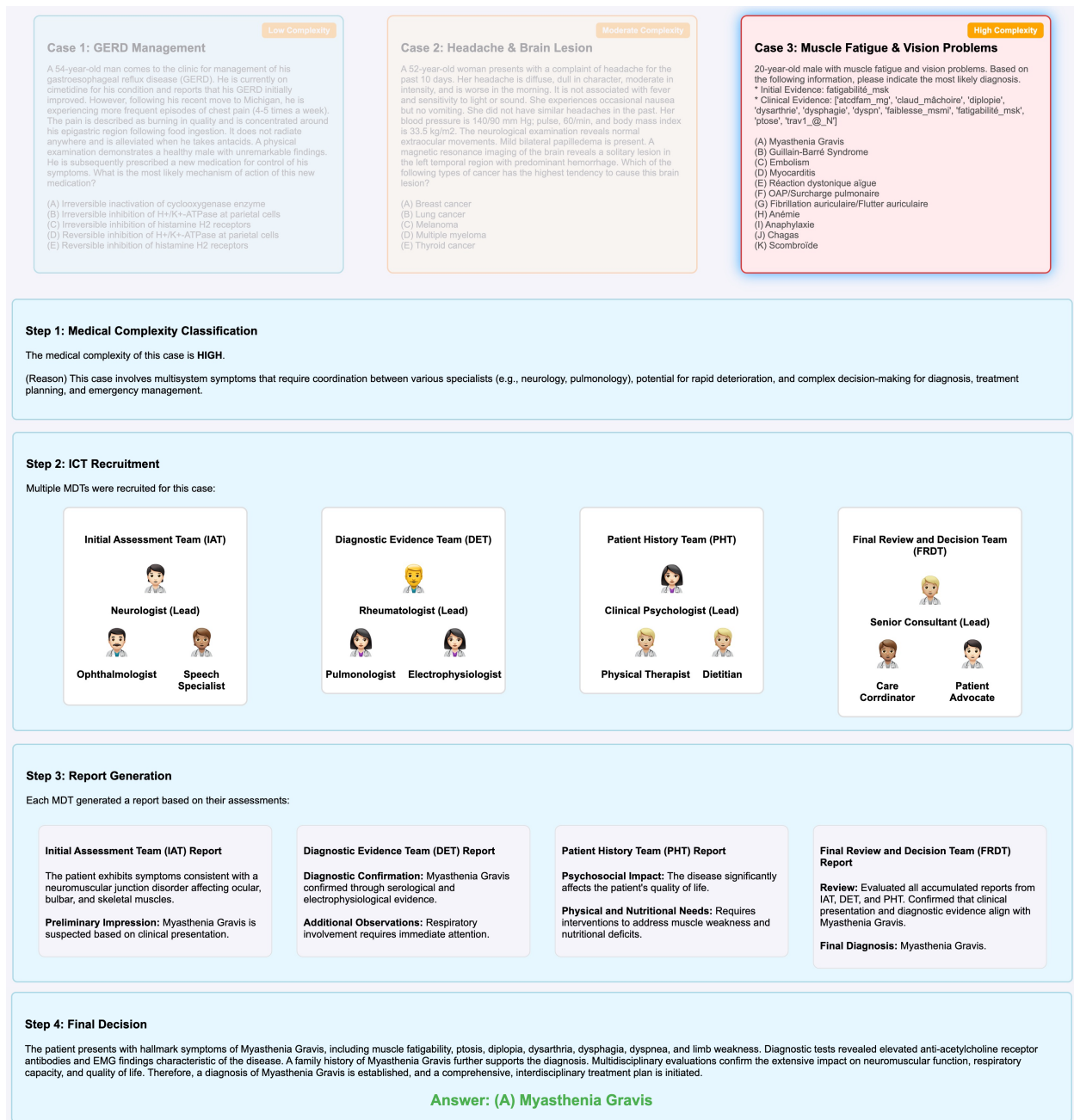


Figure 6: In a *high*-complexity case (Muscle Fatigue & Vision Problems), MDAgents coordinates multiple MDTs (i.e. ICT) across disciplines (e.g., neurology, pulmonology, psychology) to address complex, multisystem symptoms, reflecting a comprehensive interdisciplinary approach.