

Asynchronous Jump Testing and Estimation in High Dimensions Under Complex Temporal Dynamics

Weichi Wu

Department of Statistics and Data Science, Tsinghua University

David Veitch

Department of Statistical Sciences, University of Toronto

Data Sciences Institute, University of Toronto

Zhou Zhou

Department of Statistical Sciences, University of Toronto

Abstract

Most high dimensional changepoint detection methods assume the error process is stationary and changepoints occur synchronously across dimensions. The violation of these assumptions, which in applied settings is increasingly likely as the dimensionality of the time series being analyzed grows, can dramatically curtail the sensitivity or the accuracy of these methods. We propose AJDN (Asynchronous Jump Detection under Nonstationary noise). AJDN is a high dimensional multiscale jump detection method that tests and estimates jumps in an otherwise smoothly varying mean function for high dimensional time series with nonstationary noise where the jumps across dimensions may not occur at the same time. AJDN is correct in the sense that it detects the correct number of jumps with a prescribed probability asymptotically and its accuracy in estimating the locations of the jumps is asymptotically nearly optimal under the asynchronous jump assumption. Through a simulation study we demonstrate AJDN's robustness across a wide variety of stationary and nonstationary high dimensional time series, and we show its strong performance relative to some existing high dimensional changepoint detection methods. We apply AJDN to a seismic time series to demonstrate its ability to accurately detect jumps in real-world high dimensional time series with complex temporal dynamics.

Keywords: asynchronous jump detection, nonstationary time series, multiscale methods, multiplier bootstrap

1 Introduction

In applied settings it is often of great interest at what times, and in what dimension, a high dimensional time series experiences an abrupt change in its mean (i.e. a jump). For example, identifying the times and dimensions jumps occur for a group of individual stocks will help illustrate which macroeconomic or idiosyncratic events are of particular importance for the market values of these companies. In high dimensional time series there are two complications which makes the task of identifying these jumps particularly challenging. First, it is often the case for high dimensional time series in applied settings that the *noise process in at least one dimension exhibits nonstationary behaviour*. These types of complex temporal dynamics have been observed in the physical sciences in areas such as climatology (see the summary provided in **zhou2013heteroscedasticity**) and seismology (**10.1785/BSSA0590031163**; **muscolino2021generation**), as well as in domains of economics and finance (**hardy2001regime**; **li2019time**), among many others. Second, it is often the case that *jumps occur asynchronously across dimensions*, even when the underlying source of the jumps is shared. For example, when earthquakes occur they are felt first near the epicentre, and as the seismic waves propagate away from the epicentre are felt at later times in more distant locations. Figure 1 shows this phenomena during the 2023 Turkey-Syria earthquake, where the epicentre occurred in south central Turkey. Seismic monitors pick up the the second major earthquake at 10:25:40 in the municipality of Yunak, Konya located in central Turkey, and 70 seconds later in the town of Enez, Edirne which is in northwestern Turkey. Furthermore, we detect nonconstant first-order autocorrelation at both stations, suggesting a nonstationary error process which complicates change/jump detection for such seismic signal.

To date, high dimensional jump detection methods have largely ignored these two critical issues, leading to possible reduced sensitivity or unreliable false positive control in applied settings. The purpose of this article is to perform high dimensional jump estimation and testing which are robust

in the presence of nonstationary noise with both temporal and cross-sectional dependence, and possibly asynchronous jumps. Our main statistical methodology is based on taking the maximum of a series of local test statistics at multiple scales and utilizing a simple multiplier bootstrap scheme to approximate its asymptotic behavior.

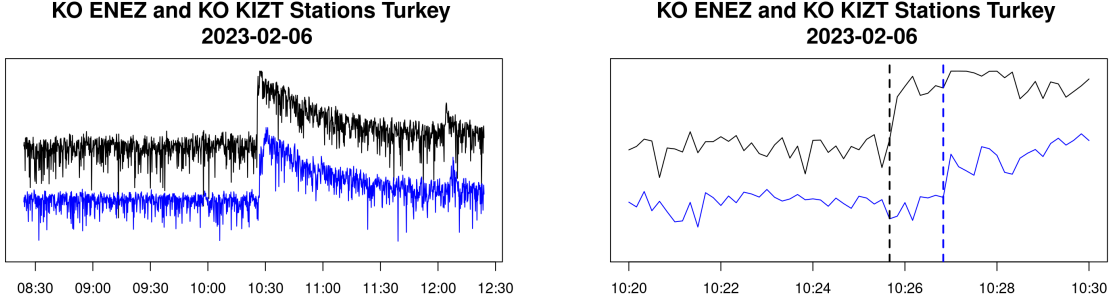


Figure 1: *Data from the KIZT (Yunak, Konya, Turkey) and ENEZ (Enez, Edirne, Turkey) seismic monitors during the 2023 Turkey-Syria earthquake. The graph on the left shows both sensors detect the earthquake at approximately the same time, and the graph on the right shows that in fact the ENEZ station (blue) detects the earthquake slightly later relative to the KIZT station (black), due to the fact the KIZT station is closer to the earthquake's epicentre. The two asynchronous jumps which are identified for this earthquake by AJDN shown by vertical lines. We detect nonconstant first-order autocorrelation at both stations, suggesting a nonstationary error process.*

1.1 Detecting jumps with AJDN

Assume that a p -dimensional time series $\{\mathbf{Y}_i\}_{i=1}^n = \{(y_{1,i}, \dots, y_{p,i})^\top\}_{i=1}^n$ follows the model

$$\mathbf{Y}_i = \boldsymbol{\beta}(i/n) + \boldsymbol{\epsilon}_i, \quad (1)$$

where $\boldsymbol{\beta}(t) = (\beta_1(t), \dots, \beta_p(t))^\top$ is a p -dimensional piecewise smooth mean function where each $\beta_r(t)$ may or may not experience jumps, and $\boldsymbol{\epsilon}_i$ is a p -dimensional centred non-stationary error process which can evolve both smoothly and abruptly throughout time. Further details on the mean function and the non-stationary error process can be found in Sections 6.1 and 6.2, respectively.

AJDN applies $W(\cdot)$, an optimal jump-pass filter (**wu2019multiscale**), at various times t and scales s to each individual dimension r of the high dimensional time series

$$H(t, s, r) = \frac{1}{\sqrt{ns}} \sum_{j=1}^n y_{r,j} W\left(\frac{j/n - t}{s}\right) \quad (2)$$

$$G_{\max}(\mathbf{T}) = \sup_{\substack{1 \leq r \leq p \\ \underline{s}_r \leq s \leq \bar{s}_r \\ t \in T_r}} G(t, s, r) = \sup_{\substack{1 \leq r \leq p \\ \underline{s}_r \leq s \leq \bar{s}_r \\ t \in T_r}} \frac{|H(t, s, r)|}{\sqrt{\hat{\sigma}_{r,t}^2}}. \quad (3)$$

Further information on AJDN's test statistic, including the variance adjustment factor $\hat{\sigma}_{r,t}^2$, can be found in Section 2. Notably, AJDN does not pool evidence that a jump occurs at a specific time across dimensions. After $H(t, s, r)$ is calculated for all times, scales, and dimensions, a maximum over all normalized values of these statistics is taken as $G_{\max}(\mathbf{T})$, and the critical value of $G_{\max}(\mathbf{T})$ at a desired significance level is estimated via a high-dimensional block multiplier bootstrap scheme.

Our methodology is able to address the two aforementioned problems frequently encountered in high dimensional jump detection raised at the beginning of the paper. First, our simple multiplier bootstrap scheme is able to mimic the covariance structure of the high dimensional vector of $H(t, s, r)$ test statistics, enabling us to estimate critical values of the maximum of this vector of test statistics even in the presence of nonstationary errors. Second, the construction of AJDN's test statistic and algorithm for detecting multiple jumps does not pool evidence across dimensions and makes no assumption on the minimum spacing between jumps in different dimensions which allows AJDN to detect jumps that occur either synchronously or asynchronously across multiple dimensions. As well, an additional benefit of our test is its multiscale nature frees users from making a consequential decision of what scale is optimal for jump detection which can be sensitive to the mean's evolution between jumps. In the high dimensional setting this is a particularly pertinent issue as the form of the trend function can vary substantially between dimensions.

We see in the theoretical results of Section 3 that our proposed test, which uses a specially designed sparse sequence of scales to approximate the statistic in (3), can consistently detect mul-

multiple jumps with a controlled Type I error rate under both smoothly and abruptly time-varying temporal dynamics. Our results are built on new high dimensional Gaussian approximation results on hyperrectangles. Compared with the seminal work in **chernozhukov2017central**, our results further allow complex temporal dependence between the high dimensional vectors, as well as different sparsities in different dimensions of these vectors, which is the key to mimicking the asymptotic behavior of the multiscale nonparametric statistics to achieve a consistent test of jumps with asymptotic correct size, admitting diverging number of jump points. The new Gaussian approximation theory is of separate interest and can serve as a general tool for the analysis of high dimensional and nonstationary time series. A second stage high dimensional local CUSUM procedure further improves the accuracy of the localization of jumps to an asymptotically nearly optimal rate under the asynchronous jump assumption. These theoretical results are backed up by extensive simulation studies in Section 4 which demonstrate this consistency and controlled Type I error rate, as well as the good power and estimation accuracy across a wide variety of stationary and nonstationary error processes. As well, we observe that AJDN has comparable performance to other existing methods in the stationary noise and synchronous jumps setting, while remaining robust for simulated data with nonstationary errors and/or asynchronous jumps as well as real data, where other methods appear to suffer.

1.2 Literature Review

First, it is necessary to clarify where our *jump detection* method fits relative to the broader field of *changepoint detection* within statistics. Changepoint detection can refer to detecting any sort of distributional change in a time series, with the most widely studied problem being testing for the presence of a change in a piecewise constant mean function (**ae2013structural**; **truong2020selective**). Jump detection in this paper on the other hand refers to detecting a change in an otherwise *piecewise smooth* mean function. **wu2019multiscale** provides a literature review of jump detection methods in the univariate case. In the high dimensional set-

ting, most works consider the case of a piecewise constant mean function. Exceptions include **bardwell2019most** which examined detecting changes in a piecewise linear trend, and **chen2021inference** which considered detecting high dimensional jumps with stationary noise. **bai2022unified** investigated changepoint detection in a high dimensional regression setting, which, if the explanatory variables were related to a time trend, can be seen as high dimensional jump detection.

As the amount and variety of data being collected across disciplines grow, the importance of high dimensional changepoint detection methods is increasingly pronounced, with recent literature reviews including **liu2022high**. However, most methods proposed to date are not robust to error processes with complex temporal dynamics. A number of high dimensional changepoint detection methods have been proposed under the assumption of increasingly complex errors, such as i.i.d normal errors (**enikeeva2019**; **grundy2020high**), i.i.d. errors (**2022wangvolgushev**; **zhang2022adaptive**; **yu2022robust**), and stationary errors (**jirak2015uniform**; **2018dette**; **wangsamworth2018**; **bhattacharjee2019change**; **chen2021inference**; **li2022ell**), however we are unaware of any work in the high dimensional setting which relaxes the assumption further and allows for nonstationary errors.

The next issue which has been inadequately addressed by current methods is that of asynchronous jumps, specifically the situation where different dimensions experience jumps at slightly different times. This scenario often violates the theoretical assumptions of many high dimensional changepoint methods capable of detecting multiple changepoints, namely assumptions about minimum spacing between jumps. This limitation is reflected in methods where a multiple changepoint detection algorithm either does not attempt to detect changepoints at times close to a previously detected changepoint or stops if the start and end points of the segment being tested are too small. One related work we mention is **karmakar2020testing** which discussed a statistical test for the synchronization of a changepoint in multiple time series. AJDN assumes a minimum spacing between jumps in the same dimension. However, it differentiates itself from previous works in that

jumps in different dimensions may occur arbitrarily close to one another.

The rest of this paper is organized as follows. Section 2 provides an overview of the two-stage procedure AJDN uses to detect jumps. Section 3 details the theoretical results related to AJDN's test statistic, and corresponding bootstrap. In Section 4 we present a simulation study demonstrating AJDN's strong power and Type I error control relative to other competing methods. In Section 5 we use AJDN to analyze a real dataset from the 2023 Turkey-Syria earthquake. Section 6 describes the assumptions placed upon both the mean and error processes, as well as the nonlinear filters and scales used by AJDN. Details of tuning parameter selection, further numerical experiments, and the proofs of all theoretical results are relegated to the online supplementary.

2 Methodology Overview

2.1 First Stage Jump Detection

Given a p -dimensional time series $\{\mathbf{Y}_i\}_{i=1}^n = \{(y_{1,i}, \dots, y_{p,i})^\top\}_{i=1}^n$ where \mathbf{Y}_i follows model (1), the goal of AJDN is to detect the times and dimensions where the piecewise smooth trend experiences a jump. Recall from (3) that the test statistic of AJDN is a multiscale test statistic. Denote $\underline{s}_r, \bar{s}_r$ as the minimum and maximum scales used in each dimension r (the scales used do not have to be the same for every dimension), and correspondingly $\bar{s}_{\max} = \max_r \bar{s}_r$, $\bar{s}_{\min} = \min_r \bar{s}_r$. Section 6.4 discusses the selection of scales from a theoretical perspective. Appendix A discusses practical issues around selecting the maximum and minimum scales to use. Once $\underline{s}_r, \bar{s}_r$ are selected for $r = 1, \dots, p$, a sparse sequence of scales $\underline{s}_r = s_{r,1} \leq s_{r,2} \leq \dots \leq s_{r,\delta_n} = \bar{s}_r$ (without loss of generality we always assume $\underline{s}_r < \bar{s}_r$ in this paper) are calculated and used in AJDN

$$s_{r,i} = 2^{g_{r,i}} \tag{4}$$

$$g_{r,i} = \log_2 \underline{s}_r + (i-1) \frac{\log_2 \bar{s}_r - \log_2 \underline{s}_r}{\delta_n - 1}, \quad 1 \leq i \leq \delta_n \tag{5}$$

$$\delta_n = C(\log n)^{1+\epsilon} \log^{5/2}(pn), \quad \epsilon > 1/2. \tag{6}$$

In practice, we suggest $\epsilon = .51$ and determine C by the available computational resources. It will be shown in Section 3.1 that the sparsified statistic is asymptotically equivalent to its continuous version (3). AJDN's test statistic using this sparse sequence of scales and discrete times is

$$G_{\max}^{\delta_n}(\mathbf{T}) = \sup_{\substack{1 \leq r \leq p \\ 1 \leq j \leq \delta_n \\ t_i \in T_r}} G(t_i, s_{r,j}, r) = \sup_{\substack{1 \leq r \leq p \\ 1 \leq j \leq \delta_n \\ t_i \in T_r}} \frac{|H(t_i, s_{r,j}, r)|}{\sqrt{\hat{\sigma}_{r,t}^2}}. \quad (7)$$

In the above, \mathbf{T} is the set of all times, in all dimensions that a changepoint could be detected, specifically $\mathbf{T} = (T_1, \dots, T_p)^\top$, $T_r = (\bar{s}_r, 1 - \bar{s}_r]$ and $t_i = i/n$ for $i = 1, \dots, n$. Recall from (2) that AJDN involves a nonlinear filter $W(\cdot)$ which filters out noises and smooth changes in the mean and keeps the jumps; See Section 6.3 for detailed assumptions on $W(\cdot)$. In this article we adopt the optimal jump-pass filter proposed in **wu2019multiscale**

$$W(x) = \left(-1294.2222x^6 + 4246.6667|x|^5 - 5320x^4 + 3188.8889|x|^3 - 933.3333x^2 + 112|x| \right) \text{sign}(x) \quad (8)$$

which can be seen in Figure 2.

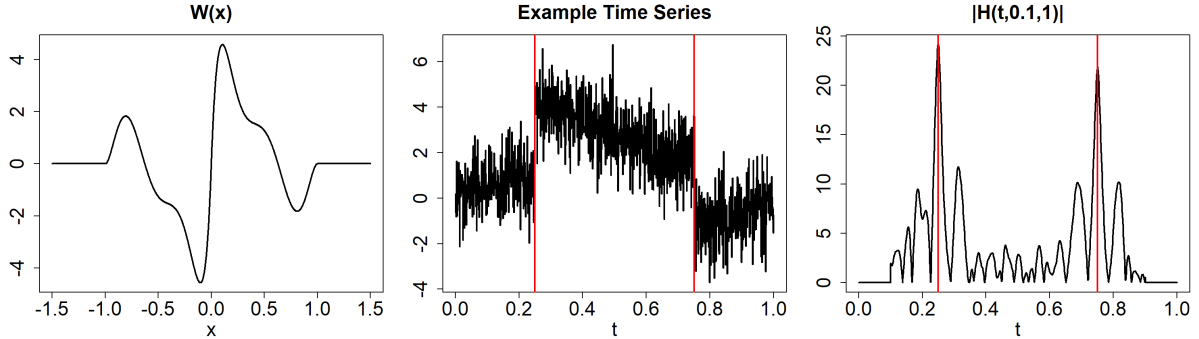


Figure 2: *Application of optimal jump pass filter $W(x)$ to an example univariate time series with a piecewise smooth mean function, with the two jumps denoted by red lines. For a single scale $s = 0.1$ we can see $|H(t, 0.1, 1)|$ is maximized at the jump points.*

AJDN's test statistic takes a maximum over a large number of local (in time and dimension) tests for the presence of a jump. An example is provided in Figure 2 showing that the absolute value

of $H(t, s, r)$ will be large, and locally maximized at t when t coincides with a jump in dimension r . We can also see that there is some “leakage” in that $H(t, s, r)$ can also take large values close to, but not exactly located at, a jump. However, given the max-type nature of our test statistic, and our algorithm for detecting multiple jumps, these large values are of little concern as conditional on the jump being detected they will be ultimately ignored by AJDN.

For purposes of comparability across time and dimensions (there is no assumption that variance is homogenous cross-sectionally) $H(t, s, r)$ is normalized by a local estimate of the standard deviation of the time series in dimension r at time t , using observations where $i/n \in [t - \bar{s}_r, t - \underline{s}_r] \cup [t + \underline{s}_r, t + \bar{s}_r]$:

$$\begin{aligned}\hat{\sigma}_{r,t}^2 &:= \frac{1}{|K_{r,\text{left}}(t)| + |K_{r,\text{right}}(t)|} \left(\sum_{i \in K_{r,\text{left}}(t)} (y_{r,i} - \bar{y}_{r,\text{left}}(t))^2 + \sum_{i \in K_{r,\text{right}}(t)} (y_{r,i} - \bar{y}_{r,\text{right}}(t))^2 \right), \\ \bar{y}_{r,\text{left}}(t) &= \frac{1}{|K_{r,\text{left}}(t)|} \sum_{i \in K_{r,\text{left}}(t)} y_{r,i}, \quad \bar{y}_{r,\text{right}}(t) = \frac{1}{|K_{r,\text{right}}(t)|} \sum_{i \in K_{r,\text{right}}(t)} y_{r,i}, \\ K_{r,\text{left}}(t) &= \{i \mid i/n \in [t - \bar{s}_r, t - \underline{s}_r]\}, \quad K_{r,\text{right}}(t) = \{i \mid i/n \in [t + \underline{s}_r, t + \bar{s}_r]\}, \\ |K_{r,\cdot}(t)| &= \text{Cardinality of } K_{r,\cdot}(t).\end{aligned}$$

Given the distribution of AJDN’s test statistic $G_{\max}^{\delta_n}(\mathbf{T})$ could be very complicated and unlikely to be known, especially for a non-stationary noise sequence, a high dimensional block multiplier bootstrap procedure is used to estimate the $(1 - \alpha)$ quantile of $G_{\max}^{\delta_n}(\mathbf{T})$. Specifically, for a given block size parameter $s' \leq \min_{1 \leq r \leq p} \underline{s}_r$,

$$\Upsilon_i = \frac{1}{\sqrt{2ns'}} \left(\sum_{j \in [i-s'n, i)} \mathbf{Y}_j - \sum_{j \in [i, i+s'n)} \mathbf{Y}_j \right) \quad (9)$$

$$= (\Upsilon_{1,i}, \dots, \Upsilon_{p,i})^\top \quad (10)$$

$$\hat{G}_{\max}^{(\ell)}(\mathbf{T}) = \max_{\substack{1 \leq r \leq p \\ 1 \leq j \leq \delta_n \\ t_i \in T_r}} \frac{|\hat{H}^{(\ell)}(t_i, s_{r,j}, r)|}{\sqrt{\hat{\sigma}_{r,t}^2}} = \max_{\substack{1 \leq r \leq p \\ 1 \leq j \leq \delta_n \\ t_i \in T_r}} \frac{\left| \frac{1}{\sqrt{ns_{r,j}}} \sum_{k=1}^n W\left(\frac{k/n - t_i}{s_{r,j}}\right) \Upsilon_{r,k} Z_k^{(\ell)} \right|}{\sqrt{\hat{\sigma}_{r,t}^2}} \quad (11)$$

$$\text{crit}_{1-\alpha}(\mathbf{T}) = \text{Quantile}(\{\hat{G}_{\max}^{(\ell)}(\mathbf{T})\}_{\ell=1}^{K_0}, 1 - \alpha) \quad (12)$$

where for each $\ell \in 1, \dots, K_0$ the $\{Z_j^{(\ell)}\}_{j=1}^n$ are iid standard normal random variables. In (11), $\hat{G}_{\max}^{(\ell)}(\mathbf{T})$ is our multiplier bootstrap statistic for the ℓ 'th bootstrap repetition. The bandwidth parameter s' controls the size of the block bootstrap, and the selection of an appropriate s' is discussed in Appendix A.2. This bootstrap is simple to implement and can be run in parallel to improve the speed of computation. We see in Section 3.3 that this bootstrap is able to approximate the distribution of (7) asymptotically, enabling the calculation of a critical value at a prescribed level $\alpha \in (0, 1)$ in (12). The null hypothesis of no jump is then rejected if $G_{\max}^{\delta_n}(\mathbf{T}) \geq \text{crit}_{1-\alpha}(\mathbf{T})$. There are multiple reasons why AJDN's simple bootstrap statistic is able to mimic the complicated distribution of its test statistic. First, since the vectors of test and bootstrap statistics $H(t, s, r)$ and $\hat{H}^{(\ell)}(t, s, r)$ are weighted averages, for large n it could be expected their behaviour will be approximately Gaussian, and hence be fully characterized by their mean and covariance. Under the null of no jumps the expected values of $H(t, s, r)$ and $\hat{H}^{(\ell)}(t, s, r)$ will be approximately 0. On the other hand, the construction of $\mathbf{\Upsilon}_i$ leads the conditional variance of $\hat{H}^{(\ell)}(t, s, r)$ to be approximately the local long-run variance in dimension r at time t and the conditional covariance between the test statistics of different dimensions $\hat{H}^{(\ell)}(t, s, r_1), \hat{H}^{(\ell)}(t, s, r_2)$ to be approximately the local long-run cross-covariance between these dimensions, mimicking the covariance structure of the test statistics $H(\cdot)$ across time and dimensions (see Section A.2 for a further discussion).

Detecting multiple jumps involves an iterative algorithm where after detecting a single jump at time \hat{t} in a single dimension \hat{r} with scale \hat{s} , AJDN searches for subsequent changepoints in all dimensions and times, while excluding a window in dimension \hat{r} of times around the already detected jump $[\hat{t} - (1 + c)\bar{s}_{\hat{r}}, \hat{t} + (1 + c)\bar{s}_{\hat{r}}]$, where we set $c = 0.01$. This algorithm continues searching in each dimension, at times not close to previously detected jumps in that dimension, until no more jumps are identified. An overview of this algorithm is described in Algorithm 1. Note that for $a = 1$, the multiplier bootstrap described in (9) to (12) is used to calculate $\text{crit}_{1-\alpha}(\mathbf{T}^{(a)})$, and the statistics $\frac{|\hat{H}^{(\ell)}(t_i, s_{r,j}, r)|}{\sqrt{\hat{\sigma}_{r,t}^2}}$ for which a maximum is taken over to calculate $\hat{G}_{\max}^{(\ell)}(\mathbf{T}^{(a)})$ are stored in

memory. Then for $a > 1$, $\text{crit}_{1-\alpha}(\mathbf{T}^{(a)})$ can be efficiently calculated is by ignoring the $\frac{|\hat{H}^{(\ell)}(t_i, s_{r,j}, r)|}{\sqrt{\hat{\sigma}_{r,t}^2}}$ statistics in a neighbourhood around the previously detected jump, and utilizing the remaining statistics to calculate $\text{crit}_{1-\alpha}(\mathbf{T}^{(a)})$.

Algorithm 1: AJDN - First Stage

Output: J , the set of jump points;

Initialization: $J \leftarrow \emptyset$, $a = 1$, $\mathbf{T}^{(a)} = \mathbf{T}$;

while $G_{\max}^{\delta_n}(\mathbf{T}^{(a)}) \geq \text{crit}_{1-\alpha}(\mathbf{T}^{(a)})$ **do**

$\{\hat{t}, \hat{s}, \hat{r}\} \leftarrow \text{argmax}_{1 \leq r \leq p, 1 \leq j \leq \delta_n, t_i \in T_r} G(t_i, s_{r,j}, r);$

$J = J \cup \{\hat{t}, \hat{s}, \hat{r}\};$

for $r \neq \hat{r}$ **do**

$T_r^{(a+1)} = T_r^{(a)}$

end

$T_{\hat{r}}^{(a+1)} = T_{\hat{r}}^{(a)} \setminus [\hat{t} - (1+c)\bar{s}_r, \hat{t} + (1+c)\bar{s}_r];$

$a = a + 1$

end

This algorithm yields a list (which is empty in the case of no jumps) J , where for the j -th jump the list includes the estimated time of change \hat{t}_j the dimension \hat{r}_j , and the scale that the jump was detected with \hat{s}_j .

2.2 Second Stage Refinement

Once jumps have been detected a second stage procedure is implemented to improve the estimation of the locations \hat{t}_j for all j . Second stage refinement in jump detection has been shown to be optimal in the one dimensional case. For instance, **muller1992change** and **gao2008nonparametric** derived the optimality of the two-stage method assuming the number of jumps is known and is bounded. **wu2019multiscale** further generalize **muller1992change** and **gao2008nonparametric**

under complex temporal dynamics, showing that the second stage refinement is optimal when the number of jumps is unknown and diverging.

For high dimensional time series in this paper, the second stage refinement utilizes local CUSUM statistics around the estimated jumps. For each jump j in dimension r with estimated location $\hat{d}_{r,j}$ let

$$S_{r,I} = \sum_{i \in \lambda(I)} y_{r,i}, \quad \lambda(I) = \{i \mid i/n \in I\}, \quad |\lambda(I)| = \text{Cardinality of } \lambda(I) \quad (13)$$

and for some $z_n > 0$, and $\tilde{\alpha} > -1$ (we set $\tilde{\alpha} = -0.5$ and $z_n = \underline{s}_{\min}/2$, where $\underline{s}_{\min} = \min_{1 \leq r \leq p} \underline{s}_r$),

$$l_{r,j} = \hat{d}_{r,j} - (2 + \tilde{\alpha})z_n, \quad u_{r,j} = \hat{d}_{r,j} + (2 + \tilde{\alpha})z_n, \quad \tilde{l}_{r,j} = \hat{d}_{r,j} - z_n, \quad \tilde{u}_{r,j} = \hat{d}_{r,j} + z_n. \quad (14)$$

Then the local CUSUM stat $V_j(t)$, and the refined jump estimate $\tilde{d}_{r,v}$ is

$$V_{r,j}(t) = S_{r,[l_{r,j}, t]} - \frac{|\lambda([l_{r,j}, t])|}{|\lambda([l_{r,j}, u_{r,j}])|} S_{r,[l_{r,j}, u_{r,j}]} \quad \tilde{d}_{r,j} = \operatorname{argmax}_{t \in [\tilde{l}_{r,j}, \tilde{u}_{r,j}]} |V_{r,j}(t)|. \quad (15)$$

Here the CUSUM statistics are calculated using the wide window $[l_{r,j}, u_{r,j}]$ around $\hat{d}_{r,j}$, and then the maximum is taken within a narrower window $[\tilde{l}_{r,j}, \tilde{u}_{r,j}]$ around $\hat{d}_{r,j}$. After the second stage refinement step we see in Section 3.5 that asymptotically the Type I error rate of AJDN is still controlled.

3 Asymptotic Results

We first present some notation. For two positive real sequences a_n and b_n , write $a_n \asymp b_n$ if there exist constants M_1 and M_2 , $0 < M_1 \leq M_2 < \infty$, such that $M_1 \leq \liminf a_n/b_n \leq \limsup a_n/b_n \leq M_2$, and $a_n \lesssim b_n$ if there exists a universal constant M such that $a_n \leq Mb_n$. Let C be a generic constant which varies from line to line and does not rely on time and dimension. Write $t_i = i/n$. For any vector $\mathbf{Z} = (z_1, \dots, z_p)^\top$ let $|\mathbf{Z}|_\infty = \max_{1 \leq i \leq p} |z_i|$, $|\mathbf{Z}| = (\sum_{i=1}^p z_i^2)^{\frac{1}{2}}$ be its Euclidean norm, and $|\mathbf{Z}|_e = (|z_1|, \dots, |z_p|)^\top$. For a random vector \mathbf{v} , denoted by $\|\mathbf{v}\|_q = (\mathbb{E}|\mathbf{v}|^q)^{\frac{1}{q}}$ for its \mathcal{L}^q norm, and we omit the subscript q when $q = 2$. In the theoretical results, without loss of generality, we

assume that $p \geq 9$ so $\log p > 2$, which will simplify the argument for using Burkholder inequality. For any p dimensional vector $\mathbf{v} = (v_1, \dots, v_p)^\top$ and any index set $A \in \{1, \dots, p\}$, let $\mathbf{v}[A]$ be the vector by deleting v_i from \mathbf{v} if $i \notin A$. For vectors $\mathbf{v}_1, \dots, \mathbf{v}_k$, let $\text{vec}(\mathbf{v}_1, \dots, \mathbf{v}_k)$ be the long vector $(\mathbf{v}_1^\top, \dots, \mathbf{v}_k^\top)^\top$ which stacks \mathbf{v}_i 's. Write $\mathcal{C}^k(I, C_{Lip})$ for the collection of continuous functions with k_{th} Lipschitz continuous derivatives on interval I with respect to the Lipschitz constant C_{Lip} . When indices discussed involve the jump points, by default we only consider those dimensions when jump points exist if no confusion is caused. For example, the notation $\max_{r,v} |\hat{d}_{r,v} - d_{r,v}|$ means the maximum deviation of the estimated locations of jump points, and the range of r in the maximum excludes k if $\beta_k(\cdot)$ is smooth. Let $\mathbf{1}(\cdot)$ be the indicator function.

3.1 Sparsification and discretization

Observe that

$$G(t, s, r) = |\tilde{H}(t, s, r) + \tilde{G}(t, s, r)| / \sqrt{\hat{\sigma}_{r,t}^2}, \quad (16)$$

where

$$\tilde{H}(t, s, r) = \frac{1}{\sqrt{ns}} \sum_{j=1}^n \epsilon_{r,j} W\left(\frac{j/n - t}{s}\right), \quad \tilde{G}(t, s, r) = \frac{1}{\sqrt{ns}} \sum_{j=1}^n \beta_r(j/n) W\left(\frac{j/n - t}{s}\right). \quad (17)$$

In Appendix F.1 we show that $\hat{\sigma}_{r,t}^2$ converging uniformly to $\mathbb{E}\hat{\sigma}_{r,t}^2$ on T_r . Moreover, $\mathbb{E}\hat{\sigma}_{r,t}^2$ is always bounded below and above by positive constants. These fact helps us to evaluate $\frac{\tilde{H}(t,s,r)}{\sqrt{\hat{\sigma}_{r,t}^2}}$.

Theorem 1 *Under conditions (M), (A) and (B) in Section 6, we have that there exists a constant C such that for any $x > 0$,*

$$\begin{aligned} & \mathbb{P} \left(\left| \sup_{\substack{1 \leq r \leq p \\ \underline{s}_r \leq s \leq \bar{s}_r \\ t \in I_r, I_r \in T_r}} \frac{|\tilde{H}(t, s, r)|}{\sqrt{\hat{\sigma}_{r,t}^2}} - \sup_{\substack{1 \leq r \leq p \\ 1 \leq j \leq \delta_n \\ t_i \in I_r, I_r \in T_r}} \frac{|\tilde{H}(t_i, s_{r,j}, r)|}{\sqrt{\hat{\sigma}_{r,t_i}^2}} \right| \geq x \right) \\ & \leq \left(\frac{C[\log^{5/2}(pn) + (\max_r \log(\bar{s}_r/\underline{s}_r) \vee 1) \log^{9/2}(pn)]}{xn\underline{s}_{min}} + \frac{C}{x \log^\epsilon n} + v_n \right)^{\log(pn)}, \end{aligned} \quad (18)$$

where I_r is any sub-interval of T_r , and v_n is a sequence satisfying that $v_n \rightarrow \infty$ as well as that $v_n(n\bar{s}_{\min})^{-1/2} \log^{7/2}(pn) = o(1)$. If $p = O(n^\iota)$ for some $\iota > 0$ then the upper bound can be simplified to $(C/(x \log^\epsilon n) + v_n)^{\log(pn)}$. Recall that $\underline{s}_{\min} = \min_{1 \leq r \leq p} \underline{s}_r$.

Theorem 1 shows that we can compute the maximum test statistic at discrete times and for the sparse sequence of scales (4). The discretized maximum test statistic will be close to $G_{\max}(\mathbf{T})$ for high dimensional time series when the dimension $p \asymp \exp(n^\iota)$ for some $\iota > 0$. Moreover, the discretization enables us to utilize the Gaussian approximation results developed in Appendix F.4 for sparse high dimensional nonstationary time series. Compared to the state-of-the-art Gaussian approximation results in **dette2021confidence**, the new Gaussian approximation results in this paper further admit dramatically different sparsities among different dimensions and are valid on hyperrectangles, both of which are essential for the multiscale inference in this paper.

3.2 Limiting behavior of the test statistics

Recall $\tilde{H}(t, s, r) = \frac{1}{\sqrt{ns}} \sum_{j=1}^n \epsilon_{r,j} W\left(\frac{j/n-t}{s}\right)$. Let $\check{\mathbf{y}}_1, \dots, \check{\mathbf{y}}_n$ be a sequence of centred p -dimensional Gaussian vectors with the same auto-covariance structure as the vectors $(\epsilon_i)_{1 \leq i \leq n}$, and $\check{\mathbf{y}}_i = (\check{y}_{r,i})_{1 \leq r \leq p}$. Let $\tilde{H}^y(t, s, r) = \frac{1}{\sqrt{ns}} \sum_{j=1}^n \check{y}_{r,j} W\left(\frac{j/n-t}{s}\right)$.

Theorem 2 Assume condition (A) in Section 6 for p dimensional time series $(\epsilon_i)_{1 \leq i \leq n}$ where $p = O(n^\iota)$ for some $\iota > 0$, and that $W(\cdot) \in \mathcal{W}(k)$ for some $k \geq 2$. Assume that $\delta_n = O(n^\iota)$ for some $\iota > 0$, and that there exist constant $\iota_1 > \iota_0$ such that $d_1 n^{-\iota_1} \leq \underline{s}_{\min} \leq \bar{s}_{\max} < d_0 n^{-\iota_0}$ for some small positive constant d_1 and large constant d_0 .

$$\begin{aligned} & \sup_{\substack{I_r \in T_{r,d}, 1 \leq r \leq p, \\ x \in \mathbb{R}}} \left| \mathbb{P}\left(\sup_{\substack{1 \leq r \leq p \\ \underline{s}_r \leq s \leq \bar{s}_r \\ t \in I_r}} \frac{|H(t, s, r)|}{\sqrt{\hat{\sigma}_{r,t}^2}} \leq x \right) - \mathbb{P}\left(\sup_{\substack{1 \leq r \leq p \\ 1 \leq j \leq \delta_n \\ t_i \in I_r}} \frac{|\tilde{H}^y(t_i, s_{r,j}, r)|}{\sqrt{\mathbb{E} \hat{\sigma}_{r,t_i}^2}} \leq x \right) \right| \\ &= O(\log^{-(\epsilon-1/2)\eta} n) \end{aligned} \tag{19}$$

for any $0 < \eta < 1$.

Theorem 2 shows that the distribution of $\sup_{\substack{1 \leq r \leq p \\ s_r \leq s \leq \bar{s}_r \\ t \in I_r}} \frac{|H(t, s, r)|}{\sqrt{\hat{\sigma}_{r,t}^2}}$ is well approximated by $\sup_{\substack{1 \leq r \leq p \\ 1 \leq j \leq \delta_n \\ t_i \in I_r}} \frac{|\tilde{H}^y(t_i, s_{r,j}, r)|}{\sqrt{\mathbb{E}\hat{\sigma}_{r,t_i}^2}}$, the maximum of $O(np\delta_n)$ absolute values of Gaussian random variables, or equivalently the maximum norm of a high dimensional Gaussian vector. Note that Theorem 1 indicates that $\sup_{\substack{1 \leq r \leq p \\ s_r \leq s \leq \bar{s}_r \\ t \in I_r}} \frac{|H(t, s, r)|}{\sqrt{\hat{\sigma}_{r,t}^2}}$ can be approximated by $\sup_{\substack{1 \leq r \leq p \\ 1 \leq j \leq \delta_n \\ t_i \in I_r, I_r \in T_r}} \frac{|\tilde{H}(t_i, s_{r,j}, r)|}{\hat{\sigma}_{r,t_i}^2}$, which can be further written as a normalized mean of high dimensional time series since every $\hat{\sigma}_{r,t_i}^2$ converges to a deterministic number and these numbers are bounded from below and above. We refer to Appendix F.1 for more details. Therefore Theorem 2 can be proved via the Gaussian approximation results of Appendix F.4. We stress that we control the difference of the distribution on all possible $I_r \in T_{r,d}$, which makes our results more general than approximating $G_{\max}(\mathbf{T})$ in (3) when no jumps are present. This is necessary for the further investigation of Algorithm 1. Notice that the rate $\log^{-(\epsilon-1/2)\eta} n$ can be improved if denser scales are used at a more expensive computational cost. However, the limiting distribution of $\sup_{\substack{1 \leq r \leq p \\ 1 \leq j \leq \delta_n \\ t_i \in I_r}} \frac{|\tilde{H}^y(t_i, s_{r,j}, r)|}{\sqrt{\mathbb{E}\hat{\sigma}_{r,t_i}^2}}$ is very difficult to evaluate. Therefore in the next Section, we shall evaluate this distribution via the bootstrap method which mimics the stochastic behavior of $\sup_{\substack{1 \leq r \leq p \\ 1 \leq j \leq \delta_n \\ t_i \in I_r}} \frac{|\tilde{H}^y(t_i, s_{r,j}, r)|}{\sqrt{\mathbb{E}\hat{\sigma}_{r,t_i}^2}}$.

3.3 Bootstrap

Recall $\Upsilon_i = \frac{1}{\sqrt{2ns'}} \left(\sum_{j \in [i-s'n, i)} \mathbf{Y}_j - \sum_{j \in [i, i+s'n)} \mathbf{Y}_j \right) = (\Upsilon_{1,i}, \dots, \Upsilon_{p,i})^\top$ and recall the definition of $\hat{G}_{\max}^{(\ell)}$. In particular,

$$\hat{G}_{\max}^{(\ell)}(\mathbf{I}) = \max_{\substack{1 \leq r \leq p \\ 1 \leq j \leq \delta_n \\ t_i \in I_r}} \frac{\left| \frac{1}{\sqrt{ns_{r,j}}} \sum_{k=1}^n W\left(\frac{k/n-t_i}{s_{r,j}}\right) \Upsilon_{r,k} Z_k^{(\ell)} \right|}{\sqrt{\hat{\sigma}_{r,t_i}^2}} \quad (20)$$

where $\mathbf{I} = (I_1, \dots, I_p)^\top$ and I_r are sub-intervals of T_r , and (ℓ) represents the ℓ_{th} bootstrap sample. Notice that the $\hat{G}_{\max}^{(\ell)}(\mathbf{I})$'s are conditionally *i.i.d.* and it suffices to consider the case $\ell = 1$. In the following we omit the sup-script ℓ for notational brevity. Let $\Delta_n = \max_{r: m_{r,n} \geq 1} \max_i \Delta_{r,i,n}$, where $\Delta_{r,i,n}$ denotes the size of the i th jump at dimension r and $m_{r,n}$ denotes the number of jumps at dimension r .

Theorem 3 Let $\tilde{l}_n = s' + \frac{\log n}{ns'} + \frac{\max_r l_r s'}{\underline{s}_{\min}} (\sqrt{n} s'^{3/2})^2 + \sqrt{\frac{s'}{\underline{s}_{\min}}} \log^5(pn) + \frac{\Delta_n^2 m_n n s'^2}{\underline{s}_{\min}} \wedge \Delta_n^2 s' n + \frac{\Delta_n m_n n s'^3}{\underline{s}_{\min}} \wedge \Delta_n (s')^2 n + \frac{\Delta_n m_n^{1/2} n^{1/2} s'^{3/2}}{\underline{s}_{\min}} \log^{5/2}(pn) \wedge \sqrt{\frac{s'}{\underline{s}_{\min}}} \log^{5/2}(pn) \Delta_n \sqrt{n} s'$, where $m_n = \max_{1 \leq r \leq p} m_{r,n}$ and l_r denotes the number of break points at dimension r ; see Assumption (A1) in Section 6.2 for more details. Assume that $\tilde{l}_n^{1/3} \log^{2/3} p = o(1)$. Under conditions of Theorem 2, we have

$$\sup_{\substack{I_r \in T_{r,d}, \\ 1 \leq r \leq p, \\ x \in \mathbb{R}}} |\mathbb{P}(\hat{G}_{\max}(\mathbf{I}) \leq x | (\mathbf{Y}_i)) - \mathbb{P}(\sup_{\substack{1 \leq r \leq p \\ 1 \leq j \leq \delta_n \\ t_i \in I_r}} \frac{|\tilde{H}^y(t_i, s_{r,j}, r)|}{\sqrt{\mathbb{E} \hat{\sigma}_{r,t_i}^2}} \leq x)| = O_p((n \bar{s}_{\min})^{c_0-1/4} \sqrt{\log n} + \tilde{l}_n^{1/3} \log^{2/3} p)$$

for any positive small number $c_0 < 1/4$.

Together with Theorem 2, we find that the distribution of the proposed bootstrap well approximates that of $\sup_{\substack{1 \leq r \leq p \\ \underline{s}_r \leq s \leq \bar{s}_r \\ t \in I_r}} \frac{|H(t, s, r)|}{\sqrt{\hat{\sigma}_{r,t}^2}}$ at any $I_r \in T_r$, $1 \leq r \leq p$, which validates the procedure of updating $T_{\hat{r}}^{(a+1)}$ from $T_{\hat{r}}^{(a)}$ in Algorithm 1. The scale conditions involve Δ_n due to the difference structure in \mathbf{Y}_i . If $\Delta_n \leq M < \infty$, which is bounded, then the conditions for scales allows for $s' \asymp n^{-2/3}$, $\underline{s}_{\min} = n^{-1/3+\iota}$ for some $\iota \in (0, 1/3)$, $m_n = o(n^\iota)$ and $p = n^{\alpha_0}$ for any $\alpha_0 > 0$. The scale conditions will be more flexible if $\Delta_n \rightarrow 0$.

3.4 Estimation Accuracy

Let $\underline{\Delta}_n = \min_{r: m_{r,n} \geq 1} \min_i \Delta_{r,i,n}$ if there exists a least one jump point. We omit n in the subscript for the sake of brevity; for example, $\underline{\Delta} = \underline{\Delta}_n$.

Theorem 4 Under the conditions of Theorem 3, if there exists at least one jump point and sequence $h_n = o(1)$ such that

$$\bar{s}_{\max}^2 \underline{\Delta}^{-1} = o(h_n), \underline{\Delta}^{1/2} \bar{s}_{\max}^{\frac{k+3}{2}} = o(h_n), \frac{\bar{s}_{\max} \underline{\Delta}}{n} = o(h_n^2), \quad (21)$$

$$\sqrt{n \underline{s}_{\min} \underline{\Delta}} / \log^{5/2}(pn) \rightarrow \infty, \frac{\underline{\Delta}}{\bar{s}_{\max} + \frac{1}{n \underline{s}_{\min}}} \rightarrow \infty, \quad (22)$$

$$\sqrt{\frac{\log^5(pn)}{n \underline{\Delta}^2}} = o(h_n), \left(\frac{\bar{s}_{\max}^2 \log^{7/2}(pn)}{n^{1/2} \bar{s}_{\min}} \right)^{3/2} = o(h_n) \quad (23)$$

if there is at least one jump point then we have that

$$\mathbb{P}(\max_{r,v} |\hat{d}_{r,v} - d_{r,v}| \leq h_n, \hat{m}_{r,n} = m_{r,n}, \forall r) \rightarrow 1 - \alpha \quad (24)$$

Theorem 4 states that all $\hat{d}_{r,v}$ will deviate from $d_{r,v}$ no more than h_n with probability tending to $1 - \alpha$. The scale condition allows $\underline{\Delta}$ to diminish. For example, it allows $p = n^{\alpha_0}$ for any $\alpha_0 > 0$, $\bar{s}_{\max} \asymp n^{-1/4}$, $\underline{\Delta} \asymp n^{-1/4+\iota_0}$ for some $0 < \iota_0 < 1/4$, $h_n \asymp n^{-1/4-\iota'_0}$ for some $\iota'_0 \in (0, \iota_0)$ and $\underline{s}_{\min} \asymp n^{-1/3+\iota}$ for some $0 < \iota \leq 1/12$ defined in the discussion of Theorem 3. Moreover, if $\underline{\Delta} \geq \eta' > 0$ for some positive constant η' , i.e., the minimal jump size is not vanishing, then if $p = n^{\alpha_0}$ for some $\alpha_0 > 0$, with the previous choices of \bar{s}_{\max} and \underline{s}_{\min} , the estimation accuracy of h_n can be $n^{-1/2}(\log^{5/2} n)\iota_n$ for $\iota_n \rightarrow \infty$ arbitrarily slowly.

3.5 Second stage high dimensional local CUSUM

Theorem 5 *Let ι_n be a series diverging arbitrarily slowly. Assume $z_n \geq h_n$, $\frac{\Delta}{z_n} \rightarrow \infty$, and conditions of Theorem 4 hold, $\frac{nz_n\Delta^2}{\log^5 n} \rightarrow \infty$, then we have*

$$\lim_{n \rightarrow \infty} \mathbb{P} \left(\hat{m}_{r,n} = m_{r,n}, \max_{r,v} |\tilde{d}_{r,v} - d_{r,v}| \leq \frac{\iota_n \log^5 n}{n \underline{\Delta}^2} \right) = 1 - \alpha. \quad (25)$$

dumbgen1991asymptotic and **muller1992change** derive the parametric rate $\frac{1}{n\Delta^2}$ for jump detection in low dimensional independent series, which indicates the near optimality of Theorem 5 except a factor of logarithm. We emphasize that this optimality is under the asynchronous jump assumption. If it is appropriate to make the assumption that the jumps occur at the same times across dimensions, then the estimation accuracy can be further improved for high dimensional time series. We compare the estimation error rate of the first stage estimation of Theorem 4 and the second stage estimation of Theorem 5, under the scale conditions in the discussion under Theorem 4. If $\underline{\Delta} \asymp n^{-1/4+\iota_0}$ then the estimation error rate improves from $n^{-1/4-\iota'_0}$ for $\iota'_0 \in (0, \iota_0)$ to $n^{-1/2-2\iota_0}(\log^5 n)\iota_n$. If $\underline{\Delta} \geq \eta$ for some fixed $\eta > 0$, then the estimation error rate improves from $n^{-1/2}$ except a factor of logarithm in the first step to n^{-1} except a factor of logarithm.

4 Simulation Studies

In our simulation studies we study AJDN's ability to detect jumps, and achieve correct Type I error rates, across a number of simulated data generating processes. We also compare AJDN's per-

formance to a number of modern high-dimensional jump detection methods. These methods are INSPECT of **wangsamworth2018**, DBLCUSUM of **cho2016**, and LOCLIN of **chen2021inference**. There are numerous other worthy methods to compare AJDN to in the literature; however due to page and time constraints we have only compared to these methods as a representative sample. One commonality of these other methods is that they pool information across dimensions, and when detecting a jump at time t , they do not explicitly specify in which dimension(s) this jump occurred. This differs from AJDN which can explicitly identify in which dimension a jump occurred. Further details about these competing methods, and how they were implemented, can be found in Section 4.2. For the implementation of AJDN the scales and block multiplier bootstrap size were set according to the rule of thumbs in Appendix A, unless otherwise noted. For Type I error simulations 1000 bootstraps were used to calculate critical values, and for each experiment a total of 1000 iterations were run. For power simulations 500 bootstraps and 500 iterations were used.

We note that in our paper when applying these various jump detection methods to real and simulated data, often the assumptions behind them are not met. However, given these methods are representative examples of high dimensional jump detection methods, it is still useful to examine what can happen to their performance when their assumptions are not met. For our simulation studies we report the average number of jumps detected \bar{m} , the percentage of iterations where all jumps were correctly identified with no false positives \hat{m}_p , and the average mean absolute deviation (MAD) of the estimated locations compared to the true locations of jumps that have been correctly identified reported on a scale of $[0, n]$ (Further details behind MAD calculation are discussed in Appendix B.4). The proportion of dimensions which experience jumps is denoted γ . The signal-to-noise ratio, the magnitude of a jump at time t relative to the estimated standard deviation in a small local neighbourhood at time t , is denoted Δ .

4.1 Data Generating Processes

In our simulations we examine the performance of AJDN on a variety of data generating processes with and without trends. For an error process XYZ, we let XYZT denote a data generating process with a smoothly varying trend and XYZ error process. We examine five different error processes: IID - independent and identically distributed, GS - globally stationary, PS - piecewise stationary, LS - locally stationary, and PLS - piecewise locally stationary. Further details and example realizations of these processes can be found in Appendix B.2, and a description of how the smooth trends were generated can be found in Appendix B.3.

4.2 Implementation Details of Competing Methods

A high-level overview of the competing methods we compare AJDN to, and their implementation details, are given below. Where possible we utilized either the values of hyperparameters suggested by the authors in the paper, or the default values provided in the corresponding R package. We adjust some parameters to ensure the computational cost is manageable.

1. **INSPECT**: INSPECT uses an optimal projection direction, to project the high-dimensional time series to one dimension, and uses this projection to detect jumps. The implementation used allows for a stationary error process with no dependence between dimensions, and the trend is assumed to be piecewise constant. INSPECT is implemented via the `InspectChangepoint` from **inspectpackage** package in R using 1000 Monte Carlo repetitions for the calculation of the critical value.
2. **DBLCUSUM**: The test statistic of DBLCUSUM is based on the ordered CUSUM statistics of all dimensions at a given t . The error process is assumed to be stationary, and the trend piecewise constant. DBLCUSUM is implemented via the `hdbinseg` package in R from (**hdbinsegpackage**). We use the version of the test statistic from Section 4.1 of (**cho2016**),

the same number of bootstrap samples that AJDN uses for the calculation of the critical value, and the error process is assumed to have temporal dependence.

3. **LOCLIN**: LOCLIN uses locally linear estimates of the trend to determine if a jump exists at a given t . The error process is assumed to be stationary, and the trend is piecewise smooth. This method was implemented in R based on code provided to us by Weining Wang. Minor modifications were made to the covariance matrix of the Gaussian random vector used in the calculation of the critical value in order to speed up runtime in the high dimensional setting; in our testing these modifications did not lead to meaningful differences in the Type I Error of the method. For this method 200 bootstraps were used to calculate the critical value, and the `KernSmooth` package from **kernsmoothpack** was used to select a bandwidth.

4.3 Power Simulations

Here we compare the ability of AJDN to detect jumps relative to other methods' abilities. To do this we consider two scenarios.

- **Scenario 1** $\lceil \gamma p/2 \rceil$ dimensions undergo a jump at $t = 0.25$ and a different $\lceil \gamma p/2 \rceil$ dimensions undergo a jump at $t = 0.75$. The γ 's tested are $2/p$, $1/\sqrt{p}$, and 1.
- **Scenario 2** $\lceil \gamma p \rceil$ dimensions undergo jumps at different times, with each of the $\lceil \gamma p \rceil$ dimensions only experiencing a single jump. The first jump occurs at $t = 0.2$, the last at $t = 0.8$, and all others are evenly spaced in between. The γ 's tested are $4/p$, $1/\sqrt{p}$, and $\min \left(\frac{0.6}{2 \left(\frac{\log n \log p}{n \Delta_n^2} \right)^p}, 1 \right)$ (the minimum is required so that each jump is spaced apart by at least the twice the allowed margin of error).

For all scenarios we use $n = 1000$ and test values of 2 and 5 for Δ . To make AJDN's power results comparable to other methods that do not specify the dimension the jump was detected in, we say if a true jump exists in multiple dimensions at t , then all jumps detected by AJDN

within the margin of error count in total as only one jump having been detected for the purposes of calculating \bar{m} . Outside of the margin of error, every unique time where a jump is detected is counted towards the calculation of \bar{m} . Due to space constraints we analyze results for a limited set of simulations in this section; further results can be found in Appendix B.1.

Table 1 shows the performance of each algorithm in the (GS) case where jumps are occurring synchronously for different levels of sparsity (i.e. the proportion of dimensions that experience a jump) with stationary noise. Here we see that AJDN underperforms LOCLIN and DBLCUSUM in the dense case ($\gamma = 1$) as these methods benefit from pooling of information across dimensions; INSPECT on the other hand appears to detect many spurious jumps. In this setting AJDN estimates that jumps occur at more times than is actually the case due to estimation error in the jumps that are detected in individual dimensions. We see no improvement in AJDN’s MAD as γ increases, whereas other methods’ MAD decreases as the benefit of pooling information across dimensions grows. Interestingly, for AJDN \hat{m}_p is maximized in the $\gamma = 1/\sqrt{p}$ setting where a balance is struck between enough dimensions experiencing a jump at a particular time so that AJDN detects at least one, and AJDN’s maximum estimation error being small.

	AJDN			LOCLIN			DBLCUSUM			INSPECT		
γ	$\frac{2}{p}$	$\frac{1}{\sqrt{p}}$	1	$\frac{2}{p}$	$\frac{1}{\sqrt{p}}$	1	$\frac{2}{p}$	$\frac{1}{\sqrt{p}}$	1	$\frac{2}{p}$	$\frac{1}{\sqrt{p}}$	1
\bar{m}	1.330	2.092	2.820	0.772	1.324	1.902	2.120	2.112	2.116	161.534	171.442	175.58
\hat{m}_p	0.392	0.884	0.414	0.164	0.420	0.760	0.860	0.896	0.892	0.000	0.000	0.000
MAD	0.887	0.903	0.917	0.792	0.455	0.182	0.954	0.091	0.000	0.729	0.123	0.000

Table 1: *Simulation results for Scenario 1 with a data generating process of (GS), $\Delta = 2$ $n = 1000$, $p = 100$, $\alpha = .05$ and varying levels of sparsity γ .*

Next we examine results from Scenario 2 where there is no benefit from pooling information across dimensions, and vary the data generating process to introduce progressively more nonstationarity. Table 2 summarizes results in the relatively sparse jump case ($\gamma = 1/\sqrt{p}$) where the total number of jumps is 10. In the high signal-to-noise ratio case of $\Delta = 5$, AJDN performs best in the

(GS) setting where $\hat{m}_p \approx 1 - \alpha$ and slightly worse in (PS) and (PST) where MAD increases and \hat{m}_p correspondingly decreases. The performances of other methods in the (GS) case are inferior to AJDN because of the asynchronicity of the jumps. We also see a deterioration of performance (particularly in \hat{m}_p) of the latter three methods as the error process changes from (GS) to (PS) and a increase in spurious jumps detected as a trend is added in the (PST) setting.

	AJDN			LOCLIN			DBLCUSUM			INSPECT		
DGP	(GS)	(PS)	(PST)	(GS)	(PS)	(PST)	(GS)	(PS)	(PST)	(GS)	(PS)	(PST)
\bar{m}	10.032	10.082	10.064	8.066	15.682	16.482	8.992	9.768	10.748	174.106	252.718	253.984
\hat{m}_p	0.962	0.898	0.888	0.460	0.000	0.000	0.252	0.046	0.006	0.000	0.000	0.000
MAD	0.022	0.031	0.034	0.055	0.116	0.131	0.024	0.033	0.037	0.115	0.116	0.176

Table 2: *Simulation results for Scenario 2 with $\Delta = 5$ $n = 1000$, $p = 100$, $\gamma = \frac{1}{\sqrt{p}}$, $\alpha = .05$ and varying data generating processes.*

Finally, we present results in Table 3 demonstrating the performance of each algorithm in Scenario 2 with $\gamma = 1$ where a large number of jumps are occurring asynchronously. This setting naturally lends itself well to the methodology of AJDN. Here 100 jumps are present. First we examine the IID case, and hence fall within the assumptions on the error process for all methods. Here we see AJDN strongly outperform all other methods, perfectly identifying all jumps 98.8% of the time. INSPECT moderately underestimated the number of jumps, and for the jumps it does detect, has a significantly higher MAD than AJDN. In the (PLS) and (PLST) setting AJDN performs strongly, perfectly identifying all jumps approximately 80% of the time.

	AJDN			LOCLIN			DBLCUSUM			INSPECT		
DGP	(IID)	(PLS)	(PLST)	(IID)	(PLS)	(PLST)	(IID)	(PLS)	(PLST)	(IID)	(PLS)	(PLST)
\bar{m}	100.008	99.204	99.294	6.790	10.148	13.054	13.322	13.580	13.900	76.004	136.792	143.848
\hat{m}_p	0.986	0.786	0.776	0.000	0.000	0.000	0.000	0.000	0.000	0.000	0.000	0.000
MAD	0.020	0.033	0.035	0.272	0.267	0.182	0.288	0.24	0.199	0.255	0.113	0.118

Table 3: *Simulation results for Scenario 2 with $\Delta = 5$ $n = 1000$, $p = 100$, $\gamma = 1$, $\alpha = .05$ and varying data generating processes.*

4.4 Type I Error and Power When AJDN is Used as a Test

AJDN can be used as a multiscale test to determine if any jumps exist within a high dimensional time series. The null hypothesis is that each time series has a smooth trend with no jumps. Consider the following model

$$\mathbf{Y}_i = \boldsymbol{\beta}(i/n) + \Delta\sigma_{1,i/n=.5}\mathbf{1}_1(0.5 < i/n \leq 1) + \boldsymbol{\epsilon}_i \quad (26)$$

where $\boldsymbol{\beta}(i/n)$ is either constant in the no trend case, or a vector of mean functions generated according to Appendix B.3 in the trend case. $\mathbf{1}_1(0.5 < t \leq 1)$ represents a jump in dimension one occurring immediately after $i/n = .5$, $\sigma_{1,i/n=.5}$ is the standard deviation of the first dimension's error process at $i/n = .5$, and $\boldsymbol{\epsilon}_i$ is an error process from Appendix B.2. Using the rule of thumb for (\underline{s}, \bar{s}) , and the process for selecting s' , laid out in Appendix A, we observe the Type I errors (i.e. rejection rates when $\Delta = 0$) produced by our test in Table 4. The same table also shows the false positive rates of the various jump detection methods we are comparing AJDN to across a variety of data generating processes. We can see that AJDN is still able to control the Type I error successfully even for very complex data generating processes such as PLST, whereas the other methods struggle in this setting.

	AJDN	LOCLIN	DBLCUSUM	INSPECT
(IID)	0.033	0.061	0.051	0.001
(GS)	0.077	0.109	0.037	0.999
(PS)	0.048	1.000	0.382	1.000
(LS)	0.009	0.946	0.141	0.949
(PLS)	0.013	1.000	0.001	0.988
(IIDT)	0.036	0.058	1.000	1.000
(GST)	0.058	0.117	1.000	1.000
(PST)	0.058	1.000	1.000	1.000
(LST)	0.013	0.951	1.000	1.000
(PLST)	0.022	1.000	1.000	1.000

Table 4: *Type I errors produced by different changepoint detection methods across different data generating processes $n = 2000$, $p = 100$, $\alpha = 0.05$.*

Further Type I error and power studies can be found in Sections B.1.1 and B.1.3 of the Appendix. We observe in Table 7 in Appendix B.1.1 that across a wide range of p, n and data generating processes AJDN controls the Type I error in an accurate, and slightly conservative way. Further power results when Δ is nonzero can be found in Appendix B.1.3.

5 Real Data Analysis - 2023 Turkey-Syria Earthquake

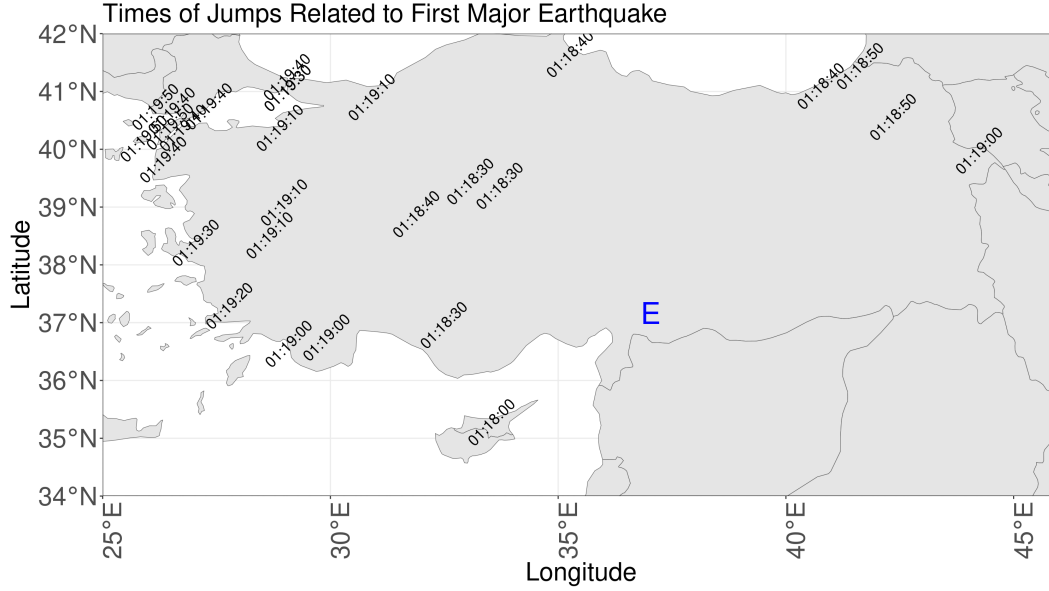


Figure 3: Map of times when the first earthquake was detected by AJDN. Resolution of the data was one observation every 10 seconds. AJDN detected the earthquake earlier for stations closer to the epicenter (denoted by E) than those further away.

Below we utilize AJDN to analyze a dataset pertaining to an earthquake in Turkey; a separate analysis of a financial dataset can be found in Appendix D. Seismograph readings are taken from 2023/02/05 22:00:00 UTC to 2023/02/06 14:00:00 UTC from sensors in the **turkeyobservatory** (KOERI) in Turkey. This time and location corresponds to the 2023 Turkey-Syria earthquakes, where the first major earthquake occurred on 2023/02/06 at approximately 01:17 UTC had a magnitude of 7.7, and another major earthquake that day occurred at 10:24 UTC with a magnitude of 7.6. Alongside these major earthquakes, there were several earthquakes of smaller magnitude

throughout the day. Seismograph readings came from the ORFEUS Data Center WebDC3 Web Interface at <http://orfeus-eu.org/webdc3/> from **strollo2021eida**. The readings analyzed were HHZ, which represents the vertical component of a seismic signal. The raw data comes from 113 stations and is sampled at a rate of 100 times per second. We filter out stations with either downtimes of more than 15 seconds, or more than 7 interruptions in the signal. For computational reasons we downsample the data to one observation every 10 seconds which leaves us with a $n = 5760, p = 28$ dataset. The data is centred and then transformed by taking the log of the absolute value of the raw signal. Jumps are then detected on this transformed time series. A map of where the sensors are located relative to the epicenter of the earthquake can be found in Appendix C.

We select s' and (\underline{s}, \bar{s}) (the shared scales used in all dimensions) by minimizing the penalized BIC criterion outlined in Appendix A.1. In order to select an appropriate range of s' to test, we first choose a time window between the two major earthquakes which appears to be largely free from jumps across dimensions. Then the procedure listed in Appendix A.2 is utilized to select the appropriate range. The penalized BIC criterion suggests $ns' = 1$ and $(\underline{s}, \bar{s}) = (.067, .104)$ as the hyperparameters.

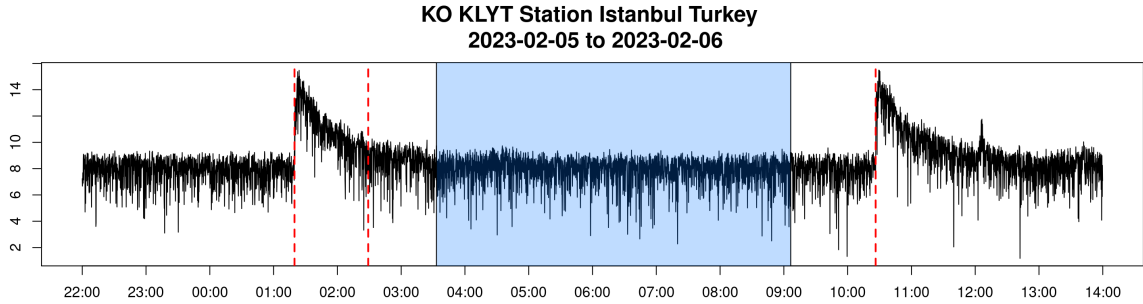


Figure 4: *Representative dimension of seismic readings from Turkey during the 2023 Turkey-Syria earthquake. KO KLYT is located in Istanbul, in the northwest corner of Turkey. Three jumps were detected at the dotted red lines, and the blue region was used to inform a range of s' to test.*

Seismic waves take time to move through the earth’s surface, therefore it is expected that the earthquake is detected at different times by sensors at different locations. We can see this in Figure 3 showing the times in which AJDN detects the first earthquake for each station in Turkey. As the distance from the epicenter of the earthquake increases, we see the time of first detection also increases. Hence assuming jumps occur asynchronously is appropriate for this dataset.

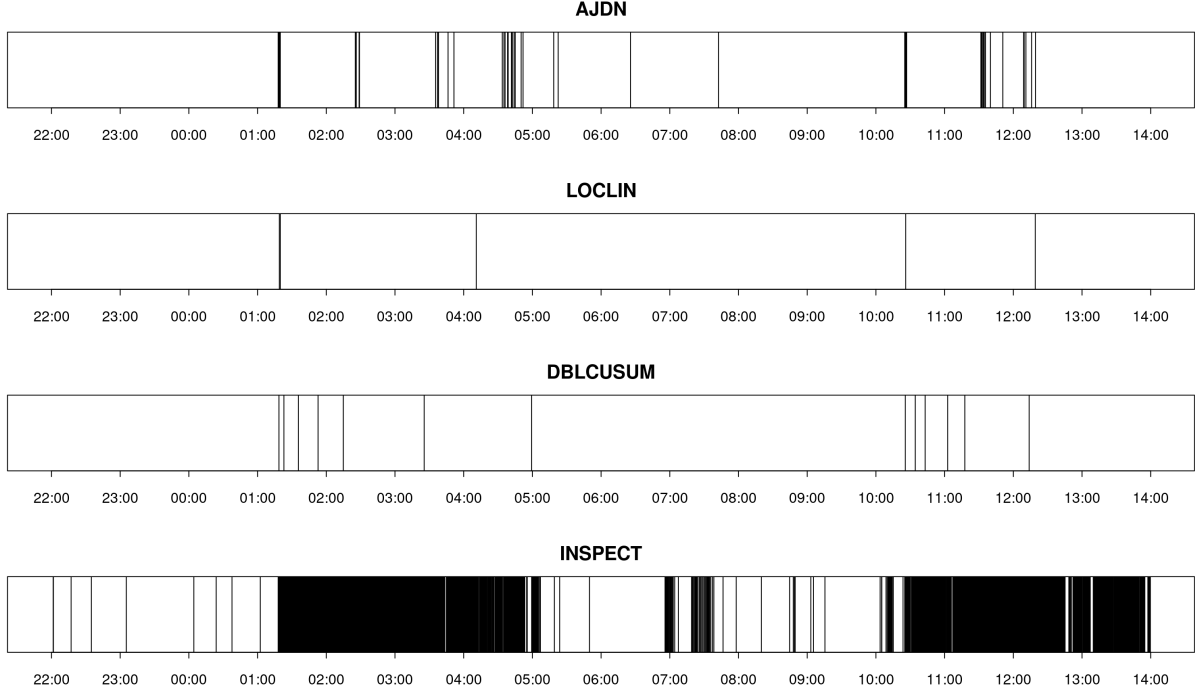


Figure 5: *Comparison of jumps detected by different methods. Each line represents a time at which a jump is detected. The major earthquakes occur around 2023/02/06 01:17 UTC and 10:24 UTC.*

From Figure 5 and Figure 6 we can see a cluster of earthquakes detected around 01:18 and 10:25 by AJDN, the times of the first and second major earthquakes. AJDN also detects several other jumps in some dimensions (with many clustered around 04:45). LOCLIN appears to do a good job of detecting the general time of the major earthquakes, however seems to detect fewer of the smaller jumps that AJDN does. DBLCUSUM’s performance is somewhere in between LOCLIN and AJDN, with what appears to be more spurious jumps detected. INSPECT appears to detect too many jumps, particularly after the major earthquakes. This is possibly due to a

smooth downward trend in the signal after the major earthquakes, which violates an assumption of INSEPCT. Again, LOCLIN, DBLCUSUM and INSEPCT are unable to distinguish the different jump times at different locations due to the synchronous jump assumption made by these methods. Figure 7 shows the time series for all dimensions, and the jumps detected by AJDN in each. AJDN is able to successfully identify the two major jumps in each dimension, as well as a number of smaller jumps, most of which are occurring asynchronously. As well, we see AJDN is able to do this in the presence of nonstationary noise which varies substantially across dimensions.

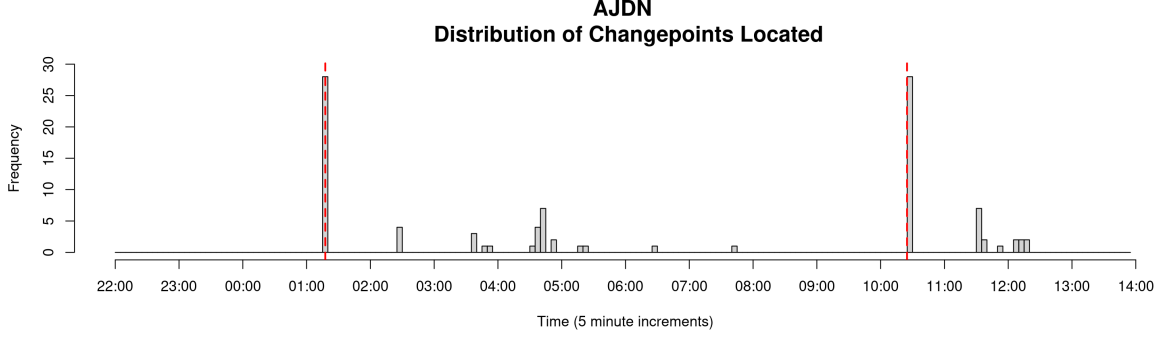


Figure 6: *Distribution of jumps detected by AJDN, each bucket represents 5 minutes. The majority of jumps AJDN detects are around the times of the major earthquakes (shown by red dotted lines).*

6 Assumptions

6.1 Assumptions on mean functions

We assume that the p dimensional mean function $\beta(t) = (\beta_1(t), \dots, \beta_p(t))^T$ satisfy the following conditions. For $1 \leq r \leq p$, there exist constants k , C_{Lip} , \bar{C} and p sequences $\gamma_{r,n}$ and $\Delta_{r,n}$ such that

- (M1) $\beta_r(\cdot)$ has $m_{r,n}$ discontinuous points $0 = d_{r,0} < d_{r,1} < d_{r,2} < \dots < d_{r,m_{r,n}} < d_{r,m_{r,n}+1} = 1$, and $\beta_r(x) \in \mathcal{C}^k((d_{r,i}, d_{r,i+1}), C_{Lip})$ for $x \in (d_{r,i}, d_{r,i+1})$, $0 \leq i \leq m_{r,n}$. In addition, $\beta_r(\cdot)$ is either right or left continuous at $\{d_{r,i}, 0 \leq i \leq m_{r,n} + 1\}$. Also $m_{r,n} = 0$ corresponds to no break points in $\beta_r(\cdot)$.

- (M2) $\Delta_{r,i,n} := |\beta_r(d_{r,i}+) - \beta_r(d_{r,i}-)| \geq \Delta_{r,n} > 0$ for $1 \leq i \leq m_{r,n}$, where for any function g and

$a \in \mathbb{R}$, $g(a+) = \lim_{s \downarrow a} g(s)$ and $g(a-) = \lim_{s \uparrow a} g(s)$.

(M3) $\min_{0 \leq i \leq m_{r,n}} |d_{r,i+1} - d_{r,i}| \geq \gamma_{r,n} > 0$ for all r such that β_r is piecewise smooth.

(M4) $\sup_{a \in [0,1]} |\beta_r^{(u)}(a+)| \leq \bar{C}, \sup_{a \in (0,1]} |\beta_r^{(u)}(a-)| \leq \bar{C}, \forall 0 \leq u \leq k$.

Condition (M1) means that each component of $\beta(\cdot)$ is piece-wise smooth, with Lipschitz continuous k_{th} order derivative. (M2) and (M3) assume a lower bound $\Delta_{r,n}$ and $\gamma_{r,n}$ on the minimum jump size and minimum spacing between two jump points. Condition (M4) controls the overall smoothness of derivatives of $\beta_r(\cdot)$ for $1 \leq r \leq p$, which matters when the number of jumps, $m_{r,n}$, diverges.

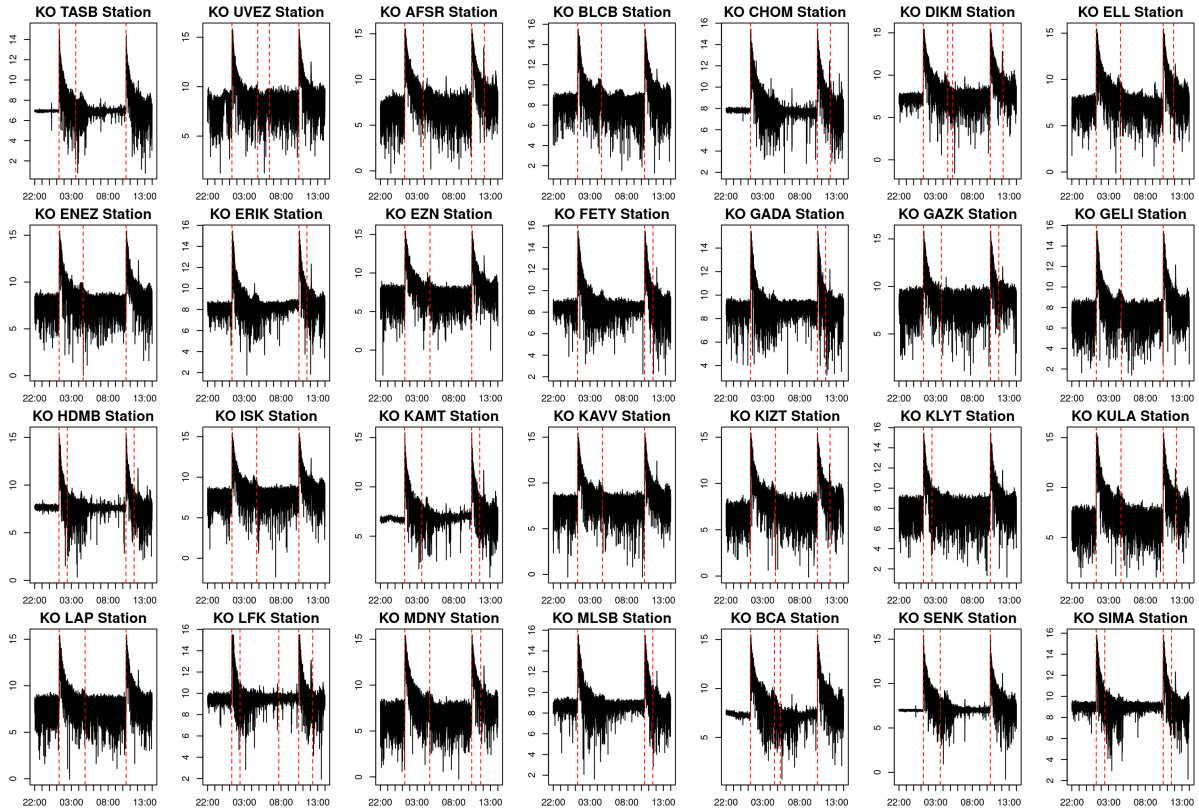


Figure 7: *Jumps detected by AJDN on earthquake dataset. Across all dimensions a total of 99 jumps were detected. Red lines denote time where jump detected for a specific sensor. In every dimension the two major earthquakes appear to have been detected. α set at .05.*

6.2 Assumptions on high dimensional non-stationary errors

Assume that the error process $\epsilon_{i,n}$ is a p dimensional piecewise locally stationary (PLS) process defined in **zhou2013heteroscedasticity** which can experience both abrupt and smooth changes in its data generating mechanism over time. Specifically, $\epsilon_{i,n} = \mathbf{L}(t_i, \mathcal{F}_i) = (L_r(t_i, \mathcal{F}_i))_{1 \leq r \leq p}$ where $\mathcal{F}_i = (\eta_{-\infty}, \dots, \eta_i)$ is the filtration generated by *i.i.d* random elements η_i defined on some measurable space \mathcal{S} , $\mathbf{L} : [0, 1] \times \mathcal{S}^{\mathbb{Z}} \rightarrow \mathbb{R}^p$ is a nonlinear filter, and $\epsilon_{r,i}$ and L_r are the r_{th} components of ϵ_i and \mathbf{L} , respectively, such that $\epsilon_{r,i} = L_r(t_i, \mathcal{F}_i)$. Let $\mathcal{P}_j = \mathbb{E}(\cdot | \mathcal{F}_j) - \mathbb{E}(\cdot | \mathcal{F}_{j-1})$ be the projection operator. For any \mathcal{F}_i measurable random variables $g = g(\mathcal{F}_i)$, write $g^{(j)} = g(\mathcal{F}_i^{(j)})$ where $\mathcal{F}_i^{(j)}$ is the filtration obtained by replacing the j_{th} innovation of \mathcal{F}_i via its *i.i.d.* copy.

(A1)(Piece-wise locally stationary components) $(\epsilon_{i,r})_{i=1}^n$ has l_r ($l_r \geq 0$) break points $\{c_{r,s}\}_{1 \leq s \leq l_r}$ satisfying $0 = c_{r,0} < c_{r,1} < \dots < c_{r,l_r} < c_{r,l_r+1} = 1$ such that $L_r(t, \mathcal{F}_i) = L_{r,j}(t, \mathcal{F}_i)$ if $c_{r,j} < t \leq c_{r,j+1}$, where $\{L_{r,s}, 0 \leq s \leq l_r\}$ are nonlinear filters. In particular,

$$\epsilon_{r,i} = L_r(i/n, \mathcal{F}_i) = L_{r,j}(i/n, \mathcal{F}_i), \quad c_{r,j} < i/n \leq c_{r,j+1}, \quad 0 \leq j \leq l_r, \quad (27)$$

where uniformly for $1 \leq r \leq p$,

$$\|L_{r,j}(t, \mathcal{F}_0) - L_{r,j}(s, \mathcal{F}_0)\|_2 \leq C|t - s| \quad (28)$$

for all $t, s \in (c_{r,j}, c_{r,j+1}]$, $0 \leq j \leq l_r$, and for some universal finite constant C .

(A2) $\mathbb{E}(L_r(t, \mathcal{F}_0)) = 0$ for $1 \leq r \leq p$ and $t \in [0, 1]$. Furthermore, there exists a positive constant $t_0 > 0$ such that $\max_{1 \leq r \leq p} \sup_{t \in (0,1]} \mathbb{E}(\exp(t_0 |L_r(t, \mathcal{F}_0)|)) < \infty$.

(A3) Define the dependence measure of L in \mathcal{L}^κ as

$$\delta_\kappa(L, i) := \max_{1 \leq r \leq p} \sup_{t \in (0,1]} \|L_r(t, \mathcal{F}_i) - L_r(t, \mathcal{F}_i^{(0)})\|_\kappa. \quad (29)$$

Assume that $\delta_1(L, i) = O(\chi^i)$ for some $\chi \in (0, 1)$.

(A4) For $1 \leq r \leq p$, the long-run variance $\sigma_{lr,v,r}^2(t)$ of $(\varepsilon_{i,r})_{1 \leq i \leq n}$ is Lipschitz continuous on $(c_{r,j}, c_{r,j+1}]$ for $0 \leq j \leq l_r$, $\max_{1 \leq r \leq p} \sup_{t \in [0,1]} \sigma_{lr,v,r}^2(t) \leq M < \infty$ for some constant M , and $\min_{1 \leq r \leq p} \inf_{t \in [0,1]} \sigma_{lr,v,r}^2(t) > 0$, where $\sigma_{lr,v,r}^2(0) = \lim_{t \downarrow 0} \sigma_{lr,v,r}^2(t)$ and

$$\sigma_{lr,v,r}^2(t) := \sum_{k \in \mathbb{Z}} Cov(L_r(t, \mathcal{F}_0), L_r(t, \mathcal{F}_k)), 0 < t \leq 1. \quad (30)$$

(A5) For $1 \leq r \leq p$, the derivative of variance $\sigma_r^2(t) = Var(L_r(t, \mathcal{F}_0))$ is Lipschitz continuous on $(c_{r,j}, c_{r,j+1}]$ for $0 \leq j \leq l_r$. Besides, there exist constants $0 < \underline{\sigma} \leq \bar{\sigma} < \infty$ such that $\max_{1 \leq r \leq p} \sigma_r^2(t) \leq \bar{\sigma}^2 < \infty$, $\min_{1 \leq r \leq p} \inf_{t \in [0,1]} \sigma_r^2(t) \geq \underline{\sigma}^2 > 0$, where $\sigma_r^2(0) = \lim_{t \downarrow 0} \sigma_r^2(t)$.

Condition (A1) defines the high dimensional piecewise locally stationary (PLS) process, and the filters L_r , $1 \leq r \leq p$ are stochastic piecewise lipschitz continous. (A2) assumes the errors have sub-exponential tails. For condition (A3), the quantity $\delta_\kappa(L, i)$ is called “physical dependence measures” quantifying the dependence of $\mathbf{L}(t, \mathcal{F}_i)$ on η_0 and is assumed to decay geometrically to zero. For presentational simplicity, we shall demonstrate all our results under the geometrical decay assumption. We can establish the theoretical results of the paper when $\delta_\kappa(L, i)$ decays at a sufficiently fast polynomial rate with substantially more involved mathematical arguments. We refer to **wu2018gradient** regarding the calculations of $\delta_\kappa(L, i)$ for many PLS linear and nonlinear processes. Conditions (A4) and (A5) guarantee that the long-run variance and variance of the time series in each component are non-degenerate over $[0, 1]$, and are piece-wise Lipschitz continuous.

6.3 Assumptions on nonlinear filters

We adopt the following filter class defined in **wu2019multiscale**. For each positive integer k , let $\mathcal{W}(k)$ be the collection of functions W satisfying

$$\begin{aligned} W &\in \mathcal{C}^1(\mathbb{R}, C_{Lip}), \text{ } Supp(W) \subseteq [-1, 1], \text{ } W(x) = -W(-x), \int_0^1 W(x)dx = 1, \\ \lim_{x \downarrow -1} W'(x) &= \lim_{x \uparrow 1} W'(x) = 0, \int_{-1}^1 x^u W(x)dx = 0 \text{ for } 1 \leq u \leq k \end{aligned} \quad (31)$$

where $C_{Lip} > 0$ is some constant. The filter $W(\cdot)$ is the k_{th} order jump-pass filter ($k \geq 2$) if it satisfies

(W1) $W(\cdot) \in \mathcal{W}(k)$.

(W2) Define $F_w(x) = \int_{-1}^x W(s)ds$ such that i) 0 is the unique maximizer of $|F_w(x)|$, and $|F_w(0)|$ exceeds all other local maximum by some positive constant $\bar{\eta}_0$; ii) $F_w^2(t) - F_w^2(0) \leq -\bar{\eta}_1 t^2$ for $|t| \leq \bar{\eta}_2$ for some strictly positive constants $\bar{\eta}_1$ and $\bar{\eta}_2$, and $W'(0) \neq 0$.

wu2019multiscale proves that there are always piecewise polynomial functions satisfying (W1) and (W2) for any order $k \geq 2$. Condition (W1) guarantees that $W(\cdot)$ filters out smooth signals from the data, leading to negligible remaining terms. Filters with higher order k will yield a smaller order of the remaining signal, but also often result in larger noise. We refer to **wu2019multiscale** for more details, where they propose schemes for choosing polynomial filters according to signal noise ratios.

6.4 Assumptions on scales

Recall $\bar{s}_{\max} = \max_r \bar{s}_r$ and $\bar{s}_{\min} = \min_r \bar{s}_r$ and consider that $\bar{s}_{\min} \asymp n^{-\iota_0}$, $\bar{s}_{\max} \asymp n^{-\iota_1}$ for some $0 < \iota_1 \leq \iota_0 < 1$. Let $T_{r,c} = \cup_{0 \leq i \leq l_r} (c_{r,i} + \bar{s}_r, c_{r,i+1} - \bar{s}_r)$, $\bar{T}_{r,c} = \cap_{1 \leq i \leq l_r} [c_{r,i} - \bar{s}_r, c_{r,i} + \bar{s}_r]$, $T_{r,d} = \cup_{0 \leq i \leq m_{r,n}} (d_{r,i} + \bar{s}_r, d_{r,i+1} - \bar{s}_r)$, $\bar{T}_{r,d} = \cap_{1 \leq i \leq m_{r,n}} [d_{r,i} - \bar{s}_r, d_{r,i} + \bar{s}_r]$. We have the following assumptions for the scales \bar{s}_r and \underline{s}_r , $1 \leq r \leq p$ and for s' .

(B1) If $m_{r,n} \geq 1$, then $\bar{s}_r \leq d_{r,1} \leq d_{r,m_{r,n}} \leq 1 - \bar{s}_r$. If further $m_{r,n} \geq 2$, then additionally

$$\bar{s}_r \leq \min_{2 \leq i \leq m_{r,n}} |d_{r,i} - d_{r,i-1}|/2. \text{ For } s', \text{ assume } s' = o(1), ns' \rightarrow \infty, s' \max_r l_r / \min_r \underline{s}_r = o(1).$$

(B2) $m_{r,n} \bar{s}_r = o(1)$.

(B3) $\sqrt{n \bar{s}_r \bar{s}_r^{k+1}} = o(1)$ and $\frac{m_{r,n}}{n \underline{s}_r} = o(1)$.

Assumption (B1) requires that $2\bar{s}_r$ are smaller than the minimal spacing of jump points in the same dimension. Condition (B2) means that the lengths of the intervals \bar{T}_r^d are asymptotically negligible.

The break points $(c_{r,i})$ and $(d_{r,i})$ are allowed to be overlapped. For (B3), the term $\sqrt{n\bar{s}_r}\bar{s}_r^{k+1}$ is the bias caused by the k_{th} order jump-pass filter, while the term $\frac{m_{r,n}}{n\underline{s}_r}$ controls the approximation errors of the Riemann sums due to the observations at discrete times. The best scales to capture the jumps at different time points of the r_{th} component of the p dimensional non-stationary time series are usually different but will fall within $[\underline{s}_r, \bar{s}_r]$ if the intervals are sufficiently wide.

Abstract

This supplementary file contains the details of tuning parameter selection, some detailed descriptions of simulation setups and additional simulation results, a financial data application, and the technical proofs of all theoretical results of the main article.

A Selection of Hyperparameters

AJDN depends critically on the selection of the hyperparameters $\{(\underline{s}_r, \bar{s}_r)\}_{r=1}^p$ and s' . Given that the ideal hyperparameters will vary based on a typically unknown data generating process, we suggest selecting these hyperparameters via a data-driven selection criteria (more information on this criteria can be found in Appendix A.1). We provide rule of thumbs in Table 5 in order to inform the ranges of hyperparameter values that should be evaluated using this data-driven selection criteria. Informed by our simulations, we provide rule of thumbs \underline{s}^* , \bar{s}^* for the minimum and maximum scales in each dimension, as well we suggest testing values of s' less than s'_{\max} such that the LRV ratio (see Appendix A.2 for how LRV ratio relates to s') is close to our rule of thumb. AJDN allows for each dimension to utilize different $(\underline{s}_r, \bar{s}_r)$ however for computational reasons in this paper we present results where $(\underline{s}_1, \bar{s}_1) = \dots = (\underline{s}_p, \bar{s}_p)$.

	\underline{s}^*	\bar{s}^*	s'_{\max}	LRV Ratio
Rule of Thumb	$\frac{1}{120}n^{-1/3}[\log(pn)]^2$	$\frac{1}{27}n^{-1/6}[\log(pn)]$	$n^{-2/3}$	$1 + \frac{17}{20\log(n)}$

Table 5: *Rule of thumbs for AJDN's hyperparameters. In simulations these produced slightly conservative Type I errors.*

A.1 Data Driven Selection Criteria

We recommend using a penalized BIC decision criteria to select $\{(\underline{s}_r, \bar{s}_r)\}_{r=1}^p$ and s' . This decision criteria will balance the complexity of the model (measured by the number of jumps

detected for a given set of scales) with the fit of the model (measured by the sum of squared errors in between jumps), to give hyperparameters robust to real world data.

The values of the hyperparameters tested can either be informed by prior knowledge of the data, a pilot estimate of the distance between jumps, or Table 5. For each set of hyperparameters tested, we run AJDN in order to determine the location of jumps in each dimension. Using these, the time series is then detrended (we utilize the `KernSmooth` package to do this in our real data analysis) to estimate the residuals. Finally $\{(\underline{s}_r, \bar{s}_r)\}_{r=1}^p$ is selected to minimize

$$GM(s', \{(\underline{s}_r, \bar{s}_r)\}_{r=1}^p) = \sum_{r=1}^p \left[n \log \left(\frac{SSE(r, s', (\underline{s}_r, \bar{s}_r))}{n} \right) + M(r, s', (\underline{s}_r, \bar{s}_r)) \log(n) \right] \quad (\text{A.32})$$

where $SSE(r, s', (\underline{s}_r, \bar{s}_r))$ is the sum of squares of the detrended time series of dimension r , and $M(r, s', (\underline{s}_r, \bar{s}_r))$ are the number of jumps in dimension r detected by AJDN when run on the entire dataset. If there are multiple minimizers we select those of the smallest s' for which $\sum_{r=1}^p \underline{s}_r + \bar{s}_r$ is minimized.

A.2 Rule of Thumb for s'

The block multiplier bootstrap procedure attempts to mimic the covariance structure of the high dimensional test statistic vector $G_{\max}^{\delta_n}(\mathbf{T})$ with the normal high dimensional bootstrap vector $\hat{G}_{\max}^{(\ell)}(\mathbf{T})$ for $\ell \in 1, \dots, K_0$. In selecting s' , we focus on controlling the ratio of the variance of the components of $G_{\max}^{\delta_n}(\mathbf{T})$ (i.e. $G(t, s_{r,j}, r)$ $t \in T_r$ $1 \leq j \leq \delta_n$ $1 \leq r \leq p$) relative to the variance of the components of $\hat{G}_{\max}^{(\ell)}(\mathbf{T})$. Given the components of both of these are normalized by $\sqrt{\hat{\sigma}_{r,t}^2 n s}$, this equates to controlling the ratio of the variance of $H(t, s, r)$ relative to $\hat{H}^{(\ell)}(t, s, r)$.

The variance of $H(t, s, r)$ for a nonstationary p -dimensional time series $\{\mathbf{Y}_i\}_{i=1}^n$ takes a very complex form, and even in the stationary case, can take different values depending on s for a fixed (r, t) . To simplify the calculation of this variance ratio we consider the variance of the following

closely-related MOSUM statistic, which in the stationary case is equal to

$$T_i = \sum_{j=i-ns}^{i-1} Y_j - \sum_{j=i}^{i+ns-1} Y_j \quad (\text{A.33})$$

$$\text{Var}[T_i] = 2ns \left[\gamma(0) - \gamma(ns) + \sum_{j=1}^{ns-1} \frac{ns-j}{ns} [2\gamma(j) - \gamma(ns-j) - \gamma(ns+j)] \right]. \quad (\text{A.34})$$

For a short-range dependent process, and for large ns , (A.34) can be roughly approximated as the long-run variance

$$\text{Var}[T_i] \approx 2ns \left[\gamma(0) + 2 \sum_{j=1}^{ns-1} \gamma(j) \right]. \quad (\text{A.35})$$

Comparing this to the variance of the following difference of univariate sums for the bootstrap

$$\hat{T}_i = \sum_{j=i-ns}^{i-1} \Upsilon_j G_j - \sum_{j=i}^{i+ns-1} \Upsilon_j G_j \quad (\text{A.36})$$

$$\text{Var} [\hat{T}_i | Y_1, \dots, Y_n] = \sum_{j=i-ns}^{i+ns-1} \Upsilon_j^2. \quad (\text{A.37})$$

After some elementary calculations we see that

$$\text{Var} [\hat{T}_i | Y_1, \dots, Y_n] = \sum_{j=i-ns}^{i+ns-1} \left[\hat{\gamma}_j^\dagger(0) + \hat{\gamma}_j^*(ns') + 2 \sum_{h=1}^{ns'-1} \frac{ns'-h}{ns'} [\hat{\gamma}_j^\dagger(h) + \hat{\gamma}_j^*(ns'-h) + \hat{\gamma}_j^*(ns'+h)] \right]. \quad (\text{A.38})$$

where $\hat{\gamma}_j(h)$, $\hat{\gamma}_j^\dagger(h)$, $\hat{\gamma}_j^*(h)$ are equal to the sample autocovariances at time j

$$\hat{\gamma}_j(h) = \frac{1}{ns'-h} \sum_{k=j}^{(j+ns'-1)-h} Y_k Y_{k+h} \quad h \in \{0, 1, \dots, ns'-1\} \quad (\text{A.39})$$

$$\hat{\gamma}_j^\dagger(h) = (\hat{\gamma}_{j-ns'}(h) + \hat{\gamma}_j(h))/2 \quad (\text{A.40})$$

$$\hat{\gamma}_j^*(h) = \begin{cases} \frac{1}{h} \sum_{k=(j-1)-(h-1)}^{(j-1)} Y_k Y_{k+h} & h \in \{1, 2, \dots, ns'\} \\ \frac{1}{ns'-(h-ns')} \sum_{j-ns'}^{(j-1)-(h-ns')} Y_k Y_{k+h} & h \in \{ns'+1, ns'+2, \dots, 2ns'-1\}. \end{cases} \quad (\text{A.41})$$

(A.38) can be approximated in a similar way as (A.35) with the only difference being the $\frac{ns'-h}{ns'}$ term as this term may be meaningful for small s'

$$\text{Var} [\hat{T}_i | Y_1, \dots, Y_n] \approx 2ns \left[\gamma(0) + 2 \sum_{h=1}^{ns'-1} \frac{ns'-h}{ns'} \gamma(h) \right]. \quad (\text{A.42})$$

(A.35) and (A.42) show the difference between the variance of the test statistic and the variance of the multiplier bootstrap critically depends on the autocovariance structure of the data generating process, and the value of s' . In our simulations we found that the range of $\{(\underline{s}_r, \bar{s}_r)\}_{r=1}^p$ which produced correct Type I errors was similar across data generating processes when the ratio of these approximate long-run variances was similar. Specifically, based on our simulations, we suggest including values of s' in the data driven selection criteria so that

$$\text{LRV Ratio}(ns') = \frac{\hat{\gamma}(0) + 2 \sum_{j=1}^{ns'_{\max}-1} \hat{\gamma}(j)}{\hat{\gamma}(0) + 2 \sum_{h=1}^{ns'-1} \frac{ns'-h}{ns'} \hat{\gamma}(h)}. \quad (\text{A.43})$$

is close to the rule of thumb laid out in Table 5, where the sample autocovariance is based off of a segment of a representative dimension where a pilot estimate indicates there does not appear to be any jumps in the mean. As well, for the range of s' tested we would suggest the maximum value being tested is $s'_{\max} = n^{-2/3}$.

n	p	(IID)	(GS)	(PS)	(LS)	(PLS)	ns'_{\max}
500	10	1	4	8	8	8	8
500	100	1	4	8	8	8	8
1000	10	1	5	10	10	10	10
1000	100	1	5	10	10	10	10
2000	10	1	5	12	13	13	13
2000	100	1	5	12	13	13	13
3000	10	1	6	13	13	13	14
3000	100	1	6	13	13	13	14

Table 6: ns' selected using rule of thumb for different simulation settings.

B Additional Simulation Information

B.1 Additional Simulation Results

B.1.1 AJDN Type I Error Rate

Table 7 lists the Type I errors of AJDN produces across a variety of settings when no jumps exist. Notable is the fairly accurate Type I error control in the challenging setting of $n = 500, p = 100$ for

nonstationary noise. The accurate Type I error control also points to the robustness of the simple hyperparameter selection rules from Table 5 which were used in these simulations.

	p	$n = 500$	$n = 1000$	$n = 2000$	$n = 3000$	p	$n = 500$	$n = 1000$	$n = 2000$	$n = 3000$
(IID)	10	0.016	0.016	0.025	0.030	100	0.055	0.026	0.033	0.025
(IIDT)	10	0.018	0.027	0.032	0.035	100	0.054	0.025	0.036	0.041
(GS)	10	0.028	0.026	0.050	0.054	100	0.085	0.036	0.077	0.040
(GST)	10	0.034	0.036	0.059	0.052	100	0.098	0.050	0.058	0.048
(PS)	10	0.023	0.018	0.025	0.028	100	0.097	0.045	0.051	0.053
(PST)	10	0.023	0.019	0.024	0.032	100	0.105	0.046	0.047	0.055
(LS)	10	0.012	0.018	0.019	0.029	100	0.034	0.016	0.010	0.021
(LST)	10	0.005	0.014	0.011	0.024	100	0.034	0.032	0.013	0.019
(PLS)	10	0.009	0.020	0.015	0.024	100	0.037	0.028	0.013	0.024
(PLST)	10	0.015	0.020	0.021	0.036	100	0.039	0.019	0.022	0.021

Table 7: *Type I errors produced by AJDN across different data generating processes, n and p where $\alpha = 0.05$.*

B.1.2 Additional AJDN Power Simulation Results

In the below tables we present AJDN’s power results across all scenarios and data generating processes in the $n = 1000, p = 100$ setting. Across the results we see that AJDN is able to perform well in both the stationary and nonstationary noise case, as well as when a trend is introduced. One setting where we see AJDN struggle is in Scenario 1 for $\Delta = 2, \gamma = 1$. Here due to the low signal to noise ratio AJDN has a tendency to overestimate the true number of jumps due to error in estimating where the true jump is in each dimension.

			(IID)			(IIDT)		
γ	Δ	Scenario	\bar{m}	\hat{m}_p	MAD	\bar{m}	\hat{m}_p	MAD
0.020	2	1	1.982	0.920	0.720	1.986	0.912	0.761
0.100	2	1	2.060	0.942	0.654	2.114	0.890	0.778
1.000	2	1	2.264	0.770	0.643	2.534	0.598	0.723
0.020	5	1	2.032	0.968	0.012	2.030	0.970	0.020
0.100	5	1	2.032	0.968	0.016	2.030	0.970	0.021
1.000	5	1	2.018	0.982	0.018	2.038	0.962	0.020
0.040	2	2	3.924	0.866	0.645	3.908	0.838	0.773
0.100	2	2	9.770	0.726	0.654	9.730	0.678	0.735
0.377	2	2	37.016	0.400	0.669	36.808	0.332	0.694
0.040	5	2	4.034	0.966	0.019	4.028	0.972	0.024
0.100	5	2	10.034	0.966	0.020	10.026	0.974	0.017
1.000	5	2	100.008	0.986	0.020	100.006	0.992	0.021

			(GS)			(GST)		
γ	Δ	Scenario	\bar{m}	\hat{m}_p	MAD	\bar{m}	\hat{m}_p	MAD
0.020	2	1	1.330	0.392	0.887	1.342	0.382	1.201
0.100	2	1	2.092	0.884	0.903	2.172	0.810	1.012
1.000	2	1	2.820	0.414	0.917	3.166	0.318	0.982
0.020	5	1	2.038	0.962	0.028	2.068	0.932	0.033
0.100	5	1	2.036	0.964	0.023	2.064	0.938	0.029
1.000	5	1	2.094	0.910	0.023	2.116	0.886	0.025
0.040	2	2	2.602	0.158	0.934	2.656	0.182	0.903
0.100	2	2	6.468	0.012	0.912	6.592	0.010	0.955
0.377	2	2	24.322	0.000	0.931	23.972	0.000	0.942
0.040	5	2	4.034	0.964	0.018	4.064	0.934	0.030
0.100	5	2	10.032	0.962	0.022	10.050	0.942	0.028
1.000	5	2	100.002	0.946	0.023	99.994	0.936	0.026

			(PS)			(PST)		
γ	Δ	Scenario	\bar{m}	\hat{m}_p	MAD	\bar{m}	\hat{m}_p	MAD
0.020	2	1	0.308	0.010	0.958	0.266	0.002	1.179
0.100	2	1	0.842	0.154	1.181	0.810	0.124	1.136
1.000	2	1	1.850	0.448	1.131	1.780	0.472	1.192
0.020	5	1	2.096	0.918	0.024	2.074	0.932	0.027
0.100	5	1	2.102	0.918	0.025	2.086	0.926	0.024
1.000	5	1	2.162	0.860	0.024	2.204	0.826	0.027
0.040	2	2	0.518	0.000	1.786	0.492	0.000	1.436
0.100	2	2	1.168	0.000	1.336	1.100	0.000	1.267
0.377	2	2	3.310	0.000	1.331	3.210	0.000	1.386
0.040	5	2	4.086	0.902	0.029	4.076	0.926	0.038
0.100	5	2	10.082	0.898	0.031	10.064	0.888	0.034
1.000	5	2	98.282	0.616	0.031	98.514	0.562	0.034

γ	Δ	Scenario	(LS)			(LST)		
			\bar{m}	\hat{m}_p	MAD	\bar{m}	\hat{m}_p	MAD
0.020	2	1	0.826	0.168	0.869	0.792	0.158	0.978
0.100	2	1	1.722	0.676	0.807	1.732	0.652	0.976
1.000	2	1	2.306	0.668	0.918	2.346	0.662	0.955
0.020	5	1	2.022	0.978	0.017	2.016	0.984	0.023
0.100	5	1	2.024	0.976	0.023	2.024	0.976	0.025
1.000	5	1	2.064	0.938	0.022	2.082	0.920	0.026
0.040	2	2	1.508	0.028	0.870	1.602	0.040	0.907
0.100	2	2	3.684	0.000	0.777	3.638	0.000	0.996
0.377	2	2	11.120	0.000	0.858	11.440	0.000	0.894
0.040	5	2	4.022	0.978	0.021	4.018	0.980	0.024
0.100	5	2	10.016	0.980	0.025	10.016	0.978	0.028
1.000	5	2	100.000	0.960	0.022	99.842	0.940	0.023

γ	Δ	Scenario	(PLS)			(PLST)		
			\bar{m}	\hat{m}_p	MAD	\bar{m}	\hat{m}_p	MAD
0.020	2	1	0.478	0.052	0.241	0.426	0.052	0.414
0.100	2	1	1.270	0.264	0.298	1.236	0.264	0.381
1.000	2	1	3.170	0.218	0.305	3.180	0.202	0.346
0.020	5	1	2.050	0.946	0.000	2.036	0.958	0.001
0.100	5	1	2.136	0.908	0.000	2.088	0.936	0.001
1.000	5	1	2.852	0.602	0.001	2.802	0.598	0.001
0.040	2	2	1.114	0.014	1.059	1.140	0.016	0.983
0.100	2	2	2.232	0.000	0.781	2.122	0.002	0.925
0.377	2	2	6.426	0.000	0.868	6.084	0.000	0.943
0.040	5	2	4.036	0.950	0.045	4.024	0.966	0.047
0.100	5	2	10.042	0.940	0.026	10.030	0.954	0.029
1.000	5	2	99.204	0.786	0.033	99.294	0.776	0.035

B.1.3 AJDN Power Curves

In Figure 8 we examine the ability of AJDN to detect different sizes of jumps at the $\alpha = .05$ level. For $n = 1000$ Δ varies from 0 to 5 and we examine results in both the $p = 10$ and $p = 100$ setting. For comparability across different levels of p , we use the rule of thumb scales $\underline{s}^*, \bar{s}^*$ given in Appendix A for the $p = 10$ case for all simulations. We can see the power of AJDN increases in a similar fashion across different data generating processes. Interestingly, for a fixed amount of power, a larger signal to noise ratio is required for the more complex data generating processes LS, PS, PLS relative to IID and GS. Also, we see that the power of AJDN is uniformly lower for the $p = 100$ case compared to the $p = 10$ case when only one dimension is undergoing a jump.

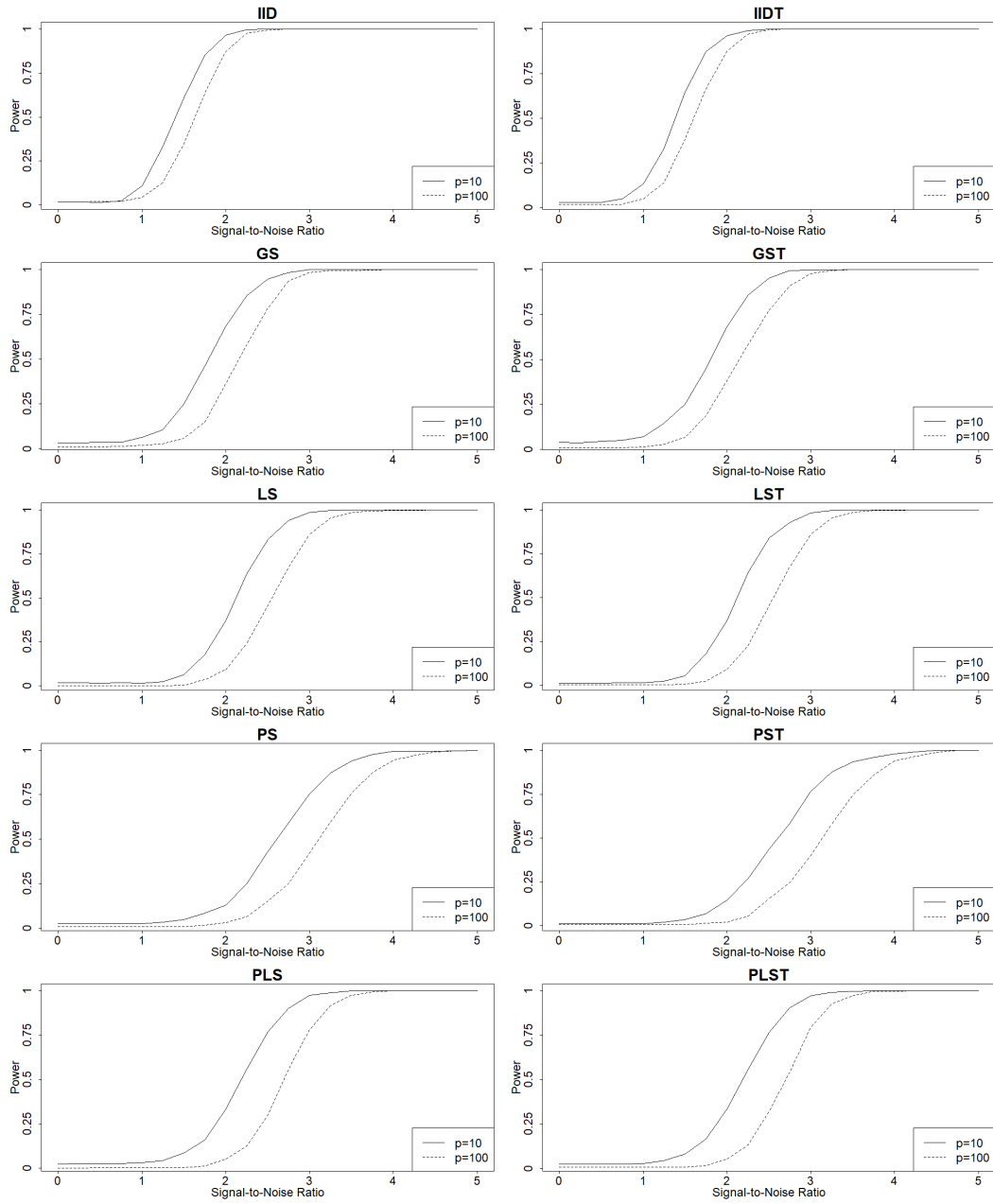


Figure 8: *Power curves for different data generating processes while varying the signal to noise ratio. In these simulations one dimension experiences a jump at $t = 0.5$.*

B.2 Simulated Error Processes

Five data generating processes of increasing complexity were used for generating ϵ_i

- (IID) The errors are independent and identically distributed.

$$\epsilon_i \sim \mathcal{N}_p(0, I). \quad (\text{B.44})$$

- **(GS)** The errors are globally stationary, following independent AR(1) processes.

$$\boldsymbol{\epsilon}_i = \mathbf{A}\boldsymbol{\epsilon}_{i-1} + \boldsymbol{\eta}_i \quad (\text{B.45})$$

$$\mathbf{A} = \text{diag}(0.25, 0.25, \dots, 0.25) \quad \mathbf{A} \in \mathbb{R}^{p \times p} \quad (\text{B.46})$$

$$\boldsymbol{\eta}_i \sim N_p(0, I). \quad (\text{B.47})$$

- **(PS)** The errors are piecewise stationary, following a VMA(3) process where the errors have an equicorrelation structure and a jump in variance at $t = n/2$.

$$\boldsymbol{\epsilon}_i = \boldsymbol{\eta}_i + \mathbf{A}_1\boldsymbol{\eta}_{i-1} + \mathbf{A}_3\boldsymbol{\eta}_{i-3} \quad (\text{B.48})$$

$$\mathbf{A}_1 = \mathbf{A}_3 = \text{diag}(0.5, 0.5, \dots, 0.5) \quad \mathbf{A}_1, \mathbf{A}_3 \in \mathbb{R}^{p \times p} \quad (\text{B.49})$$

$$\boldsymbol{\eta}_i = \mathbf{B}_i\mathbf{U}_i \quad \mathbf{U}_i \in \mathbb{R}^p \quad (\text{B.50})$$

$$\mathbf{U}_i \stackrel{iid}{\sim} \text{Uniform}_p \left[\frac{-\sqrt{12}}{2}, \frac{\sqrt{12}}{2} \right] \quad (\text{B.51})$$

$$\mathbf{B}_i\mathbf{B}_i^\top = \begin{bmatrix} 1 & 0.5 & 0.5 & \cdots & 0.5 \\ 0.5 & 1 & 0.5 & \cdots & 0.5 \\ \vdots & \vdots & \ddots & \cdots & \vdots \\ 0.5 & \cdots & 0.5 & 0.5 & 1 \end{bmatrix} \quad i \in \{1, 2, \dots, n/2\} \quad \mathbf{B}_i \in \mathbb{R}^{p \times p} \quad (\text{B.52})$$

$$\mathbf{B}_i\mathbf{B}_i^\top = 4\mathbf{B}_1\mathbf{B}_1^\top \quad i \in \{n/2 + 1, \dots, n\}. \quad (\text{B.53})$$

- **(LS)** the errors are locally stationary, following a VAR(1) model with time varying coefficients

where the errors have a Kac-Murdock-Szegö correlation structure.

$$\boldsymbol{\epsilon}_i = \frac{\sin(2\pi i/n) + 1}{2} \mathbf{A}_i \boldsymbol{\epsilon}_{i-1} + \boldsymbol{\eta}_i \quad (\text{B.54})$$

$$\mathbf{A}_i = \{a_{j,k}\}_{1 \leq j,k \leq p} \quad (\text{B.55})$$

$$a_{j,k} = \begin{cases} 0.25 & j = k \\ 0.25 & j = p - k + 1 \\ 0 & \text{otw} \end{cases} \quad (\text{B.56})$$

$$\boldsymbol{\eta}_i = \mathbf{B}_i [\mathbf{Q}_i - 3] \quad (\text{B.57})$$

$$\mathbf{Q}_i \stackrel{iid}{\sim} \text{Binomial}_p(10, 0.3) \quad (\text{B.58})$$

$$\mathbf{B}_i \mathbf{B}_i^\top = \begin{bmatrix} 1 & 0.5 & 0.5^2 & \dots & 0.5^{p-1} \\ 0.5 & 1 & 0.5^2 & \dots & 0.5^{p-2} \\ \vdots & \vdots & \ddots & \dots & \vdots \\ 0.5^{p-1} & 0.5^{p-2} & 0.5^{p-3} & \dots & 1 \end{bmatrix} \quad i \in \{1, \dots, n\} \quad \mathbf{B}_i \in \mathbb{R}^{p \times p}. \quad (\text{B.59})$$

- **(PLS)** the errors are piecewise locally stationary. The data generating process is the same as (LS) with the exception that

$$\boldsymbol{\eta}_i = c_i \mathbf{B}_i [\mathbf{Q}_i - 3] \quad (\text{B.60})$$

$$c_i = \begin{cases} 1 & i \in \{1, \dots, \lceil n/3 \rceil\} \\ 2 & i \in \{\lceil n/3 \rceil + 1, \dots, 2\lceil n/3 \rceil\} \\ 1 & i \in \{2\lceil n/3 \rceil, \dots, n\} \end{cases} \quad (\text{B.61})$$

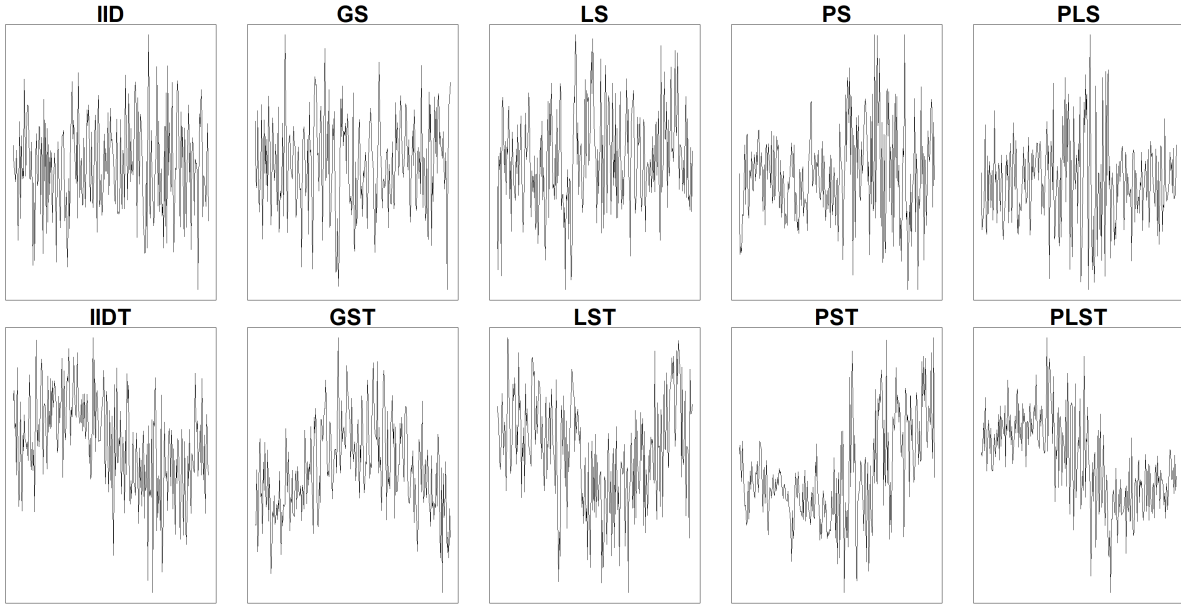


Figure 9: *Examples of different simulated data generating processes.*

B.3 Simulated Trend Functions

Smoothly time varying means were generated as follows. First an unscaled mean was generated as

$$\beta_r^{\text{unscaled}}(i/n) = \sin\left(\frac{2\pi i}{n} + \frac{2\pi r}{p}\right) \quad i \in \{1, \dots, n\}, \quad r \in \{1, \dots, p\}. \quad (\text{B.62})$$

Next the mean was scaled so that the change in the mean is proportionate to $\hat{\sigma}_{i,r}$, the local estimate of the standard deviation at $t = i/n$ for dimension r . The scaling is done as follows

$$\beta_r^{\text{scaled}}(1/n) = \beta_r^{\text{unscaled}}(1/n) \quad (\text{B.63})$$

$$\beta_r^{\text{scaled}}(i/n) = \beta_r^{\text{scaled}}((i-1)/n) + \hat{\sigma}_{r,k/n} (\beta_r^{\text{unscaled}}(i/n) - \beta_r^{\text{unscaled}}((i-1)/n)) \quad i \in \{2, \dots, n\}. \quad (\text{B.64})$$

B.4 Calculation of MAD

Three considerations must be taken into account for the calculation of MAD. First, only detected jumps that fall within a $\frac{\log n \log p}{2n\Delta_n^2}$ neighbourhood of the true jump enter into the calculation of MAD. If a detected jump falls outside of this region we take the jump as not having been successfully

detected. Second, for a simulation with K iterations, the MAD is calculated for each iteration, and then the MAD for the simulation is reported as the average MAD of every iteration where at least one jump was correctly identified. Third, since AJDN detects jumps in specific dimensions, as opposed to other methods which detect jumps across all dimensions, MAD is calculated in a different manner for AJDN compared other methods. For AJDN the average of the absolute deviation of all jumps correctly detected in dimensions which a jump occurs is taken as the MAD. For example, if there are jumps correctly detected in dimension 1 and 2 at $t = .5$ MAD is taken as the sum of the absolute values of the amount which the detected jumps' times differs from $t = .5$.

C Additional Figures for Turkey Earthquake Real Data Analysis

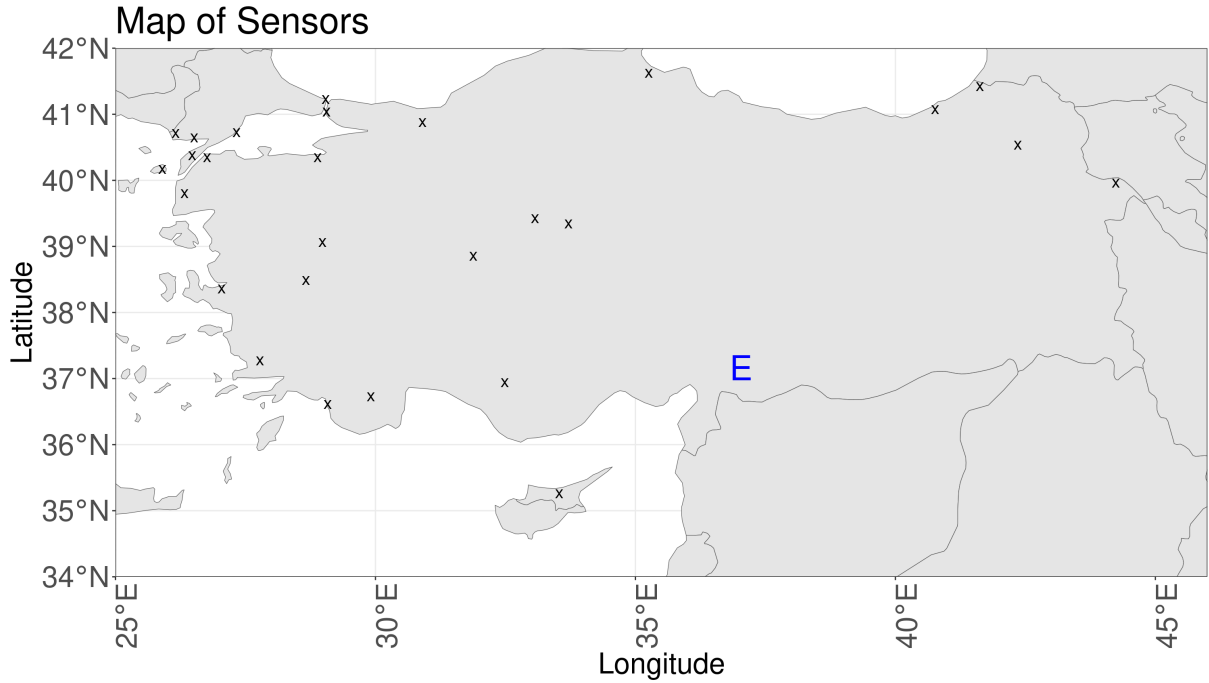


Figure 10: *Map of seismic sensors (X) and epicenter (E) for which readings are analyzed on 02-05-2023 and 02-06-2023.*

D Real Data Analysis - Stocks Dataset

Closing daily stock prices adjusted for dividends for the five stocks collectively known as the FAANG stocks (Facebook, Amazon, Apple, Netflix, and Google) were collected from 2021-01-01 to 2022-12-31 using the `quantmod` package in R from `ryan2022package`. This group of companies, some of which are often referred to as “Big Tech” is widely followed by investors, and are key constituents of the technology focused Nasdaq index. We wish to detect times at which the values of these companies undergo a significant change. In order to only detect changes in the values of these companies, as opposed to changes in the overall market, we divide each stock price by the value of the price of QQQ, an exchange-traded fund which tracks the Nasdaq index. By transforming the data in this fashion, we are left with time series which appear to follow a smooth trend plus noise model in between jumps. Including data for all trading days over this time period for these stocks produces $n = 503$, $p = 5$ dataset. While it would be possible to include more stocks for analysis, we found that given the small sample size, the complex trend of the time series, and the small distance between jumps, AJDN can become too conservative for large p .

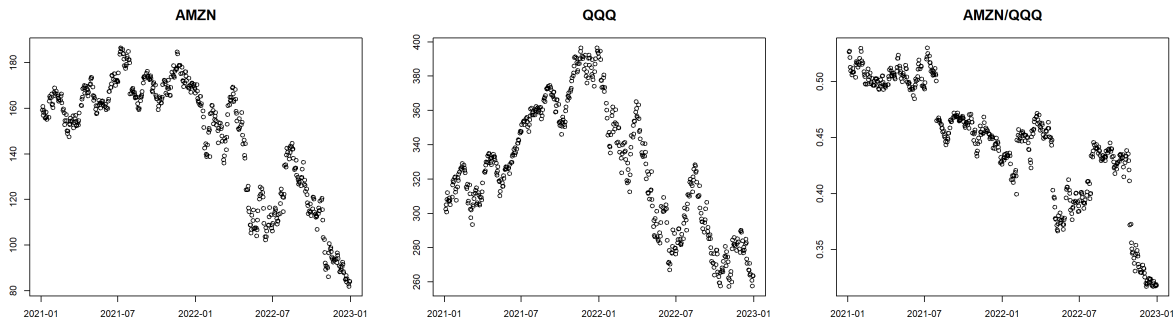


Figure 11: *Example of transformation applied to stock price data. We run a jump detection algorithm on the value of each stock divided by the value of an index (AMZN/QQQ in this case).*

To select both s' and $\{(\underline{s}, \bar{s})\}_{r=1}^p$ we select the combination of these parameters that minimize the average penalized-BIC across all dimensions (Appendix A.1). For computational reasons we set $(\underline{s}_r, \bar{s}_r) = (\underline{s}, \bar{s})$ for all $r = 1, \dots, p$. Given that these companies report financial results every

quarter throughout the year, we test a range of candidate \bar{s} of approximately half of a quarter ($\bar{s} \approx .0625$), and test all ns' from 1 to ns'_{\max} (where s'_{\max} is defined in Appendix A). Using this criterion, the hyperparameters selected were $ns' = 1$ and $(\underline{s}, \bar{s}) = (.027, .044)$.

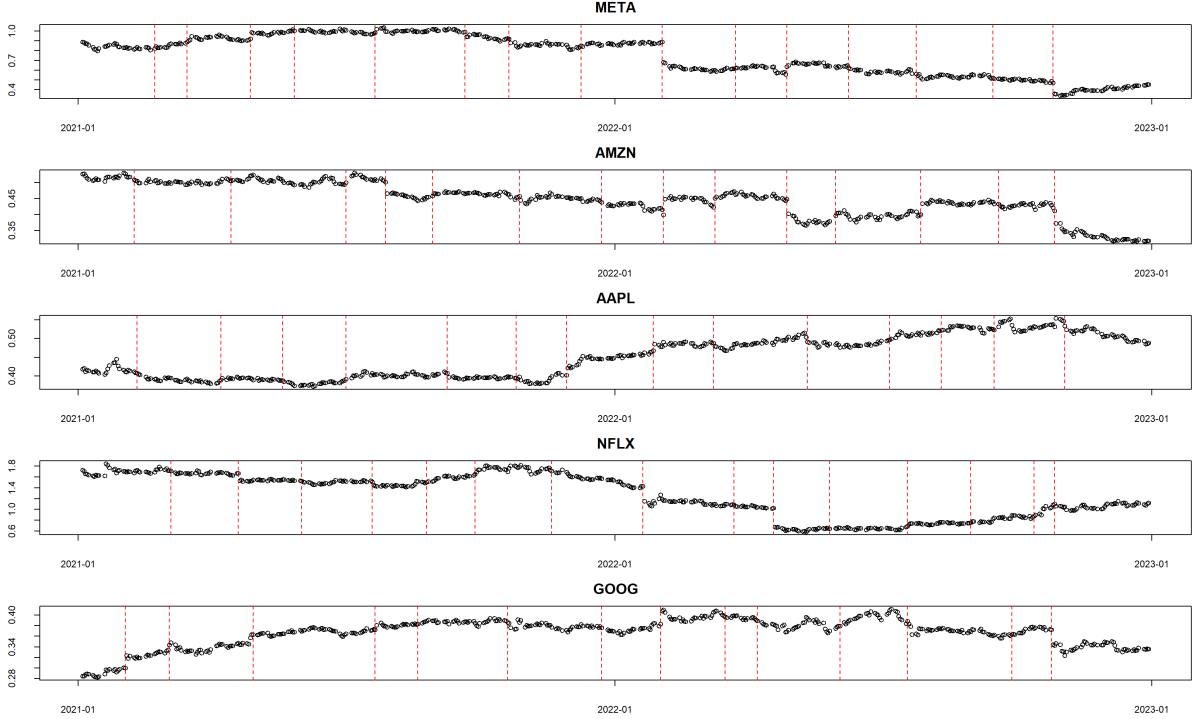


Figure 12: *Jumps identified by AJDN across 5 technology stocks in 2021 and 2022.*

We see from Figure 12 that there is a mixture of times where many stocks experience a jump around the same time, and some where only one stock experiences a jump. The shared times tend to coincide with when these companies would report their quarterly earnings. A total of 72 jumps are detected across all 5 stocks. To examine the validity of the jumps detected by AJDN, we examine a representative dimension, AMZN, and attempt to explain if there were underlying events which can explain the detected jumps.

AJDN detects a total of 14 jumps for AMZN stock over the course of 2021 and 2022. A visual inspection of Figure 13 would suggest that most of the major jumps were successfully identified. Utilizing ProQuest and Google News we are able to identify events which were the likely driver of these jumps on 13 of the 14 days, 7 of which are quarterly earnings related announcements. News

articles describing the events likely driving these jumps can be found in Table 8, and their sources can be found in Table 9.

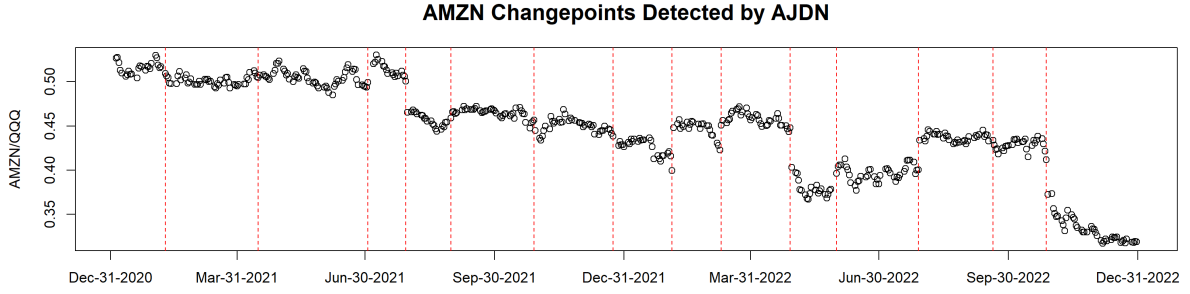


Figure 13: *Jumps detected by AJDN for the stock price of Amazon.com (AMZN) relative a NASDAQ ETF (QQQ). Here AMZN experiences 14 jumps (shown by dotted lines) throughout 2021 and 2022, most of which represent idiosyncratic shocks (see Table 8). Between jumps it appears the mean value of AMZN is smoothly varying with a complex noise process.*

When comparing the performance of AJDN versus other methods, we see in Figure 14 that AJDN is able to identify both jumps specific to each individual stock, as well as times where jumps for both stocks occur around the same time. We see that both LOCLIN and DBLCUSUM are able to identify many of the jumps around quarterly earnings announcements, but appear to detect less of the smaller, company-specific jumps. INSPECT on the other hand appears to detect a very large number of jumps; perhaps due to the violation of its constant mean between jumps assumption which is clearly violated in this dataset.

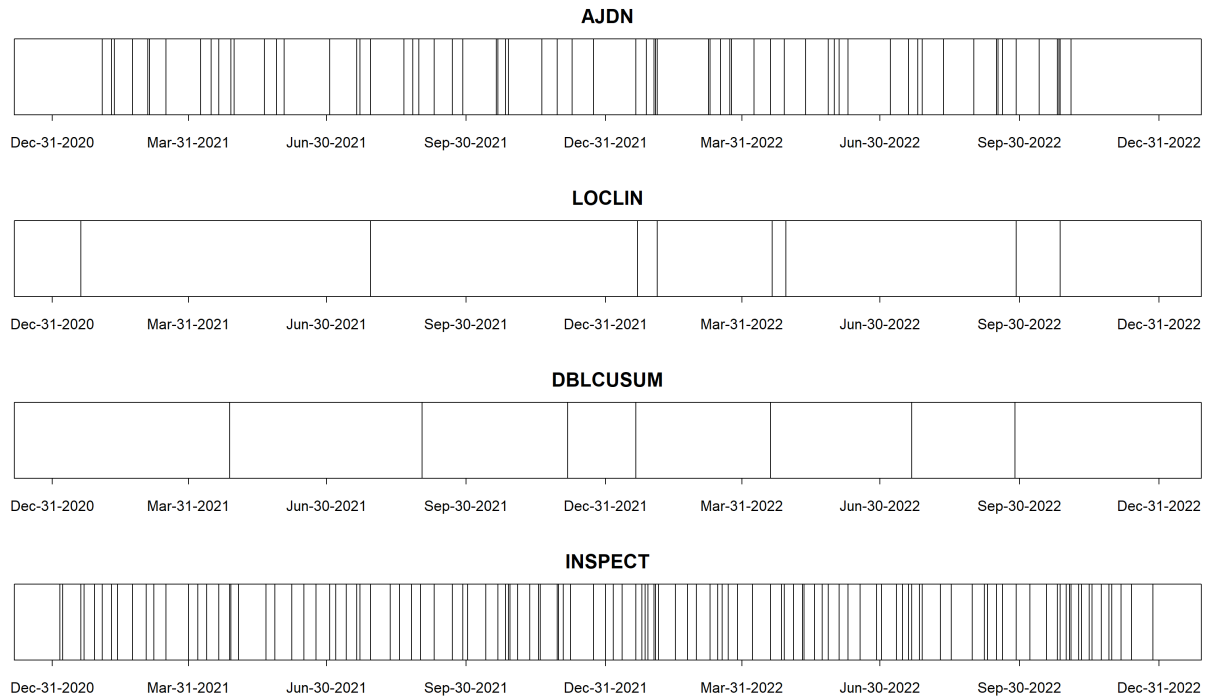


Figure 14: *Comparison of jumps detected by different methods. Each line represents a time at which a jump is detected. The companies tend to report earnings about one month after the end of a quarter.*

Jump Date	Major Event Date	Quote
2021/02/08	2021/02/02	“Amazon CEO Jeff Bezos will leave his post later this year, turning the helm over to the company’s top cloud executive Andy Jassy.”
2021/04/15		
2021/07/02	2021/07/06	“The Department of Defense announced Tuesday it’s calling off the \$10 billion cloud contract that was the subject of a legal battle involving Amazon and Microsoft. . . Shares of Microsoft were down about 0.4% following the news and Amazon’s stock was up 3.5% after already reaching a 52-week high.”
2021/07/29	2021/07/29	“Amazon shares fell more than 7% in extended trading on Thursday after the company reported its first revenue miss in three years and gave weak third-quarter guidance.”
2021/08/30	2021/09/01	“Amazon is planning to hire 55,000 people for corporate and technology roles globally in the coming months, Chief Executive Andy Jassy told Reuters. . . Jassy, in his first press interview since he ascended to Amazon’s top post in July, said the company needed more firepower to keep up with demand in retail, the cloud and advertising, among other businesses.”

2021/10/28	2021/10/28	“Amazon shares dropped more than 4% in extended trading on Thursday after the company reported weaker-than-expected results for the third quarter and delivered disappointing guidance for the critical holiday period.”
2021/12/23	2021/12/22	“A labor group seeking to organize Amazon warehouse workers on New York’s Staten Island has refiled a union petition with the National Labor Relations Board, the agency confirmed Wednesday.”
2022/02/03	2022/02/03	“E-commerce giant Amazon.com surged 13% after announcing its fourth-quarter results. AMZN said revenue jumped 9% year-over-year to \$137.4 billion, while adjusted earnings per share arrived at \$27.75 per share – nearly double the year-ago figure. Amazon also said it was raising its annual Amazon Prime membership price by almost 17% to \$139; that’s the first price hike for Prime memberships since 2018.”
2022/03/10	2022/03/09	“Amazon announced its first stock split since the dot-com boom, telling investors on Wednesday that they’ll receive 20 shares for each share they currently own. The stock soared 6% in extended trading. The company also said the board authorized it to buy back up to \$10 billion worth of shares.”
2022/04/28	2022/04/28	“Amazon shares are down significantly in late trading Thursday after the company’s first-quarter results disappointed investors. Amazon also forecast weaker-than-expected sales for the second quarter. Results from both the company’s core online retailing business and its advertising unit came in short of Wall Street estimates, while Amazon Web Services had another strong quarter.”
2022/05/31	2022/06/01	“Amazon.com (AMZN) rose 1.2% after JPMorgan called the stock its best e-commerce idea.”
2022/07/28	2022/07/28	“Amazon shares climbed more than 13% in extended trading on Thursday after the company reported better-than-expected second-quarter revenue and gave an optimistic outlook.”
2022/09/19	2022/09/16	“FedEx delivered a definitely gloomy and possibly foreboding set of earnings... CEO Raj Subramaniam warned that global volumes declined as “macroeconomic trends significantly worsened” later in the quarter... shares in FedEx rival United Parcel Service (UPS) were also ushered lower, around 7% down in premarket trading, along with Amazon.com.”
2022/10/27	2022/10/27	“Amazon shares plummeted 13% in extended trading on Thursday after the company issued a disappointing fourth-quarter forecast and missed on revenue estimates.”

Table 8: *Major events specific to the company Amazon.com during 2021 and 2022 which occurred near to jumps detected by AJDN. Sources of quotes can be found in Table 9.*

Major Event Date	Source
2021/02/02	Haselton, Todd. "Jeff Bezos to Step down as Amazon CEO, Andy Jassy to Take over in Q3." <i>CNBC</i> , 2 Feb. 2021, https://www.cnbc.com/2021/02/02/jeff-bezos-to-step-down-as-amazon-ceo-andy-jassy-to-take-over-in-q3.html .
2021/07/06	Feiner, Lauren, and Amanda Macias. "Pentagon Cancels \$10 Billion Jedi Cloud Contract That Amazon and Microsoft Were Fighting Over." <i>CNBC</i> , 6 July 2021, https://www.cnbc.com/2021/07/06/pentagon-cancels-10-billion-jedi-cloud-contract.html .
2021/07/29	Palmer, Annie. "Amazon Posts Third \$100 Billion Quarter in a Row, but Still Misses Expectations." <i>CNBC</i> , 29 July 2021, https://www.cnbc.com/2021/07/29/amazon-amzn-earnings-q2-2021.html .
2021/09/01	"Amazon CEO Unveils 55,000 Tech Jobs in His First Hiring Push." <i>CNBC</i> , 1 Sept. 2021, https://www.cnbc.com/2021/09/01/amazon-ceo-unveils-55000-tech-jobs-in-his-first-hiring-push.html .
2021/10/28	Palmer, Annie. "Amazon Badly Misses on Earnings and Revenue, Gives Disappointing Fourth-Quarter Guidance." <i>CNBC</i> , 28 Oct. 2021, https://www.cnbc.com/2021/10/28/amazon-amzn-earnings-q3-2021.html .
2021/12/22	Palmer, Annie. "Amazon Warehouse Workers on Staten Island Refile Union Petition." <i>CNBC</i> , 22 Dec. 2021, https://www.cnbc.com/2021/12/22/amazon-warehouse-workers-on-staten-island-refile-union-petition.html .
2022/02/03	Palmer, Annie. "Amazon Beats on Fourth-Quarter Revenue but Provides Light Guidance." <i>CNBC</i> , 3 Feb. 2023, https://www.cnbc.com/2023/02/02/amazon-amzn-earnings-q4-2022.html .
2022/03/09	Palmer, Annie. "Amazon Announces 20-for-1 Stock Split, \$10 Billion Buyback." <i>CNBC</i> , 9 Mar. 2022, https://www.cnbc.com/2022/03/09/amazon-announces-20-for-1-stock-split-10-billion-buyback.html .
2022/04/28	Savitz, Eric J. "Amazon Earnings Disappoint. the Bigger Issue Is the Outlook." <i>Barron's</i> , 28 Apr. 2022, https://www.barrons.com/articles/amazon-stock-price-earnings-51651098507 .
2022/06/01	Denton, Jack, and Jacob Sonenshine. "Stocks Dropped Again. It's All about Inflation and the Fed." <i>Barron's</i> , 1 June 2022, https://www.barrons.com/articles/stock-market-today-51654075598 .
2022/07/28	Palmer, Annie. "Amazon Jumps on Revenue Beat and Rosy Guidance for Third Quarter." <i>CNBC</i> , 28 July 2022, https://www.cnbc.com/2022/07/28/amazon-amzn-q2-2022-earnings.html .
2022/09/16	"Fedex Delivers Stark Warning-Is It the Economy or the Company?" <i>Barrons</i> , 16 Sept. 2022, https://www.barrons.com/articles/things-to-know-today-51663323336 .
2022/10/27	Palmer, Annie. "Amazon Stock Sinks 13% on Weak Fourth-Quarter Guidance." <i>CNBC</i> , 27 Oct. 2022, https://www.cnbc.com/2022/10/27/amazon-amzn-earnings-q3-2022.html .

Table 9: *Sources of stories associated with major events specific to Amazon identified as jumps by AJDN.*

E Computational Considerations

Running the AJDN algorithm can be computationally expensive as $O(np\delta^*K_0)$ test statistics must be calculated for the bootstrap procedure. As well, detecting multiple changepoints requires potentially accessing these test statistics multiple times, which is problematic from a memory perspective. To get around these issues three computational strategies were used to make the problem more tractable. First, to simplify the calculation of the test statistic in the case where $\underline{s} = \underline{s}_r$, $\bar{s} = \bar{s}_r$ for all $r \in 1, \dots, p$, a single matrix multiplication $\mathbf{W}\mathbf{Y}^\top$ was used, where the rows of \mathbf{W} corresponded to the values of $W\left(\frac{j/n-t}{s}\right)$ for various t, s . This matrix \mathbf{W} , consisting mostly of zeros, was able to be stored easily in memory using the sparse matrix functionality from the R package **Matrix** (**matrixpackage**). To avoid having to store all test statistics across all K_0 bootstraps, AJDN only stores the maximum test statistic from each dimension for each bootstrap iteration. This required recalculating statistics from one dimension after a changepoint was detected in that dimension. Finally, in cases where $\underline{s}_r, \bar{s}_r$ differed across dimensions, AJDN was able to improve the speed of computation by parallelizing by dimension the calculation of the K_0 bootstrap statistics. Overall we see AJDN is comparable to other methods in terms of computation time.

In Table 10 we present the average computational time in seconds for each iteration of selected power simulations for different methods. Each method was not explicitly parallelized, so T does not reflect potential improvements in speed that could be achieved via parallelization.

		Scenario 1					Scenario 2				
p	Δ	γ	AJDN	LOCLIN	DBLCUSUM	INSPECT	γ	AJDN	LOCLIN	DBLCUSUM	INSPECT
10	2	0.200	3	201	11	3	0.400	3	201	10	3
		0.316	3	233	10	3	0.316	3	201	10	3
		1.000	4	205	11	3	1.000	4	233	9	3
	5	0.200	3	201	11	3	0.400	4	202	10	3
		0.316	4	201	11	3	0.316	4	199	10	3
		1.000	5	204	11	3	1.000	5	200	10	3
100	2	0.020	43	244	41	41	0.040	42	244	41	39
		0.100	45	244	41	40	0.100	44	245	41	40
		1.000	73	245	42	41	0.377	53	240	37	33
	5	0.020	43	246	42	41	0.040	44	245	41	39
		0.100	46	245	41	41	0.100	46	246	41	39
		1.000	88	244	42	40	1.000	117	251	104	43

Table 10: *Average compute times in seconds for for power simulations with error process (GS), $n = 1000$, $\alpha = .05$.*

F Technical Appendix

In this section we provide additional theoretical results and detailed proofs for the theoretical results in the main body of the paper.

F.1 The uniform consistency of $\hat{\sigma}_{r,t}^2$.

Proposition 1 *Assume conditions (M), (A), (B), then*

$$\| \max_{1 \leq r \leq p} \sup_{t \in T_r} (\hat{\sigma}_{r,t}^2 - \mathbb{E} \hat{\sigma}_{r,t}^2) \|_{\log pn} = O((n \bar{s}_{\min})^{-1/2} \log^{7/2}(pn)).$$

Proof of Proposition 1

Write

$$\bar{\beta}_{r,left}(t) = \frac{1}{|K_{r,left}(t)|} \sum_{i \in K_{r,left}(t)} \beta_r(t_i), \quad \bar{\epsilon}_{r,left}(t) = \frac{1}{|K_{r,left}(t)|} \sum_{i \in K_{r,left}(t)} \epsilon_{r,i}. \quad (\text{F.65})$$

Notice that

$$\begin{aligned} \sum_{i \in K_{r, \text{left}}(t)} (y_{r,i} - \bar{y}_{r, \text{left}}(t))^2 &= \sum_{i \in K_{r, \text{left}}(t)} (\beta_r(t_i) - \bar{\beta}_{r, \text{left}}(t) + \epsilon_{r,i} - \bar{\epsilon}_{r, \text{left}}(t))^2 \\ &:= I_r(t) + II_r(t) + III_r(t), \end{aligned} \quad (\text{F.66})$$

where

$$I_r(t) = \sum_{i \in K_{r, \text{left}}(t)} (\beta_r(t_i) - \bar{\beta}_{r, \text{left}}(t))^2, \quad II_r(t) = \sum_{i \in K_{r, \text{left}}(t)} (\epsilon_{r,i} - \bar{\epsilon}_{r, \text{left}}(t))^2, \quad (\text{F.67})$$

$$III_r(t) = 2 \sum_{i \in K_{r, \text{left}}(t)} (\beta_r(t_i) - \bar{\beta}_{r, \text{left}}(t))(\epsilon_{r,i} - \bar{\epsilon}_{r, \text{left}}(t)). \quad (\text{F.68})$$

Notice that $\mathbb{E}III_r(t) = 0$, therefore

$$\sum_{i \in K_{r, \text{left}}(t)} (y_{r,i} - \bar{y}_{r, \text{left}}(t))^2 - \mathbb{E} \sum_{i \in K_{r, \text{left}}(t)} (y_{r,i} - \bar{y}_{r, \text{left}}(t))^2 = II_r(t) - \mathbb{E}II_r(t) + III_r(t). \quad (\text{F.69})$$

Since $|K_{r, \text{left}}(t)| \in [n\bar{s}_r - n\underline{s}_r - 2, n\bar{s}_r - n\underline{s}_r]$, we have that uniformly for $t \in [\bar{s}_r, 1 - \bar{s}_r]$ and $1 \leq r \leq p$, $|K_{r, \text{left}}(t)| \asymp n\bar{s}_r$. Similarly results hold for $|K_{r, \text{right}}(t)|$. Therefore Lemma 2 gives

$$\left\| \max_{1 \leq r \leq p} \sup_{t \in [\bar{s}_r, 1 - \bar{s}_r]} \left| \frac{II_r(t) - \mathbb{E}II_r(t)}{\sqrt{|K_r(t)|}} \right| \right\|_{\log(pn)} = O(\log^{7/2}(pn)), \quad (\text{F.70})$$

where we write $K_r(t) = K_{r, \text{left}}(t) + K_{r, \text{right}}(t)$ for short. By (F.65), it follows that

$$III_r(t) = 2 \sum_{i \in K_{r, \text{left}}(t)} (\beta_r(t_i) - \bar{\beta}_r(t))\epsilon_{r,i}. \quad (\text{F.71})$$

Now using similar but easier argument to Lemma 2, it could be shown that

$$\left\| \max_{1 \leq r \leq p} \sup_{t \in [\bar{s}_r, 1 - \bar{s}_r]} \frac{|III_r(t)|}{\sqrt{|K_r(t)|}} \right\|_{\log(pn)} = O(\log^{5/2}(pn)) \quad (\text{F.72})$$

Combing (F.69), (F.70) and (F.72) we have

$$\begin{aligned} \left\| \max_{1 \leq r \leq p} \sup_{t \in [\bar{s}_r, 1 - \bar{s}_r]} \frac{\left| \sum_{i \in K_{r, \text{left}}(t)} (y_{r,i} - \bar{y}_{r, \text{left}}(t))^2 - \mathbb{E} \sum_{i \in K_{r, \text{left}}(t)} (y_{r,i} - \bar{y}_{r, \text{left}}(t))^2 \right|}{\sqrt{|K_r(t)|}} \right\|_{\log(pn)} \\ = O(\log^{7/2}(pn)). \end{aligned} \quad (\text{F.73})$$

Similar results hold for $\sum_{i \in K_{r, \text{right}}(t)} (y_{r,i} - \bar{y}_{r, \text{right}}(t))^2$. As a result, the proposition follows from the fact that uniformly for $t \in [0, 1]$ and $1 \leq r \leq p$, $|K_r(t)| \asymp n\bar{s}_r$, the definition of $\hat{\sigma}_{r,t}^2$ and the triangle inequality. \square

Lemma 1 *Recall the definition of $II(t)$ in (F.66). Under conditions (A) and (B)*

$$\max_{1 \leq r \leq p} \sup_{t \in [\bar{s}_r, 1 - \bar{s}_r]} \left\| \frac{II_r(t) - \mathbb{E}II_r(t)}{\sqrt{n\bar{s}_r}} \right\|_{\log p} = O(\log^{7/2} p). \quad (\text{F.74})$$

Proof of Lemma 1

Elementary calculations show that

$$II_r(t) = \sum_{i \in K_{r, \text{left}}(t)} \epsilon_{r,i}^2 - |K_{r, \text{left}}(t)| (\bar{\epsilon}_{r, \text{left}}(t))^2 := II_{r,1}(t) - II_{r,2}(t), \quad (\text{F.75})$$

where $II_{r,1}(t)$ and $II_{r,2}(t)$ are defined in an obvious way and $\bar{\epsilon}_{r, \text{left}}(t)$ is defined in Proposition 1.

Notice that

$$\|II_{r,1}(t) - \mathbb{E}II_{r,1}(t)\|_{\log p} = \left\| \sum_{i \in K_{r, \text{left}}(t)} \sum_{j=0}^{\infty} \mathcal{P}_{i-j} \epsilon_{r,i}^2 \right\|_{\log p} \leq \sum_{j=0}^{\infty} \left\| \sum_{i \in K_{r, \text{left}}(t)} \mathcal{P}_{i-j} \epsilon_{r,i}^2 \right\|_{\log p} \quad (\text{F.76})$$

By Burkholder inequality of martingale difference (**rio2009moment**), we have

$$\left\| \sum_{i \in K_{r, \text{left}}(t)} \mathcal{P}_{i-j} \epsilon_{r,i}^2 \right\|_{\log p}^2 \leq C \log p \sum_{K_{r, \text{left}}(t)} \|\mathcal{P}_{i-j} \epsilon_{r,i}^2\|_{\log p}^2 \leq C \log p \sum_{K_{r, \text{left}}(t)} \|\epsilon_{r,i}^2 - (\epsilon_{r,i}^{(i-j)})^2\|_{\log p}^2 \quad (\text{F.77})$$

for some large constant C , where the last inequality is due to (i) of Theorem 1 of **wu2005nonlinear**.

As a consequence,

$$|\epsilon_{r,i}^2 - (\epsilon_{r,i}^{(i-j)})^2|_{\log p} = |\epsilon_{r,i} + \epsilon_{r,i}^{(i-j)}|_{\log p} |\epsilon_{r,i} - \epsilon_{r,i}^{(i-j)}|_{\log p - 1/2} |\epsilon_{r,i} - \epsilon_{r,i}^{(i-j)}|^{1/2} \quad (\text{F.78})$$

By Cauchy inequality, we have

$$\begin{aligned} (\mathbb{E}|\epsilon_{r,i}^2 - (\epsilon_{r,i}^{(i-j)})^2|_{\log p})^2 &\leq \mathbb{E}(|\epsilon_{r,i} + \epsilon_{r,i}^{(i-j)}|^{2 \log p} |\epsilon_{r,i} - \epsilon_{r,i}^{(i-j)}|^{2 \log p - 1}) \mathbb{E}|\epsilon_{r,i} - \epsilon_{r,i}^{(i-j)}| \\ &\leq \mathbb{E}^{1/2}(|\epsilon_{r,i} + \epsilon_{r,i}^{(i-j)}|^{4 \log p}) \mathbb{E}^{1/2}(|\epsilon_{r,i} - \epsilon_{r,i}^{(i-j)}|^{4 \log p - 2}) \mathbb{E}|\epsilon_{r,i} - \epsilon_{r,i}^{(i-j)}|, \end{aligned} \quad (\text{F.79})$$

which by condition (A3),

$$\|\epsilon_{r,i}^2 - (\epsilon_{r,i}^{(i-j)})^2\|_{\log p}^{2\log p} \leq \|\epsilon_{r,i} + \epsilon_{r,i}^{(i-j)}\|_{4\log p}^{2\log p} \|\epsilon_{r,i} - \epsilon_{r,i}^{(i-j)}\|_{4\log p-2}^{2\log p-1} \delta_1(L, j) \quad (\text{F.80})$$

On the other hand, since $x/s > \log(x/s)$ for any $x > 0$ and $s > 0$. By condition (A2), $t_0^s \|L_r(t, \mathcal{F}_0)\|_s^s < Cs^s$ for $1 \leq r \leq p, t \in [0, 1]$ and any $s > 0$. As a result, there exists a constant c_0 such that $\|\epsilon_{r,i}\|_{\log p} \leq c_0 \log p$ for $p \geq e$. This together with (F.80), triangle inequality and condition (A3) yields that uniformly for i ,

$$\|\epsilon_{r,i}^2 - (\epsilon_{r,i}^{(i-j)})^2\|_{\log p} \leq C \log^2 p \delta_1^{1/\log p}(L, j) \leq C \log^2 p \chi^{\frac{j}{\log p}}. \quad (\text{F.81})$$

Together with (F.77) and the definition of $K_{r, \text{left}}(t)$, we shall see that for all $t \in [0, 1]$,

$$\left\| \sum_{i \in K_{r, \text{left}}(t)} \mathcal{P}_{i-j} \epsilon_{r,i}^2 \right\|_{\log p}^2 \leq C \log p n \bar{s}_r (\log^2 p \chi^{\frac{j}{\log p}})^2. \quad (\text{F.82})$$

Therefore $\left\| \sum_{i \in K_{r, \text{left}}(t)} \mathcal{P}_{i-j} \epsilon_{r,i}^2 \right\|_{\log p} \leq C \log^{5/2} p \sqrt{n \bar{s}_r} \chi^{\frac{j}{\log p}}$. Together with (F.76), we get uniformly for $1 \leq r \leq p$ and $t \in [0, 1]$,

$$\|II_{r,1}(t) - \mathbb{E}II_{r,1}(t)\|_{\log p} \leq C \log^{5/2} p \sqrt{n \bar{s}_r} \frac{1}{1 - \chi^{\frac{1}{\log p}}} \leq C \log^{7/2} p \sqrt{n \bar{s}_r}, \quad (\text{F.83})$$

where for the last inequality we have used Taylor expansion.

For $II_{r,2}(t)$, observe that $\|(\bar{\epsilon}_{r, \text{left}}(t))^2\|_{\log p} = \|\bar{\epsilon}_{r, \text{left}}(t)\|_{2\log p}^2$. Using similar arguments to the analysis of $II_{r,1}(t)$, we can verify that $\|\bar{\epsilon}_{r, \text{left}}(t)\|_{2\log p} = O((n \bar{s}_r)^{1/2} \log^{5/2} p)$. Therefore

$$\|II_{r,2}(t)\|_{\log p} = O(\log^5 p). \quad (\text{F.84})$$

Notice that this also shows that $\mathbb{E}|II_{r,2}(t)|$ is bounded. Together with eq. (F.83), eq. (F.84) and triangle inequality, the lemma follows. \square

Lemma 2 *Recall the definition of $II(t)$ in (F.66). Under conditions (A) and (B),*

$$\left\| \max_{1 \leq r \leq p} \sup_{t \in [\bar{s}_r, 1 - \bar{s}_r]} \left| \frac{II_r(t) - \mathbb{E}II_r(t)}{\sqrt{n \bar{s}_r}} \right| \right\|_{\log(pn)} = O(\log^{7/2}(pn)) \quad (\text{F.85})$$

Proof of Lemma 2

Following the proof of Lemma 1, we have

$$\max_{1 \leq r \leq p} \sup_{t \in [\bar{s}_r, 1 - \bar{s}_r]} \left\| \frac{II_r(t) - \mathbb{E}II_r(t)}{\sqrt{n\bar{s}_r}} \right\|_{\log(pn)} = O(\log^{7/2}(pn)). \quad (\text{F.86})$$

We now argue that for given n, r , there are at most $3n$ distinct $K_{r, \text{left}}(t)$. This is because i could be integers. For any given i_0 , if it is the smallest integer in $K_{r, \text{left}}(t^*) = \{i : \lceil nt^* - n\bar{s}_r \rceil \leq i \leq \lfloor nt^* - n\underline{s}_r \rfloor\}$ for some t^* , i.e.,

$$i_0 = \lceil nt^* - n\bar{s}_r \rceil, \quad i_1 = \lfloor nt^* - n\underline{s}_r \rfloor,$$

where i_1 is the maximum index in $K_{r, \text{left}}(t^*)$, then

$$i_1 - i_0 = \lfloor nt^* - n\underline{s}_r \rfloor - \lceil nt^* - n\bar{s}_r \rceil \in [n\bar{s}_r - n\underline{s}_r - 2, n\bar{s}_r - n\underline{s}_r]. \quad (\text{F.87})$$

Since the above interval has length 2, $i_1 - i_0$ covers at most three integers. Therefore, for each i_0 there are at most three possible i_1 's such that i_0 and i_1 are smallest and largest integers in $K_{r, \text{left}}(t)$ for some $t \in [\bar{s}_r, 1 - \bar{s}_r]$, and the total number of such distinct pairs i_0 and i_1 are $3n$. On the other hand, each pair of (i_0, i_1) determines the set of $K_{r, \text{left}}(\cdot)$ which means that there exists a collection $\mathcal{T}_{r, n}, |\mathcal{T}_{r, n}| \leq 3n$ such that

$$\left\| \max_{1 \leq r \leq p} \sup_{t \in [\bar{s}_r, 1 - \bar{s}_r]} \left| \frac{II_r(t) - \mathbb{E}II_r(t)}{\sqrt{n\bar{s}_r}} \right| \right\|_{\log(pn)} = \left\| \max_{1 \leq r \leq p} \sup_{t \in \mathcal{T}_{r, n}} \left| \frac{II_r(t) - \mathbb{E}II_r(t)}{\sqrt{n\bar{s}_r}} \right| \right\|_{\log(pn)}. \quad (\text{F.88})$$

Observing the following identity

$$\max_{1 \leq i \leq N} |X_i|^v \leq \sum_{1 \leq i \leq N} |X_i|^v \quad (\text{F.89})$$

for any random variables $\{X_i\}$, positive integers N and positive number v . Therefore

$$\left\| \max_{1 \leq i \leq N} |X_i| \right\|_v \leq N^{1/v} \max_i \|X_i\|_v. \quad (\text{F.90})$$

Now (F.88) and (F.90) yields that

$$\left\| \max_{1 \leq r \leq p} \sup_{t \in [\bar{s}_r, 1 - \bar{s}_r]} \left| \frac{II_r(t) - \mathbb{E}II_r(t)}{\sqrt{n\bar{s}_r}} \right| \right\|_{\log(pn)} \leq (3np)^{\frac{1}{\log(pn)}} \max_{1 \leq r \leq p} \sup_{t \in [\bar{s}_r, 1 - \bar{s}_r]} \left\| \frac{II_r(t) - \mathbb{E}II_r(t)}{\sqrt{n\bar{s}_r}} \right\|_{\log(pn)}, \quad (\text{F.91})$$

which together with (F.86) proves the lemma. \square

Proposition 2 *Assume conditions (M), (A), (B), then*

$$\max_{1 \leq r \leq p} \sup_{t \in (T_{r,d} \cup_i d_{r,i}) \cap T_{r,c}} |\mathbb{E}\hat{\sigma}_{r,t}^2 - \sigma_r^2(t)| = O(\bar{s}_{\max}^2 + \frac{1}{n\bar{s}_{\min}}). \quad (\text{F.92})$$

Proof of Proposition 2

By the proof of Proposition 1, we have

$$\mathbb{E} \left(\sum_{i \in K_{r,left}} (y_{r,i} - \bar{y}_{r,left}(t))^2 \right) = I_{r,left}(t) + \mathbb{E}(II_{r,left}(t)), \quad (\text{F.93})$$

where as defined in $I_r(t)$ and $II_r(t)$ of Proposition 1,

$$I_{r,left}(t) = \sum_{i \in K_{r,left}(t)} (\beta_r(t_i) - \bar{\beta}_{r,left}(t))^2, II_{r,left}(t) = \sum_{i \in K_{r,left}(t)} (\epsilon_{r,i} - \bar{\epsilon}_{r,left}(t))^2. \quad (\text{F.94})$$

By condition (M), it is not hard to see that

$$\max_{1 \leq r \leq p} \sup_{t \in (T_{r,d} \cup_i d_{r,i}) \cap T_{r,c}} |I_{r,left}(t)| / |K_{r,left}(t)| = O(\bar{s}_{\max}^2) \quad (\text{F.95})$$

Similarly we could define $I_{r,right}(t)$ and $II_{r,right}(t)$, and obtain that

$$\max_{1 \leq r \leq p} \sup_{t \in T_{r,d} \cup_i d_{r,i}} |I_{r,right}(t)| / |K_{r,right}(t)| = O(\bar{s}_{\max}^2). \quad (\text{F.96})$$

On the other hand, notice that

$$\begin{aligned} II_{r,left}(t) &= \sum_{i \in K_{r,left}(t)} \epsilon_{r,i}^2 - |K_{r,left}(t)| \bar{\epsilon}_{r,left}^2(t), \\ II_{r,right}(t) &= \sum_{i \in K_{r,rihgtt}(t)} \epsilon_{r,i}^2 - |K_{r,right}(t)| \bar{\epsilon}_{r,left}^2(t). \end{aligned} \quad (\text{F.97})$$

By the mean value theorem and the piece-wise Lipschitz continuity condition (A5) for variance, we have

$$\max_{1 \leq r \leq p} \sup_{t \in T_{r,c}} \left| \frac{\sum_{i \in K_{r,left}(t)} \mathbb{E} \epsilon_{r,i}^2 + \sum_{i \in K_{r,right}(t)} \mathbb{E} \epsilon_{r,i}^2}{|K_{r,left}(t)| + |K_{r,right}(t)|} - \sigma_r^2(t) \right| = O(\bar{s}_{\max}^2 + \frac{1}{n \bar{s}_{\min}}). \quad (\text{F.98})$$

Following the proof of Lemma 5 of **zhou2010simultaneous**, we shall see that

$$\max_{1 \leq r \leq p} \mathbb{E}(\epsilon_{r,i} \epsilon_{r,j}) = O(\chi^{|i-j|}), \quad (\text{F.99})$$

which yields that

$$\begin{aligned} \max_{1 \leq r \leq p} \sup_{t \in [\bar{s}_r, 1 - \bar{s}_r]} |K_{r,left}(t)| \mathbb{E} \bar{\epsilon}_{r,left}^2(t) &= O(1) \\ \max_{1 \leq r \leq p} \sup_{t \in [\bar{s}_r, 1 - \bar{s}_r]} |K_{r,right}(t)| \mathbb{E} \bar{\epsilon}_{r,right}^2(t) &= O(1), \end{aligned} \quad (\text{F.100})$$

which together with (F.98) leads to

$$\max_{1 \leq r \leq p} \sup_{t \in T_{r,c}} \left| \frac{\mathbb{E} I I_{r,left}(t) + \mathbb{E} I I_{r,right}(t)}{|K_{r,left}(t)| + |K_{r,right}(t)|} - \sigma_r^2(t) \right| = O(\bar{s}_{\max}^2 + \frac{1}{n \bar{s}_{\min}}). \quad (\text{F.101})$$

By (F.93), (F.95), (F.96) and the definition of $\hat{\sigma}_{r,t}^2$ desired result follows. \square

Corollary 1 *Assume (M), (A), (B), then there exist constants c_0 and c_1 such that*

$$M_1 \leq \mathbb{E} \hat{\sigma}_{r,t}^2 \leq M_2 \quad (\text{F.102})$$

for $1 \leq r \leq p$ and $t \in [\bar{s}_r, 1 - \bar{s}_r]$ for $n \geq 2$.

Proof of Corollary 1

Recall the definition of $I_{r,left}(t)$, $I_{r,right}(t)$, $II_{r,left}(t)$, $II_{r,right}(t)$ in Proposition 2. By condition (M), it follows that for $1 \leq r \leq p$ and $t \in [\bar{s}_r, 1 - \bar{s}_r]$, $|I_{r,left}(t)|/|K_{r,\cdot}(t)|$ and $|I_{r,right}(t)|/|K_{r,\cdot}(t)|$ are uniformly bounded. Meanwhile, $I_{r,left}(t)$ and $I_{r,right}(t)$ are nonnegative for $1 \leq r \leq p$. Observing (F.97) and (F.100), by condition (A5) we have for n sufficiently large, there exist positive constants \tilde{M}_1 and \tilde{M}_2 such that $\tilde{M}_1 \leq \mathbb{E} II_{r,left}(t)/|K_{r,\cdot}(t)| \leq \tilde{M}_2$ and $\tilde{M}_1 \leq \mathbb{E} II_{r,right}(t)/|K_{r,\cdot}(t)| \leq \tilde{M}_2$ uniformly for $1 \leq r \leq p$ and $t \in [\bar{s}_r, 1 - \bar{s}_r]$. By the definition of $\hat{\sigma}_r^2(t)$ the result follows. \square

F.2 Additional estimation accuracy technical results

Recall that $\tilde{G}(t, s, r) = \frac{1}{\sqrt{ns}} \sum_{j=1}^n \beta_r(j/n) W(\frac{j/n-t}{s})$. Then according to Proposition H.1 and H.2 of **wu2019multiscale**, we have the following important result.

Proposition 3 *Assume (W) and (M). Consider scale s satisfies that $ns^2 \rightarrow \infty$ and $s \rightarrow 0$. Consider $\tilde{G}(t, s, r)$, assuming that $s \leq \min_{2 \leq i \leq m_{r,n}} (d_{r,i} - d_{r,i-1})/2$ if $m_{r,n} \geq 2$, and $s \leq d_{r,1} \leq d_{r,m_{r,n}} \leq 1 - s$ if $m_{r,n} \geq 1$. Then uniformly for all $t \in [d_{r,i} - s, d_{r,i} + s]$, $1 \leq i \leq m_{r,n}$, we have*

$$\tilde{G}(t, s, r) = \sqrt{ns} \Delta_{r,i,n} + O(\sqrt{ns}(s + \frac{1}{ns})) \quad (\text{F.103})$$

where $\Delta_{r,i,n} = \beta_r(d_{r,i}-) - \beta_r(d_{r,i}+)$, and if $t \in (d_{r,i} + s, d_{r,i+1} - s]$, $0 \leq i \leq m_{r,n}$ then

$$\tilde{G}(t, s, r) = O(\sqrt{ns}(s^{k+1} + \frac{1}{ns})). \quad (\text{F.104})$$

Further assume that $\frac{|\Delta_{r,i,n}|}{s + \frac{1}{ns}} \rightarrow \infty$. Then uniformly for $|t - d_{r,i}| \leq s$, $1 \leq i \leq m_{r,n}$ we have that (i)

$$\begin{aligned} \tilde{G}^2(t, s, r) - \tilde{G}^2(d_{r,i}, s, r) &= \sqrt{ns} \Delta_{r,i,n}^2 \left(\left(\int_{-\infty}^{\frac{d_{r,i}-t}{s}} W(u) du \right)^2 - \left(\int_{-\infty}^0 W(u) du \right)^2 \right) \\ &\quad + O(\sqrt{ns} \Omega_{n,i}(t)), \end{aligned} \quad (\text{F.105})$$

where

$$\Omega_{n,i}(t) = |\Delta_{r,i,n}| s^{-1} (d_{r,i} - t)^2 + |\Delta_{r,i,n}| |d_{r,i} - t| + |\Delta_{r,i,n}| s^{k+1} + \frac{|\Delta_{r,i,n}|}{ns}, \quad (\text{F.106})$$

and $(\int_{-\infty}^{\frac{d_{r,i}-t}{s}} W(u) du)^2 - (\int_{-\infty}^0 W(u) du)^2 \leq 0$;

and (ii)

$$|\tilde{G}(t, s, r) - \tilde{G}(d_{r,i}, s, r)| = O\left(\sqrt{ns} \left(\left| \frac{\Delta_{r,i,n}(d_{r,i} - t)}{s} \right| + s + \frac{1}{ns} \right)\right) \quad (\text{F.107})$$

Proof of Proposition 3

The first two assertions follow from Propositions I.1 and I.2d of **wu2019multiscale**. □

Proposition 4 *Under the conditions of Theorem 4 we have*

$$\mathbb{P}(\max_{i,j,r} \max_v \sup_{h_n \leq |t_i - d_{r,v}| \leq s_j} (G^2(t_i, s_{r,j}, r) - G^2(d_{r,v}, s_{r,j}, r)) > 0) \rightarrow 0 \quad (\text{F.108})$$

Proof of Proposition 4

By Proposition 1 and Corollary 1, $\hat{\sigma}_{r,t}^2$ has a uniform strictly positive lower bound with probability going to 1 as sample size increases. It suffices to show that

$$\mathbb{P}(\max_{i,j,r} \max_v \sup_{h_n \leq |t_i - d_{r,v}| \leq \bar{s}_r} (H^2(t_i, s_{r,j}, r) \hat{\sigma}_{r,d_{r,v}}^2 - H^2(d_{r,v}, s_{r,j}, r) \hat{\sigma}_{r,t_i}^2) > 0) \rightarrow 0 \quad (\text{F.109})$$

Notice that

$$\begin{aligned} & H^2(t_i, s_{r,j}, r) \hat{\sigma}_{r,d_{r,v}}^2 - H^2(d_{r,v}, s_{r,j}, r) \hat{\sigma}_{r,t_i}^2 \\ &= H^2(d_{r,v}, s_{r,j}, r) (\hat{\sigma}_{r,d_{r,v}}^2 - \hat{\sigma}_{r,t_i}^2) + \hat{\sigma}_{r,d_{r,v}}^2 (H^2(t_i, s_{r,j}, r) - H^2(d_{r,v}, s_{r,j}, r)). \end{aligned} \quad (\text{F.110})$$

We first show

$$\mathbb{P}(\max_{i,j,r,v} \hat{\sigma}_{r,d_{r,v}}^2 (H^2(t_i, s_{r,j}, r) - H^2(d_{r,v}, s_{r,j}, r)) < 0) \rightarrow 1. \quad (\text{F.111})$$

Notice that

$$H^2(t_i, s_{r,j}, r) - H^2(d_{r,v}, s_{r,j}, r) = I_{r,v}(t_i, s_{r,j}) + II_{r,v}(t_i, s_{r,j}) + III_{r,v}(t_i, s_{r,j}) \quad (\text{F.112})$$

where

$$I_{r,v}(t_i, s_{r,j}) = \tilde{G}^2(t_i, s_{r,j}, r) - \tilde{G}^2(d_{r,v}, s_{r,j}, r), \quad (\text{F.113})$$

$$II_{r,v}(t_i, s_{r,j}) = 2\tilde{G}(t_i, s_{r,j}, r)\tilde{H}(t_i, s_{r,j}, r) - 2\tilde{G}(d_{r,v}, s_{r,j}, r)\tilde{H}(d_{r,v}, s_{r,j}, r) \quad (\text{F.114})$$

$$III_{r,v}(t_i, s_{r,j}) = \tilde{H}^2(t_i, s_{r,j}, r) - \tilde{H}^2(d_{r,v}, s_{r,j}, r) \quad (\text{F.115})$$

By Proposition 3, similar argument of Proof of Theorem 3.2 in the supplementary material of **wu2019multiscale** and similar argument to Equation (F.164), it can be shown that there exists a $\eta > 0$ such that for all r, i, j, v satisfying $h_n \leq |t_i - d_{r,v}| \leq s_{r,j}$,

$$I_{r,v}(t_i, s_{r,j}) \leq -\eta \left(\frac{|t_i - d_{r,v}|}{s_{r,j}} \right)^2 n s_{r,j} \underline{\Delta}^2 \quad (\text{F.116})$$

Notice that

$$II_{r,v}(t_i, s_{r,j}) = II_{r,v,1}(t_i, s_{r,j}) + II_{r,v,2}(t_i, s_{r,j}), \quad (\text{F.117})$$

$$II_{r,v,1}(t_i, s_{r,j}) = 2\tilde{G}(t_i, s_{r,j}, r)(\tilde{H}(t_i, s_{r,j}, r) - \tilde{H}(d_{r,v}, s_{r,j}, r)), \quad (\text{F.118})$$

$$II_{r,v,2}(t_i, s_{r,j}) = 2\tilde{H}(d_{r,v}, s_{r,j}, r)(\tilde{G}(t_i, s_{r,j}, r) - \tilde{G}(d_{r,v}, s_{r,j}, r)). \quad (\text{F.119})$$

By similar argument of proof of Theorem 2 of **wu2019multiscale**, we shall see that with

$$\left\| \max_{i,j,r} \max_v \sup_{\substack{h_n \leq |t_i - d_{r,v}| \leq s_{r,j}, \\ s_{j,r} \in [\underline{s}_r, \bar{s}_r]}} \left| \frac{II_{r,v,1}(t_i, s_{r,j})}{2\tilde{G}(t_i, s_{r,j}, r)(\frac{|t_i - d_{r,v}|}{s_{r,j}})} \right| \right\|_{\log(pn)} = \log^{5/2}(pn), \quad (\text{F.120})$$

$$\left\| \max_{i,j,r} \max_v \sup_{\substack{h_n \leq |t_i - d_{r,v}| \leq s_{r,j}, \\ s_{j,r} \in [\underline{s}_r, \bar{s}_r]}} \left| \frac{II_{r,v,2}(t_i, s_{r,j})}{2(\tilde{G}(t_i, s_{r,j}, r) - \tilde{G}(d_{r,v}, s_{r,j}, r))} \right| \right\|_{\log(pn)} = \log^{5/2}(pn), \quad (\text{F.121})$$

and

$$\left\| \max_{i,j,r} \max_v \sup_{\substack{h_n \leq |t_i - d_{r,v}| \leq s_{r,j}, \\ s_{j,r} \in [\underline{s}_r, \bar{s}_r]}} \left| \frac{III_{r,v,1}(t_i, s_{r,j})}{\frac{|t_i - d_{r,v}|}{s_{r,j}}} \right| \right\|_{\log(pn)} = \log^5(pn), \quad (\text{F.122})$$

Consider the event

$$\begin{aligned} \alpha_n(\eta_0) := \{ & (H^2(t_i, s_{r,j}, r) - H^2(d_{r,v}, s_{r,j}, r)) \leq -\eta_0 \left(\frac{|t_i - d_{r,v}|}{s_{r,j}} \right)^2 n s_{r,j} \underline{\Delta}^2, \\ & \forall h_n \leq |t_i - d_{r,v}| \leq \bar{s}_r, i, j, r, v \} \end{aligned} \quad (\text{F.123})$$

Since $\sqrt{\frac{\bar{s}_{\max} \log^5(pn)}{n \underline{\Delta}^2}} = o(h_n)$, by the estimate (F.112), (F.120)-(F.121) there exists a small but positive $\eta_0 > 0$ such that

$$\mathbb{P}(\alpha_n(\eta_0)) \rightarrow 1 \quad (\text{F.124})$$

which shows (F.111). We now show that

$$\mathbb{P}(|H^2(d_{r,v}, s_{r,j}, r)(\hat{\sigma}_{r,d_{r,v}}^2 - \hat{\sigma}_{r,t_i}^2)| < |\hat{\sigma}_{r,d_{r,v}}^2(H^2(t_i, s_{r,j}, r) - H^2(d_{r,v}, s_{r,j}, r))|, \forall i, j, r, v) \rightarrow 1. \quad (\text{F.125})$$

By the proofs of Proposition 1 we can show that

$$\left\| \max_{i,j,r} \max_v \sup_{h_n \leq |t_i - d_{r,v}| \leq s_{r,j}} \frac{|\hat{\sigma}_{r,t_i}^2 - \hat{\sigma}_{r,d_{r,v}}^2 - \mathbb{E}(\hat{\sigma}_{r,t_i}^2 - \hat{\sigma}_{r,d_{r,v}}^2)|}{\sqrt{n|t_i - d_{r,v}|}} \right\|_{\log p} = ((n\bar{s}_{\min})^{-1} \log^{7/2}(pn)) \quad (\text{F.126})$$

by using the fact that in the numerator there are $O(n|t_i - d_{r,v}|)$ of summands after cancellation.

On the other hand, straightforward calculations using (A5) yield that

$$\max_{i,j,r} \max_v \sup_{h_n \leq |t_i - d_{r,v}| \leq s_{r,j}} |\mathbb{E}(\hat{\sigma}_{r,t_i}^2 - \hat{\sigma}_{r,d_{r,v}}^2)| \leq C|t_i - d_{r,v}| \quad (\text{F.127})$$

for some universal constant C . Recall the event $A_{v_n,n} = \{\max_{1 \leq r \leq p} \sup_{t \in T_r} |\hat{\sigma}_{r,t}^2 - \mathbb{E}\hat{\sigma}_r^2(t)| \leq v_n(n\bar{s}_{\min})^{-1/2} \log^{7/2}(pn)\}$ with $v_n(n\bar{s}_{\min})^{-1/2} \log^{7/2}(pn) = o(1)$ for some $v_n \rightarrow \infty$. Define the event

$$\begin{aligned} \beta_n(g_n) &:= \{|\hat{\sigma}_{r,t_i}^2 - \hat{\sigma}_{r,d_{r,v}}^2| \leq g_n(|t_i - d_{r,v}| + \frac{\sqrt{|t_i - d_{r,v}|} \log^{7/2}(pn)}{n^{1/2}\bar{s}_{\min}}) \\ &\quad \forall h_n \leq |t_i - d_{r,v}| \leq \bar{s}_r, i, j, r, v\} \end{aligned} \quad (\text{F.128})$$

For any $g_n \rightarrow \infty$, Equation (F.126)-Equation (F.127) yields that

$$\mathbb{P}(\beta_n(g_n)) \rightarrow 1. \quad (\text{F.129})$$

By (22) and Proposition 3, the fact that $H(d_{r,v}, s_{r,j}, r) = \tilde{H}(d_{r,v}, s_{r,j}, r) + \tilde{G}(d_{r,v}, s_{r,j}, r)$ and $\|\tilde{H}(d_{r,v}, s_{r,j}, r)\|_{\log(pn)} = \log^{5/2}(pn)$ (which can be obtained by the proof of Lemma 1), we have that there exists constants $M_1 \leq M_2$, such that $\mathbb{P}(\gamma_n(M)) \rightarrow 1$ where $M = (M_1, M_2)$ and

$$\gamma_n(M) := \{M_1 n s_{r,j} \Delta_{r,i,n}^2 \leq H^2(d_{r,v}, s_{r,j}, r) \leq M_2 n s_{r,j} \Delta_{r,i,n}^2, \forall h_n \leq |t_i - d_{r,v}| \leq \bar{s}_r, i, j, r, v\} \quad (\text{F.130})$$

It is easy to verify that if $\bar{s}_{\max}^2 = o(h_n)$ and $(\frac{\bar{s}_{\max}^2 \log^{7/2}(pn)}{n^{1/2}\bar{s}_{\min}})^{3/2} = o(h_n)$ then

$$\frac{n|t_i - d_{r,v}|^2}{s_r} \underline{\Delta}^2 > \left(|t - d| + \frac{\sqrt{t - d} \log^{7/2}(pn)}{n^{1/2}\bar{s}_{\min}}\right) n s \Delta^2 \quad (\text{F.131})$$

$$\begin{aligned} &\mathbb{P}(\{\max_{i,j,r} \max_v \sup_{h_n \leq |t_i - d_{r,v}| \leq \bar{s}_r} (H^2(t_i, s_{r,j}, r) \hat{\sigma}_{r,d_i}^2 - H^2(d_{r,v}, s_{r,j}, r) \hat{\sigma}_{r,t_i}^2) > 0\}) \\ &\quad \cap \alpha_n(\eta_0) \cap \beta_n(g_n) \cap \gamma_n(M) \rightarrow 0, \end{aligned} \quad (\text{F.132})$$

which finishes the proof. \square

Proposition 5 *Under the conditions of Theorem 4, we have*

$$\mathbb{P}(\min_{r,i} |G(d_{r,i}, \bar{s}_r, r)| > Crit_\alpha^{(k)} | \mathbf{Y}_i) \rightarrow_p 1 \quad (\text{F.133})$$

for all $k \in \mathbb{Z}$, where $Crit_\alpha^{(k)}$ represents the critical value generated at k_{th} iteration at level $\alpha \in (0, 1)$.

Proof of Proposition 5

It suffices to show $k = 1$. Our algorithm guarantees that $Crit_\alpha^{(k)}$ is non-increasing w.r.t. k . Combining step (i) Theorem 2 and Theorem 3 we shall see that with probability approaching 1 (as n and B diverges where B is the Bootstrap samples), with probability approaching 1, for any fixed $0 < \alpha < 1$,

$$Crit_\alpha^{(1)} = Q_\alpha(\{\hat{G}^{(l)}(\mathbf{T})_{\max}\}_{l=1}^B | (\mathbf{Y}_i))| \leq Q_{\alpha'} \left(\left| \sup_{\substack{1 \leq r \leq p \\ \underline{s}_r \leq s \leq \bar{s}_r \\ t \in T_r}} \frac{|\tilde{H}(t, s, r)|}{\sqrt{\hat{\sigma}_{r,t}^2}} \right| \right) \quad (\text{F.134})$$

where α' is any fixed number such that $\alpha \leq \alpha' < 1$. By the similar argument to Lemma 2, one can verify that

$$\left\| \sup_{\substack{1 \leq r \leq p \\ \underline{s}_r \leq s \leq \bar{s}_r \\ t \in T_r}} |\tilde{H}(t, s, r)| \right\|_2 = O(\log^{5/2}(pn)) \quad (\text{F.135})$$

By Proposition 1 and Corollary 1, $\hat{\sigma}_{r,t}^2$ has a uniform strictly positive lower bound with probability going to 1. Combining this with (F.134) and (F.135), via Markov inequality, it follows that

$$\left(\left| \sup_{\substack{1 \leq r \leq p \\ \underline{s}_r \leq s \leq \bar{s}_r \\ t \in T_r}} \frac{|\tilde{H}(t, s, r)|}{\sqrt{\hat{\sigma}_{r,t}^2}} \right| \right) = O_p(\log^{5/2}(pn)). \quad (\text{F.136})$$

$Crit_\alpha^{(1)} = O_p(\log^{5/2}(pn))$. Moreover, Proposition 1, Corollary 1, (F.134) and (F.135) also implies that

$$\left\| \sup_{\substack{1 \leq r \leq p, 1 \leq i \leq m_r \\ \underline{s}_r \leq s \leq \bar{s}_r}} |\tilde{H}(d_{r,i}, s, r)| \right\|_2 = O(\log^{5/2}(pn)) \quad (\text{F.137})$$

Since by (22) $\frac{\sqrt{n\bar{s}_{\min}\underline{\Delta}}}{\log^{5/2}(pn)} \rightarrow \infty$, (F.137) and Proposition 3 imply that there exists a small constant $c_0 > 0$ such that

$$\mathbb{P}(\min_{r,i} |G(d_{r,i}, \bar{s}_r, r)| \geq c_0 \sqrt{n\bar{s}_{\min}\underline{\Delta}}) = 1. \quad (\text{F.138})$$

Then the results follow from the condition that $\frac{\sqrt{n\bar{s}_{\min}\underline{\Delta}}}{\log^{5/2}(pn)} \rightarrow \infty$. \square

F.3 Proofs of Asymptotic Results in Section 3

Proof of Theorem 1

Define the event $A_{v_n, n} = \{\max_{1 \leq r \leq p} \sup_{t \in T_r} |\hat{\sigma}_{r,t}^2 - \mathbb{E}\hat{\sigma}_r^2(t)| \leq v_n (n\bar{s}_{\min})^{-1/2} \log^{7/2}(pn)\}$. We shall show that

$$\begin{aligned} & \mathbb{P} \left(\left| \sup_{\substack{1 \leq r \leq p \\ \underline{s}_r \leq s \leq \bar{s}_r \\ t \in I_r, I_r \in T_r}} \frac{|\tilde{H}(t, s, r)|}{\sqrt{\hat{\sigma}_{r,t}^2}} - \sup_{\substack{1 \leq r \leq p \\ 1 \leq j \leq \delta_n \\ t_i \in I_r, I_r \in T_r}} \frac{|\tilde{H}(t_i, s_{r,j}, r)|}{\sqrt{\hat{\sigma}_{r,t_i}^2}} \right| \geq x, A_{v_n, n} \right) \\ & \leq \left(\frac{C[\log^{5/2}(pn) + (\max_r \log(\bar{s}_r/\underline{s}_r) \vee 1) \log^{9/2}(pn)]}{xn\bar{s}_{\min}} + \frac{C}{x \log^\epsilon n} \right)^{\log(pn)}. \end{aligned} \quad (\text{F.139})$$

where I_r is any sub-interval of T_r . On the other hand Using Proposition 1 and Markov inequality, $\mathbb{P}(\bar{A}_{v_n, n}) = O(v_n^{-\log(pn)})$. Take $v_n = \log_n^\epsilon$ we obtain the results.

We prove the (F.139) via two steps. For simplicity we assume $\log(\bar{s}_r/\underline{s}_r) > 1$. The results will be obvious when $\log(\bar{s}_r/\underline{s}_r) \leq 1$.

Step (a). We first control the difference $\left| \sup_{\substack{1 \leq r \leq p \\ \underline{s}_r \leq s \leq \bar{s}_r \\ t \in I_r, I_r \in T_r}} \frac{|\tilde{H}(t, s, r)|}{\sqrt{\hat{\sigma}_{r,t}^2}} - \sup_{\substack{1 \leq r \leq p \\ \underline{s}_r \leq s \leq \bar{s}_r \\ t_i \in I_r, I_r \in T_r}} \frac{|\tilde{H}(t, s, r)|}{\sqrt{\hat{\sigma}_{r,t_i}^2}} \right|$. By triangle inequality,

$$\left| \sup_{\substack{1 \leq r \leq p \\ \underline{s}_r \leq s \leq \bar{s}_r \\ t \in I_r, I_r \in T_r}} \frac{|\tilde{H}(t, s, r)|}{\sqrt{\hat{\sigma}_{r,t}^2}} - \sup_{\substack{1 \leq r \leq p \\ \underline{s}_r \leq s \leq \bar{s}_r \\ t_i \in I_r, I_r \in T_r}} \frac{|\tilde{H}(t, s, r)|}{\sqrt{\hat{\sigma}_{r,t_i}^2}} \right| \leq I + II, \quad (\text{F.140})$$

where

$$I = \max_{1 \leq s \leq p} \sup_{\substack{|t_i - t| \leq n^{-1} \\ t_i \in T_r, \underline{s}_r \leq r \leq \bar{s}_r}} \left| \frac{\tilde{H}(t, s, r)}{\sqrt{\hat{\sigma}_{r,t}^2}} - \frac{\tilde{H}(t_i, s, r)}{\sqrt{\hat{\sigma}_{r,t}^2}} \right|, \quad (\text{F.141})$$

$$II = \max_{1 \leq r \leq p} \sup_{\substack{|t_i - t| \leq n^{-1} \\ t_i \in T_r, \underline{s} \leq s \leq \bar{s}}} \left| \tilde{H}(t_i, s, r) \left(\frac{1}{\sqrt{\hat{\sigma}_{r,t}^2}} - \frac{1}{\sqrt{\hat{\sigma}_{r,t_i}^2}} \right) \right|. \quad (\text{F.142})$$

By Corollary 1 and the definition of $A_{v_n, n}$, for n sufficiently large, on the event $A_{v_n, n}$ the quantity $\sqrt{\hat{\sigma}_{r,t}^2} \geq \sqrt{M_1/2}$ for all r, t , then

$$\begin{aligned} \mathbb{P}(I \geq \epsilon, A_{v_n, n}) &\leq \mathbb{P}(\max_{1 \leq r \leq p} \sup_{\substack{|t_i - t| \leq n^{-1} \\ t_i \in T_r, \underline{s}_r \leq r \leq \bar{s}_r}} \left| \tilde{H}(t, s, r) - \tilde{H}(t_i, s, r) \right| \geq x(M_1/2)^{1/2}, A_{v_n, n}) \\ &\leq (x(M_1/2)^{1/2})^{-\log(pn)} \left\| \max_{1 \leq r \leq p} \sup_{\substack{|t_i - t| \leq n^{-1} \\ t_i \in T_r, \underline{s}_r \leq r \leq \bar{s}_r}} \left| \tilde{H}(t, s, r) - \tilde{H}(t_i, s, r) \right| \right\|_{\log(pn)}^{\log(pn)}. \end{aligned} \quad (\text{F.143})$$

By definition,

$$\begin{aligned} \tilde{H}(t, s, r) - \tilde{H}(t_i, s, r) &= \frac{1}{\sqrt{ns}} \sum_{l=1}^n \epsilon_{r,l} \left(W\left(\frac{l/n - t}{s}\right) - W\left(\frac{l/n - t_i}{s}\right) \right) \\ &= - \int_{t_i}^t \frac{1}{s\sqrt{ns}} \sum_{l=1}^n \epsilon_{r,l} W'\left(\frac{l/n - u}{s}\right) du \end{aligned} \quad (\text{F.144})$$

Hence by the proof of Proposition 1,

$$\begin{aligned} &\left\| \max_{1 \leq r \leq p} \sup_{\substack{|t_i - t| \leq n^{-1} \\ t_i \in T_r}} \left| \tilde{H}(t, \underline{s}_r, r) - \tilde{H}(t_i, \underline{s}_r, r) \right| \right\|_{\log(pn)} \leq \\ &\left\| \max_{1 \leq r \leq p} \sup_{t_i \in T_r} \int_{t_i - 1/n}^{t_i + 1/n} \left| \frac{1}{\underline{s}_r \sqrt{n \underline{s}_r}} \sum_{l=1}^n \epsilon_{r,l} W'\left(\frac{l/n - u}{\underline{s}_r}\right) \right| du \right\|_{\log(pn)} = O\left(\frac{\log^{5/2}(pn)}{n \underline{s}_{\min}}\right), \end{aligned} \quad (\text{F.145})$$

where we have used (F.90) and the fact that

$$\begin{aligned} &\max_{1 \leq r \leq p, t_i \in T_r} \left\| \int_{t_i - 1/n}^{t_i + 1/n} \left| \frac{1}{\underline{s}_r \sqrt{n \underline{s}_r}} \sum_{l=1}^n \epsilon_{r,l} W'\left(\frac{l/n - u}{\underline{s}_r}\right) \right| du \right\|_{\log(pn)} \\ &\leq 2 \sup_{u \in [0, 1]} \left\| \sum_{l=1}^n \epsilon_{r,l} W'\left(\frac{l/n - u}{\underline{s}_r}\right) \right\|_{\log(pn)} / n = O\left(\frac{\log^{5/2}(pn)}{n \underline{s}_{\min}}\right), \end{aligned} \quad (\text{F.146})$$

and the rate $\frac{\log^{5/2}(pn)}{n \underline{s}_{\min}}$ can be obtained by similar but simpler arguments to Lemma 1. Notice that

on the other hand,

$$\begin{aligned}
& |\tilde{H}(t, s, r) - \tilde{H}(t_i, s, r) - (\tilde{H}(t, \underline{s}_r, r) - \tilde{H}(t_i, \underline{s}_r, r))| \\
& \leq \int_{t_i}^t \int_{\underline{s}_r}^s \left| \frac{\partial}{\partial v} \left(\frac{1}{v\sqrt{nv}} \sum_{l=1}^n \epsilon_{r,l} W' \left(\frac{l/n - u}{v} \right) \right) \right| dv du.
\end{aligned} \tag{F.147}$$

Using similar argument to (F.145), we obtain

$$\begin{aligned}
& \left\| \max_{1 \leq r \leq p} \sup_{\substack{|t_i - t| \leq n^{-1} \\ t_i \in T_r, \underline{s}_r \leq s \leq \bar{s}_r}} |\tilde{H}(t, s, r) - \tilde{H}(t_i, s, r) - (\tilde{H}(t, \underline{s}_r, r) - \tilde{H}(t_i, \underline{s}_r, r))| \right\|_{\log(pn)} \\
& = O\left(\frac{\log^{5/2}(pn)}{n \underline{s}_{\min}}\right).
\end{aligned} \tag{F.148}$$

Combining (F.143), (F.145) and (F.148), we obtain that

$$\mathbb{P}(I \geq x, A_{v_n, n}) \leq \left(\frac{C \log^{5/2}(pn)}{x n \underline{s}_{\min}} \right)^{\log(pn)}. \tag{F.149}$$

For II , on event $A_{v_n, n}$ when n is sufficiently large, we have

$$\begin{aligned}
|\tilde{H}(t_i, s, r)| \left| \frac{1}{\sqrt{\hat{\sigma}_{r,t}^2}} - \frac{1}{\sqrt{\sigma_{r,t_i}^2}} \right| & \leq \frac{2|\tilde{H}(t_i, s, r)| |\hat{\sigma}_{r,t}^2 - \hat{\sigma}_{r,t_i}^2|}{M_1 \left(\sqrt{\hat{\sigma}_{r,t}^2} + \sqrt{\hat{\sigma}_{r,t_i}^2} \right)} \\
& \leq C |\tilde{H}(t_i, s, r)| |\hat{\sigma}_{r,t}^2 - \hat{\sigma}_{r,t_i}^2|.
\end{aligned} \tag{F.150}$$

Observe that

$$\begin{aligned}
\sum_{i \in K_{r, \text{left}}(t)} (y_{r,i} - \bar{y}_{r, \text{left}}(t))^2 &= \sum_{i \in K_{r, \text{left}}(t)} y_{r,i}^2 - |K_{r, \text{left}}(t)| (\bar{y}_{r, \text{left}}(t))^2, \\
\sum_{i \in K_{r, \text{right}}(t)} (y_{r,i} - \bar{y}_{r, \text{right}}(t))^2 &= \sum_{i \in K_{r, \text{right}}(t)} y_{r,i}^2 - |K_{r, \text{right}}(t)| (\bar{y}_{r, \text{right}}(t))^2.
\end{aligned} \tag{F.151}$$

Notice that for $t \in [t_i, t_{i+1}]$, after cancelling the same terms, $\sum_{j \in K_{r, \text{left}}(t)} y_{r,j}^2 - \sum_{j \in K_{r, \text{left}}(t_i)} y_{r,j}^2$ is the summation consisting of at most four terms. Therefore we have by conditions (M) and (A),

$$\left\| \max_{1 \leq r \leq p} \sup_{t \in T_r, |t - t_i| \leq n^{-1}} \left| \left(\sum_{j \in K_{r, \text{left}}(t)} - \sum_{j \in K_{r, \text{left}}(t_i)} \right) y_{r,j}^2 \right| \right\|_{2 \log(np)} = O(\log^2(pn)).$$

Similar arguments yield that

$$\left\| \max_{1 \leq r \leq p} (n \bar{s}_r) \sup_{t \in T_r, |t - t_i| \leq n^{-1}} |(\bar{y}_{r, \text{left}}(t))^2 - (\bar{y}_{r, \text{left}}(t_i))^2| \right\|_{2 \log(np)} = O(\log^2(pn)).$$

Similar results hold for $\bar{y}_{r,right}(t)$ and $\sum_{i \in K_{r,right}(t)} y_{r,i}^2$. As a consequence, we have

$$\left\| \max_{1 \leq r \leq p} \sup_{t_i \in T_r, |t_i - t| \leq n^{-1}} |\hat{\sigma}_{r,t}^2 - \hat{\sigma}_{r,t_i}^2| \right\|_{2 \log(np)} = O\left(\frac{\log^2(pn)}{n \bar{s}_{\min}}\right) \quad (\text{F.152})$$

where we have used the fact that $|K_{r,left}(t)| \asymp n \bar{s}_r$ and $|K_{r,right}(t)| \asymp n \bar{s}_r$, the definition of $\hat{\sigma}_{r,t}^2$ and (F.151). By using similar argument to obtaining (F.145) and (F.148), it is not hard to see that

$$\begin{aligned} & \left\| \max_{1 \leq r \leq p, 1 \leq i \leq n} \sup_{\underline{s}_r \leq s \leq \bar{s}_r} |\tilde{H}(t_i, s, r)| \right\|_{2 \log(pn)} \\ &= \left\| \max_{1 \leq r \leq p, 1 \leq i \leq n} \left| \int_{\underline{s}_r}^{\bar{s}_r} \frac{1}{v \sqrt{nv}} \sum_{\epsilon_{r,l}} W'\left(\frac{l/n - t_i}{v}\right) dv \right| \right\|_{2 \log(np)} \\ &= O\left(\max_r \left(\log\left(\frac{\bar{s}_r}{\underline{s}_r}\right) \log^{5/2}(pn)\right)\right). \end{aligned} \quad (\text{F.153})$$

Therefore, combining (F.150) and Cauchy inequality, we have that for n sufficiently large

$$\begin{aligned} \mathbb{P}(II \geq x, A_{v_n,n}) &\leq \mathbb{P}\left(\max_{1 \leq r \leq p} \sup_{t_i \in T_r, |t_i - t| \leq n^{-1}} |\tilde{H}(t_i, s, r)| |\hat{\sigma}_{r,t}^2 - \hat{\sigma}_{r,t_i}^2| \geq x c' (M_1/2)^{-3/2}\right) \\ &\leq (n \bar{s}_{\min} x)^{-\log(pn)} \left(C \max_r \left(\log\left(\frac{\bar{s}_r}{\underline{s}_r}\right) \log^{9/2}(pn)\right)\right)^{\log(pn)} \end{aligned} \quad (\text{F.154})$$

for some sufficiently small constant c' .

Step (b) We now control the difference

$$\left| \sup_{\substack{1 \leq r \leq p \\ \underline{s}_r \leq s \leq \bar{s}_r \\ t_i \in I_r, I_r \in T_r}} \frac{|\tilde{H}(t_i, s, r)|}{\sqrt{\hat{\sigma}_{r,t}^2}} - \sup_{\substack{1 \leq r \leq p \\ 1 \leq j \leq \delta_n \\ t_i \in I_r, I_r \in T_r}} \frac{|\tilde{H}(t_i, s_{r,j}, r)|}{\sqrt{\hat{\sigma}_{r,t_i}^2}} \right|.$$

On the event $A_{v_n,n}$, we shall see that by triangle inequality, this quantity is bounded by

$$\begin{aligned} & (M_1/2)^{-1/2} \max_{\substack{1 \leq r \leq p, \\ 1 \leq j \leq \delta_n - 1, \\ t_i \in T_r}} \sup_{s \in [s_{r,j}, s_{r,j+1}]} |\tilde{H}(t_i, s, r) - \tilde{H}(t_i, s_{r,j}, r)| \\ &\leq (M_1/2)^{-1/2} \max_{\substack{1 \leq r \leq p, \\ 1 \leq j \leq \delta_n - 1, \\ t_i \in T_r}} \int_{s_{r,j}}^{s_{r,j+1}} \frac{d}{du} \left| \frac{1}{\sqrt{nu}} \sum_{l=1}^n \epsilon_{r,l} W\left(\frac{l/n - t_i}{u}\right) \right| du \end{aligned} \quad (\text{F.155})$$

Following the proof of Lemma 1, it follows that uniformly for $1 \leq r \leq p, 1 \leq j \leq \delta_n - 1, t_i \in T_r$,

$$\int_{s_{r,j}}^{s_{r,j+1}} \left\| \frac{d}{du} \frac{1}{\sqrt{nu}} \sum_{l=1}^n \epsilon_{r,l} W\left(\frac{l/n - t_i}{u}\right) \right\|_{\log(pn)} du = O\left(\log\left(\frac{s_{r,j+1}}{s_{r,j}}\right) \log^{5/2}(pn)\right). \quad (\text{F.156})$$

Notice that

$$\log\left(\frac{s_{r,j+1}}{s_{r,j}}\right) = \frac{1}{\delta_n - 1} \log\left(\frac{\bar{s}_r}{\underline{s}_r}\right) = O(\log^{-\epsilon} n \log^{-5/2}(pn)), \quad (\text{F.157})$$

which yield that

$$\left\| \max_{\substack{1 \leq r \leq p, \\ 1 \leq j \leq \delta_n - 1, \\ t_i \in T_r}} \int_{s_{r,j}}^{s_{r,j+1}} \left| \frac{d}{du} \frac{1}{\sqrt{nu}} \sum_{l=1}^n \epsilon_{r,l} W\left(\frac{l/n - t_i}{u}\right) \right| du \right\|_{\log pn} = O(\log^{-\epsilon} n) \quad (\text{F.158})$$

Now the theorem follows from (F.149), (F.154) and (F.158), and an application of Markov inequality. \square

Proof of Theorem 2

Notice that $\sup_{\substack{1 \leq r \leq p \\ 1 \leq j \leq \delta_n \\ t_i \in I_r}} \frac{|\tilde{H}(t_i, s_{r,j}, r)|}{\sqrt{\mathbb{E}\hat{\sigma}_{r,t}^2}}$ and $\sup_{\substack{1 \leq r \leq p \\ 1 \leq j \leq \delta_n \\ t_i \in I_r}} \frac{|\tilde{H}^y(t_i, s_{r,j}, r)|}{\sqrt{\mathbb{E}\hat{\sigma}_{r,t_i}^2}}$ can be expressed as maximum absolute values of sub-vectors of the high dimensional vectors and high dimensional Gaussian vectors $\mathbf{X}^{W,S}$ and $\mathbf{Y}^{W,S}$ defined in Proposition 7. Therefore by applying Proposition 7, we shall see that

$$\begin{aligned} & \sup_{\substack{I_r \in T_{r,d}, 1 \leq r \leq p, \\ x \in \mathbb{R}}} \left| \mathbb{P}\left(\sup_{\substack{1 \leq r \leq p \\ 1 \leq j \leq \delta_n \\ t_i \in I_r}} \frac{|\tilde{H}(t_i, s_{r,j}, r)|}{\sqrt{\mathbb{E}\hat{\sigma}_{r,t}^2}} \leq x\right) - \mathbb{P}\left(\sup_{\substack{1 \leq r \leq p \\ 1 \leq j \leq \delta_n \\ t_i \in I_r}} \frac{|\tilde{H}^y(t_i, s_{r,j}, r)|}{\sqrt{\mathbb{E}\hat{\sigma}_{r,t_i}^2}} \leq x\right) \right| \\ &= O((n\underline{s}_{\min})^{-1/8} \log^4 n). \end{aligned} \quad (\text{F.159})$$

We now show this theorem via two steps.

Step (i). We compare $\sup_{\substack{1 \leq r \leq p \\ 1 \leq j \leq \delta_n \\ i: t_i \in I_r}} \frac{|\tilde{H}(t_i, s, r)|}{\sqrt{\mathbb{E}\hat{\sigma}_{r,t_i}^2}}$ with $\sup_{\substack{1 \leq r \leq p \\ \underline{s}_r \leq s \leq \bar{s}_r \\ t \in I_r}} \frac{|H(t, s, r)|}{\sqrt{\hat{\sigma}_{r,t}^2}}$ for $I_r \in T_{r,d}$. Notice that by (16) the latter can be decomposed by

$$\sup_{\substack{1 \leq r \leq p \\ \underline{s}_r \leq s \leq \bar{s}_r \\ t \in I_r}} \left(\left| \frac{\tilde{H}(t, s, r)}{\sqrt{\hat{\sigma}_{r,t}^2}} + \frac{\tilde{G}(t, s, r)}{\sqrt{\hat{\sigma}_{r,t}^2}} \right| \right). \quad (\text{F.160})$$

Then by triangle inequality,

$$\left| \sup_{\substack{1 \leq r \leq p \\ \underline{s}_r \leq s \leq \bar{s}_r \\ t \in I_r}} \frac{|H(t, s, r)|}{\sqrt{\hat{\sigma}_{r,t}^2}} - \sup_{\substack{1 \leq r \leq p \\ \underline{s}_r \leq s \leq \bar{s}_r \\ t \in I_r}} \frac{|\tilde{H}(t, s, r)|}{\sqrt{\hat{\sigma}_{r,t}^2}} \right| \leq \sup_{\substack{1 \leq r \leq p \\ \underline{s}_r \leq s \leq \bar{s}_r \\ t \in I_r}} \left| \frac{\tilde{G}(t, s, r)}{\sqrt{\hat{\sigma}_{r,t}^2}} \right|. \quad (\text{F.161})$$

By Proposition 1, Proposition 3 and Corollary 1 and the fact that $W \in \mathcal{W}(k)$, we shall see that the right hand side will be bounded by $M(\sqrt{n\bar{s}_{\max}}\bar{s}_{\max}^{k+1} + \frac{1}{\sqrt{n\bar{s}_{\min}}})$ for some large constant M for $I_r \in T_{r,d}$. Consider the event $A_{v_n,n} = \{\max_{1 \leq r \leq p} \sup_{t \in T_r} |\hat{\sigma}_{r,t}^2 - \mathbb{E}\hat{\sigma}_r^2(t)| \leq v_n(n\bar{s}_{\min})^{-1/2} \log^{7/2}(pn)\}$. Then together with Theorem 1 (especially (F.139)) and triangle inequality we have for any $x > 0$, we have on the event $A_{v_n,n}$,

$$\begin{aligned} & \mathbb{P} \left(\left| \sup_{\substack{1 \leq r \leq p \\ \underline{s}_r \leq s \leq \bar{s}_r \\ t \in I_r, I_r \in T_r}} \frac{|H(t, s, r)|}{\sqrt{\hat{\sigma}_{r,t}^2}} - \sup_{\substack{1 \leq r \leq p \\ 1 \leq j \leq \delta_n \\ t_i \in I_r, I_r \in T_r}} \frac{|\tilde{H}(t_i, s_{r,j}, r)|}{\sqrt{\hat{\sigma}_{r,t_i}^2}} \right| \geq x + M(\sqrt{n\bar{s}_{\max}}\bar{s}_{\max}^{k+1} + \frac{1}{\sqrt{n\bar{s}_{\min}}}), A_{v_n,n} \right) \\ & \leq \mathbb{P} \left(\left| \sup_{\substack{1 \leq r \leq p \\ \underline{s}_r \leq s \leq \bar{s}_r \\ t \in I_r, I_r \in T_r}} \frac{|\tilde{H}(t, s, r)|}{\sqrt{\hat{\sigma}_{r,t}^2}} - \sup_{\substack{1 \leq r \leq p \\ 1 \leq j \leq \delta_n \\ t_i \in I_r, I_r \in T_r}} \frac{|\tilde{H}(t_i, s_{r,j}, r)|}{\sqrt{\hat{\sigma}_{r,t_i}^2}} \right| \geq x, A_{v_n,n} \right) \leq \left(\frac{C}{x \log^\epsilon n} \right)^{\log(pn)}, \quad (\text{F.162}) \end{aligned}$$

where C is some large constant, $v_n \rightarrow \infty$ and $v_n(n\bar{s}_{\min})^{-1/2} \log^{7/2}(pn) = o(1)$. It remains to compare $\sup_{\substack{1 \leq r \leq p \\ 1 \leq j \leq \delta_n \\ t_i \in I_r, I_r \in T_r}} \frac{|\tilde{H}(t_i, s_{r,j}, r)|}{\sqrt{\hat{\sigma}_{r,t_i}^2}}$ with $\sup_{\substack{1 \leq r \leq p \\ 1 \leq j \leq \delta_n \\ t_i \in I_r, I_r \in T_r}} \frac{|\tilde{H}(t_i, s_{r,j}, r)|}{\sqrt{\mathbb{E}\hat{\sigma}_{r,t_i}^2}}$. For this purpose, notice that by the proof of (F.81), we shall see

$$\|\epsilon_{r,i} - (\epsilon_{r,i}^{(i-j)})\|_{\log p} \leq C \log p \chi^{\frac{j}{\log p}}. \quad (\text{F.163})$$

Using this, equation (F.89), Burkholder inequality (**rio2009moment**) and similar but easier argument to the proof of Lemma 1, we have that

$$\left\| \max_{\substack{1 \leq r \leq p, \\ i: i/n \in T_r \\ 1 \leq j \leq \delta_n}} \tilde{H}(t_i, s_{r,j}, r) \right\|_{\log(pn)} = O(\log^{5/2}(pn)). \quad (\text{F.164})$$

Notice that by Corollary 1 and the definition of $A_{v_n,n}$, the quantity $\sqrt{\hat{\sigma}_{r,t}^2} \geq \sqrt{M_1/2}$ for all r, t on the event $A_{n,v}$ when n is sufficiently large. Therefore, by Markov inequality and when n is

sufficiently large,

$$\begin{aligned}
& \mathbb{P} \left(\left| \sup_{\substack{1 \leq r \leq p \\ 1 \leq j \leq \delta_n \\ t_i \in I_r, I_r \in T_r}} \frac{|\tilde{H}(t_i, s_{r,j}, r)|}{\sqrt{\hat{\sigma}_{r,t_i}^2}} - \sup_{\substack{1 \leq r \leq p \\ 1 \leq j \leq \delta_n \\ t_i \in I_r, I_r \in T_r}} \frac{|\tilde{H}(t_i, s_{r,j}, r)|}{\sqrt{\mathbb{E}\hat{\sigma}_{r,t_i}^2}} \right| \geq x, A_{v_n,n} \right) \\
& \leq \mathbb{P} \left(\sup_{\substack{1 \leq r \leq p \\ 1 \leq j \leq \delta_n \\ t_i \in I_r, I_r \in T_r}} \left| \frac{|\tilde{H}(t_i, s_{r,j}, r)|}{\sqrt{\hat{\sigma}_{r,t_i}^2}} - \frac{|\tilde{H}(t_i, s_{r,j}, r)|}{\sqrt{\mathbb{E}\hat{\sigma}_{r,t_i}^2}} \right| \geq x, A_{v_n,n} \right) \\
& \leq \mathbb{P} \left(\sup_{\substack{1 \leq r \leq p \\ 1 \leq j \leq \delta_n \\ t_i \in I_r, I_r \in T_r}} |\tilde{H}(t_i, s_{r,j}, r)| \geq \frac{c'x}{v_n(n\bar{s}_{\min})^{-1/2} \log^{7/2}(pn)}, A_{v_n,n} \right) \\
& = O \left(\left(\frac{v_n(n\bar{s}_{\min})^{-1/2} \log^6(pn)}{x} \right)^{\log(pn)} \right) \tag{F.165}
\end{aligned}$$

where c' is some small but positive constant.

Step (ii). We now evaluating the bounds. By (F.159), (F.162), (F.165) and Lemma 3 we have that

$$\begin{aligned}
& \sup_{\substack{\max_{1 \leq r \leq p} \\ I_r \in T_{r,d}, x \in \mathbb{R}}} \left| \mathbb{P} \left(\sup_{\substack{1 \leq r \leq p \\ \underline{s}_r \leq s \leq \bar{s}_r \\ t \in I_r}} \frac{|H(t, s, r)|}{\sqrt{\hat{\sigma}_{r,t}^2}} \leq x \right) - \mathbb{P} \left(\sup_{\substack{1 \leq r \leq p \\ 1 \leq j \leq \delta_n \\ t_i \in I_r}} \frac{|\tilde{H}^y(t_i, s_{r,j}, r)|}{\sqrt{\mathbb{E}\hat{\sigma}_{r,t}^2}} \leq x \right) \right| \\
& \leq \sup_{\substack{\max_{1 \leq r \leq p} \\ I_r \in T_{r,d}, x \in \mathbb{R}}} \left| \mathbb{P} \left(\sup_{\substack{1 \leq r \leq p \\ 1 \leq j \leq \delta_n \\ t_i \in I_r}} \frac{|\tilde{H}(t_i, s_{r,j}, r)|}{\sqrt{\mathbb{E}\hat{\sigma}_{r,t}^2}} \leq x \right) - \mathbb{P} \left(\sup_{\substack{1 \leq r \leq p \\ 1 \leq j \leq \delta_n \\ t_i \in I_r}} \frac{|\tilde{H}^y(t_i, s_{r,j}, r)|}{\sqrt{\mathbb{E}\hat{\sigma}_{r,t}^2}} \leq x \right) \right| \\
& + \sup_{\substack{\max_{1 \leq r \leq p} \\ I_r \in T_{r,d}, x \in \mathbb{R}}} \mathbb{P} \left(\left| \sup_{\substack{1 \leq r \leq p \\ \underline{s}_r \leq s \leq \bar{s}_r \\ t \in I_r}} \frac{|H(t, s, r)|}{\sqrt{\hat{\sigma}_{r,t}^2}} - \sup_{\substack{1 \leq r \leq p \\ 1 \leq j \leq \delta_n \\ t_i \in I_r}} \frac{|\tilde{H}(t_i, s_{r,j}, r)|}{\sqrt{\mathbb{E}\hat{\sigma}_{r,t}^2}} \right| > \delta \right) + \delta \sqrt{\log n} \\
& = O \left((n\bar{s}_{\min})^{-1/8} \log^4 n + \left(\frac{C}{\delta' \log^\epsilon n} \right)^{\log(pn)} + \left(\frac{C v_n(n\bar{s}_{\min})^{-1/2} \log^6(pn)}{\delta'} \right)^{\log(pn)} \right. \\
& \left. + \delta \sqrt{\log n} + \mathbb{P}(\bar{A}_{v_n,n}) \right), \tag{F.166}
\end{aligned}$$

where C is some positive constant, $\delta = \delta' + M(\sqrt{n\bar{s}_{\max}}\bar{s}_{\max}^{k+1} + \frac{1}{\sqrt{n\bar{s}_{\min}}})$ for some large constant M ,

$\delta' > 0$, and we have used the fact that $p = o(n^\epsilon)$. Using Proposition 1 and Markov inequality,

$\mathbb{P}(\bar{A}_{v_n,n}) = O(v_n^{-\log(pn)})$. Choose $\delta' = \log^{-\frac{\epsilon \log(pn)+1/2}{1+\log(pn)}} n$, $v_n = ((n\bar{s}_{\min})^{-1/2} \log^6(pn))^{-1/2}$, the theorem

follows. □

Proof of Theorem 3

Define

$$\check{G}_{\max}(\mathbf{I}) = \max_{\substack{1 \leq r \leq p \\ 1 \leq j \leq \delta_n \\ t_i \in I_r}} \frac{\left| \frac{1}{\sqrt{ns_{r,j}}} \sum_{l=1}^n W\left(\frac{l/n - t_i}{s_{r,j}}\right) \Upsilon_{r,l} Z_l \right|}{\sqrt{\mathbb{E} \hat{\sigma}_{r,t_i}^2}} \quad (\text{F.167})$$

We then prove the theorem in two steps. In step (i) we shall investigate the difference of distributions of $\check{G}_{\max}(\mathbf{I})$ and the distribution of $\sup_{\substack{1 \leq r \leq p \\ 1 \leq j \leq \delta_n \\ t_i \in I_r}} \frac{|\tilde{H}^y(t,s,r)|}{\sqrt{\mathbb{E} \hat{\sigma}_{r,t}^2}}$. In step (2) we shall compare the distribution of $\check{G}_{\max}(\mathbf{I})$ and $\hat{G}_{\max}(\mathbf{I})$.

Step (i) Let $\check{y}_{rj} = \Upsilon_{r,j} Z_j$, and $\check{\mathbf{y}}_i = (\check{y}_{r,j})_{1 \leq r \leq p}$ is a p dimensional vector. Let $\check{\mathbf{y}} = (\check{y}_i)_{1 \leq i \leq n}$. Notice that, given data (\mathbf{Y}_i) , $\check{G}(\mathbf{I})_{\max}$ is the maximum of absolute values of subvectors of a high dimensional Gaussian random vector with elements $\frac{\left| \frac{1}{\sqrt{ns_{r,j}}} \sum_{l=1}^n W\left(\frac{l/n - t_i}{s_{r,j}}\right) \Upsilon_{r,l} Z_l \right|}{\sqrt{\mathbb{E} \hat{\sigma}_{r,t_i}^2}}$. Similarly, $\sup_{\substack{1 \leq r \leq p \\ 1 \leq j \leq \delta_n \\ t_i \in I_r}} \frac{|\tilde{H}^y(t,s,r)|}{\sqrt{\mathbb{E} \hat{\sigma}_{r,t}^2}}$ is the maximum of absolute values of subvectors of a high dimensional Gaussian random vector with elements $\frac{|\tilde{H}^y(t,s,r)|}{\sqrt{\mathbb{E} \hat{\sigma}_{r,t}^2}}$, which is independent of \mathbf{Y}_i . Therefore given data, $\check{G}_{\max}(\mathbf{I})$ and $\sup_{\substack{1 \leq r \leq p \\ 1 \leq j \leq \delta_n \\ t_i \in I_r}} \frac{|\tilde{H}^y(t,s,r)|}{\sqrt{\mathbb{E} \hat{\sigma}_{r,t}^2}}$ belongs to the problem of comparing Gaussian vectors. Consider

$$\hat{\Theta}_n = \max_{\substack{r_1, r_2, s_{r_1, j_1}, s_{r_2, j_2} \\ t_u \in I_{r_1}, t_v \in I_{r_2}}} \left\{ \frac{1}{\sqrt{n^2 s_{r_1, q_1} s_{r_2, q_2} \mathbb{E} \hat{\sigma}_{r_1, t_u}^2 \mathbb{E} \hat{\sigma}_{r_2, t_v}^2}} \left[\mathbb{E} \left(\sum_{i=1}^n \sum_{j=1}^n W\left(\frac{i/n - t_u}{s_{r_1, j_1}}\right) W\left(\frac{j/n - t_v}{s_{r_2, j_2}}\right) \check{y}_{r_1, i} \check{y}_{r_2, j} \right) \right. \right. \\ \left. \left. - \mathbb{E} \left(\sum_{i=1}^n \sum_{j=1}^n W\left(\frac{i/n - t_u}{s_{r_1, j_1}}\right) W\left(\frac{j/n - t_v}{s_{r_2, j_2}}\right) \check{y}_{r_1, i} \check{y}_{r_2, j} \right) | (\mathbf{Y}_i) \right] \right\}$$

Let $\check{\Theta}_n$ be a real sequence such that $\hat{\Theta}_n | (\mathbf{Y}_i) = O_p(\check{\Theta}_n)$. Then by Proposition 8 and noting that

$$p = O(n^\iota),$$

$$\sup_{\substack{\max_{1 \leq r \leq p} \\ I_r \in T_{r,d}, x \in \mathbb{R}}} \left| \mathbb{P}(\check{G}_{\max}(\mathbf{I}) \leq x | (\mathbf{Y}_i)) - \mathbb{P}\left(\sup_{\substack{1 \leq r \leq p \\ 1 \leq j \leq \delta_n \\ t_i \in I_r}} \frac{|\tilde{H}^y(t, s, r)|}{\sqrt{\mathbb{E}\sigma_{r,t}^2}} \leq x\right) \right| = O_p(\check{\Theta}_n^{1/3} \log^{2/3} p). \quad (\text{F.168})$$

It thus suffices to give a bound for $\check{\Theta}_n$. To save the notation we write $\theta = (r_1, r_2, s_{r_1, j_1}, s_{r_2, j_2}, u, v)$.

By Corollary 1 we have

$$\hat{\Theta}_n \leq C(\sup_{\theta} |I(\theta)| + \sup_{\theta} |II(\theta)|), \quad (\text{F.169})$$

where

$$I(\theta) = \frac{1}{n\sqrt{s_{r_1, j_1} s_{r_2, j_2}}} \left(\sum_{l_1=1}^n \sum_{l_2=1}^n W\left(\frac{l_1/n - t_u}{s_{r_1, j_1}}\right) W\left(\frac{l_2/n - t_v}{s_{r_2, j_2}}\right) (\mathbb{E}(\check{y}_{r_1 l_1} \check{y}_{r_2 l_2} | (\mathbf{Y}_i)) - \mathbb{E}(\check{y}_{r_1 l_1} \check{y}_{r_2 l_2})) \right), \quad (\text{F.170})$$

$$II(\theta) = \frac{1}{n\sqrt{s_{r_1, j_1} s_{r_2, j_2}}} \left(\sum_{l_1=1}^n \sum_{l_2=1}^n W\left(\frac{l_1/n - t_u}{s_{r_1, j_1}}\right) W\left(\frac{l_2/n - t_v}{s_{r_2, j_2}}\right) (\mathbb{E}(\check{y}_{r_1 l_1} \check{y}_{r_2 l_2}) - \mathbb{E}(\check{y}_{r_1 l_1} \check{y}_{r_2 l_2})) \right). \quad (\text{F.171})$$

We further decompose $II(\theta)$ as $II_1(\theta) - II_2(\theta)$ where

$$II_1(\theta) = \frac{1}{n\sqrt{s_{r_1, j_1} s_{r_2, j_2}}} \left(\sum_{l_1=1}^n \sum_{l_2=1}^n W\left(\frac{l_1/n - t_u}{s_{r_1, j_1}}\right) W\left(\frac{l_2/n - t_v}{s_{r_2, j_2}}\right) (\mathbb{E}(\check{y}_{r_1 l_1} \check{y}_{r_2 l_2})) \right), \quad (\text{F.172})$$

$$II_2(\theta) = \frac{1}{n\sqrt{s_{r_1, j_1} s_{r_2, j_2}}} \left(\sum_{l_1=1}^n \sum_{l_2=1}^n W\left(\frac{l_1/n - t_u}{s_{r_1, j_1}}\right) W\left(\frac{l_2/n - t_v}{s_{r_2, j_2}}\right) (\mathbb{E}(\check{y}_{r_1 l_1} \check{y}_{r_2 l_2})) \right). \quad (\text{F.173})$$

By Lemma 5 of **zhou2010simultaneous** and condition (A), it follows that $\max_{i,j} \mathbb{E}\epsilon_{r_1, i} \epsilon_{r_2, j} = O(\chi^{|i-j|/2})$. Notice that by definition $\mathbb{E}(\check{y}_{r_1 l_1} \check{y}_{r_2 l_2}) = \mathbb{E}(\epsilon_{r_1 l_1} \epsilon_{r_2 l_2})$. Using this fact and conditions (W), we have for some large constant c ,

$$\begin{aligned} II_2(\theta) &= \frac{1}{n\sqrt{s_{r_1 j_1} s_{r_2 j_2}}} \left(\sum_{l_1=1}^n W\left(\frac{l_1/n - t_u}{s_{r_1 j_1}}\right) W\left(\frac{l_2/n - t_v}{s_{r_2 j_2}}\right) \mathbb{E}(\epsilon_{r_1 l_1} \epsilon_{r_2 l_1}) + \right. \\ &\quad \sum_{l_1=1}^n \sum_{a=1}^{c \log n} \left(W\left(\frac{l_1/n - t_u}{s_{r_1 j_1}}\right) W\left(\frac{(l_1 + a)/n - t_v}{s_{r_2 j_2}}\right) \mathbb{E}(\epsilon_{r_1 l_1} \epsilon_{r_2, l_1+a}) + \right. \\ &\quad \left. \left. W\left(\frac{l_1/n - t_u}{s_{r_1 j_1}}\right) W\left(\frac{(l_1 + a)/n - t_v}{s_{r_2 j_2}}\right) \mathbb{E}(\epsilon_{r_1, l_1+a} \epsilon_{r_2, l_1}) \right) + O(n\chi^{c \log n/2}) \right). \quad (\text{F.174}) \end{aligned}$$

Using Taylor expansion of W , and the fact that the number of nonzero terms in the summands of second line of $II_2(\theta)$ is of the order $n(s_{r_1 j_1} \wedge s_{r_2 j_2})$, we have

$$II_2(\theta) = \frac{1}{n\sqrt{s_{r_1 j_1} s_{r_2 j_2}}} \left(\sum_{l=1}^n W\left(\frac{l/n - t_u}{s_{r_1 j_1}}\right) W\left(\frac{l/n - t_v}{s_{r_2 j_2}}\right) \left(\mathbb{E}(\epsilon_{r_1 l} \epsilon_{r_2 l}) + \sum_{a=1}^{c \log n} W\left(\frac{l/n - t_u}{s_{r_1 j_1}}\right) W\left(\frac{l/n - t_v}{s_{r_2 j_2}}\right) \mathbb{E}(\epsilon_{r_1, l} \epsilon_{r_2, l+1} + \epsilon_{r_2, l} \epsilon_{r_1, l+1}) \right) + O(n\chi^{\frac{c \log n}{2}} + \log n) \right). \quad (\text{F.175})$$

Straightforward calculations show that

$$II_1(\theta) = \frac{1}{n\sqrt{s_{r_1, j_1} s_{r_2, j_2}}} \sum_{l=1}^n W\left(\frac{l/n - t_u}{s_{r_1, j_1}}\right) W\left(\frac{l/n - t_v}{s_{r_2, j_2}}\right) \mathbb{E}(\Upsilon_{r_1, l} \Upsilon_{r_2, l}) \quad (\text{F.176})$$

Let $\tilde{\Upsilon}_{r, l} = \frac{1}{\sqrt{2ns'}} (\sum_{j \in [l - s'n, l]} \epsilon_{r, j} - \sum_{j \in [l, l + s'n)} \epsilon_{r, j})$, and that

$$\tilde{II}_1(\theta) = \frac{1}{n\sqrt{s_{r_1, j_1} s_{r_2, j_2}}} \sum_{l=1}^n W\left(\frac{l/n - t_u}{s_{r_1, j_1}}\right) W\left(\frac{l/n - t_v}{s_{r_2, j_2}}\right) \mathbb{E}(\tilde{\Upsilon}_{r_1, l} \tilde{\Upsilon}_{r_2, l}), \quad (\text{F.177})$$

where (in the following we assume that $l + s'n$ is not integer, otherwise the $[l + ns']$ in the following argument should be $l + ns' - 1$).

$$\begin{aligned} \mathbb{E}(\tilde{\Upsilon}_{r_1, l} \tilde{\Upsilon}_{r_2, l}) &= \frac{1}{2ns'} \left(\sum_{a=1}^{c \log n} \sum_{j=\lceil l - ns' \rceil}^{\lfloor l + ns' \rfloor - a} \mathbb{E}(\epsilon_{r_1 j} \epsilon_{r_2, j+a} + \epsilon_{r_1, j+a} \epsilon_{r_2, j}) \right. \\ &\quad \left. + \sum_{j=l - ns'}^{l + ns'} \mathbb{E}(\epsilon_{r_1, j} \epsilon_{r_2, j}) + O(ns' \chi^{\frac{c \log n}{2}}) + O\left(\sum_{k=1}^{\infty} k \chi^{k/2}\right) \right) \end{aligned} \quad (\text{F.178})$$

where the last term is due to the consideration the impact of the difference in the definition of $\tilde{\Upsilon}_{r, l}$ on the first term. Combining (F.175), (F.177) and (F.178), we have that if $[l/n - s', l/n + s']$ does not contain break points of $L_{r_1}(\cdot, \mathcal{F}_i)$ and $L_{r_2}(\cdot, \mathcal{F}_i)$ then

$$\frac{\sum_{j=l - ns'}^{l + ns' - a} \mathbb{E}(\epsilon_{r_1 j} \epsilon_{r_2, j+a})}{2ns'} - \mathbb{E}(\epsilon_{r_1, l} \epsilon_{r_2, l+a}) = O\left(\frac{a}{ns'} + s'\right) \quad (\text{F.179})$$

for $1 \leq a \leq c \log n$. On the other hand, there at most $O(ns' \max_r l_r)$ number of l such that $[l/n - s', l/n + s']$ contains a break point of $L_{r_1}(\cdot, \mathcal{F}_i)$ or $L_{r_2}(\cdot, \mathcal{F}_i)$, we have

$$II_2(\theta) - \tilde{II}_1(\theta) = O\left(s' + \frac{c \log n}{ns'} + \frac{\max_r l_r s'}{\underline{s}_{\min}}\right). \quad (\text{F.180})$$

On the other hand,

$$II_1(\theta) - \tilde{II}_1(\theta) = \frac{1}{n\sqrt{s_{r_1,j_1}s_{r_2,j_2}}} \sum_{l=1}^n W\left(\frac{l/n - t_u}{s_{r_1,j_1}}\right) W\left(\frac{l/n - t_v}{s_{r_2,j_2}}\right) \Upsilon_{r_1,l}^\Delta \Upsilon_{r_2,l}^\Delta, \quad (\text{F.181})$$

where

$$\Upsilon_{r,l}^\Delta = \Upsilon_{r,l} - \tilde{\Upsilon}_{r,l} = \frac{1}{\sqrt{2ns'}} \left[\sum_{j \in [l - ns', l)} \beta_r(j/n) - \sum_{j \in (l, l + ns']} \beta_r(j/n) \right]. \quad (\text{F.182})$$

Observe that if $d_{r,k} \notin [l - ns', l + ns']$ for some $1 \leq k \leq m_r$ then

$$\Upsilon_{r,l}^\Delta = O\left(\frac{1}{\sqrt{2ns'}} \frac{ns'}{n} ns'\right) = O(\sqrt{ns'}^{3/2}). \quad (\text{F.183})$$

If $d_{r,k} \in [l - ns', l + ns']$ for some $1 \leq k \leq m_r$, then $\Upsilon_{r,l}^\Delta = O(\Delta_n \sqrt{ns'})$. Notice that for each $r \in [1, p]$, there are at most m_n number of jump points so there are at most $O(m_n ns')$ number of $\Upsilon_{r,l}^\Delta$ with the magnitude $O(\Delta_n \sqrt{ns'})$. Using this fact with straightforward calculations, we have that

$$II_1 - \tilde{II}_1(\theta) = O((\sqrt{ns'}^{3/2})^2 + \frac{\Delta_n^2 m_n ns'^2}{\underline{s}_{\min}} \wedge \Delta_n^2 s' n + \frac{\Delta_n m_n ns'^3}{\underline{s}_{\min}} \wedge \Delta_n' (s')^2 n) \quad (\text{F.184})$$

Hence by (F.180) and (F.184), we have

$$\begin{aligned} II(\theta) &= II_1(\theta) - II_2(\theta) = \\ &O(s' + \frac{c \log n}{ns'} + (\sqrt{ns'}^{3/2})^2 + \frac{\Delta_n^2 m_n ns'^2}{\underline{s}_{\min}} \wedge \Delta_n^2 s' n + \frac{\Delta_n m_n ns'^3}{\underline{s}_{\min}} \wedge \Delta_n' (s')^2 n). \end{aligned} \quad (\text{F.185})$$

Using similar notation, we shall see that $I(\theta) = \tilde{I}(\theta) + I_1(\theta) + I_2(\theta)$ where

$$\tilde{I}(\theta) = \frac{1}{n\sqrt{s_{r_1,j_1}s_{r_2,j_2}}} \left(\sum_{l=1}^n W\left(\frac{l/n - t_u}{s_{r_1,j_1}}\right) W\left(\frac{l/n - t_v}{s_{r_2,j_2}}\right) (\tilde{\Upsilon}_{r_1,l} \tilde{\Upsilon}_{r_2,l} - \mathbb{E} \tilde{\Upsilon}_{r_1,l} \tilde{\Upsilon}_{r_2,l}) \right), \quad (\text{F.186})$$

$$I_1(\theta) = \frac{1}{n\sqrt{s_{r_1,j_1}s_{r_2,j_2}}} \left(\sum_{l=1}^n W\left(\frac{l/n - t_u}{s_{r_1,j_1}}\right) W\left(\frac{l/n - t_v}{s_{r_2,j_2}}\right) \tilde{\Upsilon}_{r_1,l} \Upsilon_{r_2,l}^\Delta \right), \quad (\text{F.187})$$

$$I_2(\theta) = \frac{1}{n\sqrt{s_{r_1,j_1}s_{r_2,j_2}}} \left(\sum_{l=1}^n W\left(\frac{l/n - t_u}{s_{r_1,j_1}}\right) W\left(\frac{l/n - t_v}{s_{r_2,j_2}}\right) \Upsilon_{r_1,l}^\Delta \tilde{\Upsilon}_{r_2,l} \right). \quad (\text{F.188})$$

We then first discuss $\tilde{I}(\theta)$. Notice that $\tilde{\Upsilon}_{r_1,l}\tilde{\Upsilon}_{r_2,l}$ can be written as $f_l(\mathcal{F}_{l+ns'})$. By similar arguments to the proof of Lemma 1 and Burkholder inequality (**rio2009moment**), it follows that for $1 \leq l \leq p$. $\|\tilde{\Upsilon}_{r,l}\|_{\log pn} = \log^{5/2}(pn)$. Therefore by similar arguments to the proof of Lemma 1, we obtain

$$\|\mathcal{P}_j(\tilde{\Upsilon}_{r_1,l}\tilde{\Upsilon}_{r_2,l})\|_{\log(pn)} \leq C \log^{5/2}(pn)(\log(pn) \sum_{u=l-ns'}^{l+ns'} \chi^{\frac{u-j}{\log(pn)}} \mathbf{1}(u \geq j))/\sqrt{2ns'} \quad (\text{F.189})$$

which with Burkholder inequality yields that

$$\|\tilde{I}(\theta)\|_{\log(pn)} = O(\sqrt{\frac{s'}{\underline{s}_{\min}}} \log^5(pn)). \quad (\text{F.190})$$

We now investigate $I_1(\theta)$, which can be decomposed as $I_1^s(\theta) + I_1^b(\theta)$, where

$$\begin{aligned} I_1^s(\theta) &= \frac{1}{n\sqrt{s_{r_1,j_1}s_{r_2,j_2}}} \left(\sum_{l=1}^n W\left(\frac{l/n - t_u}{s_{r_1,j_1}}\right) W\left(\frac{l/n - t_v}{s_{r_2,j_2}}\right) \tilde{\Upsilon}_{r_1,l} \Upsilon_{r_2,l}^\Delta \right. \\ &\quad \left. \mathbf{1}(d_{r_2,k} \notin [l - ns', l + ns'] \text{ for all } k, 1 \leq k \leq m_{r_2,n}) \right), \\ I_1^b(\theta) &= \frac{1}{n\sqrt{s_{r_1,j_1}s_{r_2,j_2}}} \left(\sum_{l=1}^n W\left(\frac{l/n - t_u}{s_{r_1,j_1}}\right) W\left(\frac{l/n - t_v}{s_{r_2,j_2}}\right) \tilde{\Upsilon}_{r_1,l} \Upsilon_{r_2,l}^\Delta \right. \\ &\quad \left. \mathbf{1}(d_{r_2,k} \in [l - ns', l + ns'] \text{ for some } k, 1 \leq k \leq m_{r_2,n}) \right). \end{aligned}$$

Using similar argument to the analysis of $\tilde{I}(\theta)$ and the properties of $\Upsilon_{r,l}^\Delta$ we have

$$\|I_1^s(\theta)\|_{\log(pn)} = O\left(\sqrt{\frac{s'}{\underline{s}_{\min}}} \log^{5/2}(pn) \sqrt{ns'^{3/2}}\right), \quad (\text{F.191})$$

$$\|I_1^b(\theta)\|_{\log(pn)} = O\left(\frac{\Delta_n m_n^{1/2} n^{1/2} s'^{3/2}}{\underline{s}_{\min}} \log^{5/2}(pn) \wedge \sqrt{\frac{s'}{\underline{s}_{\min}}} \log^{5/2}(pn) \Delta_n \sqrt{ns'}\right). \quad (\text{F.192})$$

Hence

$$\begin{aligned} \|I_1(\theta)\|_{\log(pn)} &= O\left(\sqrt{\frac{s'}{\underline{s}_{\min}}} \log^{5/2}(pn) \sqrt{ns'^{3/2}} + \right. \\ &\quad \left. \frac{\Delta_n m_n^{1/2} n^{1/2} s'^{3/2}}{\underline{s}_{\min}} \log^{5/2}(pn) \wedge \sqrt{\frac{s'}{\underline{s}_{\min}}} \log^{5/2}(pn) \Delta_n \sqrt{ns'}\right). \quad (\text{F.193}) \end{aligned}$$

Similarly $I_2(\theta)$ shares the same bound as $I_1(\theta)$. Summarizing (F.186) to (F.193), since $\sqrt{ns'^{3/2}} =$

$o(1)$ we have

$$\|I(\theta)\|_{\log(pn)} = O\left(\sqrt{\frac{s'}{\underline{s}_{\min}}} \log^{5/2}(pn) + \frac{\Delta_n m_n^{1/2} n^{1/2} s'^{3/2}}{\underline{s}_{\min}} \log^{5/2}(pn) \wedge \sqrt{\frac{s'}{\underline{s}_{\min}}} \log^{5/2}(pn) \Delta_n \sqrt{ns'}\right). \quad (\text{F.194})$$

Hence

$$\|\hat{\Theta}_n\|_{\log(pn)} = O(\tilde{t}_n). \quad (\text{F.195})$$

Therefore we could choose $\check{\Theta}_n = \tilde{t}_n$.

Step (ii) Consider the event $A_{v_n, n}$ which is defined in the proof of Theorem 2, with the property that $\mathbb{P}(\bar{A}_{v_n, n}) = O(v_n^{-\log(pn)})$. Then by similar argument of Equation (F.165) in the proof of Theorem 2, we have

$$\begin{aligned} & \sup_{\substack{\max_{1 \leq r \leq p} \\ I_r \in T_{r,d}, x \in \mathbb{R}}} \mathbb{P}(|\check{G}(\mathbf{I})_{\max} - \hat{G}(\mathbf{I})_{\max}| \geq x | (\mathbf{Y}_i)) \\ & \leq \mathbb{P}\left(\max_{\substack{1 \leq r \leq p \\ 1 \leq j \leq \delta_n \\ t_i \in T_r}} \left| \frac{1}{\sqrt{ns_{r,j}}} \sum_{l=1}^n W\left(\frac{l/n - t_i}{s_{r,j}}\right) \Upsilon_{r,l} Z_l \right| |(\mathbb{E} \hat{\sigma}_{r,t_i}^2)^{-1/2} - (\hat{\sigma}_{r,t_i}^2)^{-1/2}| \geq x | (\mathbf{Y}_i)\right) \\ & \leq Cx^{-1} v_n (n\bar{s}_{\min})^{-1/2} \log^{7/2}(pn) \mathbb{E}\left(\max_{\substack{1 \leq r \leq p \\ 1 \leq j \leq \delta_n \\ t_i \in T_r}} \left| \frac{1}{\sqrt{ns_{r,j}}} \sum_{l=1}^n W\left(\frac{l/n - t_i}{s_{r,j}}\right) \Upsilon_{r,l} Z_l \right| | (\mathbf{Y}_i)\right) \\ & \quad + \mathbb{P}(\mathbf{1}(\bar{A}_{v_n, n}) | (\mathbf{Y}_i)). \end{aligned} \quad (\text{F.196})$$

Now using the properties of (conditional) Gaussian, the first term is bounded by

$$\begin{aligned} & Cx^{-1} v_n (n\bar{s}_{\min})^{-1/2} \log^{7/2}(pn) \sqrt{\log(np\delta_n)} \max_{\substack{1 \leq r \leq p \\ 1 \leq j \leq \delta_n \\ t_i \in T_r}} \left| \frac{1}{ns_{r,j}} \sum_{l=1}^n W^2\left(\frac{l/n - t_i}{s_{r,j}}\right) \Upsilon_{r,l}^2 \right|^{1/2} \\ & \leq \frac{Cv_n \log^{7/2}(pn) \sqrt{\log(np\delta_n)}}{x(n\bar{s}_{\min})^{1/2}} \max_{r,l} |\Upsilon_{r,l}|. \end{aligned} \quad (\text{F.197})$$

It is straightforward to verify that $\text{Var}(|\Upsilon_{r,l}|) < \infty$, hence (F.197) is bounded by

$$\frac{Cv_n \log^{7/2}(pn) (\log(np\delta_n))^{3/2}}{x(n\bar{s}_{\min})^{1/2}}. \quad (\text{F.198})$$

Combining (F.196)-(F.198), we have

$$\sup_{\substack{\max_{1 \leq r \leq p} \\ I_r \in T_{r,d}, x \in \mathbb{R}}} \mathbb{P}(|\check{G}(\mathbf{I})_{\max} - \hat{G}(\mathbf{I})_{\max}| \geq x | (\mathbf{Y}_i)) = O_p\left(\frac{C v_n \log^{7/2}(pn) (\log(np\delta_n))^{3/2}}{x(n\bar{s}_{\min})^{1/2}} + v_n^{-\log(pn)}\right). \quad (\text{F.199})$$

where $v_n^{-\log(pn)}$ is due to and the Markov inequality and the definition of $A_{v_n,n}$.

Now apply Lemma 3, (F.168), (F.199) and (F.195) and the fact that $\mathbf{Z}^{*y}(\cdot, \cdot)$ is independent of (\mathbf{Y}_i) , we have that

$$\begin{aligned} & \sup_{\substack{\max_{1 \leq r \leq p} \\ I_r \in T_{r,d}, x \in \mathbb{R}}} \left| \mathbb{P}(\hat{G}_{\max}(\mathbf{I}) \leq x | (\mathbf{Y}_i)) - \mathbb{P}\left(\sup_{\substack{1 \leq r \leq p \\ 1 \leq j \leq \delta_n \\ t_i \in I_r}} \frac{|\tilde{H}^y(t, s, r)|}{\sqrt{\mathbb{E}\hat{\sigma}_{r,t}^2}} \leq x\right) \right| \\ &= O_p\left(\delta \sqrt{\log n} + \frac{(\sqrt{\log np\delta_n})^3}{\delta} v_n (n\bar{s}_{\min})^{-1/2} \log^{7/2}(pn) + v_n^{-\log(pn)} + \tilde{t}_n^{1/3} \log^{2/3} p\right). \end{aligned}$$

Taking $v_n = (n\bar{s}_{\min})^{c_0} \log^{-5/2}(pn)$, and $\delta = (n\bar{s}_{\min})^{c_0/2-1/4}$ for any small but positive c_0 , the theorem follows. \square

Proof of Theorem 4

Proposition 5 implies that

$$\mathbb{P}(\cup_{1 \leq r \leq p} \{\hat{m}_{r,n} < m_{r,n}\}) \rightarrow 0. \quad (\text{F.200})$$

By Theorem 2 and Theorem 3, we shall see that

$$\mathbb{P}(\cup_{1 \leq r \leq p} \{\hat{m}_{r,n} > m_{r,n}\}) \rightarrow \alpha. \quad (\text{F.201})$$

On the other hand, notice that

$$G(t, s, r) = \left| \frac{\tilde{H}(t, s, r)}{\sqrt{\hat{\sigma}_{r,t}^2}} + \frac{\tilde{G}(t, s, r)}{\sqrt{\hat{\sigma}_{r,t}^2}} \right| \quad (\text{F.202})$$

From the proof of Proposition 5, we shall see that $\hat{\sigma}_{r,t}^2$ has a uniform strictly positive lower bound with probability going to 1. By Proposition 3, (22) and (F.136), we have

$$\max_{i,j,r:m_{r,n} \geq 1} \sup_{t_i \in \cup_{v=0}^{m_{r,n}} [d_{r,v} + s_{r,j}, d_{r,v+1} - s_{r,j}]} G(t_i, s_{r,j}, r) = o_p(\sqrt{n\bar{s}_{\min}\Delta}). \quad (\text{F.203})$$

Combining (F.138) we shall see that

$$\mathbb{P}\left(\max_{i,j,r:m_{r,n} \geq 1} \sup_{t_i \in \bigcup_{v=0}^{m_{r,n}} [d_{r,v} + s_{r,j}, d_{r,v+1} - s_{r,j}]} G(t_i, s_{r,j}, r) \leq \min_{r,i} G(d_{r,i}, \bar{s}_r, r)\right) \rightarrow 1. \quad (\text{F.204})$$

Together with Proposition 4, we shall see that

$$\mathbb{P}(\max_{r,v} |\hat{d}_{r,v} - d_{r,v}| \leq h_n, \forall r, v) \rightarrow 1. \quad (\text{F.205})$$

The theorem then follows in view of (F.200), (F.201) and (F.205). \square

Proof of Theorem 5

By the argument of Equation (F.81) we shall see that

$$\Omega_\kappa := \sum_{i=1}^{\infty} \delta_\kappa(L, i) = O(\kappa^2), \quad (\text{F.206})$$

which means

$$\gamma := \limsup_{\kappa \rightarrow \infty} \Omega_\kappa \kappa^{1/2-1/(2/5)} < \infty \quad (\text{F.207})$$

Then by the proof of (ii) of Theorem 4 of **wu2019multiscale** with $\beta = 2/5$ there (see also Theorem 4 of **wu2005nonlinear**), we have the following result. For any integers $a < b$ and $1 \leq r \leq p$, let $Z_{a,b,r} = \frac{\max_{a \leq q \leq b} |\sum_{i=a}^q \epsilon_{r,q}|}{\sqrt{b-a}}$, then

$$\mathbb{P}(Z_{a,b,r} \geq u) \leq \exp(-t_0 u^{2/5}) M(t_0) \quad (\text{F.208})$$

for $t_0 < (2 \exp(1) \gamma^{5/2} / 5)^{-1} 2^{-1/5}$, where

$$M(t_0) = \sup_{a,b,r} \exp(t_0 Z_{a,b,r}^{2/5}) < \infty.$$

Consider the events

$$\mathcal{E}_n = \{\max_{r,v} |d_{r,v} - \hat{d}_{r,v}| \leq z_n\} \cap_r \{\hat{m}_{r,n} = m_{r,n}\}. \quad (\text{F.209})$$

By Theorem 4, we have $\lim_{n \rightarrow \infty} \mathbb{P}(\mathcal{E}_n) = 1 - \alpha$, where α is the pre-specified significance level.

Define

$$\begin{aligned} \tilde{S}_{r,I} &= \sum_{i \in \lambda(I)} \varepsilon_{r,i}, \quad \mu_{r,v}(t) = \mathbb{E}(V_{r,v}(t) | u_{r,v}, l_{r,v}), \quad \Delta_{r,v,n} = \beta(d_{r,v}-) - \beta(d_{r,v}+), \\ \tilde{V}_{r,v}(t) &= \tilde{S}_{r,[l_{r,v}, t]} - \frac{\lambda([l_{r,v}, t])}{\lambda([l_{r,v}, u_{r,v}])} \tilde{S}_{[l_{r,v}, u_{r,v}]}. \end{aligned} \quad (\text{F.210})$$

Consider the decomposition

$$V_{r,v}^2(t) - V_{r,v}^2(d_{r,v}) = I_{r,v} + II_{r,v} + III_{r,v} + \mu_{r,v}^2(t) - \mu_{r,v}^2(d_{r,v}), \quad (\text{F.211})$$

where

$$\begin{aligned} I_{r,v} &= \tilde{V}_{r,v}^2(t) - \tilde{V}_{r,v}^2(d_{r,v}), \quad II_{r,v} = 2(\tilde{V}_{r,v}(t) - \tilde{V}_{r,v}(d_{r,v}))\mu_{r,v}(t), \\ III_{r,v} &= 2\tilde{V}_{r,v}(d_{r,v})(\mu_{r,v}(t) - \mu_{r,v}(d_{r,v})). \end{aligned} \quad (\text{F.212})$$

Let

$$g_n = \frac{\iota_n \log^5 n}{n \underline{\Delta}^2} \quad (\text{F.213})$$

where by condition (M), $ng_n \rightarrow \infty$. By equation (F.209) and Theorem 4, $d_{r,v} \in [\tilde{l}_{r,v}, \tilde{u}_{r,v}]$ on \mathcal{E}_n .

Therefore it suffices to show that *a.s.*,

$$\mathbb{P}(\max_{r,v} \sup_{d_{r,v} + g_n \leq t \leq \tilde{u}_{r,v}} (V_{r,v}^2(t) - V_{r,v}^2(d_{r,v})) \geq 0 | \mathcal{E}_n, \{u_{r,v}, l_{r,v}\}_{r,v}) \rightarrow 0, \quad (\text{F.214})$$

$$\mathbb{P}(\max_{r,v} \sup_{\tilde{l}_{r,v} \leq t \leq \tilde{d}_{r,v} - g_n} (V_{r,v}^2(t) - V_{r,v}^2(d_{r,v})) \geq 0 | \mathcal{E}_n, \{u_{r,v}, l_{r,v}\}_{r,v}) \rightarrow 0. \quad (\text{F.215})$$

We only prove (F.214), i.e., $t \geq g_n + d_{r,v}$. The other assertion follows similarly. In this case, by

straightforward calculation we have that uniformly for r, v and for $t \in [\tilde{l}_{r,v}, \tilde{u}_{r,v}]$, $t \geq d_{r,v}$,

$$\mu_{r,v}(t) = \frac{n \Delta_{r,v,n} (u_{r,v} - t)(d_{r,v} - l_{r,v})}{u_{r,v} - l_{r,v}} + O(nz_n^2). \quad (\text{F.216})$$

which leads to that uniformly for r, v and for $n(t - d_{r,v}) \geq 1$,

$$\begin{aligned} \mu_{r,v}^2(t) - \mu_{r,v}^2(d_{r,v}) &= \frac{n^2 \Delta_{r,v,n}^2 (2u_{r,v} - t - d_{r,v})(d_{r,v} - l_{r,v})^2 (d_{r,v} - t)}{(u_{r,v} - l_{r,v})^2} \\ &\quad + O(n^2 \Delta_{r,v,n} z_n^2 |d_{r,v} - t|) < 0. \end{aligned} \quad (\text{F.217})$$

In the following, to shorter the notation we write $\{\mathcal{E}_n, \{u_{r,v}, l_{r,v}\}_{r,v}\}$ as \mathcal{E}'_n . By equations (F.211) and (F.212), showing (F.214) amounts to showing that *a.s.*

$$\mathbb{P}(\max_{r,v} \sup_{d_{r,v} + g_n \leq t \leq \tilde{u}_{r,v}} (\Theta_{r,v}(t) + \frac{1}{3}[\mu_{r,v}^2(t) - \mu_{r,v}^2(d_{r,v})]) \geq 0 | \mathcal{E}'_n) \rightarrow 0 \quad (\text{F.218})$$

for $\Theta_{r,v}(t) = I_{r,v}(t)$, $II_{r,v}(t)$ and $III_{r,v}(t)$, respectively.

Step (i). Consider the case $\Theta_{r,v}(t) = II_{r,v}(t)$. Notice that $II_{r,v}(t) = 2(II_{r,v,1}(t) + II_{r,v,2}(t))\mu_{r,v}(t)$,

where

$$II_{r,v,1}(t) = \tilde{S}_{r,(d_{r,v},t]}, \quad II_{r,v,2}(t) = -\frac{\lambda((d_{r,v},t])}{\lambda([l_{r,v},u_{r,v}])} \tilde{S}_{r,[l_{r,v},u_{r,v})}. \quad (\text{F.219})$$

Then by the triangle inequality, the LHS of (F.218) can be bounded by

$$\begin{aligned} \mathbb{P}(\max_{r,v} \sup_{d_{r,v} + g_n \leq t \leq \tilde{u}_{r,v}} (2(\tilde{V}_{r,v}(t) - \tilde{V}_{r,v}(d_{r,v}))\mu_{r,v}(t) + \frac{1}{3}[\mu_{r,v}^2(t) - \mu_{r,v}^2(d_{r,v})]) \geq 0 | \mathcal{E}'_n) \leq \\ \sum_{s=1}^2 \sum_{r,v} \mathbb{P}(\sup_{d_{r,v} + g_n \leq t \leq \tilde{u}_{r,v}} (2II_{r,v,s}(t)\mu_{r,v}(t) + \frac{1}{6}[\mu_{r,v}^2(t) - \mu_{r,v}^2(d_{r,v})]) \geq 0 | \mathcal{E}'_n). \end{aligned} \quad (\text{F.220})$$

Define

$$g_{n,r,v} = \left\lceil \frac{1}{g_n} \left(\lfloor nd_{r,v} + 2nz_n \rfloor + 1 \right) - d_{r,v} \right\rceil \quad (\text{F.221})$$

which is non-random on event \mathcal{E}'_n . we shall see that by (F.217)

$$\begin{aligned} &\sum_{r,v} \mathbb{P}(\sup_{d_{r,v} + g_n \leq t \leq \tilde{u}_{r,v}} (2II_{r,v,s}(t)\mu_{r,v}(t) + \frac{1}{6}[\mu_{r,v}^2(t) - \mu_{r,v}^2(d_{r,v})]) \geq 0 | \mathcal{E}'_n) \\ &\leq \sum_{r,v} \sum_{u=1}^{g_{n,r}} \mathbb{P} \left(\sup_{\lfloor n(d_{r,v} + ug_n) \rfloor}^{\lfloor n(d_{r,v} + (u+1)g_n) \rfloor} \left(|II_{r,v,1}(\frac{k}{n})| \right) \geq C(\tilde{\alpha}) |\Delta_{r,v,n}| (\lceil n(d_{r,v} + ug_n) \rceil - nd_{r,v}) \middle| \mathcal{E}'_n \right) \\ &= \sum_{r,v} \sum_{u=1}^{g_{n,r}} \mathbb{P} \left(\sup_{\lfloor n(d_{r,v} + ug_n) \rfloor}^{\lfloor n(d_{r,v} + (u+1)g_n) \rfloor} \left(|II_{r,v,1}(\frac{k}{n})| \right) \geq C(\tilde{\alpha}) |\Delta_{r,v,n}| (\lceil n(d_{r,v} + ug_n) \rceil - nd_{r,v}) \right). \end{aligned} \quad (\text{F.222})$$

where $C(\tilde{\alpha})$ is a constant only depending $\tilde{\alpha}$. Now applying (F.208), using (F.213) we shall see that

$$\begin{aligned} \mathbb{P} \left(\sup_{\substack{[n(d_{r,v}+(u+1)g_n)] \\ [n(d_{r,v}+ug_n)]}} \left(|II_{r,v,1}(\frac{k}{n})| \right) \geq C(\tilde{\alpha})|\Delta_{r,v,n}|(\lceil n(d_{r,v}+ug_n) \rceil - nd_{r,v}) \right) \\ \leq C_0 \exp(-C_1[|\underline{\Delta}|\sqrt{u^2/(u+1)ng_n}]^{2/5}) = C_0 \exp(-C_2\iota_n^{1/5}u^{1/5}\log n) \end{aligned} \quad (\text{F.223})$$

for some positive constants C_0 , C_1 and C_2 . Combining the above two inequalities, since $\iota_n \rightarrow \infty$ and $rv = O(np)$, we shall see the summand w.r.t. $s = 1$ in the RHS of Equation (F.220) diminishes. For the summand w.r.t. $s = 2$, e.g., for $II_{r,v,2}(t)$, by similar arguments using (F.217), (F.208), (F.213) it is bounded by

$$\sum_{r,v} \mathbb{P} \left(|\tilde{S}_{[l_{r,v}, u_{r,v}]}| \geq C(\tilde{\alpha})n|\underline{\Delta}|z_n||\mathcal{E}'_n \right) \leq \sum_{r,v} C'_0 \exp(-C'_1(\sqrt{nz_n}|\underline{\Delta}|)^{2/5}) = o(1) \quad (\text{F.224})$$

where for the last inequality we have used (F.208) and the condition that $\frac{nz_n\Delta^2}{\log^5 n} \rightarrow \infty$, and C'_0 and C'_1 are some positive constants. Therefore we verify (F.218) with $\Theta_{r,v}(t) = II_{r,v}(t)$.

Step (ii) We now verify (F.218) with $\Theta_{r,v}(t) = III_{r,v}(t)$, By (F.216) and (F.217), this is bounded by

$$\sum_{r,v} \mathbb{P}(|\tilde{V}_{r,v}(d_{r,v})| \geq \frac{1}{3}\mu_{r,v}(d_{r,v})|\mathcal{E}') \leq \sum_{r,v} C''_0 \exp(-C''_1(\sqrt{nz_n}|\underline{\Delta}|)^{2/5}) = o(1) \quad (\text{F.225})$$

where for the last inequality we have used (F.216), (F.208) and the condition that $\frac{nz_n\Delta^2}{\log^5 n} \rightarrow \infty$, and C''_0 and C''_1 are some positive constants.

Step (iii). We now verify (F.218) with $\Theta_{r,v}(t) = I_{r,v}(t)$, which is bounded by

$$\mathbb{P}(\max_{r,v} \sup_{d_{r,v}+g_n \leq t \leq \tilde{u}_{r,v}} (|\tilde{V}_{r,v}(t) - \tilde{V}_{r,v}(d_{r,v})| - 3^{-1/2}|\mu_{r,v}(t) - \mu_{r,v}(d_{r,v})|) > 0|\mathcal{E}'_n) \quad (\text{F.226})$$

and

$$\mathbb{P}(\max_{r,v} \sup_{d_{r,v}+g_n \leq t \leq \tilde{u}_{r,v}} (|\tilde{V}_{r,v}(t) + \tilde{V}_{r,v}(d_{r,v})| - 3^{-1/2}|\mu_{r,v}(t) + \mu_{r,v}(d_{r,v})|) \geq 0|\mathcal{E}'_n). \quad (\text{F.227})$$

due to the inequality $x^2 - y^2 = (x+y)(x-y)$. Using this fact and by similar arguments to the proof of steps 1 and 2, we shall see that both (F.226) and (F.227) converge to 0. Therefore Equation (F.218) with $\Theta_{r,v}(t) = I_{r,v}(t)$ holds.

Combining steps I, II and III we show (F.218) which completes the proof. \square

F.4 Gaussian Approximation for high dimensional nonstationary time series

The next proposition extends the gaussian approximation for maximum of high dimensional time series of **zhang2018gaussian** to the approximations for the probabilities that sums of centered high dimensional time series hit hyperrectangles, via the techniques from **chernozhukov2017central**. Let \mathcal{A}^{Re} be the class of all hyperrectangles in \mathbb{R}^p . Then if $A \in \mathcal{A}^{Re}$, then there exist $-\infty \leq a_j \leq \infty$, $-\infty \leq b_j \leq \infty$, $1 \leq j \leq p$ such that

$$A = \{w \in \mathbb{R}^p : a_j \leq w_j \leq b_j, 1 \leq j \leq p\}.$$

For $\mathbf{x}_i = (x_{i,1}, \dots, x_{i,p})^\top$ and given wight function W , scales $s_{r_1} \leq \dots \leq s_{rq_r}$ for $1 \leq r \leq p$ and the time points t_{k1}, \dots, t_{km_k} such that $s_{kq_1} \leq t_{k1}, \dots, \leq t_{km_k} \leq 1 - s_{kq_k}$ for $1 \leq k \leq p$, we define

$p' = \sum_{s=1}^p m_s q_s$ dimensional vector

$$\mathbf{x}_i^W = \begin{pmatrix} x_{i1} W\left(\frac{i/n-t_{11}}{s_{11}}\right) \\ \vdots \\ x_{i1} W\left(\frac{i/n-t_{1m_1}}{s_{11}}\right) \\ \vdots \\ x_{i1} W\left(\frac{i/n-t_{11}}{s_{1q_1}}\right) \\ \vdots \\ x_{i1} W\left(\frac{i/n-t_{1m_1}}{s_{1q_1}}\right) \\ \vdots \\ x_{ip} W\left(\frac{i/n-t_{p1}}{s_{p1}}\right) \\ \vdots \\ x_{ip} W\left(\frac{i/n-t_{pmp}}{s_{p1}}\right) \\ \vdots \\ x_{ip} W\left(\frac{i/n-t_{p1}}{s_{pq_p}}\right) \\ \vdots \\ x_{ip} W\left(\frac{i/n-t_{pmp}}{s_{pq_p}}\right) \end{pmatrix}, \quad \mathbf{x}_i^{W,S} = \begin{pmatrix} x_{i1} W\left(\frac{i/n-t_{11}}{s_{11}}\right)/\sqrt{ns_{11}} \\ \vdots \\ x_{i1} W\left(\frac{i/n-t_{1m_1}}{s_{11}}\right)/\sqrt{ns_{11}} \\ \vdots \\ x_{i1} W\left(\frac{i/n-t_{11}}{s_{1q_1}}\right)/\sqrt{ns_{1q_1}} \\ \vdots \\ x_{i1} W\left(\frac{i/n-t_{1m_1}}{s_{1q_1}}\right)/\sqrt{ns_{1q_1}} \\ \vdots \\ x_{ip} W\left(\frac{i/n-t_{p1}}{s_{p1}}\right)/\sqrt{ns_{p1}} \\ \vdots \\ x_{ip} W\left(\frac{i/n-t_{pmp}}{s_{p1}}\right)/\sqrt{ns_{p1}} \\ \vdots \\ x_{ip} W\left(\frac{i/n-t_{p1}}{s_{pq_p}}\right)/\sqrt{ns_{pq_p}} \\ \vdots \\ x_{ip} W\left(\frac{i/n-t_{pmp}}{s_{pq_p}}\right)/\sqrt{ns_{pq_p}} \end{pmatrix} \quad (\text{F.228})$$

where the superscript S means standardization. For convenience, we refer to $(W(\frac{i/n-t_{rv}}{s_{rj}}))_{r,v,j}$ as weights for \mathbf{x}_i .

Let $\beta = \phi \log p'$, and

$$F_\beta(\mathbf{w}) = \beta^{-1} \log\left(\sum_{j=1}^{p'} \exp(\beta(w_j - y_j))\right), \quad \mathbf{w} \in \mathbb{R}^{p'} \quad (\text{F.229})$$

and the function $F_\beta(\mathbf{w})$ satisfies that

$$0 \leq F_\beta(\mathbf{w}) - \max_{1 \leq j \leq p'} (w_j - y_j) \leq \beta^{-1} \log p' = \phi^{-1}. \quad (\text{F.230})$$

Let $g : \mathbb{R} \rightarrow [0, 1]$ be a countinously differentiable function with finite third order derivatives.

Define

$$m(\mathbf{w}) = g(F_\beta(\mathbf{w})), \mathbf{w} \in \mathbb{R}^{p'}. \quad (\text{F.231})$$

Write $\partial_j m(x) = \partial m(x)/\partial x_j$, $\partial_j m(x) = \partial m(x)/\partial x_j$, $\partial_j m(x) = \partial m(x)/\partial x_j$. Carefully check Lemma A.5 and Lemma A.6 of **chernozhukov2013gaussian**, we conclude that

$$|\partial_i \partial_j m(\mathbf{w})| \leq U_{jk}(\mathbf{w}), \quad |\partial_i \partial_j \partial_l m(\mathbf{w})| \leq U_{jkl}(\mathbf{w}), \quad (\text{F.232})$$

for $1 \leq j, k, l \leq p'$, where

$$\sum_{j,k=1}^{p'} U_{j,k}(\mathbf{w}) \leq (G_2 + 2G_1\beta), \quad \sum_{j,k,l=1}^{p'} U_{jkl}(\mathbf{w}) \leq (G_3 + 6G_2\beta + 6G_1\beta^2) \quad (\text{F.233})$$

with $G_k = \sup_{z \in \mathbb{R}} |\partial^k g(z)/\partial z^k|$ for $k \geq 0$. Moreover, for every $\mathbf{w} \in \mathbb{R}^{p'}$ and $\tau \in [0, 1]$, for every $\mathbf{z} \in \mathbb{R}^{p'}$ such that $\max_{j \leq p'} |z_j| \leq 1$, we have

$$U_{jk}(\mathbf{w}) \lesssim U_{jk}(\mathbf{w} + \tau \mathbf{z}) \lesssim U_{jk}(\mathbf{w}), U_{jkl}(\mathbf{w}) \lesssim U_{jkl}(\mathbf{w} + \tau \mathbf{z}) \lesssim U_{jkl}(\mathbf{w}). \quad (\text{F.234})$$

Moreover, by Lemma A.3 of **chernozhukov2013gaussian**, we have

$$|F_\beta(w_1) - F_\beta(w_2)| \leq \max_{1 \leq j \leq p} |w_{1,j} - w_{2,j}| \quad (\text{F.235})$$

for any p' dimensional vectors $\mathbf{w}_1 = (w_{1,1}, \dots, w_{1,p})^\top$ and $\mathbf{w}_2 = (w_{2,1}, \dots, w_{2,p})^\top$. Precisely speaking, **chernozhukov2013gaussian** shows (F.232)-(F.235) for $y = (0, \dots, 0)^\top$, but it is trivial to extend these results to $y \in \mathbb{R}^{p'}$.

Proposition 6 *Let $\{\mathbf{x}_i\}$ be an M dependent vector and mean zero time series. Let \mathbf{y}_i , $1 \leq i \leq n$ be the Gaussian random vectors which have the same autocovariance structure as \mathbf{x}_i , $1 \leq i \leq n$. Let \mathbf{y}_i^W and $\mathbf{y}_i^{W,S}$ be the vector define using \mathbf{y}_i , weight function W and scales s_{kq_k} , $1 \leq k \leq p$ with evaluation points i/n such that $s_{kq_k} \leq i/n \leq 1 - s_{kq_k}$. through an analogue of (F.228). Assume (W1) and (W2) hold for $W(\cdot)$. Further let $\underline{s}_{\min} = \min_{1 \leq k \leq p} s_{k1}$, and $\bar{s}_{\max} = \max_{1 \leq k \leq p} s_{kq_k}$. Let $m_{x,3} = \max_{ij} (\mathbb{E}|x_{ij}^3|)^{1/3}$ and $m_{y,3} = \max_{ij} (\mathbb{E}|y_{ij}^3|)^{1/3}$. Define $\tilde{x}_{ij} = (x_{ij} \wedge M_x) \vee (-M_x) -$*

$\mathbb{E}[(x_{ij} \wedge M_x) \vee (-M_x)]$, $\tilde{y}_{ij} = (y_{ij} \wedge M_y) \vee (-M_y)$ where x_{ij} and y_{ij} are the j_{th} entry of \mathbf{x}_i and \mathbf{y}_i , respectively. Let $\tilde{\mathbf{x}}_i^W$ and $\tilde{\mathbf{y}}_i^W$ be analogue p' length vectors of left part (F.228) defined through \tilde{x}_{ij} s and \tilde{y}_{ij} s with components denoted by \tilde{x}_{ij}^W and \tilde{y}_{ij}^W respectively. Let $\tilde{\mathbf{x}}_i^{W,S}$ and $\tilde{\mathbf{y}}_i^{W,S}$ be the corresponding standardized vectors resulting from dividing $\sqrt{ns_{kqk}}$ as in (F.228). Let $\tilde{\mathbf{Y}}^{W,S} = \sum_{i=1}^n \tilde{\mathbf{y}}_i^{W,S}$ and $\tilde{\mathbf{X}}^{W,S} = \sum_{i=1}^n \tilde{\mathbf{x}}_i^{W,S}$. Similarly define $\mathbf{Y}^{W,S} = \sum_{i=1}^n \mathbf{y}_i^{W,S}$ and $\mathbf{X}^{W,S} = \sum_{i=1}^n \mathbf{x}_i^{W,S}$. Define $\phi^{W,S}(M_x, M_y) = \max_{1 \leq j, k \leq p'} \sum_{i=1}^n |\sum_{l \in [1, n]: |l-i| \leq M} (\mathbb{E} \tilde{x}_{ij}^{W,S} \tilde{x}_{lk}^{W,S} - \mathbb{E} \tilde{y}_{ij}^{W,S} \tilde{y}_{lk}^{W,S})|$ and

$$\mathcal{I} := \mathbf{1}\{|\mathbf{X}^{W,S} - \tilde{\mathbf{X}}^{W,S}|_\infty \leq \Theta, |\mathbf{Y}^{W,S} - \tilde{\mathbf{Y}}^{W,S}|_\infty \leq \Theta\}. \quad (\text{F.236})$$

Assume that $\frac{M}{ns_{\min}} \rightarrow 0$ and $\sqrt{5}(4M+1)M_{xy}/\sqrt{ns_{\min}} \leq \beta^{-1}$ where $M_{xy} = \max\{M_x, M_y\}$. Then we have that

$$\begin{aligned} & \|\mathbb{E}m(\mathbf{X}^{W,S}) - \mathbb{E}m(\mathbf{Y}^{W,S})\| \lesssim (G_2 + G_1\beta)\phi^{W,S}(M_x, M_y) \\ & + (G_3 + G_2\beta + G_1\beta^2)((m_{x,3}^3 + m_{y,3}^3))M^2/\sqrt{ns_{\min}} + G_1\Theta + G_0\mathbb{E}(1 - \mathcal{I}). \end{aligned} \quad (\text{F.237})$$

Proof. Consider

$$Z_{ij}(t) = \tilde{x}_{ij}^{W,S}\sqrt{t} - \tilde{y}_{ij}^{W,S}\sqrt{1-t} \quad (\text{F.238})$$

and $\mathbf{Z}_i(t)$ is the p' length vector with components $Z_{ij}(t)$. Let $\mathbf{Z}(t) = \sum_i \mathbf{Z}_i(t)$ and $\Psi(t) = \mathbb{E}m(\mathbf{Z}(t))$, and also let $\mathbf{V}^{(i)}(t) = \sum_{j \in [1, n]: |j-i| \leq M} \mathbf{Z}_j(t)$ and $\mathbf{Z}^{(i)}(t) = \mathbf{Z}(t) - \mathbf{V}^{(i)}(t)$. Let $V_k^{(i)}(t)$ be the k_{th} element of $\mathbf{V}^{(i)}(t)$. By the proof of Proposition 2.1 of **zhang2018gaussian**, we have

$$\mathbb{E}m(\tilde{\mathbf{X}}^{W,S}) - \mathbb{E}m(\tilde{\mathbf{Y}}^{W,S}) = \frac{1}{2}(I_1 + I_2 + I_3) \quad (\text{F.239})$$

where

$$\begin{aligned} I_1 &= \sum_{i=1}^n \sum_{j=1}^{p'} \int_0^1 \mathbb{E}[\partial_j m(\mathbf{Z}^{(i)}(t)) \dot{Z}_i(t)] dt, \\ I_2 &= \sum_{i=1}^n \sum_{k,j=1}^{p'} \int_0^1 \mathbb{E}[\partial_k \partial_j m(\mathbf{Z}^{(i)}(t)) \dot{Z}_i(t) V_k^{(i)}(t)] dt, \\ I_3 &= \sum_{i=1}^n \sum_{k,j,l=1}^{p'} \int_0^1 \int_0^1 (1-\tau) \mathbb{E}[\partial_k \partial_j \partial_l m(\mathbf{Z}^{(i)}(t) + \tau \mathbf{V}^{(i)}(t)) \dot{Z}_i(t) V_k^{(i)}(t) V_l^{(i)}(t)] d\tau dt, \end{aligned}$$

and for any function $g(t)$, $\dot{g}(t) = \frac{\partial}{\partial t}g(t)$. Let $\mathcal{V}^{(i)}(t) = \sum_{l \in [1, n]: M < |l-i| \leq 2M} \mathbf{Z}_l(t)$ with the k_{th} component $\mathcal{V}_k^{(i)}(t)$, and $\mathcal{Z}^{(i)}(t) = \mathbf{Z}^{(i)}(t) - \mathcal{V}^{(i)}(t)$ with the k_{th} component $\mathcal{Z}_k^{(i)}(t)$. By independence $I_1 = 0$. Let $M_{xy} = \max\{M_x, M_y\}$ and notice that

$$\begin{aligned} \max_{1 \leq j \leq p'} \left| \sum_{l: |l-i| \leq 2M} Z_{lj}(t) \right| &\leq (4M+1) \sup_{t \in [0,1]} (2\sqrt{t} + \sqrt{1-t}) M_{xy} / \sqrt{n \underline{s}_{\min}} \\ &\leq \sqrt{5}(4M+1) M_{xy} / \sqrt{n \underline{s}_{\min}} \leq \beta^{-1}. \end{aligned} \quad (\text{F.240})$$

Following the proof of Proposition 2.1 of **zhang2018gaussian** with slight modification we have that

$$\begin{aligned} I_2 &\lesssim (G_2 + G_1\beta) \int_0^1 \max_{1 \leq j \leq p} \sum_{i=1}^n |\mathbb{E}(\dot{Z}_{ij}(t) V_k^{(i)}(t))| \\ &\quad + (G_3 + G_2\beta + G_1\beta^2) \int_0^1 \max_{1 \leq k, j, l \leq p} \sum_{i=1}^n \mathbb{E}|\dot{Z}_{ij}(t) V_k^{(i)}(t) \mathcal{V}_l^{(i)}(t)| dt \\ &:= (G_2 + G_1\beta) I_{21} + (G_3 + G_2\beta + G_1\beta^2) I_{22}, \end{aligned} \quad (\text{F.241})$$

where the different argument is that due to (F.234)

$$\begin{aligned} &\sum_{i=1}^n \sum_{k, j, l=1}^{p'} \int_0^1 \int_0^1 \mathbb{E}[U_{kjl}(\mathcal{Z}^{(i)}(t) + \tau \mathcal{V}^{(i)}(t)) |\dot{Z}_{ij}(t) V_k^{(i)}(t) \mathcal{V}_l^{(i)}(t)|] dt d\tau \\ &\lesssim \sum_{i=1}^n \sum_{k, j, l=1}^{p'} \int_0^1 \int_0^1 \mathbb{E}[U_{kjl}(\mathcal{Z}^{(i)}(t)) |\dot{Z}_{ij}(t) V_k^{(i)}(t) \mathcal{V}_l^{(i)}(t)|] dt d\tau \\ &= \sum_{i=1}^n \sum_{k, j, l=1}^{p'} \int_0^1 \mathbb{E}[U_{kjl}(\mathcal{Z}^{(i)}(t)) \mathbb{E}|\dot{Z}_{ij}(t) V_k^{(i)}(t) \mathcal{V}_l^{(i)}(t)|] dt \\ &= \int_0^1 \sum_{k, j, l=1}^{p'} \mathbb{E}[U_{kjl}(\mathbf{Z}(t)) \sum_{i=1}^n \mathbb{E}|\dot{Z}_{ij}(t) V_k^{(i)}(t) \mathcal{V}_l^{(i)}(t)|] dt. \end{aligned}$$

For I_{21} notice that

$$\max_{1 \leq j, k \leq p'} \sum_{i=1}^n |\mathbb{E}[\dot{Z}_{ij}(t) V_k^{(i)}(t)]| \lesssim \phi^{W, S}(M_x, M_y). \quad (\text{F.242})$$

For I_{22} , letting $w(t) = 1/(\sqrt{t} \wedge \sqrt{1-t})$ and noticing that using independence and Cauchy

inequality, it follows that

$$\sum_{i=1}^n \mathbb{E} |\dot{Z}_{ij}(t) V_k^{(i)}(t) \mathcal{V}_l^{(i)}(t)| / w(t) \leq \left(\sum_{i=1}^n \mathbb{E} (|\dot{Z}_{ij}(t) / w(t)|^3)^{1/3} \left(\sum_{i=1}^n \mathbb{E} (|V_k^{(i)}(t) \mathcal{V}_l^{(i)}(t)|^{3/2})^{2/3} \right) \right) \quad (\text{F.243})$$

Elementary calculations show that

$$\begin{aligned} \max_{1 \leq j \leq p'} \left(\sum_{i=1}^n \mathbb{E} (|\dot{Z}_{ij}(t) / w(t)|^3)^{1/3} \right) &\lesssim \frac{1}{\sqrt{n \underline{s}_{\min}}} (m_{x,3}^3 + m_{y,3}^3), \\ \left(\sum_{i=1}^n \mathbb{E} (|V_k^{(i)}(t) \mathcal{V}_l^{(i)}(t)|^{3/2}) \right)^2 &\leq \sum_{i=1}^n \mathbb{E} (|V_k^{(i)}(t)|^3) \sum_{i=1}^n \mathbb{E} (|\mathcal{V}_l^{(i)}(t)|^3). \end{aligned} \quad (\text{F.244})$$

By Jansen's inequality, and the fact that $\frac{M}{n \underline{s}_{\min}} \rightarrow 0$, we have

$$\sum_{i=1}^n \mathbb{E} (|V_k^{(i)}(t)|^3) \lesssim M^2 \sum_{i=1}^n \sum_{j \in [1, n] : |j-i| \leq M} \mathbb{E} (|\tilde{x}_{jk}^{W,S}|^3 + |\tilde{y}_{jk}^{W,S}|^3) \lesssim \frac{M^3}{\sqrt{n \underline{s}_{\min}}} (m_{3,x}^3 + m_{3,y}^3). \quad (\text{F.245})$$

Similarly $\sum_{i=1}^n \mathbb{E} (|\mathcal{V}_k^{(i)}(t)|^3) \lesssim \frac{M^3}{\sqrt{n \underline{s}_{\min}}} (m_{3,x}^3 + m_{3,y}^3)$. Together with (F.244)–(F.245) we have that

$$I_2 \lesssim (G_2 + G_1 \beta) \phi^{W,S}(M_x, M_y) + (G_3 + G_2 \beta + G_1 \beta^2) ((m_{x,3}^3 + m_{y,3}^3)) M^2 / \sqrt{n \underline{s}_{\min}}. \quad (\text{F.246})$$

Similar arguments yield that

$$I_3 \lesssim (G_3 + G_2 \beta + G_1 \beta^2) ((m_{x,3}^3 + m_{y,3}^3)) M^2 / \sqrt{n \underline{s}_{\min}} \quad (\text{F.247})$$

Therefore,

$$\begin{aligned} |\mathbb{E} m(\tilde{\mathbf{X}}^{W,S}) - \mathbb{E} m(\tilde{\mathbf{Y}}^{W,S})| &\lesssim (G_2 + G_1 \beta) \phi^{W,S}(M_x, M_y) \\ &+ (G_3 + G_2 \beta + G_1 \beta^2) (m_{x,3}^3 + m_{y,3}^3) M^2 / \sqrt{n \underline{s}_{\min}} \end{aligned} \quad (\text{F.248})$$

Applying the fact that $|m(\mathbf{x}) - m(\mathbf{y})| \lesssim 2G_0$, $|m(\mathbf{x}) - m(\mathbf{y})| \lesssim G_1 |\mathbf{x} - \mathbf{y}|_\infty$ for any p' length vector \mathbf{x} and \mathbf{y} to bound $|\mathbb{E} m(\mathbf{X}^{W,S}) - \mathbb{E} m(\tilde{\mathbf{X}}^{W,S})|$ and $|\mathbb{E} m(\mathbf{Y}^{W,S}) - \mathbb{E} m(\tilde{\mathbf{Y}}^{W,S})|$, respectively we shall see that (F.237) holds. \square

Proposition 7 *Let $(\epsilon_i) = (\epsilon_{r,i})_{1 \leq r \leq p}$ be the p dimensional vector satisfying conditions (A), and $\mathbf{x}_i = (x_{i,1}, \dots, x_{i,p})^\top$ such that $x_{i,r} = \epsilon_{r,i}$. Let $\mathbf{x}_i^{W,S}$ be the vector defined in (F.228) with $q_1, \dots, q_p =$*

$\delta_n, m_k = \lfloor n - n\bar{s}_k \rfloor - \lceil n\bar{s}_k \rceil + 1, t_{kj} = \frac{\lceil n\bar{s}_k \rceil + (k-1)j}{n}$ where $\bar{s}_k = \max_{1 \leq j \leq \delta_n} s_{r,j}$, and with weight $(W(\frac{i/n-v/n}{s_{r,j}})/\mathbb{E}(\hat{\sigma}_{r,v/n}^2))_{r,j,v}$ for \mathbf{x}_i . Assume (W1) and (W2) hold for $W(\cdot)$. Let $(\check{\mathbf{y}}_i) = (\check{y}_{r,i})_{1 \leq r \leq p}$, $1 \leq i \leq n$ be the Gaussian vectors which shares the same autocovariance as $(\boldsymbol{\epsilon}_i)$, $1 \leq i \leq n$, and $\mathbf{y}_i = (y_{i,1}, \dots, y_{i,p})^\top$ with $y_{i,r} = \check{y}_{r,i}/\mathbb{E}(\hat{\sigma}_{r,t_i}^2)$. Similarly to $\mathbf{x}_i^{W,S}$ we define $\mathbf{y}_i^{W,S}$. Recall the definition of $\tilde{\mathbf{x}}_i^{W,S}, \tilde{\mathbf{y}}_i^{W,S}, \mathbf{X}^{W,S}, \mathbf{Y}^{W,S}, \tilde{\mathbf{X}}^{W,S}$ and $\tilde{\mathbf{Y}}^{W,S}$ in Proposition 6. Assume that $p = O(n^\iota)$ and $\delta_n = O(n^\iota)$ for some $\iota > 0$, and that there exist constant $\iota_1 > \iota_0$ such that $d_1 n^{-\iota_1} \leq \underline{s}_{\min} \leq \bar{s}_{\max} < d_0 n^{-\iota_0}$ for some small positive constant d_1 and large constant d_0 . Then we have

$$\sup_{A \in \mathcal{A}^{Re}} |\mathbb{P}(\mathbf{X}^{W,S} \in A) - \mathbb{P}(\mathbf{Y}^{W,S} \in A)| \lesssim (n\underline{s}_{\min})^{-1/8} \log^4 n. \quad (\text{F.249})$$

Proof. Recall $p' = \sum_{s=1}^p m_s q_s = O(n\delta_n p) = O(n^{1+2\iota})$. Let q be a sufficiently large constant which will be discussed at the end of this proof in detail. Consider M dependent series

$$\mathbf{x}_i^{(M)} = \mathbb{E}(\mathbf{x}_i | \eta_{i-M}, \eta_{i-M+1}, \dots, \eta_i).$$

By Corollary 1, \mathbf{y}_i is the p dimensional Gaussian random vectors which preserves the autocovariance structure of \mathbf{x}_i . Let $\mathbf{y}_i^{(M)}$ is the p dimensional Gaussian random vectors which preserves the autocovariance structure of $\mathbf{x}_i^{(M)}$, where M satisfies that $\frac{M}{n\underline{s}_{\min}} \rightarrow 0$ and $\sqrt{5}(4M+1)M_{xy}/\sqrt{n\underline{s}_{\min}} \leq \beta^{-1}$.

First we bound $|\mathbb{E}[m(\mathbf{X}^{W,S}) - m(\mathbf{Y}^{W,S,(M)})]|$. Notice that

$$\begin{aligned} |\mathbb{E}[m(\mathbf{X}^{W,S}) - m(\mathbf{Y}^{W,S,(M)})]| &\lesssim |\mathbb{E}[m(\mathbf{X}^{W,S,(M)}) - m(\mathbf{Y}^{W,S,(M)})]| + |\mathbb{E}[m(\mathbf{X}^{W,S}) - m(\mathbf{X}^{W,S,(M)})]| \\ &:= I + II \end{aligned}$$

Recall $t_v = v/n$. Let $X_j^{W,S}$ and $X_j^{W,S,(M)}$ be the j th entry of $\mathbf{X}_j^{W,S}$ and $\mathbf{X}_j^{W,S,(M)}$, we have

$$II \lesssim G_1 \Delta_M + G_0 \mathbb{E}(1 - \mathcal{I}_M) \quad (\text{F.250})$$

where

$$\begin{aligned}\mathcal{I}_M &= \mathbf{1}(\max_{1 \leq j \leq p'} |X_j^{W,S} - X_j^{W,S,(M)}| \leq \Delta_M) \\ &= \mathbf{1}(\max_{\substack{1 \leq j \leq p \\ 1 \leq j \leq \delta_n, t_v \in \mathcal{T}_r}} |\frac{1}{\sqrt{ns}} \sum_{i=1}^n (x_{i,r} - x_{i,r}^{(M)}) W(\frac{i/n - t_v}{s_{r,j}})| \leq \Delta_M)\end{aligned}$$

By Lemma A1 of **liu2009strong** for $q \geq 2$ it follows that for $1 \leq j \leq p'$

$$[\mathbb{E}|X_j^{W,S} - X_j^{W,S,(M)}|^q]^{1/q} \leq C_q^{1/2} \sum_{i=M}^{\infty} \delta_q(L, i)$$

for some constant C_q depending only on q . Using union bound, we have

$$\begin{aligned}\mathbb{E}(1 - \mathcal{I}_M) &\leq \sum_{j=1}^{p'} \mathbb{P}(|X_j^{W,S} - X_j^{W,S,(M)}| \geq \Delta_M) \leq \sum_{j=1}^{p'} \frac{1}{\Delta_M^q} \mathbb{E}|X_j^{W,S} - X_j^{W,S,(M)}|^q \\ &\leq \sum_{j=1}^{p'} \frac{C_q^{q/2}}{\Delta_M^q} \left(\sum_{i=M}^{\infty} \delta_q(L, i) \right)^q.\end{aligned}\tag{F.251}$$

Together with (F.250), optimizing the choices of Δ_M we shall see that

$$II \lesssim (G_0 G_1^q)^{\frac{1}{1+q}} \left(p' \left(\sum_{i=M}^{\infty} \delta_q(L, i) \right)^q \right)^{\frac{1}{1+q}}.\tag{F.252}$$

Following the proof of Lemma 1 of this paper, we shall see that $\delta_q(L, i) = O(q\chi^{i/2q})$. Using

Proposition 6 for I we have that

$$\begin{aligned}|\mathbb{E}[m(\mathbf{X}^{W,S}) - m(\mathbf{Y}^{W,S,(M)})]| &\lesssim (G_2 + G_1\beta)\phi^{W,S}(M_x, M_y) \\ &+ (G_3 + G_2\beta + G_1\beta^2)((m_{x,3}^3 + m_{y,3}^3))M^2/\sqrt{n s_{\min}} + (G_0 G_1^q)^{\frac{1}{1+q}}(p'\chi^{M/2})^{\frac{1}{1+q}} \\ &+ G_1\Theta + G_0\mathbb{E}(1 - \mathcal{I}).\end{aligned}\tag{F.253}$$

Step 2. We evaluate $\phi^{W,S}(M_x, M_y)$. It is obvious that

$$\phi^{W,S}(M_x, M_y) \leq \phi^{W,S}(M_x) + \phi^{W,S}(M_y)$$

where

$$\phi^{W,S}(M_x) = \max_{1 \leq j, k \leq p'} \sum_{i=1}^n \left| \sum_{l: |l-i| \leq M, 1 \leq l \leq n} (\mathbb{E} \tilde{x}_{ij}^{W,S,(M)} \tilde{x}_{lk}^{W,S,(M)} - \mathbb{E} x_{ij}^{W,S,(M)} x_{lk}^{W,S,(M)}) \right|,\tag{F.254}$$

$$\phi^{W,S}(M_y) = \max_{1 \leq j, k \leq p'} \sum_{i=1}^n \left| \sum_{l: |l-i| \leq M, 1 \leq l \leq n} (\mathbb{E} \tilde{y}_{ij}^{W,S,(M)} \tilde{y}_{lk}^{W,S,(M)} - \mathbb{E} y_{ij}^{W,S,(M)} y_{lk}^{W,S,(M)}) \right|.\tag{F.255}$$

Notice that

$$\phi^{W,S}(M_x) = \max_{\substack{1 \leq j, k \leq p \\ 1 \leq u_1, u_2 \leq \delta_n, \\ t_{v_1} \leq T_j, t_{v_2} \in T_k}} \frac{1}{n \sqrt{s_{j,u_1} s_{k,u_2}}} \sum_{i=1}^n \left| \sum_{\substack{l: |l-i| \leq M \\ 1 \leq l \leq n}} \left[\mathbb{E}(\tilde{x}_{ij}^{(M)} \tilde{x}_{lk}^{(M)} - x_{ij}^{(M)} x_{lk}^{(M)}) \right. \right. \\ \left. \left. W\left(\frac{i/n - t_{v_1}}{s_j}\right) W\left(\frac{l/n - t_{v_2}}{s_k}\right) \right] \right|. \quad (\text{F.256})$$

Following the argument similar to Step 2 of the proof of Theorem 2.1 of **zhang2018gaussian**, we have that

$$|\mathbb{E}x_{ij}^{(M)} x_{lk}^{(M)} - \mathbb{E}\tilde{x}_{ij}^{(M)} \tilde{x}_{lk}^{(M)}| \lesssim M_x^{-1} \sum_{j=|l-i|}^M \delta_3(L, j) \quad (\text{F.257})$$

which shows that $\phi^{W,S}(M_x) \lesssim M_x^{-1}$. Using the same argument and equations (44), (45) in the proof of **zhang2018gaussian** it follows that $\phi^{W,S}(M_y) \lesssim M_y^{-2}$. As a consequence, we have that

$$\phi^{W,S}(M_x, M_y) \lesssim M_x^{-1} + M_y^{-2}. \quad (\text{F.258})$$

Step 3. Evaluation of $G_1\Theta + G_0\mathbb{E}(1 - \mathcal{I})$. We calculate this quantity assuming $\frac{\sqrt{n\bar{s}_{\max}}}{M_x^q} < c\Theta$ for some sufficiently small constant c . Notice that

$$\mathbb{E}(1 - \mathcal{I}) \leq \mathbb{P}(\max_j |X_j^{W,S} - \tilde{X}_j^{W,S}| \geq \Theta) + \mathbb{P}(\max_j |Y_j^{W,S} - \tilde{Y}_j^{W,S}| \geq \Theta). \quad (\text{F.259})$$

The quantity $\mathbb{P}(\max_j |X_j^{W,S} - \tilde{X}_j^{W,S}| \geq \Theta)$ is bounded by

$$\mathbb{P}(\max_j |X_j^{W,S} - \tilde{X}_j^{W,S}| \geq \Theta, \max_{1 \leq i \leq n} \max_{1 \leq j \leq p} |x_{ij}| \leq M_x) + \mathbb{P}(\max_{1 \leq i \leq n} \max_{1 \leq j \leq p} |x_{ij}| > M_x). \quad (\text{F.260})$$

Similarly the quantity $\mathbb{P}(\max_j |Y_j^{W,S} - \tilde{Y}_j^{W,S}| \geq \Theta)$ is bounded by

$$\mathbb{P}(\max_j |Y_j^{W,S} - \tilde{Y}_j^{W,S}| \geq \Theta, \max_{1 \leq i \leq n} \max_{1 \leq j \leq p} |y_{ij}| \leq M_y) + \mathbb{P}(\max_{1 \leq i \leq n} \max_{1 \leq j \leq p} |y_{ij}| > M_y). \quad (\text{F.261})$$

Recall that $\tilde{x}_{ij} = (x_{ij} \wedge M_x) \vee (-M_x) - \mathbb{E}[(x_{ij} \wedge M_x) \vee (-M_x)]$ which implies that if $|x_{ij}| \leq M_x$,

$$x_{ij} - \tilde{x}_{ij} = \mathbb{E}[(x_{ij} \wedge M_x) \vee (-M_x)]. \quad (\text{F.262})$$

Therefore, $\mathbb{P}(\max_j |X_j^{W,S} - \tilde{X}_j^{W,S}| \geq \Theta, \max_{1 \leq i \leq n} \max_{1 \leq j \leq p} |x_{ij}| \leq M_x)$ equals

$$\mathbb{P}\left(\max_{\substack{1 \leq k \leq p \\ 1 \leq j \leq \delta_n \\ t_v \in T_r}} \left| \frac{\sum_{i=1}^n \mathbb{E}((x_{ij} \wedge M_x) \vee (-M_x)) W(\frac{i/n - t_v}{s_{r,j}})}{\sqrt{ns_{r,j}}} \right| \geq \Theta, \max_{\substack{1 \leq i \leq n \\ 1 \leq j \leq p}} |x_{ij}| \leq M_x\right). \quad (\text{F.263})$$

Since $\mathbb{E}(x_{ij}) = 0$, for $q > 0$ we have

$$|\mathbb{E}(x_{ij} \mathbf{1}(|x_{ij}| \leq M_x))| = |\mathbb{E}(x_{ij} \mathbf{1}(|x_{ij}| > M_x))| \leq \frac{\mathbb{E}|x_{ij}|^{q+1}}{M_x^q},$$

and also

$$|M_x \mathbb{E}(\mathbf{1}(|x_{ij}| > M_x))| \leq \frac{\mathbb{E}|x_{ij}|^{q+1}}{M_x^q}.$$

Using condition (A2), we have $\mathbb{E}(|x_{ij}|^{q+1}) \leq C(q+1)^{q+1}$ for some constant C . Therefore, the condition that $\frac{\sqrt{n\bar{s}_{\max}}(q+1)^{q+1}}{M_x^q} < c\Theta$ for some sufficiently small constant c implies (F.263) is 0. By the symmetry of Gaussian random variable, the analog of (F.263) with x_{ij} and M_x replaced by y_{ij} and M_y is equal to 0. Combining (F.260) and (F.261) one concludes that for some small enough but positive constant t

$$\begin{aligned} G_1\Theta + G_0\mathbb{E}(1 - \mathcal{I}) &\lesssim \Theta + \mathbb{P}(\max_{1 \leq i \leq n} \max_{1 \leq j \leq p} |x_{ij}| > M_x) + \mathbb{P}(\max_{1 \leq i \leq n} \max_{1 \leq j \leq p} |y_{ij}| > M_y) \\ &\lesssim \Theta + \sum_{1 \leq i \leq n} \sum_{1 \leq j \leq p} \mathbb{P}(|x_{ij}| > M_x) + \sum_{1 \leq i \leq n} \sum_{1 \leq j \leq p} \mathbb{P}(|y_{ij}| > M_y) \\ &\lesssim \Theta + np(\exp(-tM_x) + \exp(-tM_y^2)) \end{aligned} \quad (\text{F.264})$$

subject to $\frac{\sqrt{n\bar{s}_{\max}}}{M_x^q} < c\Theta$ for sufficiently small constant c where we have used condition (A2) and the tail properties of Gaussian random variables. Considering the constraint, without loss of generality we pick $\Theta = \frac{\sqrt{n\bar{s}_{\max} \log n}}{M_x^q}$, and we have that

$$G_1\Theta + G_0(1 - \mathcal{I}) \lesssim \frac{\sqrt{n\bar{s}_{\max} \log n}}{M_x^q} + np(\exp(-tM_x) + \exp(-tM_y^2)). \quad (\text{F.265})$$

In the following, we consider $g(t) := g_0(\varphi t)$, $t \in \mathbb{R}$ and $\varphi > 0$, where $g_0 : \mathbb{R} \rightarrow [0, 1]$ is a countinuously differentiable function with bounded third order derivatives, $g_0(t) = 1$ for $t \leq 0$ and $g_0(t) = 0$ for

$t \geq 1$. Summarizing step 1-step 3, we have that

$$\begin{aligned}
|\mathbb{E}[m(\mathbf{X}^{W,S}) - m(\mathbf{Y}^{W,S,(M)})]| &\lesssim (G_2 + G_1\beta)(M_x^{-1} + M_y^{-2}) \\
&+ (G_3 + G_2\beta + G_1\beta^2)((m_{x,3}^3 + m_{y,3}^3))M^2/\sqrt{n_{\underline{S}_{\min}}} + (G_0G_1^q)^{\frac{1}{1+q}}(p'\chi^{M/2})^{\frac{1}{1+q}} \\
&+ \frac{\sqrt{n_{\bar{S}_{\max}}}\log n}{M_x^q} + np(\exp(-tM_x) + \exp(-tM_y^2)) \lesssim \\
&(\varphi^2 + \varphi\beta)(M_x^{-1} + M_y^{-2}) + (\varphi^3 + \varphi^2\beta + \varphi\beta^2)M^2/\sqrt{n_{\underline{S}_{\min}}} + (\varphi^q)^{\frac{1}{1+q}}(p'\chi^{M/2})^{\frac{1}{1+q}} \\
&+ \frac{\sqrt{n_{\bar{S}_{\max}}}\log n}{M_x^q} + np(\exp(-tM_x) + \exp(-tM_y^2))
\end{aligned} \tag{F.266}$$

subject to $\sqrt{5}(4M+1)(M_x \vee M_y)/\sqrt{n_{\underline{S}_{\min}}} \leq \beta^{-1}$.

On the other hand, notice that by Corollary 1 and condition (A), via Lemma E.4 of **wu2019multiscale**

$$0 < c_1 \leq \min_{1 \leq j \leq p'} \text{Var}(X_j^{W,S}) \leq c'_0$$

for some positive constants c_0 and c'_0 . Using the argument similar to Lemma A.2 of **zhang2018gaussian**,

we obtain that there exist positive constants c_1 and c_2 such that

$$c_1 \leq \text{Var}(X_j^{W,S,(M)}), \text{Var}(X_j^{W,S}) \leq c_2, \quad 1 \leq j \leq p' \tag{F.267}$$

Let C be a sufficiently constant only depending on c_1 . By step 2 of the proof of Lemma 5.1 of **chernozhukov2017central**, taking $\beta = \varphi \log p'$, it is straightforward to verify that for all $\varphi \geq 1$,

$$\begin{aligned}
\mathbb{P}(\mathbf{X}^{W,S} \leq y - \varphi^{-1}) &\leq \mathbb{P}(\mathbf{Y}^{W,S,(M)} \leq y - \varphi^{-1}) + C\varphi^{-1} \log^{1/2} p' + |\mathbb{E}(m(\mathbf{X}^{W,S}) - m(\mathbf{Y}^{W,S,(M)}))|, \\
\mathbb{P}(\mathbf{X}^{W,S} \leq y - \varphi^{-1}) &\geq \mathbb{P}(\mathbf{Y}^{W,S,(M)} \leq y - \varphi^{-1}) - C\varphi^{-1} \log^{1/2} p' - |\mathbb{E}(m(\mathbf{X}^{W,S}) - m(\mathbf{Y}^{W,S,(M)}))|
\end{aligned}$$

Moreover, via Nazarov inequality (**nazarov1807maximal**) for all $\varphi \geq 1$

$$\sup_{y \in \mathbb{R}^{p'}} (\mathbb{P}(\mathbf{Y}^{W,S,(M)} \leq y) - \mathbb{P}(\mathbf{Y}^{W,S,(M)} \leq y - \varphi^{-1})) \leq C\varphi^{-1} \log^{1/2} p'. \tag{F.268}$$

Combining with (F.266) and plugging $\beta = \varphi \log p'$, we have that

$$\begin{aligned} \sup_{y \in \mathbb{R}^{p'}} |\mathbb{P}(\mathbf{X}^{W,S} \leq y) - \mathbb{P}(\mathbf{Y}^{(W,S,(M))} \leq y)| &\lesssim \\ (\varphi^2 + \varphi^2 \log p')(M_x^{-1} + M_y^{-2}) + (\varphi^3 + \varphi^3 \log p' + \varphi^3 \log^2 p')M^2 / \sqrt{n \underline{s}_{\min}} + (\varphi^q)^{\frac{1}{1+q}} (p' \chi^{M/2})^{\frac{1}{1+q}} \\ + \frac{\sqrt{n \bar{s}_{\max} \log n}}{M_x^q} + np'(\exp(-tM_x) + \exp(-tM_y^2)) + C\varphi^{-1} \log^{1/2} p' \end{aligned} \quad (\text{F.269})$$

Moreover, using the argument of step 5 of **zhang2018gaussian**, it follows that

$$\max_{1 \leq j, l \leq p'} |\text{Cov}(X_j^{W,S}, X_l^{W,S}) - \text{Cov}(X_j^{W,S,(M)}, X_l^{W,S,(M)})| \lesssim \sum_{i=M+1}^{\infty} i \delta_2(L, i) = O(\underline{\chi}^M) \quad (\text{F.270})$$

for some $\underline{\chi} \in (0, 1)$. By (F.270), (F.267) and Proposition 8,

$$\sup_{y \in \mathbb{R}^{p'}} |\mathbb{P}(\mathbf{Y}^{W,S} \leq y) - \mathbb{P}(\mathbf{Y}^{W,S,(M)} \leq y)| \lesssim \underline{\chi}^{a_1 \log n/3} \log^{2/3} p', \quad (\text{F.271})$$

which leads to that

$$\begin{aligned} \sup_{y \in \mathbb{R}^{p'}} |\mathbb{P}(\mathbf{X}^{W,S} \leq y) - \mathbb{P}(\mathbf{Y}^{(W,S)} \leq y)| &\lesssim \\ (\varphi^2 + \varphi^2 \log p')(M_x^{-1} + M_y^{-2}) + (\varphi^3 + \varphi^3 \log p' + \varphi^3 \log^2 p')M^2 / \sqrt{n \underline{s}_{\min}} \\ + (\varphi^q)^{\frac{1}{1+q}} (p' \chi^{M/2})^{\frac{1}{1+q}} + \frac{\sqrt{n \bar{s}_{\max} \log n}}{M_x^q} + np'(\exp(-tM_x) + \exp(-tM_y^2)) \\ + C\varphi^{-1} \log^{1/2} p' + \underline{\chi}^{M/3} \log^{2/3} p' \end{aligned} \quad (\text{F.272})$$

subject to $\sqrt{5}(4M+1)(M_x \vee M_y) / \sqrt{n \underline{s}_{\min}} \leq (\varphi \log p')^{-1}$. Taking $\varphi = a_0(n \underline{s}_{\min})^{1/8}$, $M_x = M_y = (n \underline{s}_{\min})^{3/8} / \log^2 n$, $M = a_1 \log n$ for sufficiently large q , and sufficiently large $a_1 = a_1(q)$,

$$5\sqrt{5}a_0a_1(1+2\iota) < 1, \frac{\sqrt{n \bar{s}_{\max} \log n}}{M_x^q} = o((n \underline{s}_{\min})^{-1/8} \log^4 n),$$

$$\underline{\chi}^{a_1 \log n/3} \log^{2/3} p' = o((n \underline{s}_{\min})^{-1/8} \log^4 n),$$

$$(a_0(n \underline{s}_{\min})^{1/8})^{q/q+1} (p' \chi^{a_1 \log n/2})^{1/(1+q)} = o((n \underline{s}_{\min})^{-1/8} \log^4 n)$$

holds. Such a_1 , a_0 and a exists since $d_1 n^{-\iota_1} \leq \underline{s}_{\min} \leq \bar{s}_{\max} < d_0 n^{-\iota_0}$ for some small positive constant d_1 and large constant d_0 and that $p' = O(n^{1+2\iota})$. Using these tuning parameter conditions again

and the above equations it is straightforward to verify that the order of the bound of (F.272) is $(n_{\underline{s}_{\min}})^{-1/8} \log^4 n$. Then the theorem follows in views of the fact that for $\mathbb{P}(y_1 \leq \mathbf{y} \leq y_2) = \mathbb{P}(-\mathbf{y} \leq -y_1, \mathbf{y} \leq y_2)$. \square

Proposition 8 (Gaussian Comparison) *Let $X = (X_1, \dots, X_p)^\top$ and $Y = (Y_1, \dots, Y_p)^\top$ be centered Gaussian vectors, with covariance matrices $\Sigma^X = (\sigma_{jk}^X)_{1 \leq j, k \leq p}$, and $\Sigma^Y = (\sigma_{jk}^Y)_{1 \leq j, k \leq p}$. Let $\Delta := \max_{1 \leq j, k \leq p} |\sigma_{jk}^X - \sigma_{jk}^Y|$. Suppose $p \geq 3$, $\sigma_{jj}^Y > 0$ for $1 \leq j \leq p$. Then*

$$\sup_{A \in \mathcal{A}^{Re}} |\mathbb{P}(X \in A) - \mathbb{P}(Y \in A)| \lesssim \Delta^{1/3} \log^{2/3} p. \quad (\text{F.273})$$

Proof. Recall $m(\mathbf{w}) = g(F_\beta(\mathbf{w}))$ defined in (F.231). Consider $g(t) := g_0(\varphi t)$, $t \in \mathbb{R}$ and $\varphi > 0$, where $g_0 : \mathbb{R} \rightarrow [0, 1]$ is a continuously differentiable function with bounded third order derivatives, $g_0(t) = 1$ for $t \leq 0$ and $g_0(t) = 0$ for $t \geq 1$. Therefore $m(\mathbf{w}) = g(F_\beta(\mathbf{w})) = g_0(\phi F_\beta(\mathbf{w})) := m_\phi(\mathbf{w})$. Then following step 2 in the proof of Lemma 5.1 of **chernozhukov2017central**, we shall see that for all $\varphi \geq 1$, by taking $\beta = \varphi \log p$,

$$\mathbb{P}(X \leq y - \varphi^{-1}) \leq \mathbb{P}(Y \leq y - \varphi^{-1}) + C\varphi^{-1} \log^{1/2} p + |\mathbb{E}(m_\varphi(X) - m_\varphi(Y))|, \quad (\text{F.274})$$

$$\mathbb{P}(X \leq y - \varphi^{-1}) \geq \mathbb{P}(Y \leq y - \varphi^{-1}) - C\varphi^{-1} \log^{1/2} p - |\mathbb{E}(m_\varphi(X) - m_\varphi(Y))|. \quad (\text{F.275})$$

Here C is a constant only depending $\min_{1 \leq j \leq p} \sigma_{jj}^Y$. It is easy to verify that Theorem 1 of **chernozhukov2015comparison** hold (Notice that **chernozhukov2015comparison** is for $y = (0, \dots, 0)^\top$, but it is trivial to extend these results to $y \in \mathbb{R}^p$). Therefore

$$|\mathbb{E}(m_\varphi(X) - m_\varphi(Y))| \leq 2\varphi^2 \Delta \log p. \quad (\text{F.276})$$

Combining the above three conditions and taking $\varphi = \Delta^{-1/3} \log^{-1/6} p$ if $\Delta^{-1/3} \log^{-1/6} p \geq 1$, we shall see that

$$\sup_{y \in \mathbb{R}^p} |\mathbb{P}(X \leq y) - \mathbb{P}(Y \leq y)| \lesssim \Delta^{1/3} \log^{2/3} p. \quad (\text{F.277})$$

Applying the above equation to $\tilde{X} = (X^\top, -X^\top)^\top$ and $\tilde{Y} = (Y^\top, -Y^\top)^\top$ the proposition follows.

□

The following follows from the lemma S1 of **dette2021confidence**, with an application of from Nazarov inequality (**nazarov1807maximal**) instead of Corollary 1 of **chernozhukov2015comparison**. Details are ommited for the sake of brevity.

Lemma 3 *Denote $[p] = \{1, \dots, p\}$ for short. For any random variables X, X' and p dimensional random vectors \mathbf{Y} , and $\delta > 0$, we have that*

$$\begin{aligned} \sup_{\substack{x \in \mathbb{R}, \\ A \in [p]}} |\mathbb{P}(|X| > x) - \mathbb{P}(|\mathbf{Y}[A]|_\infty > x)| &\leq \sup_{\substack{x \in \mathbb{R}, \\ A \in [p]}} |\mathbb{P}(|X| > x) \\ - \mathbb{P}(|\mathbf{Y}[A]|_\infty > x)| + \mathbb{P}(|X - X'| > \delta) &+ \sup_{\substack{x \in \mathbb{R}, \\ A \in [p]}} \mathbb{P}(|\mathbf{Y}[A]|_\infty - x| \leq \delta). \end{aligned} \quad (\text{F.278})$$

Furthermore, if $\mathbf{Y} = (Y_1, \dots, Y_p)^\top$ is a p -dimensional centered Gaussian vector and there exists a positive constant c_1 such that for all $1 \leq j \leq p$, $\mathbb{E}(Y_j^2) \geq c_1$, then

$$\begin{aligned} \sup_{\substack{x \in \mathbb{R}, \\ A \in [p]}} |\mathbb{P}(|X| > x) - \mathbb{P}(|\mathbf{Y}[A]|_\infty > x)| &\leq \sup_{\substack{x \in \mathbb{R}, \\ A \in [p]}} |\mathbb{P}(|X| > x) \\ - \mathbb{P}(|\mathbf{Y}[A]|_\infty > x)| + \mathbb{P}(|X - X'| > \delta) &+ C\delta\sqrt{\log p} \end{aligned} \quad (\text{F.279})$$

where C is a constant only depend on c_1 .

Proof. By triangle inequality, we shall see that

$$\begin{aligned} \mathbb{P}(|X'| > x) - \mathbb{P}(|\mathbf{Y}[A]|_\infty > x) &\leq \mathbb{P}(|X' - X| > \delta) \\ &+ \mathbb{P}(|X| > x - \delta) - \mathbb{P}(|\mathbf{Y}[A]|_\infty > x), \end{aligned} \quad (\text{F.280})$$

$$\begin{aligned} \mathbb{P}(|X'| > x) - \mathbb{P}(|\mathbf{Y}[A]|_\infty > x) &\geq -\mathbb{P}(|X' - X| > \delta) \\ &+ \mathbb{P}(|X| > x + \delta) - \mathbb{P}(|\mathbf{Y}[A]|_\infty > x). \end{aligned} \quad (\text{F.281})$$

Notice that right-hand side of (F.280) is

$$\begin{aligned} & \mathbb{P}(|X' - X| > \delta) + \mathbb{P}(|X| > x - \delta) - \mathbb{P}(|\mathbf{Y}[A]|_\infty > x - \delta) \\ & + \mathbb{P}(|\mathbf{Y}[A]|_\infty > x - \delta) - \mathbb{P}(|\mathbf{Y}[A]|_\infty > x). \end{aligned}$$

The absolute value of the above expression is then uniformly bounded by

$$\mathbb{P}(|X' - X| > \delta) + \sup_{\substack{x \in \mathbb{R}, \\ A \in [p]}} |\mathbb{P}(|X| > x) - \mathbb{P}(|\mathbf{Y}[A]|_\infty > x)| + \sup_{\substack{x \in \mathbb{R}, \\ A \in [p]}} \mathbb{P}(|\mathbf{Y}[A]|_\infty - x| \leq \delta). \quad (\text{F.282})$$

Similarly, the absolute value of right-hand side of (F.281) is also uniformly bounded by (F.282), which proves (F.278). Furthermore, let \mathbf{J} be a p -dimensional vector with each element being 1. If \mathbf{Y} is a p -dimensional centered Gaussian vector with strictly positive component-wise variance, it is a continuous random variable so

$$\begin{aligned} \mathbb{P}(|\mathbf{Y}[A]|_\infty - x| \leq \delta) &= \mathbb{P}(|\mathbf{Y}[A]|_\infty \leq x + \delta) - \mathbb{P}(|\mathbf{Y}[A]|_\infty \leq x - \delta) \\ &= \mathbb{P}(|\mathbf{Y}[A]|_e \leq x + \delta) - \mathbb{P}(|\mathbf{Y}[A]|_e \leq x - \delta) \\ &= \mathbb{P}(|\mathbf{Y}[A]|_e \leq (x + \delta)\mathbf{J}[A]) - \mathbb{P}(|\mathbf{Y}[A]|_e \leq (x - \delta)\mathbf{J}[A]) \\ &= \mathbb{P}(\text{vec}(\mathbf{Y}[A], -\mathbf{Y}[A]) \leq \text{vec}((x + \delta)\mathbf{J}[A], (x + \delta)\mathbf{J}[A])) \\ &\quad - \mathbb{P}(\text{vec}(\mathbf{Y}[A], -\mathbf{Y}[A]) \leq \text{vec}((x - \delta)\mathbf{J}[A], (x - \delta)\mathbf{J}[A])) \end{aligned} \quad (\text{F.283})$$

where for any vector \mathbf{Y} we write $\mathbf{Y} \leq x$ for “every component of \mathbf{Y} is less than or equal to x .” Then the results follow from Nazarov inequality (**nazarov1807maximal**), see also Lemma A.1 of **chernozhukov2017central**. \square