

# LEGO\_HQEC: A Software Tool for Analyzing Holographic Quantum Codes

J. Fan<sup>1,2</sup>, M. Steinberg<sup>1,2</sup>, A. Jahn<sup>3</sup>, C. Cao<sup>4</sup>, A. Sarkar<sup>1,2</sup>, S. Feld<sup>1,2</sup>

<sup>1</sup>*QuTech, Delft University of Technology, 2628 CJ Delft, The Netherlands*

<sup>2</sup>*Quantum and Computer Engineering Department, Delft University of Technology, 2628 CD Delft, The Netherlands*

<sup>3</sup>*Department of Physics, Freie Universität Berlin, 14195 Berlin, Germany and*

<sup>4</sup>*Department of Physics, Virginia Tech, Blacksburg, VA 24061, USA*

Quantum error correction (QEC) is a crucial prerequisite for future large-scale quantum computation. Finding and analyzing new QEC codes, along with efficient decoding and fault-tolerance protocols, is central to this effort. Holographic codes are a recent class of QEC subsystem codes derived from holographic bulk/boundary dualities. In addition to exploring the physics of such dualities, these codes possess useful QEC properties such as tunable encoding rates, distance scaling competitive with topological codes, and excellent recovery thresholds. To allow for a comprehensive analysis of holographic code constructions, we introduce `LEGO_HQEC`, a software package utilizing the quantum LEGO formalism. This package constructs holographic codes on regular hyperbolic tilings and spawns their stabilizer generators and logical operators for a specified number of seed codes and layers. Three decoders are included: an erasure decoder based on Gaussian elimination; an integer-optimization decoder; and a tensor-network decoder. With these tools, `LEGO_HQEC` thus enables future systematic studies regarding the utility of holographic codes for practical quantum computing.

## I. INTRODUCTION

The field of quantum computing is currently focused on understanding how best to construct a large-scale fault-tolerant quantum computer [1–6]. The physical levels of noise that dominate in current quantum computing hardware are simply too high to reliably run all but the simplest quantum algorithms. As a solution *quantum error correction* (QEC) techniques [7–10] were proposed in order to orchestrate strategies that protect information at the logical level and facilitate the execution of a quantum algorithm on a device.

Although QEC in theory posits a method by which practically useful quantum computing could be realized, in reality the constraints imposed by current state-of-the-art code constructions and so-called *fault-tolerance* protocols are extremely resource-intensive [4]. As such, almost all areas of the QEC design pipeline are under active research. Some of these research areas range from the theoretical to the practical, and include: code construction [11–13]; fault tolerant error correction protocols [14–25]; fault-tolerant universal logical gate set implementations, such as *magic-state distillation* [26], *gauge-fixing* [27], and *code switching* [28–30], among others [31, 32]; decoder design [33–36]; architectural proposals [1, 37, 38]; among many other engineering-level challenges [12, 39].

Holographic quantum codes are a recently introduced class of quantum error correction codes [13, 40, 41], derived as models of bulk/boundary dualities in theoretical physics, in particular the *AdS/CFT correspondences* [42, 43]. The main idea for these codes lies in the fact that *bulk degrees of freedom*, which are associated with logical qubits in  $d$  dimensions, are mapped to a  $(d - 1)$ -dimensional *boundary*, with the hyperbolic structure of the bulk ensuring that the physical Hilbert space is larger than its logical counterpart. Constructed on hyperbolic manifold tessellations, they can be expressed as *concatenated subsystem codes* and allow for extremely high (and tunable) encoding rates as well as excellent threshold performance in comparison to other leading quantum code constructions, such as *quantum low-density parity-*

*check* (qLDPC) [12] and *topological* (TQEC) quantum codes [37, 39]. However, for all practical purposes, actually generating the *conformal quasicrystal lattices* [44–46] responsible for defining physical-qubit representations of stabilizers and logical operators is a challenging task, exacerbated by the need to apply suitable decoding algorithms derived from tensor-network decoding techniques [47–50]. In this vein, having a software tool at hand to compute the effect of quantum noise channels is indispensable for the study of new holographic (as well as generalized concatenated) quantum codes.

In this work, we introduce a software tool named `LEGO_HQEC`, which has been designed to ease the code- and operator-generation process, thereby expediting and lowering the barrier to entry for this new subfield of quantum error correction. In particular, we implement a stabilizer and logical operator generator that returns a list of said objects for both *maximum-rate* and *asymptotically zero-rate* variants of many existing holographic codes, as well as providing valuable customization options for constructing *homogeneous* or *heterogeneous* constructions (i.e., holographic codes constructed from either one or several smaller *seed codes*) on hyperbolic manifolds parameterized by *Schläfli symbols*  $\{p, q = 4\}$  [51]. In addition to this tool, we provide three different decoders which have been used in recent studies regarding the threshold properties of holographic codes for practical quantum computing: an *erasure decoder* built using a *Gaussian elimination* (GE) method [52, 53]; a Pauli-noise *integer-optimization* decoder, as from [52, 54]; and a *tensor-network* decoder, which was utilized in [48, 49, 55] additionally for Pauli noise. With the aim of developing newer and better open-source software tools for studying quantum error correction, this package has been made publicly available at <https://github.com/QML-Group/HQEC>.

This paper is organized as follows: Section II gives an overview of the *quantum LEGO* formalism, and how it relates to stabilizer and holographic quantum error correction codes; Section III details the structure of `LEGO_HQEC`, starting with boundary stabilizer and logical operator generation, and ending with a concise overview of the distinct decoders offered;

in Section IV, we show two examples using: the  $[[5, 1, 3]]$  (or *Harlow-Preskill-Pastawski-Yoshida* (HaPPY) [40]), as well as a holographic *Steane* code [53]. The calculated runtime for generating stabilizers and logical operators for several layers of the asymptotically zero-rate HaPPY code is presented, as well as decoding for erasure and Pauli noise in the asymptotically zero-rate Steane code, in addition to the maximum-rate HaPPY code. We conclude by proposing several extensions to LEGO\_HQEC in Section V.

## II. BACKGROUND

### A. Quantum Error Correction & Tensor Networks

A quantum error correction (QEC) code is a technique used to protect information at the level of physical qubits (or qudits) from deleterious environmental noise effects. Such protection is accomplished by redundantly mapping physical qubit states into subspaces of a larger, multipartite Hilbert space; this description at the level of an encoding isometry effectively defines a QEC code [7, 9].

There are many different methods by which one can construct a quantum error correction code; however, for brevity and for the scope in this article, we will focus on *stabilizer quantum codes*, a class of codes for which the *codespace*  $\mathcal{C}$  is defined by the simultaneous  $+1$  eigenspace of *Pauli stabilizer generators*; that is, operators in the codespace, which take on the following form:

$$\mathcal{C} = \{|\psi\rangle \in \mathcal{H} : S|\psi\rangle = |\psi\rangle, \forall S \in \mathcal{S}\}. \quad (1)$$

The set of generators  $\mathcal{S} = \{S\}$  which stabilize the codespace form an *Abelian subgroup* which is known as the *stabilizer group*  $\mathcal{S}$ .

In order to define the logical operators of a quantum code, we first must define several terms. The *normalizer*  $\mathcal{N}$  of the stabilizer group is defined as

$$\mathcal{N}(\mathcal{S}) = \{P \in P_n : PSP^\dagger = \mathcal{S}\}, \quad (2)$$

where  $P$  is an element of the  $n$ -fold Pauli group  $P_n$ . Then, we define the logical operators of a quantum code as pertaining to the group  $\mathcal{N}(\mathcal{S})/\mathcal{S}$ .

*Subsystem codes* are typically stabilizer codes in which the encoded subspace is split up and subdivided. Normally, the Hilbert space of a stabilizer code is divided as  $\mathcal{H} = \mathcal{H}_C \oplus \mathcal{H}_{\bar{C}}$ , where  $\mathcal{H}_C$  is used to store the logical information, and  $\mathcal{H}_{\bar{C}}$  is the *complement*. We can additionally subdivide  $\mathcal{H}_C$  further as  $\mathcal{H}_C = \mathcal{H}_L \otimes \mathcal{H}_J$ , where  $\mathcal{H}_L$  is the *logical subspace* and  $\mathcal{H}_J$  is known as the *junk* (or gauge) subspace [7]. The gauge subspace is used to help diagnose and correct errors inside of  $\mathcal{H}_L$ ; such a feat is accomplished by defining the gauge group such that the stabilizer subgroup is the *center*  $Z(\mathcal{G})$  of the gauge group

$$Z(\mathcal{G}) := \{i\mathcal{I}, S\} = C(\mathcal{G}) \cap \mathcal{G}, \quad (3)$$

where  $\mathcal{G}$  is the *junk* (or gauge) group associated with  $\mathcal{H}_J$ , and  $C(\mathcal{G})$  is the *centralizer* of  $\mathcal{G}$ , which is defined as  $C(\mathcal{G}) := \{\mathcal{O} \in \mathcal{G} | [\mathcal{O}, S] = 0, \forall S \in \mathcal{S}\}$ .

As a specific example of a stabilizer code, we introduce here the *Steane* code [56, 57], which is a *Calderbank-Shor-Steane* code. This  $[[7, 1, 3]]$  code has  $X$  and  $Z$  stabilizers symmetrically split in the parity check matrix, and the stabilizer generators take the form

$$X_1 X_4 X_6 X_7, \quad (4)$$

$$X_2 X_4 X_5 X_7, \quad (5)$$

$$X_3 X_5 X_6 X_7, \quad (6)$$

$$Z_1 Z_4 Z_6 Z_7, \quad (7)$$

$$Z_2 Z_4 Z_5 Z_7, \quad (8)$$

$$Z_3 Z_5 Z_6 Z_7, \quad (9)$$

with logical operators defined as

$$\bar{X} = X_1 X_2 X_3 X_4 X_5 X_6 X_7, \quad (10)$$

$$\bar{Z} = Z_1 Z_2 Z_3 Z_4 Z_5 Z_6 Z_7. \quad (11)$$

Another small example of a quantum error correction code is the *perfect*  $[[5, 1, 3]]$  code, which is known as the smallest  $d = 3$  code [58]; its stabilizer generators are

$$X_1 Z_2 Z_3 X_4, \quad (12)$$

$$X_2 Z_3 Z_4 X_5, \quad (13)$$

$$X_1 X_3 Z_4 Z_5, \quad (14)$$

$$Z_1 X_2 X_4 Z_5, \quad (15)$$

with the logical operators defined as

$$\bar{X} = X_1 X_2 X_3 X_4 X_5, \quad (16)$$

$$\bar{Z} = Z_1 Z_2 Z_3 Z_4 Z_5. \quad (17)$$

These two examples in particular are important, as they constitute some of the elemental *seed codes* for constructing a holographic quantum code via the *quantum LEGO* (qLEGO) formalism [49, 59, 60]. More succinctly, the qLEGO formalism provides a method by which *tensor networks* can be employed in order to construct and simulate large QEC codes from seed codes. One starts by defining a quantum state as

$$|\psi\rangle = T_{i_1 \dots i_m} |i_1 \dots i_m\rangle, \quad (18)$$

where the tensor  $T_{i_1 \dots i_m}$  also can be used to describe a mapping from input subsystems to output subsystems, as shown in (a), (b) of Figure 1. Here the repeated indices are summed over. If qubits 1 through  $k$  are maximally entangled, we can write an *isometry* for  $T_{i_1 \dots i_m}$  as

$$V_{|\bar{\psi}\rangle} := T_{i_1 \dots i_m} |i_{k+1} \dots i_m\rangle \langle i_1 \dots i_k|, \quad (19)$$

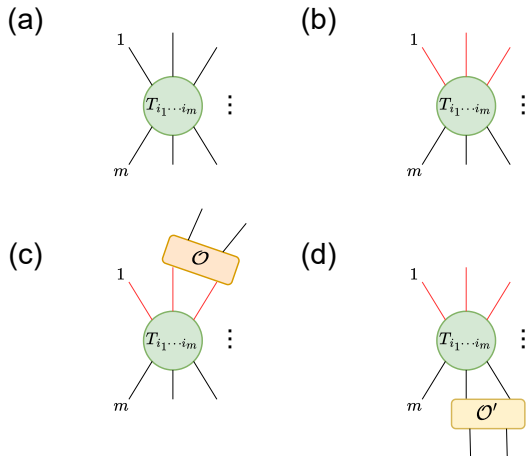


FIG. 1. Tensor-network diagrams depicting (a)-(b) the tensor  $T_{i_1 \dots i_m}$  as it pertains to a quantum state, as well as an isometric map via the Choi-Jamiolkowski isomorphism [8], and (c)-(d) the action of tensor pushing an operator  $\mathcal{O}$  through the input subsystems of the isometry in order to find an output-leg representation, which we name  $\mathcal{O}'$ .

in which we can easily take the incoming  $i_1 \dots i_k$  input legs as the encoding qudits for an  $[[n, k]]$  quantum error correction code (where  $n, k$  represent the numbers of physical and logically-encoded qudits, respectively), following [59]. In general, it is not necessary that  $T_{i_1 \dots i_m}$  represent an isometry [59]; however, a convenient choice is to require that  $T_{i_1 \dots i_m}$  corresponds to a *multipartite maximally-entangled* (MME) state [61], thereby necessitating that a many-body quantum state adhere to the condition

$$\rho_s = \text{Tr}_{s^c} [ |\psi\rangle \langle \psi| ] \propto \mathbb{I}, \quad (20)$$

where  $s \in \{1 \dots n\}$ ,  $|s| \leq \lfloor \frac{n}{2} \rfloor$ , and  $s^c$  denotes the complementary set of subsystems to  $s$ . States adhering to this property are known as *k-uniform*, and have applications in many areas of quantum information theory [61]. Note that the qLEGO formalism also applies to more general tensors that do not form isometries, the contraction of isometric tensors (such as those above) permit the straightforward formation of a quantum code's encoding circuit [59].

Continuing, we find a graphical description in Figure 1(c)-(d) of the concept known as *tensor pushing*. Simply put, since  $T_{i_1 \dots i_m}$  can form an isometry from  $i_1 \dots i_k$  to  $i_{k+1} \dots i_m$ , it is possible to input an operator  $\mathcal{O}$  with support on the input legs (as shown) and *push the operator* past the isometry, finding a new representation of the operator on the output legs.

Figure 2(a) shows the support of a unitary logical operator  $\bar{\mathcal{O}}$  on the output subsystems as  $\bar{\mathcal{O}} = \mathcal{O}_1 \otimes \dots \otimes \mathcal{O}_6$  (in our specific case, for simplicity). In (b), we see that contracting two such tensors along their respective indices gives rise to a new conjoined tensor (in this case with two logical qubits). Finding the new logical operators for this new isometry is quite

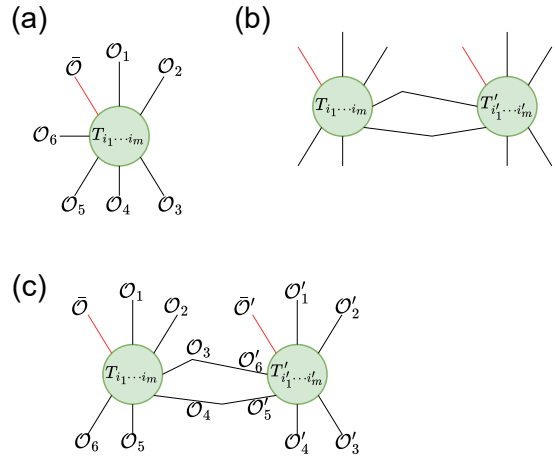


FIG. 2. (a) One may define an operator  $\bar{\mathcal{O}}$  on the input legs to a tensor by its representation (in the present case  $\mathcal{O}_1 \otimes \dots \otimes \mathcal{O}_6$ ) on the output legs. (b) Contracting indices together yields a new, conjoined tensor network. (c) Deducing the new logical operator is possible by keeping the original logical operators that satisfy the matching condition  $\mathcal{O}_3 = \mathcal{O}_6^*$  and  $\mathcal{O}_4 = \mathcal{O}_5^*$  [59, 60].

simple, and follows the tensor-matching formalism described in detail in [59, 60]. As shown in (c), the principle requirement is that support on contracted output indices must be identical up to complex conjugation; in the specific case of Figure 2(c), the requirements must be that  $\mathcal{O}_3 = \mathcal{O}_6^*$  and  $\mathcal{O}_4 = \mathcal{O}_5^*$ .

## B. Holographic Quantum Codes

Holographic quantum codes are a relatively new class of *concatenated subsystem* codes [52, 62, 63]. These codes have been found to exhibit properties consistent with the famous *AdS/CFT correspondence* [41–43, 64], in addition to possessing interesting and potentially useful error-correction properties for practical quantum computing, such as: high, tunable rates [48, 52]; versatility in constructions involving several different seed codes [62]; distance scaling better than  $\sqrt{n}$  [54]; and constructions with large fault-tolerant logical gate sets [62], among other useful properties [55, 65].

A holographic quantum code is built typically from either one or several *seed codes*, as shown in Figure 3. As hyperbolic tessellations allow for many different orientations and polygonal embeddings in the bulk according to the famous *Schläfli symbol formula*  $\frac{1}{p} + \frac{1}{q} < \frac{1}{2}$ , infinitely many variations of holographic quantum codes are possible to construct [51, 62]. However, only *homogeneous* [40, 49, 52, 53] (that is, those holographic codes constructed from uniform hyperbolic tessellations with only one polygon featured, as shown in Figure 3(a)) and simple *heterogeneous* (with only alternating layers of two seed codes, as in Figure 3(b)) holographic codes [62] have so far been constructed. Growing a holographic code layerwise is done in two distinct methods, as

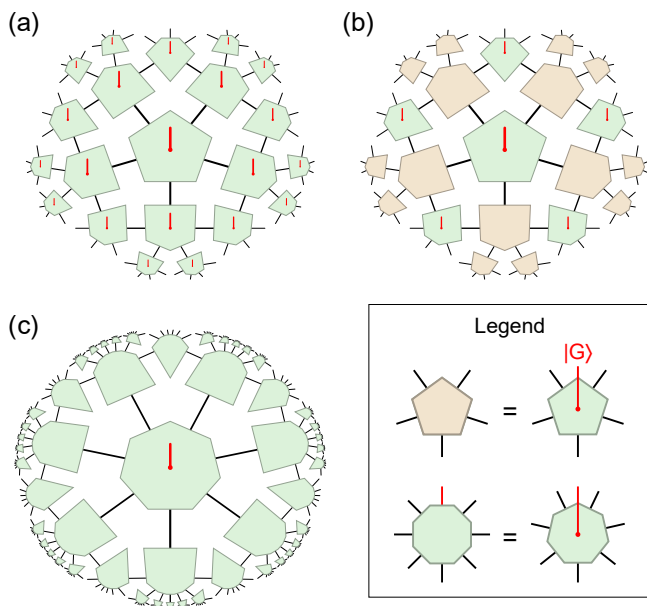


FIG. 3. Examples of several holographic tensor-network codes that LEGO\_HQEC can construct and test. (a) The maximum-rate *Harlow-Preskill-Pastawski-Yoshida* (HaPPY) code on a hyperbolic pentagon tiling, mapping from logical (red) to physical (black) legs (Section IV A 1). (b) A partially gauge-fixed version of the HaPPY code is created by projecting some logical legs onto an eigenstate  $|G\rangle$  of a gauge operator  $G$ . (c) The asymptotically zero-rate *holographic Steane code*, which uses the same 8-leg tensor once as a logical-to-physical map (central heptagon tensor) and otherwise with only planar legs (octagon tensors); a test of this code is performed in Section IV A 2.

shown in Figure 4: either using (a) *edge inflation*, in which every edge is surrounded by vertices in the forthcoming layers of the tensor network, or (b) *vertex inflation*, in which each vertex is surrounded by edges in each subsequent layer. In the tensor-network scheme, the concatenation is apparent since subsequent layers must contract indices of the previous layer in order to adhere to the stringent constraints of a hyperbolic tessellation. A diagrammatic representation of these two methods can be seen in Figure 4. More details on this topic and in general on holographic codes can be found in [13].

### III. SOFTWARE DESIGN

LEGO\_HQEC was developed in Python, with ease of use front and center in the design considerations. The overarching design premise of LEGO\_HQEC involves *automation* and *extendability*. As such, LEGO\_HQEC is modularized into two parts: (a) the stabilizer and logical operator generator, and (b) the decoders. Both will be addressed in what follows.

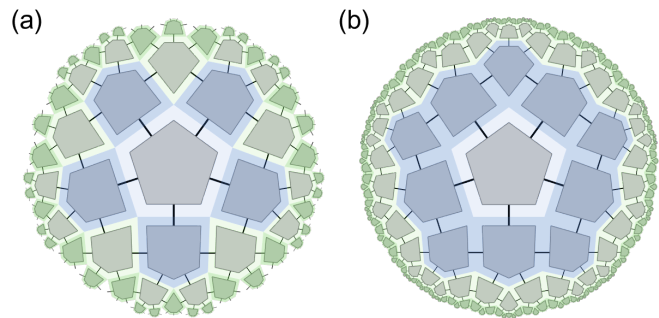


FIG. 4. Edge inflation (a) and vertex inflation (b) of a tensor network on the  $\{5, 4\}$  face-centered hyperbolic tessellation [13, 44, 45]. In both cases, we show the first three inflation steps around a central pentagon.

#### A. Stabilizer & Logical Operator Generation

Stabilizer and logical operator generation is carried out following several steps, which are depicted in Figure 5. Firstly, the object `TensorNetwork` is defined, with dependencies `Tensor` and `TensorLeg` as important classes; these are the components used to construct the holographic tensor network. Next, the `Push` function is defined; in this portion, each tensor has its own `OperatorPush` method on its local legs. `Push` then activates tensors one-by-one from the center to the boundary, and sequentially generates boundary representations of all locally-defined stabilizers and logical operators. Additionally, legs that have undergone an operator push will be blocked, in order to prevent operators from being accidentally pushed back in towards the center; in this way a locally-defined operator can be pushed to the boundary of the network. Finally, the `ReadOut` layer retrieves boundary stabilizers and logical operators using a backtracking method, and compiles them into the final boundary result; this backtracking method starts from the center of the tensor network, then uses a depth-first traversal to reach outer tensors, while recording operators on the legs of the outermost tensors at the boundary. With this method, it is ensured that boundary operators align with geometric intuition from holographic codes. A last step, a correctness check is performed by again traversing all internal legs and checking to see that all bulk-defined operators have been pushed to the boundary. More details on this portion of the software are available at [65].

#### B. Decoders

Three decoders are included in LEGO\_HQEC: an erasure decoder (Section III B 1) for the quantum erasure channel [8, 9], as well as two decoders for Pauli noise based on *integer optimization* and a *tensor-network* decoder (Section III B 2) [48, 49].



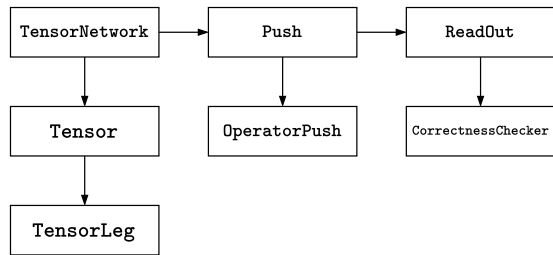


FIG. 5. Pictographic representation of the stabilizer / logical operator generator in LEGO\_HQEC. `TensorNetwork` is a list containing all of the `Tensor` objects, whose attributes include the `TensorLeg` object. This list of tensors is then filtered into the `Push` function, which elementwise processes and pushes each operator from each tensor to the boundary, obtaining a boundary representation. Finally, a correctness checker (`CorrectnessChecker`) backtracks along the tensor network, checking to see that each contracted index from each tensor contains only the identity operator. The final boundary representation is read out with `ReadOut`.

### 1. Quantum Erasure Channel

*Erasure* (or *qubit loss*) is a quantum noise channel  $\mathcal{E}_e(\cdot)$  with two inputs ( $|0\rangle, |1\rangle$ ) and three outputs ( $|0\rangle, |1\rangle, |e\rangle$ ) [8, 9, 66], and can be written as

$$\mathcal{E}_e(\rho) = (1 - \epsilon)\rho + \epsilon \text{Tr}[\rho] |e\rangle \langle e|, \quad (21)$$

where with some probability  $(1 - \epsilon)$  a qubit is left unchanged and with probability  $\epsilon$  the qubit is “erased”.  $|e\rangle$  is a state orthogonal to the input state  $\rho$ .

LEGO\_HQEC includes an erasure decoder based on *Gaussian elimination* (GE), as was utilized in [52, 53]. The general idea of the GE decoder involves stacking all of the stabilizers and logical operators into a large matrix, and then using the support of the erasure vector, for which entries are randomly generated per qubit with probability  $p$ , to filter out columns that have undergone an erasure. The algorithm then proceeds by executing Gaussian elimination to find the reduced-row-echelon form of the matrix; if it is found that both logical operators still have physical support on the remaining qubits, then the trial is counted as a success. The runtime complexity of the GE algorithm is known to scale as  $\mathcal{O}(n(n - k)^2)$ . More details on the GE decoder can be found at [52, 53].

### 2. Pauli Noise Channels

The prototypical Pauli noise channel is represented by the *depolarizing* noise channel  $\mathcal{E}_d(\cdot)$  [8, 9], and takes the form

$$\mathcal{E}_d(\rho) = (1 - \delta)\rho + \frac{\delta}{3}(X\rho X + Y\rho Y + Z\rho Z), \quad (22)$$

where  $\delta$  is the probability of an error occurring, and  $\{X, Y, Z\}$  represent the three Pauli operators. For Pauli noise,

LEGO\_HQEC employs two different types of decoders: one based on *integer optimization* [52, 54], and another based on *tensor-network decoding* [49, 55].

Integer optimization decoding works by a very similar technique as for the GE decoder discussed in Section III B 1, but with some small changes. Firstly, as error locations are not known, one must first calculate the *Moore-Penrose pseudoinverse* [67, 68], which corresponds to the *destabilizers* (or pure errors) of the code [54, 69]. One then obtains a guessed error by multiplying the pseudoinverse matrix directly by the vector of the obtained syndrome. Finally, an integer optimization is utilized in order to deduce the lowest-weight pure-error correction [54, 65]. It is known that integer-optimization decoding exhibits with a runtime complexity of  $\mathcal{O}(2^n)$ , which is dependent on the size of the quantum code. More details on integer-optimization decoding can be found in [52, 54, 65].

Tensor-network decoding, however, works by exploiting tensor-network geometry and clever contraction sequences [48, 49]. By setting the bond dimension of each tensor in the network to be four, Pauli errors  $\{I, X, Y, Z\}$  can be easily accounted for. In this way, an error vector is initialized at random with some error probability  $d$ . These error probabilities are then utilized in the tensor network, and, upon contraction, yield a close approximation in the thermodynamic limit to *maximum-likelihood decoding* [50]. It is known that tensor-network decoding exhibits a runtime complexity of  $\mathcal{O}(n^{2.37})$  in the best-case scenario [70, 71], and that multiple logical qubits can be decoded in parallel as  $\mathcal{O}(nk)$ , as long as the error rate stays below the critical error rate of the central logical qubit (i.e., the threshold of the central logical qubit) [48]. More details on tensor-network decoding can be found in [47–49].

## IV. EXAMPLES USING LEGO\_HQEC

This section contains a step-by-step set of examples for utilizing LEGO\_HQEC. We begin by initializing and testing a maximum-rate *Harlow-Preskill-Pastawski-Yoshida* (HaPPY) [40] code under erasure noise, and then following up with an asymptotically zero-rate Steane code [53] under Pauli depolarizing noise. The results of both decoder simulations are shown in Figure 6.

### A. Usage

#### 1. Maximum-Rate HaPPY Code under Erasure Noise

Listing 1 displays a code snippet for obtaining the threshold of the maximum-rate HaPPY code under erasure noise, utilizing the GE decoder discussed in Section III B. In the example above, the commensurate libraries and dependencies are first imported (lines 1-6), and then the stabilizers and logical operators for each layer are generated (lines 10-13). Next, those objects are then fed into the erasure decoder per layer  $L$ , and the Monte Carlo trials commence layerwise (lines 9 and 16).

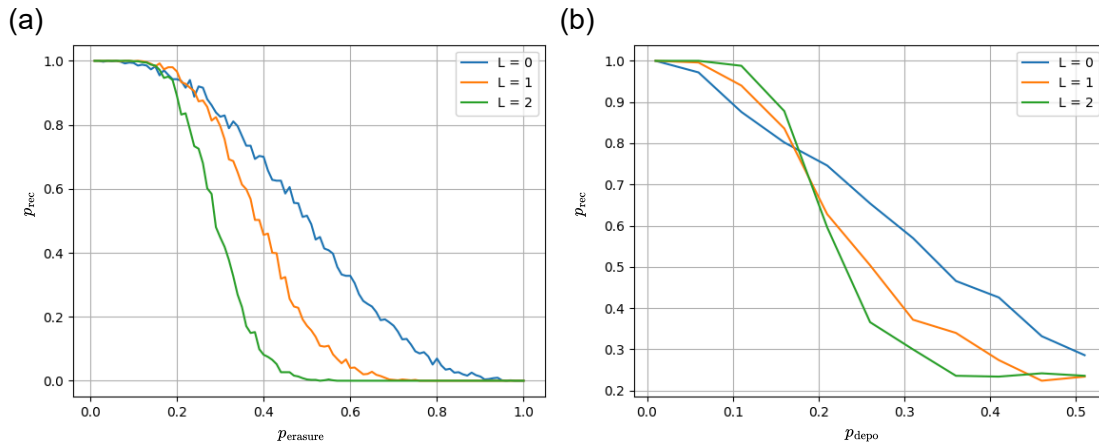


FIG. 6. (a) Erasure decoder results for the maximum-rate HaPPY code (which obtains no threshold, as per the results in [40]), which utilized the GE decoder (Section III B 1). (b) Pauli depolarizing noise results from the tensor-network decoder for an asymptotically zero-rate Steane code; the threshold of this code is found to be approximately 18.25%, in agreement with results from [54]. 750 and 500 Monte Carlo trials were utilized for the erasure and depolarizing noise simulations, respectively. Results are gathered per layer of concatenation  $L$ .

```

1 from OperatorPush.PushingToolbox import batch_push, batch_push_multiprocessing
2 from QuDec.InputProcessor import extract_stabilizers_from_result_dict, extract_logicals_from_result_dict
3 from QuDec.OutputProcessor import save_results_to_csv
4 import numpy as np
5 from QuDec.ErasureDecoder import calculate_recovery_rates_for_p_range
6 from OperatorPush.Presets.Zero_Rate_HaPPY_new_for_kj import setup_zero_rate_happy, setup_max_rate_happy
7 if __name__ == '__main__':
8     # HaPPY Code, max rate
9     for R in [0, 1, 2]:
10         tensor_list = setup_max_rate_happy(R=R)
11         results_dict = batch_push_multiprocessing(tensor_list)
12         stabilizers = extract_stabilizers_from_result_dict(results_dict)
13         logical_zs, logical_xs = extract_logicals_from_result_dict(results_dict)
14         print("logical_xs: ", logical_xs, logical_zs)
15         logical_operators = [logical_zs[0]] + [logical_xs[0]]
16         results = calculate_recovery_rates_for_p_range(n=750, p_start=0.01, p_end=1.0, p_step=0.01,
17             stabilizers=stabilizers, logical_operators=logical_operators, n_process=1, cpu_affinity_list=None)
18         save_results_to_csv(results, file_path=f'R{R}_rec_happy.csv')

```

Listing 1. Code snippet for initializing the stabilizers and logical operators of the maximum-rate HaPPY code, as well as for testing the first three layers of concatenation under the erasure noise channel. Decoding was carried out using the GE decoder.

Finally, the results are written into a csv file and saved (lines 19).

## 2. Asymptotically Zero-Rate Steane Code under Depolarizing Noise

Listing 2 shows the code needed for initializing the tensor-network decoder for a depolarizing noise channel. In contrast to the previous case, the tensor network decoder requires a specification of the relative proportions of X, Y, and Z errors (lines 19-21). However, the actual generation of the stabilizers and logical operators proceeds identically as for the HaPPY code (lines 14-17). In the future, functionality will be added in order to allow the user to specify which tensors will have usable logical qubits, as well as *gauge-fixing* patterns that have featured in other holographic quantum codes recently [52, 63].

## B. Runtime Performance

Here we report an example of the runtime performance expected of an asymptotically zero-rate HaPPY code for: the stabilizer and logical operator generation `OperatorPush`; the GE erasure decoder; the integer-optimization decoder; and for the tensor-network decoder. All results are given as a function of layer  $L$  and times are reported in seconds (s). For the decoders, the plotted results are *per Monte Carlo trial*, while the `OperatorPush` results denote the per layer start-to-finish time for pushing all locally-defined stabilizers and logical operators to their respective boundary representations, and extracting them into a csv file.

As we were limited by computational power, we were able to extract results for only the first two layers using the integer-optimization decoder. For all other decoders and the

```

1 from QuDec.TN_decoder import tn_quantum_error_correction_decoder_multiprocess
2 import numpy as np
3 from OperatorPush.PushingToolbox import batch_push, batch_push_multiprocessing
4 from QuDec.InputProcessor import extract_stabilizers_from_result_dict, extract_logicals_from_result_dict
5 from QuDec.OutputProcessor import save_results_to_csv
6 from OperatorPush.Presets.Heptagon_Steane_Code import setup_heptagon_zero_rate_steane
7 if __name__ == '__main__':
8     # Steane Code, zero rate
9     for R in [0, 1, 2]:
10         p_depo_step = 0.01
11         p_depo_start = 0.1
12         p_depo_end = 0.5
13
14         tensor_list = setup_heptagon_zero_rate_steane(R=R)
15         results_dict = batch_push_multiprocessing(tensor_list)
16         stabilizers = extract_stabilizers_from_result_dict(results_dict)
17         logical_zs, logical_xs = extract_logicals_from_result_dict(results_dict)
18         success_rates = []
19         rx = 0.33
20         rz = 0.33
21         ry = 1 - rx - rz
22         for p in np.arange(p_depo_start, p_depo_end, p_depo_step):
23             results = tn_quantum_error_correction_decoder_multiprocess(tensor_list=tensor_list, p=p, N
24                               =500, rx=rx, ry=ry, rz=rz, stabilizers=stabilizers, logical_z=logical_zs[0], logical_x=logical_xs[0],
25                               n_process=1)
26             success_rates.append((p, results))
27         save_results_to_csv(results=success_rates, file_path=f'R_{R}_rx_{rx}_rz_{rz}.csv')

```

Listing 2. Code snippet for initializing the stabilizers and logical operators of the asymptotically zero-rate Steane code, as well as for testing the first three layers of concatenation under the Pauli depolarizing noise channel using the tensor-network decoder.

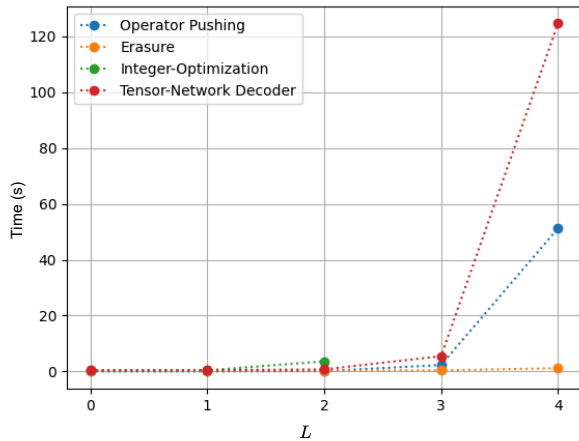


FIG. 7. Time-scaling results per event for the `OperatorPush` function, as well as the three different decoders utilized in this software package. Due to limitations in computational power, we show the results regarding the exponentially-scaling integer-optimization algorithm for only the first two layers of the asymptotically zero-rate HaPPY code.

`OperatorPush` method, however, we were able to obtain time-scaling estimates for up to  $L = 4$ , i.e. on the order of roughly several thousand boundary (physical) qubits, depending on the Schläfli symbols  $\{p, q\}$  associated with the commensurate hyperbolic tiling.

## V. CONCLUSION

In this work, we have presented and demonstrated LEGO\_HQEC, a new software tool for constructing and testing holographic quantum codes under typical noise channels of interest. Similar to other notable software packages for quantum error correction, fault tolerance, among others [72–77], our focus with LEGO\_HQEC has been to facilitate open-source development and enable future scientific discovery in the realm of holographic quantum error correction. In the process, we have: developed and implemented an easy-to-use open-source software tool; demonstrated several examples of its capabilities; and have provided a basic framework upon which more detailed code studies and further discoveries in holographic quantum error correction can be leveraged.

LEGO\_HQEC has already featured in several holographic code studies, including those exploring the novel *Evenbly codes* [52, 63], analyses of asymptotically zero-rate holographic codes as compared to the *hashing bound* [55, 65], as well as for constructions of *heterogeneous* holographic codes [62], which are constructed from several seed codes and can circumvent the Eastin-Knill theorem regarding codes with universal logical gate sets [31, 32, 78].

In [49, 60, 76], tensor-network decoders have been implemented using the Julia language (which is available at <https://github.com/qecsim/TensorNetworkCodes.jl>). Although one can technically build holographic tensor-network codes using this package, the principal difference lies in the fact that our work is streamlined and specialized for generating regular hyper-

holic lattices with a quasiregular boundary in an efficient manner, as well as for testing codes under a wide range of possible noise channels; these include the erasure, depolarizing, and biased-noise channels (such as those explored in [55]).

There are many ideas for future modification of LEGO\_HQEC. Firstly, an extension for considering any hyperbolic tiling parameterized by  $\{p, q\}$  would be enormously helpful, as it has been shown that certain classes of holographic codes have vastly different threshold behavior as the tiling is altered [52]. Furthermore, recent work [62, 65] shows that incorporating multiple seed codes can allow for potentially *universal fault-tolerant logical operations* [62]; tools to support such *fault-tolerance studies* could be very useful. One can also consider implementing functionality for greater control over the encoded logical qubits in the bulk, as recent work shows that recovery rates of finite-rate holographic codes greatly depend not only on the number  $k$  of encoded logical qubits, but critically on the *positions* of said logical qubits in the bulk [79]. Even more broadly, it is known that the qLEGO formalism applies to *non-Abelian stabilizer codes*, such as the *XP stabilizer* variety [80, 81], or even *non-stabilizer codes*, such as those presented in [7, 82–85]; one may consider incorporating functionality to accommodate such holographic code constructions in the near future. Moreover, the class of codes known as *Evenly codes*, a derivate of the *hyperinvariant tensor networks* first introduced in [86, 87], have been extensively studied using LEGO\_HQEC [52, 63]; however, one major impediment was the inclusion of *Hadamard gates* on the contracted edges

of the tensor network, thereby hindering decoding of Pauli channels with the tensor-network decoder. Allowing for such constraints, among others, remains within the future goals of this work. Finally, there are many additions purely from the software and usability standpoint, such as: adding functionality for *tree-style concatenated codes* [7, 10, 23]; visualization tools; or GPU acceleration tools; among other prospects.

### A. Acknowledgements

We thank David Elkouss and Rob Harris for useful discussions. MS and SF acknowledge financial support from the Intel corporation. AJ is supported by the Einstein Research Unit “Perspectives of a quantum digital transformation”. CC acknowledges support from the Commonwealth Cyber Initiative at Virginia Tech.

### B. Author Contributions

JF and MS implemented the Gaussian elimination decoder. JF developed the integer-optimization decoder, tensor-network decoder, and the `OperatorPush` generator during his master thesis; the master thesis itself was supervised by MS and SF. AS provided assistance with software design. MS wrote the manuscript, with the hyperbolic tiling figures provided by AJ. CC, AJ, AS, and SF provided project guidance and supervision.

- 
- [1] E. T. Campbell, B. M. Terhal, and C. Vuillot, Roads towards fault-tolerant universal quantum computation, *Nature* **549**, 172 (2017).
  - [2] D. Gottesman, Fault-tolerant quantum computation with constant overhead, arXiv preprint arXiv:1310.2984 (2013).
  - [3] D. Gottesman, Opportunities and challenges in fault-tolerant quantum computation, arXiv preprint arXiv:2210.15844 (2022).
  - [4] D. Gottesman, Theory of fault-tolerant quantum computation, *Phys. Rev. A* **57**, 127 (1998).
  - [5] J. Preskill, Reliable quantum computers, Proceedings of the Royal Society of London. Series A: Mathematical, Physical and Engineering Sciences **454**, 385 (1998).
  - [6] J. Preskill, Quantum computing in the nisq era and beyond, *Quantum* **2**, 79 (2018).
  - [7] D. A. Lidar and T. A. Brun, *Quantum error correction* (Cambridge university press, 2013).
  - [8] M. M. Wilde, *Quantum information theory* (Cambridge university press, 2013).
  - [9] M. A. Nielsen and I. L. Chuang, *Quantum computation and quantum information* (Cambridge university press, 2010).
  - [10] D. Gottesman, *Stabilizer codes and quantum error correction* (California Institute of Technology, 1997).
  - [11] V. V. Albert, Bosonic coding: introduction and use cases, arXiv preprint arXiv:2211.05714 (2022).
  - [12] N. P. Breuckmann and J. N. Eberhardt, Quantum low-density parity-check codes, *PRX Quantum* **2**, 040101 (2021).
  - [13] A. Jahn and J. Eisert, Holographic tensor network models and quantum error correction: a topical review, *Quantum Science and Technology* **6**, 033002 (2021).
  - [14] S. Huang and K. R. Brown, Between shor and steane: A unifying construction for measuring error syndromes, *Phys. Rev. Lett.* **127**, 090505 (2021).
  - [15] D. Bhatnagar, M. Steinberg, D. Elkouss, C. G. Almudever, and S. Feld, Low-depth flag-style syndrome extraction for small quantum error-correction codes, in *2023 IEEE International Conference on Quantum Computing and Engineering (QCE)*, Vol. 1 (IEEE, 2023) pp. 63–69.
  - [16] C. Chamberland and M. E. Beverland, Flag fault-tolerant error correction with arbitrary distance codes, *Quantum* **2**, 53 (2018).
  - [17] N. Delfosse, B. W. Reichardt, and K. M. Svore, Beyond single-shot fault-tolerant quantum error correction, *IEEE Transactions on Information Theory* **68**, 287 (2021).
  - [18] H. Bombín, Single-shot fault-tolerant quantum error correction, *Physical Review X* **5**, 031043 (2015).
  - [19] D. P. DiVincenzo and P. W. Shor, Fault-tolerant error correction with efficient quantum codes, *Physical review letters* **77**, 3260 (1996).
  - [20] D. P. DiVincenzo and P. Aliferis, Effective fault-tolerant quantum computation with slow measurements, *Physical review letters* **98**, 020501 (2007).



- [21] R. Chao and B. W. Reichardt, Quantum error correction with only two extra qubits, *Physical review letters* **121**, 050502 (2018).
- [22] P. Aliferis, D. Gottesman, and J. Preskill, Quantum accuracy threshold for concatenated distance-3 codes, arXiv preprint quant-ph/0504218 (2005).
- [23] E. Knill, Quantum computing with realistically noisy devices, *Nature* **434**, 39 (2005).
- [24] P. W. Shor, Fault-tolerant quantum computation, in *Proceedings of 37th conference on foundations of computer science* (IEEE, 1996) pp. 56–65.
- [25] N. Delfosse and B. W. Reichardt, Short shor-style syndrome sequences, arXiv preprint arXiv:2008.05051 (2020).
- [26] S. Bravyi and A. Kitaev, Universal quantum computation with ideal clifford gates and noisy ancillas, *Physical Review A—Atomic, Molecular, and Optical Physics* **71**, 022316 (2005).
- [27] H. Bombín, Gauge color codes: optimal transversal gates and gauge fixing in topological stabilizer codes, *New Journal of Physics* **17**, 083002 (2015).
- [28] F. Butt, S. Heußen, M. Rispler, and M. Müller, Fault-tolerant code-switching protocols for near-term quantum processors, *PRX Quantum* **5**, 020345 (2024).
- [29] J. T. Anderson, G. Duclos-Cienci, and D. Poulin, Fault-tolerant conversion between the steane and reed-muller quantum codes, *Phys. Rev. Lett.* **113**, 080501 (2014).
- [30] A. Kubica and M. E. Beverland, Universal transversal gates with color codes: A simplified approach, *Phys. Rev. A* **91**, 032330 (2015).
- [31] T. Jochym-O’Connor and R. Laflamme, Using concatenated quantum codes for universal fault-tolerant quantum gates, *Physical review letters* **112**, 010505 (2014).
- [32] C. Chamberland, T. Jochym-O’Connor, and R. Laflamme, Thresholds for universal concatenated quantum codes, *Physical review letters* **117**, 010501 (2016).
- [33] A. d. iOlius, P. Fuentes, R. Orús, P. M. Crespo, and J. E. Martinez, Decoding algorithms for surface codes, arXiv preprint arXiv:2307.14989 (2023).
- [34] I. Dinur, M.-H. Hsieh, T.-C. Lin, and T. Vidick, Good quantum ldpc codes with linear time decoders, in *Proceedings of the 55th annual ACM symposium on theory of computing* (2023) pp. 905–918.
- [35] J. Roffe, D. R. White, S. Burton, and E. Campbell, Decoding across the quantum low-density parity-check code landscape, *Physical Review Research* **2**, 043423 (2020).
- [36] Z. Babar, P. Botsinis, D. Alanis, S. X. Ng, and L. Hanzo, Fifteen years of quantum ldpc coding and improved decoding strategies, *IEEE Access* **3**, 2492 (2015).
- [37] B. M. Terhal, Quantum error correction for quantum memories, *Reviews of Modern Physics* **87**, 307 (2015).
- [38] S. Yoshida, S. Tamiya, and H. Yamasaki, Concatenate codes, save qubits, arXiv preprint arXiv:2402.09606 (2024).
- [39] A. G. Fowler, M. Mariantoni, J. M. Martinis, and A. N. Cleland, Surface codes: Towards practical large-scale quantum computation, *Physical Review A—Atomic, Molecular, and Optical Physics* **86**, 032324 (2012).
- [40] F. Pastawski, B. Yoshida, D. Harlow, and J. Preskill, Holographic quantum error-correcting codes: Toy models for the bulk/boundary correspondence, *Journal of High Energy Physics* **2015**, 1 (2015).
- [41] A. Almheiri, X. Dong, and D. Harlow, Bulk locality and quantum error correction in ads/cft, *Journal of High Energy Physics* **2015**, 1 (2015).
- [42] J. Maldacena, The large-n limit of superconformal field theories and supergravity, *International journal of theoretical physics* **38**, 1113 (1999).
- [43] E. Witten, Anti de sitter space and holography, arXiv preprint hep-th/9802150 (1998).
- [44] L. Boyle, M. Dickens, and F. Flicker, Conformal quasicrystals and holography, *Phys. Rev. X* **10**, 011009 (2020).
- [45] A. Jahn, Z. Zimborás, and J. Eisert, Tensor network models of ads/qcft, *Quantum* **6**, 643 (2022).
- [46] A. Jahn, Z. Zimborás, and J. Eisert, Central charges of aperiodic holographic tensor-network models, *Phys. Rev. A* **102**, 042407 (2020).
- [47] C. Piveteau, C. T. Chubb, and J. M. Renes, Tensor-network decoding beyond 2d, *PRX Quantum* **5**, 040303 (2024).
- [48] T. Farrelly, N. Milicevic, R. J. Harris, N. A. McMahon, and T. M. Stace, Parallel decoding of multiple logical qubits in tensor-network codes, *Phys. Rev. A* **105**, 052446 (2022).
- [49] T. Farrelly, R. J. Harris, N. A. McMahon, and T. M. Stace, Tensor-network codes, *Phys. Rev. Lett.* **127**, 040507 (2021).
- [50] C. T. Chubb and S. T. Flammia, Statistical mechanical models for quantum codes with correlated noise, *Annales de l’Institut Henri Poincaré D* **8**, 269 (2021).
- [51] J. Ratcliffe, Foundations of hyperbolic manifolds, Graduate Texts in Mathematics/Springer-Verlag **149** (1994).
- [52] M. Steinberg, J. Fan, R. J. Harris, D. Elkouss, S. Feld, and A. Jahn, Far from perfect: Quantum error correction with (hyperinvariant) evenly codes, arXiv preprint arXiv:2407.11926 (2024).
- [53] R. J. Harris, N. A. McMahon, G. K. Brennen, and T. M. Stace, Calderbank-shor-steane holographic quantum error-correcting codes, *Phys. Rev. A* **98**, 052301 (2018).
- [54] R. J. Harris, E. Coupe, N. A. McMahon, G. K. Brennen, and T. M. Stace, Decoding holographic codes with an integer optimization decoder, *Phys. Rev. A* **102**, 062417 (2020).
- [55] J. Fan, M. Steinberg, A. Jahn, C. Cao, and S. Feld, Overcoming the zero-rate hashing bound with holographic quantum error correction, arXiv preprint arXiv:2408.06232 (2024).
- [56] A. R. Calderbank and P. W. Shor, Good quantum error-correcting codes exist, *Phys. Rev. A* **54**, 1098 (1996).
- [57] A. M. Steane, Simple quantum error-correcting codes, *Phys. Rev. A* **54**, 4741 (1996).
- [58] R. Laflamme, C. Miquel, J. P. Paz, and W. H. Zurek, Perfect quantum error correcting code, *Physical Review Letters* **77**, 198 (1996).
- [59] C. Cao and B. Lackey, Quantum lego: Building quantum error correction codes from tensor networks, *PRX Quantum* **3**, 020332 (2022).
- [60] T. Farrelly, D. K. Tuckett, and T. M. Stace, Local tensor-network codes, *New Journal of Physics* **24**, 043015 (2022).
- [61] M. Enríquez, I. Wintrowicz, and K. Życzkowski, Maximally entangled multipartite states: a brief survey, in *Journal of Physics: Conference Series*, Vol. 698 (IOP Publishing, 2016) p. 012003.
- [62] J. Fan, M. Steinberg, A. Jahn, C. Cao, and S. Feld, Heterogeneous holographic codes using quantum reed-muller codes, In Preparation (2024).
- [63] M. Steinberg, S. Feld, and A. Jahn, Holographic codes from hyperinvariant tensor networks, *Nature Communications* **14**, 10.1038/s41467-023-42743-z (2023).
- [64] S. S. Gubser, I. R. Klebanov, and A. M. Polyakov, Gauge theory correlators from non-critical string theory, *Physics Letters B* **428**, 105 (1998).
- [65] J. Fan, *Biased-Noise Threshold Studies for Holographic Quantum Error-Correction Codes*, Master’s thesis, QuTech, Technical University of Delft, Delft, the Netherlands (2024).

- [66] C. H. Bennett, D. P. DiVincenzo, and J. A. Smolin, Capacities of quantum erasure channels, *Phys. Rev. Lett.* **78**, 3217 (1997).
- [67] R. Penrose, A generalized inverse for matrices, in *Mathematical proceedings of the Cambridge philosophical society*, Vol. 51 (Cambridge University Press, 1955) pp. 406–413.
- [68] E. H. Moore, On the reciprocal of the general algebraic matrix, *Bulletin of the american mathematical society* **26**, 294 (1920).
- [69] S. Aaronson and D. Gottesman, Improved simulation of stabilizer circuits, *Phys. Rev. A* **70**, 052328 (2004).
- [70] F. Le Gall, Powers of tensors and fast matrix multiplication, in *Proceedings of the 39th international symposium on symbolic and algebraic computation* (2014) pp. 296–303.
- [71] S. Bravyi, M. Suchara, and A. Vargo, Efficient algorithms for maximum likelihood decoding in the surface code, *Phys. Rev. A* **90**, 032326 (2014).
- [72] S. Van Der Linde, W. De Kok, T. Bontekoe, and S. Feld, qgym: A gym for training and benchmarking rl-based quantum compilation, in *2023 IEEE International Conference on Quantum Computing and Engineering (QCE)*, Vol. 2 (IEEE, 2023) pp. 26–30.
- [73] A. Sarkar, A. Kundu, M. Steinberg, S. Mishra, S. Fauquenot, T. Acharya, J. A. Miszczak, and S. Feld, Yaqq: Yet another quantum quantizer—design space exploration of quantum gate sets using novelty search, *arXiv preprint arXiv:2406.17610* (2024).
- [74] L. Berent, L. Burgholzer, and R. Wille, Software tools for decoding quantum low-density parity-check codes, in *Proceedings of the 28th Asia and South Pacific Design Automation Conference* (2023) pp. 709–714.
- [75] C. Gidney, Stim: a fast stabilizer circuit simulator, *Quantum* **5**, 497 (2021).
- [76] D. K. Tuckett, *Tailoring surface codes: Improvements in quantum error correction with biased noise*, Ph.D. thesis, University of Sydney (2020), (qecsim: <https://github.com/qecsim/qecsim>).
- [77] Qiskit Community, Qiskit: An open-source framework for quantum computing (2017).
- [78] B. Eastin and E. Knill, Restrictions on transversal encoded quantum gate sets, *Physical review letters* **102**, 110502 (2009).
- [79] A. Jahn, M. Steinberg, and J. Eisert, Holographic codes with many logical qubits, In Preparation (2024).
- [80] R. Shen, Y. Wang, and C. Cao, Quantum lego and xp stabilizer codes, *arXiv preprint arXiv:2310.19538* (2023).
- [81] M. A. Webster, B. J. Brown, and S. D. Bartlett, The xp stabiliser formalism: a generalisation of the pauli stabiliser formalism with arbitrary phases, *Quantum* **6**, 815 (2022).
- [82] E. Kubischta and I. Teixeira, Family of quantum codes with exotic transversal gates, *Phys. Rev. Lett.* **131**, 240601 (2023).
- [83] V. P. Roychowdhury and F. Vatan, On the structure of additive quantum codes and the existence of nonadditive codes, *arXiv preprint quant-ph/9710031* (1997).
- [84] M. Grassl and T. Beth, A note on non-additive quantum codes, *arXiv preprint quant-ph/9703016* (1997).
- [85] E. M. Rains, R. Hardin, P. W. Shor, and N. Sloane, A nonadditive quantum code, *Physical Review Letters* **79**, 953 (1997).
- [86] G. Evenbly, Hyperinvariant tensor networks and holography, *Phys. Rev. Lett.* **119**, 141602 (2017).
- [87] M. Steinberg and J. Prior, Conformal properties of hyperinvariant tensor networks, *Scientific Reports* **12**, 532 (2022).