

# Motivated Reasoning and the Political Economy of Climate Change Inaction\*

Philipp Denter<sup>†</sup>

Tuesday 29<sup>th</sup> October, 2024

## Abstract

Two office-driven politicians compete in an election by proposing policies. There are two possible states of the world: climate change is either mild, with no lasting effect on welfare if addressed properly, or severe, leading to reduced welfare even with appropriate measures. Voters receive signals about the state but may interpret them in a non-Bayesian way, holding motivated beliefs. An equilibrium always exists where voters ignore signals suggesting severe consequences, causing politicians to propose policies for mild climate change—even when they know otherwise. If severe climate change leads to only moderate welfare losses, another efficient equilibrium exists. In this equilibrium, voters trust politicians to choose the optimal policies, implying voters choose to trust their signals, which in turn encourages optimal policy choices by politicians. The model highlights the role of political rhetoric and trust in government, and a first glance at the data reveals patterns consistent with the models predictions.

*JEL Codes:* D72, D91, H12

*Keywords:* political competition, climate change, motivated reasoning, trust in government, political rhetoric

---

\*I would like to thank Agustin Casas, Boris Ginzburg, Johannes Schneider, and Dana Sisak as well as the participants of the 2024 Microeconomics Workshop in Lüneburg and the 2024 EPCS congress in Vienna for valuable comments and suggestions. Financial support of the Agencia Estatal de Investigacion (Spain) through grants PID2022- 141823NA-I00, MICIN/ AEI/10.13039/501100011033, and CEX2021-001181-M as well as by Comunidad de Madrid through grant EPUC3M11 (V PRICIT) is gratefully acknowledged.

<sup>†</sup>Universidad Carlos III de Madrid, Department of Economics, Calle de Madrid 126, 29803 Getafe, Spain. E-Mail: pdenter@eco.uc3m.es.

# 1 Introduction

*“[...] information that increases perceptions of the reality of climate change may feel so frightening that it leads to denial and thus a reduction in concern and support for action.”*

Clayton, Manning, Krygsman, and Speiser (2017)

*“Yes, There Has Been Progress on Climate.  
No, It’s Not Nearly Enough.”*

The New York Times, 25 Oct 2021

Climate change is one of the most pressing issues of our time, threatening the livelihoods of millions of people around the globe. Information about climate change and global warming has been available for more than a century, dating back at least to Svante Arrhenius’ (1896) famous paper “On the Influence of Carbonic Acid in the Air upon the Temperature of the Ground.” However, despite an ever-growing scientific consensus that increasing atmospheric CO<sub>2</sub> concentrations will severely impact our planet, little to no action was taken to stop this process for most of the last few decades. Many reasons have been put forward to explain the inaction of political decision-makers, ranging from lobbying interests to widespread disinformation campaigns like those of ExxonMobil. In this paper, I discuss a different, simpler channel: the electoral incentives of politicians when voters may choose to hold motivated beliefs.

The looming dire consequences of climate change may, if taken seriously, create stress and anxiety. In an effort to avoid these negative emotions, people may choose to hold motivated beliefs, ignoring information that suggests climate change is severe, while overreacting to information suggesting there is nothing to worry about. Psychologists and economists alike have long been aware of such information processing biases, as exemplified by Kunda’s (1990) seminal paper or the recent survey by Amelio and Zimmermann (2023). To study the potential consequences of such behavior for the implementation of policies targeted at climate change, I construct a game-theoretic model in which two politicians compete in an election by proposing policies. There are two possible states of the world: severe climate change and moderate (or no) climate change. The state determines which policy is optimal and establishes a baseline

welfare level. If climate change is severe, the baseline welfare is lower than in the mild state, regardless of the chosen policy. Voters and politicians receive signals about the state of the world, and society is best served when the policy that matches the state is implemented. As discussed in Bénabou and Tirole (2016), voters have anticipatory utility, meaning they feel anxiety or stress when the future looks grim. To cope with these negative emotions, they may choose to hold motivated beliefs, interpreting information about the future in a non-Bayesian way to increase anticipatory utility. How voters react to information is an important determinant of how politicians compete to win an election.

The model highlights the importance of the potential severity of climate change for the efficiency of policy-making. In particular, if severe climate change has only moderate consequences for baseline welfare levels, then there always exists an efficient equilibrium in which politicians choose the optimal policies for each state. However, this equilibrium only exists if voters have sufficient trust in government. Otherwise, with low trust in government, there always exists an equilibrium in which politicians ignore their information and campaign on the same policy platform that voters prefer at the prior. To the contrary, if severe climate change leads to large baseline welfare losses, then there is a unique electoral equilibrium. If, at the prior, voters believe that it is optimal to choose the policy for severe climate change, then an efficient equilibrium exists in which politicians take their own information into account and choose the policy that matches the state. Otherwise, politicians ignore their information and always choose policies for mild or no climate change.

The analysis identifies two key determinants for the efficiency of policy-making:

- First, *trust in government* is important, because it determines in which way voters interpret information when severe climate change only has moderate effects on baseline welfare. In this case, there always exists an efficient equilibrium in which politicians strictly choose the optimal policies if and only if there is sufficient trust in government. To the contrary, if trust in government is low, then politicians will ignore their information and policy choice will be inefficient.
- Second, the analysis suggests that *political rhetoric* may be an important determinant of the quality of policy choice. In particular, if the consequences of severe climate change are portrayed as catastrophic, then the efficient equilibrium ceases to exist, and in the unique equilibrium politicians ignore their information and always choose policies for mild climate change. However, if the consequences of severe climate change are portrayed as moderate, then the efficient equilibrium survives.

**Literature:** The paper contributes to several areas of literature. Firstly, it adds to the literature that examines the incentives of political candidates to select policy platforms when the true state of the world is unknown. Important contributions in this domain include Heidhues and Lagerlof (2003), Laslier and van der Straeten (2004), Gratton (2014), and Kartik, Squintani, and Tinn (2015). In contrast to Heidhues and Lagerlof (2003) and Kartik, Squintani, and Tinn (2015), I assume not only politicians receive signals about the state, but also voters. Unlike Laslier and van der Straeten (2004), in the current paper voters hold heterogeneous beliefs after receiving their signals. Gratton (2014) assumes that candidates observe the state perfectly and finds that there always exists a fully revealing equilibrium, that is, an equilibrium in which candidates choose policy platforms that are socially optimal given the state. Moreover, he assumes that some types of candidates always choose the correct policies, independent of electoral considerations. This is similar to the candidates in the current paper. However, unlike Gratton (2014) and the other papers, I introduce the concept of non-Bayesian information processing by voters.

A corner stone of the model is that voters have anticipatory utility, “*meaning that the individual experiences pleasant or aversive emotions from thinking about future welfare*” (Bénabou and Tirole, 2016). Like in Akerlof and Dickens (1982), Caplin and Leahy (2001), Bénabou and Tirole (2002) and other papers, this means that voters have preferences not only about states and policies, but also about their own beliefs. A consequence of this is that voters may engage in motivated reasoning, see for example Kunda (1990), Bénabou and Tirole (2016), Zimmermann (2020), and Oprea and Yuksel (2021). The most closely related papers in this area are Levy (2014) and Le Yaouanq (2023), which also examine electoral contexts. Levy (2014) presents a model featuring a policymaker trying to signal congruency to voters, where voters have imperfect memory and can suppress certain news by conflating positive and negative signals. In contrast, there is no signaling story in the present paper, and two office motivated candidates compete by offering policies. Further, unlike in Levy (2014), in the current paper voters have perfect memory, but may choose to interpret some information with exaggerated or diminished precision. Finally, it is not just the voters’ beliefs about the state that matter, but also their expectations regarding policy outcomes. This difference introduces a novel self-fulfilling aspect that becomes critical for equilibrium. Le Yaouanq (2023) suggests that voters may interpret signals in a contrary manner at a cost. In the current paper I assume that voters can modulate the perceived informativeness of a signal, but they cannot alter its direction. Moreover, unlike in Le Yaouanq (2023), a key component of my model is that the

state influences baseline welfare levels, which has important consequences for equilibrium.

Finally, the paper contributes to the literature studying the reasons for political inactivity against climate change, e.g. Gullberg (2008), Shapiro (2016), Balles, Matter, and Stutzer (2024), and Denter (2024). In contrast to these papers, the current paper delivers an explanation based purely on electoral incentives of office motivated politicians in the presence of a behavioral information processing bias of voters. Besley and Persson (2023) study the conditions for green transitions to happen. In their paper, voters have ideological preferences and may be either green or brown, and firms may have green or brown technologies. If sufficiently many voters are green, then a green steady state exists. The current model differs from Besley and Persson (2023), because I do not consider a production sector and voters are not ideological. The focus is on voters' interpretation of information, and how this impacts politicians' incentives to choose policy platforms.

The paper is organized as follows. In Section 2, I describe the baseline model, which is then solved in Section 3. Section 4 generalizes the baseline model by allowing for costly distortions of information, while Section 5 informally discusses other extensions. In Section 6, I derive testable predictions of the model and have a first look at the data. Section 7 concludes. All proofs are relegated to the appendix.

## 2 The Model

In this section I introduce the main building blocks of the model. There is an unknown state of the world,  $\omega \in \{0, 1\}$ , indicating whether climate change is mild,  $\omega = 0$ , or severe,  $\omega = 1$ . The prior probability that  $\omega = 1$  is  $q \in (0, 1)$ . There are two different kinds of actors. On the one hand, there are two kinds of purely office motivated politicians, indexed by  $i = 1, 2$ . On the other hand, there is a continuum of voters of mass 1. Candidates vie for voters' support by proposing policies,  $p_i \in \{0, 1\}$ , to which they commit. Denote the vector of policies by  $\mathbf{p} \equiv (p_1, p_2)$ .

Voters policy preferences depend on the state of the world  $\omega$ . Given a winning policy  $p$  and given a state realization  $\omega$ , voters' realized policy utility is

$$u(p, \omega) = \begin{cases} -p & \text{if } \omega = 0, \\ -\Delta - \beta |p - 1| & \text{if } \omega = 1. \end{cases} \quad (1)$$

Hence, for each state realization  $\omega$ , the optimal policy is  $p = \omega$ . But the state  $\omega$  determines

not only optimal policy, but the baseline welfare level in society. In particular, if  $\omega = 1$ , i.e., when climate change is severe, then baseline welfare decreases by  $\Delta > 0$ , independent of the chosen policy, while it remains constant if climate change is mild,  $\omega = 0$ . The parameter  $\beta > 0$  measures the importance of choosing the right policy when climate change is severe: the greater is  $\beta$ , the more important is taking the right action. Note that the worst outcome is choosing policy incorrectly in state 1, yielding  $-\Delta - \beta$ , while the best outcome is choosing correctly in state 0, yielding a utility of zero. I make the following assumption to capture the idea that at the outset, voters believe the optimal policy choice is  $p = 0$ :<sup>1</sup>

**Assumption 1.** *Throughout I assume that  $q < \frac{1}{1+\beta}$ .*

At the beginning of the game, both types of players receive a signal that is informative about  $\omega$ . In particular, every politician  $i$  receives a perfect signal  $s_i^P$  about  $\omega$  before announcing policy platforms. Hence, after receiving  $s_i^P$ , each politician perfectly knows whether climate change is severe or not.

Voters receive two kinds of signals. On the one hand, the policy platforms  $\mathbf{p}$  may function as signals about  $\omega$ , depending on the strategies chosen by the candidates. On the other hand, they receive information from news or from direct experience about  $\omega$ . I model this by assuming that each voter receives a signal  $s \in \mathbb{R}$ . When the state is  $\omega$ , the c.d.f. of  $s$  is  $\Phi\left(\frac{s+(2\omega-1)\mu}{\sigma}\right)$ , where  $\Phi$  is the c.d.f. of the standard Gaussian distribution and  $\mu > 0$  and  $\sigma > 0$  are parameters. Therefore, the typical monotone likelihood ratio property (MLRP) is satisfied, meaning that any  $s > 0$  is evidence for  $\omega = 1$  and increases the belief compared to the prior, while any  $s < 0$  is evidence for  $\omega = 0$  and decreases the belief. Following Callander (2011) and others, I interpret  $\mu$  as a measure of the complexity of the issue climate change. If  $\mu$  is small, the issue is very complex, and thus voters tend to hold imprecise beliefs about  $\omega$ . To the contrary, if  $\mu$  is large, climate change is not a very complex issue and beliefs tend to be precise.

We assume that the complexity of the issue climate change is such that, absent motivated beliefs and any signaling about the state  $\omega$  through platform choices  $\mathbf{p}$ , the election aggregates information whenever  $p_1 \neq p_2$ . In other words: if both policies are offered, a majority chooses to vote for the welfare-maximizing policy. The following assumption guarantees that this is true:

---

<sup>1</sup>This assumption is not without loss of generality for the model's conclusions. Allowing for  $q \geq \frac{1}{1+\beta}$  would imply that the set of possible equilibria is larger. I chose to assume  $q < \frac{1}{1+\beta}$ , because it seems realistic that voters need to be convinced to support anti-climate change policies. Moreover, as a second benefit, Assumption 1 keeps the paper's exposition more concise.

**Assumption 2.** *Throughout I assume that*

$$\mu \geq \mu^{Bayes} \equiv \frac{\sigma \sqrt{\ln \left( \frac{1-q}{\beta q} \right)}}{\sqrt{2}}.$$

I assume that voters have anticipatory utility. In particular, a voter has expectations about her future utility, which is derived from a belief about the true state and a second belief about the enacted policy. This causes anticipatory utility, “*meaning that the individual experiences pleasant or aversive emotions from thinking about future welfare*” (Bénabou and Tirole, 2016). To increase anticipatory utility (to be defined precisely below), a voter may use motivated reasoning, which means that she may update beliefs using a *distorted* complexity parameter  $\tilde{\mu}$ . Clearly, processing information using such a distorted complexity parameter comes at a cost, because higher anticipatory utility may imply lower utility because of imperfect decision making. As Bénabou and Tirole (2016) write, “*one can react to bad news objectively, which leads to better decisions but having to live with grim prospects for some time [...], or adopt a more “defensive” cognitive response that makes life easier until the day of reckoning, when mistakes will have to be paid for.*” I do not model these costs in the baseline model to be able to identify the pure effect of motivated reasoning, but in Section 4 costly distortions are discussed. However, if a voter is indifferent between having  $\tilde{\mu} = \mu$  and some other  $\tilde{\mu} \neq \mu$ , I assume without loss of generality that she chooses  $\tilde{\mu}^* = \mu$ . Choosing  $\tilde{\mu} > \mu$  implies the voter interprets the signal as more informative than it really is, and hence beliefs will change excessively, while choosing  $\tilde{\mu} < \mu$  implies a more conservative stance and that beliefs move less than they should.

Based on  $s$  and  $\mathbf{p}$ , and after choosing  $\tilde{\mu}$ , each voter forms beliefs  $\pi(s, \mathbf{p}, \tilde{\mu})$  and  $\kappa(s, \mathbf{p}, \tilde{\mu})$ .  $\pi(s, \mathbf{p}, \tilde{\mu})$  is the posterior belief about  $\omega$ , whereas  $\kappa(s, \mathbf{p}, \tilde{\mu})$  is the probability assigned to the event that policy 1 will be *implemented* after the election. Because candidates commit to policy platforms, clearly  $\kappa(s, (1, 1), \tilde{\mu}) = 1$  and  $\kappa(s, (0, 0), \tilde{\mu}) = 0$ . We can interpret  $\kappa$  as a measure of a voter’s trust in government. In particular, when  $\kappa(s, \mathbf{p}, \tilde{\mu}) = \pi(s, \mathbf{p}, \tilde{\mu})$ , a voter expects the winning candidate to implement the correct policy once in government, and therefore trust in the government to take the appropriate action for state  $\omega$  is high. To the contrary,  $\kappa(s, \mathbf{p}, \tilde{\mu}) \in \{0, 1\}$  for all  $s$  indicates that voters expect the winning candidate to be non-responsive to information and to always implement the same policy. Hence, in this case, there is little trust.

Equipped with these beliefs, we can now calculate a voter's anticipatory utility:

$$AU(s, \mathbf{p}, \tilde{\mu}) = -\kappa(s, \mathbf{p}, \tilde{\mu}) [\pi(s, \mathbf{p}, \tilde{\mu}) \cdot \Delta + (1 - \pi(s, \mathbf{p}, \tilde{\mu})) \cdot (\Delta + \beta)] - (1 - \kappa(s, \mathbf{p}, \tilde{\mu})) [\pi(s, \mathbf{p}, \tilde{\mu}) \cdot (\Delta + \beta)]$$

Thus, anticipatory utility equals the utility the voter expects to receive one policies are determined.

Note that a voter is never pivotal, because there is a continuum of voters. I thus assume that voters vote sincerely as defined by Austen-Smith and Banks (1996). In words, each voter forms beliefs based on  $s$ ,  $\mathbf{p}$ , and  $\tilde{\mu}$  and then votes to maximize (1).

We are now in a position to define equilibrium of our game. (i) each voter maximizes  $AU(s, \mathbf{p}, \tilde{\mu})$  given a belief about the probability that policy 1 will be enacted  $\kappa(s, \mathbf{p}, \tilde{\mu})$ ; (ii) each voter votes sincerely given  $s$  and  $\tilde{\mu}$ ; (iii)  $\kappa(s, \mathbf{p}, \tilde{\mu})$  is correct given  $s$ ,  $\tilde{\mu}$ , and given the strategies of all other voters; (iv) politicians choose policy platforms that maximize the probability to be elected, given their expectations about voters' behavior. As typical in signaling games, there are multiple equilibria. I focus attention on *symmetric equilibria*, that is, equilibria in which candidates, holding the same information and trying to achieve the same, choose identical strategies. Further, if on the equilibrium path both candidates choose the same pure strategy, then we must have  $p_1 = p_2$ . If, off the equilibrium path, voters observe  $p_1 \neq p_2$ , I assume that they do not learn anything from this. That is, if off the equilibrium path  $p_1 \neq p_2$ , then observing  $\mathbf{p}$  does not change voters' belief about  $\omega$ .<sup>2</sup>

### 3 Equilibrium

In this section, I solve the baseline game. I begin by analyzing equilibrium play in the voter subgame. In Section 3.2, I analyze candidates' incentives and equilibrium behavior, and in Section 3.3 I study the equilibrium of the whole game.

#### 3.1 Voter Behavior

I now turn to the optimal motivated beliefs of voters. The focus is on situations in which  $p_1 \neq p_2$ , because otherwise voters choose a winner, but not a winning policy. If  $p_1 \neq p_2$  off

---

<sup>2</sup>This could be justified, for example, because candidates have types as well. An ideological candidate always chooses  $p_i = i - 1$ ,  $i \in \{0, 1\}$ . A strategic candidate chooses the policy that is expected to maximize the probability to win the election. A model in which each candidate  $i$  is ideological with probability  $\gamma \in (0, 1)$  and non-ideological with probability  $1 - \gamma$  would yield the same results regarding the platform choices of office-motivated candidates as the assumption of non-informative deviations.



the equilibrium path,  $\mathbf{p}$  is not informative about  $\omega$ . However, it may be so on the equilibrium path. In a symmetric equilibrium,  $p_1 \neq p_2$  is only possible in mixed strategies. Because both candidates hold the same information, assume that, when the state is  $\omega$ , each chooses  $p = 1$  when with probability  $\rho_\omega$  and  $p = 0$  with probability  $1 - \rho_\omega$ . Therefore, if  $\rho_1 = 1$  and  $\rho_0 = 0$ , then both choose the policy that matches the state with probability 1. If  $\rho_0 = \rho_1 = 0$ , then candidates never choose  $p = 1$ , irrespective of  $\omega$ .

If  $p_1 \neq p_2$  off-equilibrium,  $\mathbf{p}$  is not informative by assumption, and  $p_1 \neq p_2$  in a symmetric pure strategy equilibrium is not possible. Hence, the belief about  $\omega$  of a voter who receives signal  $s$  and who chooses  $\tilde{\mu}$ , is

$$\pi(s, \mathbf{p}, \tilde{\mu}) = \frac{q\rho_1(1 - \rho_1)}{q\rho_1(1 - \rho_1) + (1 - q)\rho_0(1 - \rho_0)e^{-\frac{2\tilde{\mu}s}{\sigma^2}}}. \quad (2)$$

To see how a voter optimally chooses her motivated belief  $\tilde{\mu}$ , take the derivative of  $AU(s, \mathbf{p}, \tilde{\mu})$  with respect to  $\tilde{\mu}$ :

$$\frac{\partial AU(s, \mathbf{p}, \tilde{\mu})}{\partial \tilde{\mu}} = -\frac{2(1 - q)q(1 - \rho_0)\rho_0(1 - \rho_1)\rho_1s [\beta + \Delta - \kappa(1 + \beta)] e^{\frac{2\tilde{\mu}s}{\sigma^2}}}{\sigma^2 \left( q\rho_1(1 - \rho_1) + (1 - q)\rho_0(1 - \rho_0)e^{-\frac{2\tilde{\mu}s}{\sigma^2}} \right)^2} \quad (3)$$

If  $\kappa(s, \mathbf{p}, \tilde{\mu}) = \tilde{\kappa} \equiv \frac{\beta + \Delta}{\beta + 1}$ , then this is equal to zero, independent of  $s$ . If  $\Delta > 1$ , then  $\tilde{\kappa} > 1$ , and because  $\kappa(s, \mathbf{p}, \tilde{\mu})$  is a belief, it must be true that  $\kappa(s, \mathbf{p}, \tilde{\mu}) < \tilde{\kappa}$ , implying that the sign of (3) is independent of  $\kappa(s, \mathbf{p}, \tilde{\mu})$ . In particular, if this is the case, then  $AU(s, \mathbf{p}, \tilde{\mu})$  decreases in  $\tilde{\mu}$  if  $s > 0$ , and it increases in  $\tilde{\mu}$  if  $s < 0$ . Otherwise, that is, if  $\Delta \leq 1$ , then whether or not  $AU(s, \mathbf{p}, \tilde{\mu})$  increases in  $\tilde{\mu}$  depends on both  $s$  and the belief  $\kappa(s, \mathbf{p}, \tilde{\mu})$ .

We can now derive the optimally distorted complexity of the issue climate change:

**Lemma 1.** *Let  $\tilde{\kappa} \equiv \frac{\beta + \Delta}{\beta + 1}$ .*

- (a) *If  $s = 0$  or  $\kappa(s, \mathbf{p}, \tilde{\mu}) = \tilde{\kappa}$ , then generally  $\tilde{\mu}^* = \mu$ .*
- (b) *If  $\Delta > 1$ , then a voter's optimal distortion of  $\mu$  is (i)  $\tilde{\mu}^* = \infty$  if  $s < 0$ , and (ii)  $\tilde{\mu}^* = 0$ , if  $s > 0$ .*
- (c) *If  $\Delta = 1$ , then a voter's optimal distortion of  $\mu$ , if  $\kappa(s, \mathbf{p}, \tilde{\mu}) < 1$ , is (i)  $\tilde{\mu}^* = \infty$ , if  $s < 0$ , and (ii)  $\tilde{\mu}^* = 0$ , if  $s > 0$ .*
- (d) *If  $\Delta < 1$ , then a voter's optimal distortion of  $\mu$  is (i)  $\tilde{\mu}^* = \infty$ , if either  $s < 0$  and  $\kappa(s, \mathbf{p}, \tilde{\mu}) < \tilde{\kappa}$ , or  $s > 0$  and  $\kappa(s, \mathbf{p}, \tilde{\mu}) > \tilde{\kappa}$ , and (ii)  $\tilde{\mu}^* = 0$ , if either  $s < 0$  and*

$$\kappa(s, \mathbf{p}, \tilde{\mu}) > \tilde{\kappa}, \text{ or } s > 0 \text{ and } \kappa(s, \mathbf{p}, \tilde{\mu}) < \tilde{\kappa}.$$

The lemma provides us with an important intermediate result, the optimal distortions of  $\mu$  for different voters. We see that beliefs about policy only matter if severe climate change causes only moderate baseline welfare losses. Otherwise, if severe climate change leads to catastrophic welfare losses, then any signal indicating that  $\omega = 1$  will be interpreted as pure noise and hence completely ignored. To the contrary, any signal indicating  $\omega = 0$  will be accepted as a perfect indication that climate change is indeed mild, independent of the signal's strength. Finally, a voter with a signal  $s = 0$  or a voter with  $\kappa(s, \mathbf{p}, \tilde{\mu}) = \tilde{\kappa}$  has no incentive to distort her signal's precision and hence updates her belief about  $\omega$  like a perfect Bayesian.

What does this imply for the beliefs about  $\omega$  the voters hold? Clearly, if  $\tilde{\mu} = 0$ , then beliefs do not change at all, and  $\pi(s, \mathbf{p}, 0) = q$ . The same is true for a voter receiving a signal  $s = 0$ , which is not informative about  $\omega$ . Moreover, if  $\tilde{\mu} = \infty$ , then any signal that contains only the slightest bit of information will completely move beliefs to the extremes, and hence  $\pi(s, \mathbf{p}, \infty) \in \{0, 1\}$ . Only if  $s \neq 0$  and  $\kappa(s, \mathbf{p}, \tilde{\mu}) = \tilde{\kappa}$  will the belief be a non-constant continuous function of  $s$  and it equals  $\pi(s, \mathbf{p}, \mu)$ :

**Corollary 1.** Let  $\hat{\pi} \equiv \frac{q\rho_1(1-\rho_1)}{q\rho_1(1-\rho_1)+(1-q)\rho_0(1-\rho_0)}$ .

(a) If  $\Delta > 1$ , then

$$\pi(s, \mathbf{p}, \tilde{\mu}^*) = \begin{cases} \hat{\pi} & \text{if } s \geq 0 \\ 0 & \text{if } s < 0 \end{cases}$$

(b) If  $\Delta \leq 1$ ,

$$\pi(s, \mathbf{p}, \tilde{\mu}^*) = \begin{cases} 0 & \text{if } (s < 0 \wedge \kappa(s, \mathbf{p}, \tilde{\mu}^*) < \tilde{\kappa}) \\ \hat{\pi} & \text{if } (s > 0 \wedge \kappa(s, \mathbf{p}, \tilde{\mu}^*) < \tilde{\kappa}) \vee (s < 0 \wedge \kappa(s, \mathbf{p}, \tilde{\mu}^*) > \tilde{\kappa}) \\ \pi(s, \mathbf{p}, \mu) & \text{if } \kappa(s, \mathbf{p}, \tilde{\mu}) = \tilde{\kappa} \\ 1 & \text{if } (s > 0 \wedge \kappa(s, \mathbf{p}, \tilde{\mu}^*) > \tilde{\kappa}) \end{cases}$$

We now know the beliefs of all voters as functions of their signals and of their policy belief  $\kappa(s, \mathbf{p}, \tilde{\mu})$ . Corollary 1 shows that if  $\Delta > 1$ , and hence severe climate change has catastrophic consequences, then the equilibrium has a simple structure, and  $\kappa(s, \mathbf{p}, \tilde{\mu})$  actually plays no roll. Voters have two different beliefs,  $\pi(s, \mathbf{p}, \tilde{\mu}) = 0$  and  $\pi(s, \mathbf{p}, \tilde{\mu}) = \hat{\pi}$ . What does this imply for voters' decisions at the ballot? Recall that voters vote sincerely for the

alternative that they believe maximizes (1). The expected utility from policy 1 is  $u(p = 1) = -\pi(s, \mathbf{p}, \tilde{\mu})\Delta - (1 - \pi(s, \mathbf{p}, \tilde{\mu}))$ , while from policy 0 she gets  $u(p = 0) = -\pi(s, \mathbf{p}, \tilde{\mu})(\Delta + \beta)$ . Hence, the voter cast her ballot for policy 1 iff

$$u(p = 1) > u(p = 0) \Leftrightarrow \pi(s, \mathbf{p}, \tilde{\mu}) > \tilde{\pi} \equiv \frac{1}{1 + \beta}. \quad (4)$$

If the reverse is true, then policy 0 is strictly preferred, and if  $\pi(s, \mathbf{p}, \tilde{\mu}) = \tilde{\pi}$ , then a voter is indifferent. Clearly,  $1 > \tilde{\pi} > 0$ . However, how  $\tilde{\pi}$  compares to the prior  $q$  is less clear.

If  $\Delta > 1$ , then voters hold two different beliefs, either  $\pi(s, \mathbf{p}, \tilde{\mu}) = 0$  or  $\pi(s, \mathbf{p}, \tilde{\mu}) = \hat{\pi}$ . A voter with the former belief always votes for policy 0, while the decision at the ballot of the other voter depends on  $q$ ,  $\beta$ , as well as on the politicians' strategies  $\rho_0$  and  $\rho_1$ . If  $\hat{\pi} > \tilde{\pi}$ , then these voters vote for policy 1, and as a consequence all voters vote informatively, i.e., they vote according to their signals. This means that in each state  $\omega$  the policy that matches this state is chosen. If, however,  $\hat{\pi} \leq \tilde{\pi}$ , then a majority of voters always supports policy 0, implying it wins independent of the state.

Things are slightly different when  $\Delta \leq 1$ . On the one hand, the equilibrium just described continues to exist also when severe climate change decreases baseline welfare only moderately. In particular, this is the case if  $\hat{\pi} \leq \tilde{\pi}$  and  $\kappa(s, \mathbf{p}, \tilde{\mu}) < \tilde{\kappa}$  for sufficiently many  $s$ . To the contrary, if  $\hat{\pi} \geq \tilde{\pi}$  and  $\kappa(s, \mathbf{p}, \tilde{\mu}) > \tilde{\kappa}$  for sufficiently many  $s$ , then policy 1 wins independent of the state. Hence, when severe climate change is not catastrophic, then there might exist an equilibrium in which politicians always campaign on the policy tailored for severe climate change, independent of the true state. It follows that we cannot yet exclude that, when  $\Delta \leq 1$ , a second inefficient equilibrium may exist.

What about the efficient equilibrium, in which candidates choose the optimal policies given  $\omega$ ? Assume each voters wants to believe her signal and thus has  $\kappa(s, \mathbf{p}, \tilde{\mu}) < \tilde{\kappa}$  when  $s < 0$  and  $\kappa(s, \mathbf{p}, \tilde{\mu}) > \tilde{\kappa}$  when  $s > 0$ . Then every voter votes informatively, and therefore the policy matching the state wins for all  $\hat{\pi} \in (0, 1)$ . Hence, if even severe climate change decreases baseline welfare only moderately, then there always may exist an equilibrium in which voters vote informatively, and hence the correct policy is chosen with probability 1.

We summarize the result of this section in our next proposition:

**Proposition 1.** *Assume  $\mathbf{p} \in \{(0, 1), (1, 0)\}$ .*

1. *If  $\Delta > 1$ , then there is a unique subgame equilibrium.*

(a) If  $\hat{\pi} \leq \tilde{\pi}$ , then  $\kappa^*(s, \mathbf{p}, \tilde{\mu}) = 0$  for all  $s$  and a majority of voters always votes for policy 1.

(b) If  $\hat{\pi} > \tilde{\pi}$ , then  $\kappa^*(s, \mathbf{p}, \tilde{\mu}) = 0$  if  $s < 0$  and  $\kappa^*(s, \mathbf{p}, \tilde{\mu}) = 1$  if  $s \geq 0$ , and a majority always votes for the policy  $p_i$  that matches the true state  $\omega$ .

2. If  $\Delta \leq 1$ , then there are there exist multiple subgame equilibria.

(a) For any  $\hat{\pi} \in (0, 1)$ , there exists a subgame equilibrium with  $\kappa^*(s, \mathbf{p}, \tilde{\mu}) = 0$  if  $s < 0$  and  $\kappa^*(s, \mathbf{p}, \tilde{\mu}) = 1$  if  $s \geq 0$ , and a majority of voters always votes for the policy  $p_i$  that matches the true state  $\omega$ .

(b) For  $\hat{\pi} \geq \tilde{\pi}$ , there exists a subgame equilibrium with  $\kappa(s, \mathbf{p}, \tilde{\mu}^*) = 1$  and policy 1 always wins.

(c) For  $\hat{\pi} \leq \tilde{\pi}$ , there exists a subgame equilibrium with  $\kappa(s, \mathbf{p}, \tilde{\mu}^*) = 0$  and policy 0 always wins.

(d) There is no subgame equilibrium in which the policy  $p_i$ , that does not match the state  $\omega$ , always wins.

On the positive side, there always exists a subgame equilibrium in which information aggregates, if severe climate change decreases baseline welfare not too much, i.e., if  $\Delta$  is small. However, this equilibrium depends on the expectations about the efficiency of political process, that is, trust in government. If voter believe that the policy suggested by their signal is chosen, then the election leads to efficient results. However, if voters are pessimistic, and believe policy 0 will be chosen no matter what is the true state  $\omega$ , then this becomes a self-fulfilling prophecy if  $\hat{\pi}$  is low. When  $\Delta$  becomes larger, and hence severe climate change leads to more dire welfare losses, then the efficient equilibrium disappears when  $\hat{\pi}$  is small.

## 3.2 Candidates

We now study the platform choices of the candidates as a function of their signals. Of course, when they decide which policies to offer they think ahead which policies are likely to lead to electoral success, and therefore voters' reactions, in particular the one's formalized in Proposition 1, matter for candidates' incentives.

From the perspective of an office motivated candidate, the optimal platform is the one that maximizes the chance to win the election. In a symmetric equilibrium, if both candidates

choose identical platforms, voters may learn from the platforms' congruence something about the true state  $\omega$ , but they cannot choose policies anymore, since all candidates offer the same. Because voters only care about policies, both candidates win with an equal probability of 50 percent if  $p_1 = p_2$ . If some candidate deviates and chooses off-equilibrium a platform different from his opponent, voters learn nothing about  $\omega$  from this deviation. However, if equilibrium play permits  $p_1 \neq p_2$ , then platforms may indeed be partially informative and change voters' beliefs, as discussed before.

First consider potential mixed-strategy equilibria. Focussing on symmetric equilibria, the probability that each candidate choose policy 1 in state  $\omega$  is  $\rho_\omega$  as before. Note that if  $\rho_1 \neq \rho_2$ , voters learn from platform choices even if  $p_1 \neq p_2$ . Choosing such a mixed strategy can only be an equilibrium if it leads to a chance of winning of 50%, because candidates need to be indifferent. The probability to win is 50%, if either both receive exactly half the votes, or if the probability that a majority chooses either candidate is 50%. But note that candidates know the state  $\omega$ , and thus they can infer the exact distribution of signals voters receive. Therefore, in a mixed-strategy equilibrium we need to have that both receive exactly half the votes. This implies policy 1 is implemented with probability of 50%, independent of the state  $\omega$ . Hence, we need to have  $\kappa(s, \mathbf{p}, \tilde{\mu}) = \frac{1}{2}$  for all  $s$ . If  $\tilde{\kappa} < \frac{1}{2}$ , any voter with  $s > 0$  will hold belief  $\pi(s, \mathbf{p}, \tilde{\mu}) = 1$  and thus they all vote for 1. But this means that in state  $\omega = 1$ , the candidate offering  $p = 1$  wins with certainty, and thus this cannot be equilibrium. If  $\tilde{\kappa} > \frac{1}{2}$ , any voter with  $s < 0$  will hold belief  $\pi(s, \mathbf{p}, \tilde{\mu}) = 0$  and thus they all vote for policy 0. But this means that in state  $\omega = 0$  the candidate offering  $p = 0$  wins with certainty, and thus this cannot be equilibrium, either. Finally, if  $\tilde{\kappa} = \frac{1}{2}$ , any voter will choose  $\tilde{\mu}^*(s) = \mu$ . But then information aggregates by Assumption 2, and thus this cannot be an equilibrium belief, either. Hence, we can conclude that no mixed strategy equilibrium can exist.

What about pure strategy equilibria? In a symmetric equilibrium, we must have  $p_1 = p_2$ , because candidates hold the same information. Suppose voters observe off-equilibrium that  $p_1 \neq p_2$  and both candidates expect voters to vote informatively. Hence, they vote for policy 1 if  $s > 0$ , for policy 0 if  $s < 0$ , and they randomize when  $s = 0$ . Then, in each state  $\omega$ , the candidate offering the policy that matches the state wins the election. Hence, when choosing which policy platform to offer, candidate  $i$  knows that  $p_i = \omega$  wins the election if  $p_{-i} \neq \omega$  and otherwise both win with a probability of 50%. To the contrary, choosing  $p_i \neq \omega$  wins the election with 50% if also  $p_{-i} \neq \omega$  and otherwise loses the election for sure. Hence,  $p_i = s_i$  is the unique optimal strategy. It follows that if sufficiently many voters vote informatively,

candidates will choose informative policy platforms. To the contrary, if candidates expect a sufficiently large number of voters to not vote informatively when  $p_1 \neq p_2$ , then there exists a policy  $\hat{p} \in \{0, 1\}$  that wins the election with certainty, independent of the state  $\omega$ . Candidates then know they win the election by choosing  $p_i = \hat{p}$  if  $p_{-i} \neq \hat{p}$ , and they win with a probability of 50% if  $p_{-i} = \hat{p}$ . Choosing  $p_i \neq \hat{p}$  will lose the election for sure if  $p_{-i} = \hat{p}$ , and hence both candidates are best served by offering  $\hat{p}$ .

This leads to the next formal result:

**Proposition 2.** *There is a unique symmetric equilibrium in the platform choice stage, which is in pure strategies. Candidates choose  $p_i^* = \omega$ , if they expect a majority of voters to vote for the policy that matches the state, when  $p_1 \neq p_2$ . Otherwise, there exists a policy  $\hat{p}$  that is expected to win independent of the realization of  $\omega$  if  $p_1 \neq p_2$ , and both candidates choose  $p_i^* = \hat{p}$ .*

### 3.3 Equilibrium Policy Platforms

We can now determine equilibrium platform choices as functions of the parameters of the game. If severe climate change leads to catastrophic baseline welfare level losses,  $\Delta > 1$ , then voters ignore any signal indicating that  $\omega = 1$ . Our analysis so far reveals that then a majority always votes for policy 0, whenever  $p_1 \neq p_2$ . Proposition 2 tells us that in this case candidates never campaign on policy  $p = 1$ , independent of the information they hold. Hence, if severe climate change is catastrophic, then candidates will ignore any information and always choose the optimal policy for mild climate change,  $\mathbf{p}^* = (0, 0)$ .

When  $\Delta \leq 1$ , the set of equilibria becomes larger. The reason is that now voters' beliefs about the enacted policy become self-fulfilling. If voters trust the government in the sense that they believe the policy that is optimal given  $\omega$  wins, then voters always vote informatively, implying that  $\mathbf{p}^* = (\omega, \omega)$  can indeed be equilibrium. However, there always coexists another equilibrium, in which candidates again ignore their information. If voters are convinced that  $p = 0$  is chosen, then any voter with  $s < 0$  will choose  $\tilde{\mu} = \infty$ , while a voter with  $s > 0$  chooses  $\tilde{\mu} = 0$ . Therefore, as in the case of  $\Delta > 1$ , a majority always votes for policy 0, and candidates choose  $\mathbf{p}^* = (0, 0)$ .

The next proposition is the paper's main result and formalizes the above intuitions:

**Proposition 3.** *If  $\Delta > 1$ , then there exists a unique pure strategy equilibrium in which  $\kappa^*(s, \mathbf{p}, \tilde{\mu}^*) = 0$  and candidates choose  $\mathbf{p}^* = (0, 0)$ . If instead  $\Delta \leq 1$ , then there are multiple*

equilibria:

1. If  $\Delta \leq 1$  and voters have trust in the government, then there exists a pure strategy equilibrium in which  $\kappa^*(s, \mathbf{p}, \tilde{\mu}^*) = \pi(s, \mathbf{p}, \tilde{\mu}^*)$  and candidates choose  $\mathbf{p}^* = (\omega, \omega)$ .
2. If  $\Delta \leq 1$  and voters have no trust in the government, then there exists a pure strategy equilibrium in which  $\kappa^*(s, \mathbf{p}, \tilde{\mu}^*) = 0$  and candidates choose  $\mathbf{p}^* = (0, 0)$ .

## 4 Costly Distortions

In this section, I extend the previous analysis by accounting for the costs that a voter may incur when distorting the issue's complexity. The goal is twofold: first, introducing costs allows us to analyze how beliefs may be distorted, which is valuable in itself. Second, it enables us to assess the robustness of the earlier results. I begin by considering a fixed cost of distortion, following the approach of other recent papers, such as Levy (2014) and Le Yaouanq (2023). I then explore a continuous cost function, where the magnitude of the distortion affects the costs, in Section 4.2. In all extensions, I will focus on the case where  $\Delta > 1$  for the sake of brevity and clarity. Additionally, I will concentrate on conditions under which equilibria with inactive candidates continue to exist.

### 4.1 Fixed Costs

First consider that distorting the issue's complexity implies a fixed cost of  $\gamma > 0$ . That is, each voter now maximizes

$$W(s, \mathbf{p}, \tilde{\mu}) = AU(s, \mathbf{p}, \tilde{\mu}) - \gamma \cdot \mathbb{1}_{\tilde{\mu} \neq \mu}.$$

As before,  $W(s, \mathbf{p}, \tilde{\mu})$  strictly decreases in  $s$ , implying the greatest incentive to distort  $\mu$  when  $s > 0$  has a voter receiving  $s \rightarrow \infty$ , and when  $s < 0$  a voter receiving  $s \approx 0$ . Of course, if  $\gamma$  is too large, no voter has an incentive to choose  $\tilde{\mu} \neq \mu$ .

**Lemma 2.** *If  $\gamma < \gamma^+ \equiv (1 - q)(\beta(1 - \kappa) + \Delta - \kappa)$ , then there exists  $s^+ > 0$  such that*

$$\tilde{\mu}^* = \begin{cases} 0 & \text{if } s \geq s^+ \\ \mu & \text{if } s \in [0, s^+) \end{cases}$$

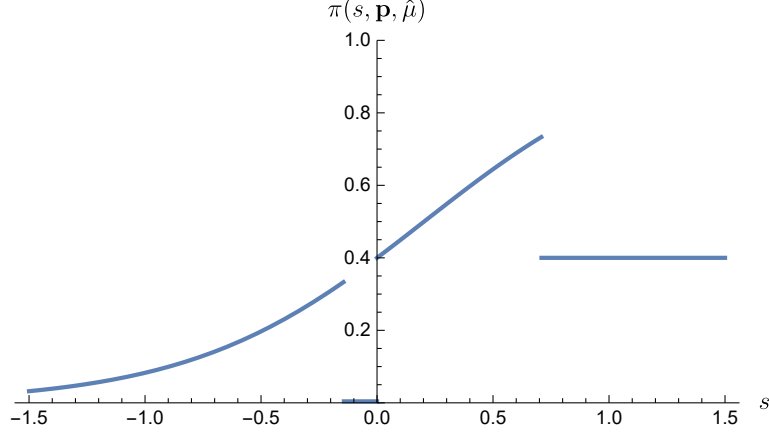


Figure 1: Beliefs  $\pi(s, \mathbf{p}, \tilde{\mu})$  about  $\omega$  as a function of  $s$ . Beliefs are clearly not monotone in  $s$ .

However, if  $\gamma \geq \gamma^+$ , then  $\tilde{\mu}^* = \mu$  for all  $s \geq 0$ . Moreover, if  $\gamma < \gamma^- \equiv q(\beta + \Delta - (\beta + 1)\kappa)$ , then there exists  $s^- < 0$  such that

$$\tilde{\mu}^* = \begin{cases} \infty & \text{if } s \in [s^-, 0) \\ \mu & \text{if } s < s^- \end{cases}$$

However, if  $\gamma \geq \gamma^-$ , then  $\tilde{\mu}^* = \mu$  for all  $s < 0$ .

Having established voters' optimal deviations from Bayesian rationality, we next seek to determine under which conditions inactivity against climate change, despite better information, remains an equilibrium. First, note that if  $\gamma \geq \max\{\gamma^-, \gamma^+\}$ , then no voter distorts their beliefs, and all voters interpret information as perfect Bayesians. It follows from Assumption 2 that in this case, information aggregates correctly in an election with  $p_1 \neq p_2$ , and therefore the conditions for efficient policy platforms in equilibrium are satisfied. Conversely, if  $\gamma < \min\{\gamma^-, \gamma^+\}$ , there will be both voters who received good news ( $s < 0$ ) and those who received bad news ( $s > 0$ ) who choose  $\tilde{\mu}^* \neq \mu$ , while others will interpret signals correctly.

**Proposition 4.** *Suppose  $\Delta > 1$ . There exists  $\hat{\gamma} > 0$  such that iff  $\gamma < \hat{\gamma}$ , then there exists a unique pure strategy equilibrium in which voters hold pessimistic beliefs about the enacted policy,  $\kappa^*(s, \mathbf{p}^*, \tilde{\mu}^*) = 0$ , where  $\tilde{\mu}^*$  follows from Lemma 2, and in which candidates ignore their information about  $\omega$  and choose  $\mathbf{p}^* = (0, 0)$ .*

The proposition shows that our earlier analysis is robust to the introduction of a fixed cost that needs to be paid if a voter chooses  $\tilde{\mu} \neq \mu$ . The result is of course not very surprising given Proposition 3. However, one thing to note is that the incentives to distort  $\mu$  of voters



with  $s < 0$  do not matter for the result. In fact, those voters vote more often informatively with motivated beliefs than without, which is beneficial for choosing the optimal policy.

## 4.2 Quadratic Costs

Next consider the case of a smooth cost of distortion function. We demand a number of properties our cost function should satisfy. It should be convex increasing when we move away from  $\mu$  and zero when there is no distortion. Moreover, it should *not* be symmetric in the sense that  $\tilde{\mu} = \mu + \epsilon$  and  $\tilde{\mu} = \mu - \epsilon$  should not lead to the same cost. To see why assume  $\mu = 1$ . A symmetric cost function would imply that  $C(\tilde{\mu}, \mu)|_{\tilde{\mu}=0} = C(\tilde{\mu}, \mu)|_{\tilde{\mu}=2}$ . But note that  $\tilde{\mu} = 0$  implies that the issue is perceived as infinitely incomplex, and any signal  $s \neq 0$  will lead to updating to either 0 or 1. At the same time,  $\tilde{\mu} = 2$  represents only a gradual increase in complexity. If both have the same cost, then downward distortions are generally “cheaper” than upward distortions. We therefore demand that the cost of equal relative distortions upwards and downwards are the same. This implies the cost function is compressed for downwards distortions. More formally,  $C(\tilde{\mu}, \mu)|_{\tilde{\mu}=\lambda\cdot\mu} = C(\tilde{\mu}, \mu)|_{\tilde{\mu}=\mu/\lambda}$  for all  $\lambda > 0$  and all  $\mu > 0$ . In particular, we assume the following cost function:

$$C(\tilde{\mu}, \mu) = \begin{cases} \frac{c}{2} (\tilde{\mu} - \mu)^2 & \text{if } \tilde{\mu} \geq \mu \\ \frac{c}{2} \left( \frac{\mu}{\tilde{\mu}} (\tilde{\mu} - \mu) \right)^2 & \text{if } \tilde{\mu} < \mu \end{cases} \quad (5)$$

With this cost function we have  $C(\tilde{\mu}, \mu)|_{\tilde{\mu}=\lambda\cdot\mu} = C(\tilde{\mu}, \mu)|_{\tilde{\mu}=\mu/\lambda} = \frac{c}{2}\mu^2(\lambda - 1)^2$  for all  $\lambda > 1$  as desired. In the left panel of Figure 2, the cost function is plotted for  $\mu = 1$  and  $c = 2$ . One property of it is that  $\lim_{\tilde{\mu} \rightarrow \infty} C(\tilde{\mu}, \mu) = \lim_{\tilde{\mu} \rightarrow 0} C(\tilde{\mu}, \mu) = \infty$ , and therefore we have  $\tilde{\mu} \in (0, \infty)$  for any  $s$ .

When deciding how to optimally distort  $\mu$ , each voter aims to maximize

$$W(s, \mathbf{p}, \tilde{\mu}) = AU(s, \mathbf{p}, \tilde{\mu}) - C(\tilde{\mu}, \mu).$$

As before, focus on  $p_1 \neq p_2$ . When the signal is uninformative,  $s = 0$ , any distortion only causes cost, but does not change  $AU(s, \mathbf{p}, \tilde{\mu})$ . Hence, in this case,  $\tilde{\mu}^* = \mu$ . But what happens when signals are very informative? Suppose  $s \rightarrow \infty$ . Then *any* distortion except  $\tilde{\mu} = 0$  will move the belief about  $\omega$  to  $\pi = 1$ . But the cost of choosing  $\tilde{\mu} = 0$  is infinite, and hence this cannot be optimal. Therefore, it is optimal to not distort at all. The same is true for  $s \rightarrow -\infty$ . For any other signal realization,  $s \in (-\infty, 0) \cup (0, \infty)$ , the direction of the optimal distortion

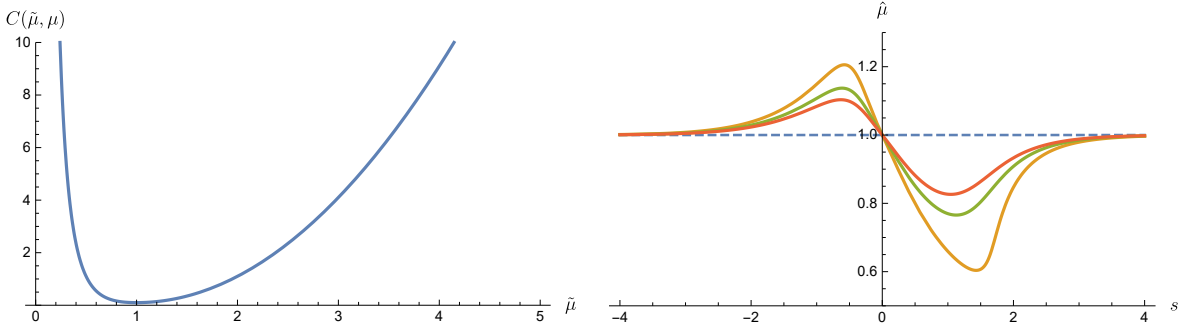


Figure 2: Left panel: Cost function when  $\mu = 1$  and  $c = 2$ . Right panel:  $\tilde{\mu}$  as a function of  $s$  for  $\mu = 1$  and different values of  $c$ . Higher  $c$  moves  $\tilde{\mu}$  closer to  $\mu$ .

is the same as in Lemma 1. Moreover,  $W(s, \mathbf{p}, \tilde{\mu})$  is a continuous and smooth function of both  $s$  and  $\tilde{\mu}$ , and hence also  $\tilde{\mu}$  is a continuous and smooth function of  $s$ . To get a better intuition of how  $\tilde{\mu}^*$  changes with  $s$ , I plotted it for  $\mu = 1$  and different values of  $c$  in the right panel of Figure 2. The next lemma states the above intuitions formally:

**Lemma 3.** *Suppose  $\Delta > 1$ . If  $s \in \{-\infty, 0, \infty\}$ , then  $\tilde{\mu}(s) = \mu$ . Otherwise, and if  $s > 0$ , then  $\tilde{\mu}(s) < \mu$ , and there exists  $\bar{s} > 0$  such that  $\tilde{\mu}(s)$  decreases in  $s$  if  $s \in [0, \bar{s})$ , and it increases in  $s$  if  $s > \bar{s}$ . If  $s < 0$ , then  $\tilde{\mu}(s) > \mu$ , and there exists  $s^- < 0$  such that  $\tilde{\mu}(s)$  decreases in  $s$  if  $s \in (s^-, 0]$ , and it increases in  $s$  if  $s < s^-$ . Moreover, for every  $s$ , the absolute distortion  $|\mu - \tilde{\mu}|$  decreases in  $c$*

Now let us discuss the implications of the lemma for voters' decisions at the ballot, and by extension, for candidates' incentives to offer the optimal policy. First, just as in the case of fixed costs, if  $s < 0$ , voters tend to amplify the signals, leading more voters to vote informatively compared to the absence of motivated beliefs. This improves the ability to select the right policy through an election. Therefore, to understand the conditions under which candidates ignore information and choose policy 0 regardless of  $\omega$ , we need to focus on voters receiving  $s > 0$ . These voters interpret signals as less informative than they truly are, resulting in fewer voters casting informative votes compared to the absence of motivated beliefs. Because  $q < \tilde{\pi}$ , if either the distortion of  $\mu$  is significant or the signal is too weak, such a voter may cast a ballot for policy 0 despite  $s > 0$ . Intuitively, as  $c$  increases, voters choose to distort  $\mu$  less and less. Consequently,  $\lim_{c \rightarrow \infty} \tilde{\mu}^*(s) = \mu$ . In this case, by Assumption 2, a majority will always cast a ballot for  $p = \omega$ , giving candidates an incentive to heed their information. However, if  $c$  is small, we revert to the result from Proposition 3. By continuity, there exists a  $\hat{c} > 0$  such that if  $c \in [0, \hat{c}]$ , motivated beliefs will lead to distortions and voting behavior that prevent

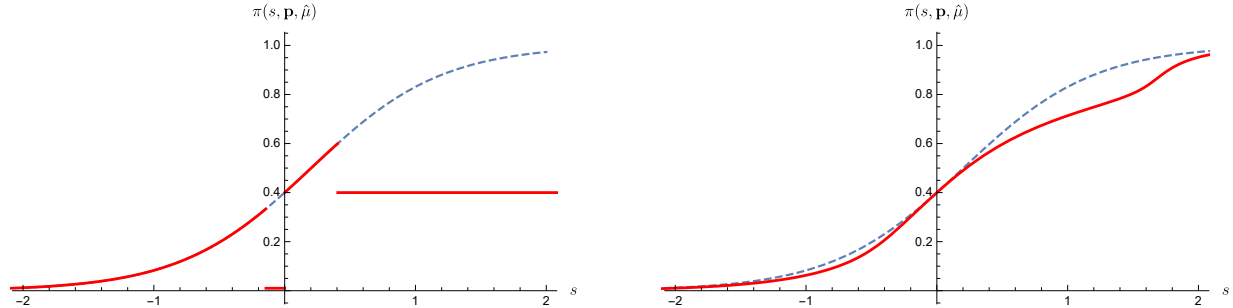


Figure 3: Equilibrium belief distortion (solid, red curve) with fixed costs (left panel) and with a strictly convex cost function (right panel). The blue and dashed curve is the Bayesian belief.

candidates from following their information.

**Proposition 5.** *Suppose  $\Delta > 1$ . There exists  $\hat{c} > 0$  such that iff  $c < \hat{c}$ , then there exists a unique pure strategy equilibrium in which voters hold pessimistic beliefs about the enacted policy,  $\kappa^*(s, \mathbf{p}^*, \tilde{\mu}^*) = 0$ , where  $\tilde{\mu}^*$  follows from Lemma 3, in which candidates ignore their information about  $\omega$  and choose  $\mathbf{p}^* = (0, 0)$ .*

### 4.3 Comparing Fixed and Continuous Costs

The analysis in this section has given us more nuanced results for the optimal distortion of beliefs. Moreover, in both extensions discussed so far, the inactive equilibrium prevails as the unique equilibrium if the cost of distorting informativeness of signals is low enough. However, the two models discussed differ significantly in how voters choose to distort information and hence beliefs, see Figure 3, allowing to derive testable predictions.

With fixed costs, only the *worst* signals are distorted, both in the case of good news ( $s < 0$ ) and bad news ( $s > 0$ ). When news are bad, the worst signals are the ones suggesting  $\omega = 1$  the strongest. This leads to low anticipatory utility and thus the signal is interpreted as not informative. However, if bad news is weak, then the belief does not change a lot anyway, and hence choosing  $\tilde{\mu} \neq \mu$  at a cost is not attractive. When news is good, the worst signals are the ones suggesting  $\omega = 0$  the least. Weak good news leads to little updating of beliefs, and overreacting to information is better for anticipatory utility, even if it is somewhat costly. However, if good news is strong enough, then overreacting to the signal does not change beliefs that much anymore, and hence distorting beliefs is not in a voters interest.

If, instead, we consider a continuous and convex cost function, the results are to some degree reversed. In fact, when  $s$  is very large, implying a voter receives strong bad news, then interpreting the signal as not informative is very costly, and hence a voters will be better

served simply interpreting the signal in an (almost) Bayesian fashion. The same is true when  $s$  is close to zero. However, bad news of intermediate strength will be downplayed significantly. When a voter receives good news we find similar results. If  $s$  is very low, the voter's belief about  $\omega$  is close to zero even if  $\tilde{\mu} = \mu$ , and hence distorting  $\mu$  is not very attractive. The same is true if good news is very weak. However, if good news is of intermediate strength, then distorting  $\mu$  upwards is attractive.

## 5 Other Extensions

In this section I informally discuss further extensions that seem relevant. Like in section 4, for the sake of brevity and clarity, I assume that  $\Delta > 1$ . In Section 5.1 I discuss how conclusions change if candidates are not only office motivated, but care also about welfare. In Section 5.2 I discuss the implications of differences in candidate valence. Finally, in Section 5.3, I discuss the implication of disinformation campaigns.

### 5.1 Policy Motivated Politicians

Suppose candidates not only care about being elected but also value welfare, as captured by (1). Knowing which state has materialized, candidates are aware of which policy maximizes welfare. Thus, one might hypothesize that adding a policy motivation would improve the situation. However, this is only partially correct. On the one hand, if policy motivation is sufficiently important compared to simply being elected to office, there is indeed an equilibrium in which candidates always choose  $\mathbf{p}^* = (\omega, \omega)$ . To see this, assume the spoils of office have value  $V$  and that each candidate receives  $V + u(p, \omega)$  if elected and  $u(p, \omega)$  otherwise.

Now, suppose candidate 1 expects candidate 2 to choose  $p_2 = \omega = 1$ . Choosing  $p_1 = 0$  would win the election but result in a welfare loss due to the wrong policy being chosen. Alternatively, choosing  $p_1 = 1$  reduces the chance of winning the election to 50%, but it ensures that the optimal policy is selected with certainty. Candidate 1 has a strict incentive to also propose  $p_1 = 1$  if

$$\frac{V}{2} - \Delta \geq V - \Delta - \beta \Leftrightarrow \beta \geq \frac{V}{2}.$$

If, however,  $\beta < \frac{V}{2}$ , there remains a unique pure strategy equilibrium with  $\mathbf{p}^* = (0, 0)$ .

Thus, if policy motivation is sufficiently strong, the previously identified problems may not occur. However, there is always another equilibrium in pure strategies where candidates

continue to ignore their information despite policy motivation. Assume candidate 1 expects candidate 2 to choose  $p_2 = 0$ . In this case, the unique best response is to also choose  $p_1 = 0$ , because policy 0 now wins with certainty. Although candidate 1 cannot influence the policy, she can increase her chances of winning. Therefore, despite policy motivations, and even in the absence of any office motivation, there always exists an equilibrium with  $\mathbf{p}^* = (0, 0)$ .

## 5.2 Valence Differences

Next, consider valence differences as in Ansolabehere and Snyder (2000), Groseclose (2001), Aragonés and Palfrey (2002), and more recently Denter (2021). Specifically, assume that voters evaluate candidates not only by the policies they offer but by  $v_i + u(p_i, \omega)$ , where  $v_i \in \mathbb{R}$  is the valence utility the voter gets from candidate  $i$  in the office and  $u(p, \omega)$  is policy utility and defined as before in (1). Let  $v_1 > v_2$ , implying that candidate 1 has a valence advantage. How does introducing valence alter the model’s conclusions? On the one hand, it has no effect on  $\tilde{\mu}^*(s)$ , which remains as described in Lemma 1, because valence is independent of the state  $\omega$ . However, valence does affect a voter’s choice at the ballot box for a given belief  $\pi(s, \mathbf{p}, \tilde{\mu})$ . If both candidates choose the same policy, candidate 1 always wins because  $v_1 > v_2$ . Equilibrium in the extended game resembles equilibrium in Ansolabehere and Snyder (2000). If the valence advantage is not too large, candidate 1 will always choose  $p_1 = 0$ , while candidate 2 may choose any  $p_2 \in \{0, 1\}$  without having a chance to win. If the valence advantage is large enough, candidate 1 may choose any  $p_1 \in \{0, 1\}$  and still win with certainty. Thus, it is possible that a candidate with a large valence advantage might use this advantage to propose an optimal policy. In fact, if we combine a large valence advantage with policy motivation as described in Section 5.1, then it is a dominant strategy for candidate 1 to choose  $p_1 = \omega$ , and this policy indeed wins the election.

## 5.3 Disinformation Campaigns

The analysis so far has revealed a robust mechanism through which the electoral incentives of candidates are sufficient to prevent the implementation of adequate policies against climate change. However, climate change is also one of the topics where organized disinformation is most prevalent (see, for example, Lewandowsky, 2021). Perhaps the most famous example of such campaigns is that of ExxonMobil, which, despite having very precise knowledge about the causes and consequences of climate change (see Supran, Rahmstorf, and Oreskes,

2023), chose to downplay the phenomenon in their public communications and editorial-style advertisements in *The New York Times* (see Supran and Oreskes, 2017).

Disinformation is a powerful tool, not only because it may convince people that anthropogenic climate change is not real, but also because if people are aware that disinformation is being spread, they may lose trust in real information as well—especially if real and fake news cannot be easily distinguished (see, for example, Denter and Ginzburg, 2024 or Denter and Sisak, 2024). In the model disinformation could be implemented by letting the empirical distribution of signals being centered around  $\mu - \varphi$  when  $\omega = 1$  and around  $-\mu - \varphi$  when  $\omega = 0$ , where  $\mu > 0$  is the true precision parameter of information, and  $\varphi > 0$  is a bias introduced by disinformation. The implication would be that, in any state  $\omega$ , more signal realizations with  $s < 0$  will be received. If voters are not aware that their information source is distorted by  $\varphi$ , then such disinformation reinforces the effect of motivated beliefs and voters beliefs will be biased downwards. Alternatively, and following Denter and Ginzburg (2024) or Denter and Sisak (2024), disinformation could be added to the model by assuming that voters receive one of two kinds of signals: a proper signal  $s$  as defined above, or a fake signal  $m$ , that is not correlated with  $\omega$ , and biased toward  $\omega = 0$ . Even if voters are aware that somebody is meddling with their information sources, such disinformation effectively prevents them from learning, because voters will trust the information they receive less, implying they also learn less. Consequently, disinformation makes it less likely that people will update their beliefs in the right direction, and even if they do, they may update insufficiently. Anti-climate change disinformation, combined with motivated beliefs, can therefore effectively hinder learning and thereby incentivize candidates to remain inactive.

## 6 Discussion and Some Evidence

The formal analysis highlights at least two important determinants of the efficiency of policy-making in the face of climate change, *rhetoric* and *trust in government*.

**The Importance of Rhetoric:** When  $\Delta > 1$ , there is no equilibrium in which office-motivated candidates campaign with the policies needed for severe climate change, even if they know for sure that  $\omega = 1$ . Of course, in real life, we do not discuss the issue of climate change in terms of baseline welfare losses, but rather using verbal descriptions. In recent years, an increasing number of people have stopped using the relatively neutral terms “global warming”

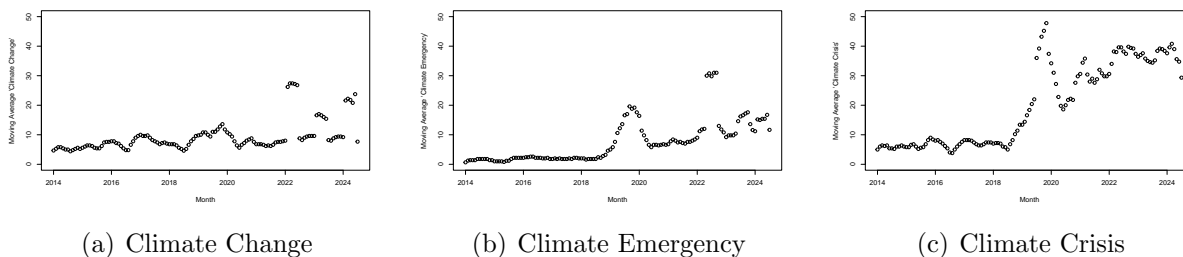


Figure 4: Five months moving averages of Google search trends in the U.S. for “Climate Change”, “Climate Emergency”, and “Climate Crisis” from January 2014 to July 2024.

or “climate change” and have instead adopted more extreme and loaded language such as “climate crisis” or “climate emergency.” Indeed, a comparison of Google search trends in the U.S. from January 2014 to July 2024 shows that, starting around 2019, indeed the relative frequency with which these terms are used has been increasing, see Figure 4. One reason for this change is that many activist groups started to use a more aggressive rhetoric in an effort to emphasize the importance of swift climate policy changes. For example, the activist group Extinction Rebellion writes on their homepage:<sup>3</sup>

*“This is an Emergency. Life on Earth is in crisis. Our climate is changing faster than scientists predicted and the stakes are high. Biodiversity loss. Crop failure. Social and ecological collapse. Mass extinction. We are running out of time, and our governments have failed to act.”*

While these statements may be correct, the model suggests that such a shift in language may have undesired consequences, because it may lead voters to ignore information suggesting that climate change is a problem, whereas information stating the opposite is trusted more than it should. And in fact, the fraction of U.S. Americans who stated in PEW polls that they “personally care a great deal about the issue of climate change” increased between 2016 and 2018 from 36% to 44%, but then dropped to 37% in 2023. At the same time, the fraction of people who stated to either not care too much or to not care at all about the issue first decreased from 26% in 2016 to 22% in 2018, but then increased again to 27% in 2023.<sup>4</sup> These changes can be explained by the model, and they create stronger incentives for politicians to ignore their information about the true state of the world when designing policies.

<sup>3</sup>See <https://rebellion.global/> (accessed on 24/09/2024).

<sup>4</sup>See <https://www.pewresearch.org/science/2023/10/25/how-americans-view-future-harms-from-climate-change-in-their-community-and-around-the-u-s/>.

That framing and language may have an important effect on whether people learn or not is well established in psychology. For example, Smith and Mackie (2007) mention the importance of not creating too much anxiety in receivers when the intent is to change their attitudes:

*“To be successful, fear appeals must arouse just the right amount of anxiety by showing the negative consequences [...] that will follow if behavior doesn’t change. The provision of an explicit avenue of action [...] eliminates the anxiety by showing how the negative consequences can be avoided.”*

Smith and Mackie (2007), page 257

Excessively negative rhetoric may create too much anxiety and may hence prevent attitude changes and learning, see also McDonald, Chai, and Newell (2015). The risk to trigger such excessive emotional responses is particularly large when people’s general livelihood seems threatened, which is true in the case of climate change. In relation to climate change Clayton, Manning, Krygsman, and Speiser (2017) state that

*“[t]he ability to process information and make decisions without being disabled by extreme emotional responses is threatened by climate change. Some emotional response is normal, and even negative emotions are a necessary part of a fulfilling life. In the extreme case, however, they can interfere with our ability to think rationally, plan our behavior, and consider alternative actions.”*

Clayton, Manning, Krygsman, and Speiser (2017), page 16

Other papers that highlight the importance of framing for the efficacy to learn about climate change include Spence and Pidgeon (2010), Jones and Peterson (2017), and Ngo, Poortvliet, and Klerkx (2022). Hence, language or rhetoric may indeed be important factors in explaining voters’ attitudes towards climate change, and therefore may as well be determinants of political inactivity in the face of climate change.

**The Importance of Trust in Government:** On the other hand, *Trust in the Government* to choose appropriate policies for the problems at hand matters. In the model this is captured by  $\kappa(s, \mathbf{p}, \tilde{\mu})$ . When  $\kappa(s, \mathbf{p}, \tilde{\mu}) = \pi(s, \mathbf{p}, \tilde{\mu})$ , that is, if voters believe the correct policy will be chosen, then this becomes indeed more likely when  $\Delta < 1$ . However, if voters are pessimistic



| Statistic | N  | Mean  | St. Dev. | Min   | Max    |
|-----------|----|-------|----------|-------|--------|
| CCPI      | 19 | 53.66 | 13.59    | 26.47 | 79.61  |
| TGI       | 19 | 51.33 | 13.07    | 25.63 | 77.54  |
| Oil       | 19 | 9.95  | 38.82    | 0.00  | 170.00 |
| Risk      | 19 | 2.20  | 1.15     | 1.00  | 5.40   |

Table 1: Summary statistics of included variables.

about politician’s ability or incentives to implement the right policies— $\kappa(s, \mathbf{p}, \tilde{\mu})$  is then independent of the signal  $s$ —then this becomes self-confirming, leading politicians to ignore their information, and the optimal policy may not be chosen. Hence, the model suggests that there is a positive relationship between efforts against climate change and trust in government. Note that in a model with no motivated beliefs, such a prediction could not emerge, because the belief about climate change is independent of trust in government, and hence so is the implemented policy. It is the interaction of trust in government  $\kappa$  and motivated beliefs  $\tilde{\mu}$  that causes this result.

Of course, trust in government is not the only determinant of progress against climate change. Different countries face different costs of adopting new policies. In the model, this is captured by  $\beta$ . When  $\beta$  is large, inaction may be very costly, while if  $\beta$  is small, inaction has little consequences. Empirically,  $\beta$  could be interpreted as economic cost of (not) dealing with climate change in an appropriate way. Often, anti-climate change policies aim at reducing CO2 emissions. This may be quite costly for countries rich in oil and gas, while it is less costly for other countries. Hence, countries rich in fossil energy sources are less likely to make progress against climate change than countries with little or no such resources.

We can test the hypotheses using cross-sectional data. As the dependant variable, I use the *Climate Change Performance Index (CCPI)* published jointly by Germanwatch, the NewClimate Institute, and the Climate Action Network International.<sup>5</sup> The *CCPI* takes values between 0 and 100, where higher values indicate that a country performs better in enacting appropriate policies against climate change. The considered policies include reductions in greenhouse gas emissions (40%), expansion of renewable energy sources (20%), general energy use (20%), and other climate policies (20%). As controls for trust in government I use the OECD’s Trust in Government Indicator (*TGI*).<sup>6</sup> The *TGI* also takes values between 0 and

<sup>5</sup>See <https://ccpi.org/>.

<sup>6</sup>See <https://www.oecd.org/en/data/indicators/trust-in-government.html>

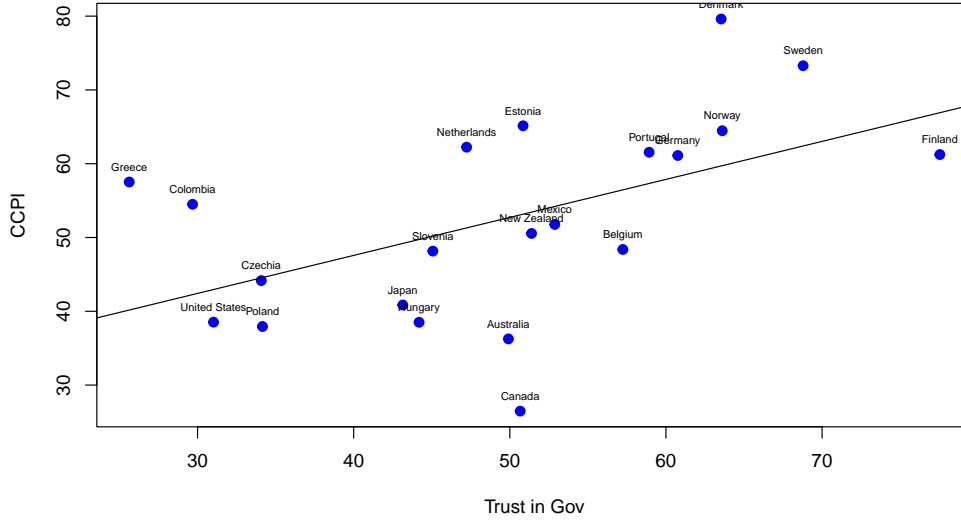


Figure 5: Scatterplot of Climate Change Performance Index (CCPI) in 2023 and the OECD Trust in Government Indicator (TGI) from 2022 with OLS trendline.

100 and equals the share of people reporting to have confidence in the national government. As additional control variables, I use countries’ confirmed oil reserves in billion barrels (*Oil*), which can be interpreted as a measure of the cost of climate change policies, and the Global Climate Risk Index (*Risk*), published by Germanwatch, which can be interpreted as a measure of the benefits of climate change policies.<sup>7</sup> In Table 1 I summarize the included variables.

Unfortunately, the number of countries for which all of these variables are available is small ( $N = 19$ ), and hence power is limited. Nevertheless, let us now take a first look at the data. Figure 5 shows a scatter plot of *CCPI* and *TGI* for the different countries including a trend line. The plot indicates a positive relation between *TGI* and *CCPI*, as predicted by the model. The Scandinavian countries have the highest trust in government and also show some of the highest *CCPI* scores. The US, Poland, or Colombia have relatively low trust in government, and they also have low *CCPI* scores. Canada has a low *CCPI* score despite having a medium-high *TGI* score.<sup>8</sup>

To shed further light on the empirical relation between *CCPI* and Trust, I regressed *CCPI*

<sup>7</sup>See <https://www.germanwatch.org/en/crri>

<sup>8</sup>Note that the theoretical analysis is valid only for democracies. However, because all countries in the sample are classified either as Democracy or Full Democracy in the Polity IV data series, and because the sample size is very small, I do not control for polity scores in the regressions.

on *TGI* and a subset of the other control variables. Table 2 shows the regression results. Despite the low power, the relationship between *CCPI* and *TGI* is positive and significant in all regressions. As expected, *Oil* has a significant negative effect on *CCPI*, whereas the coefficient for *Risk* is positive as expected but not significant. Checking Q-Q plots (see Figure 6 in Appendix B), there is little to no evidence of heteroscedasticity. This is further supported by the  $p$ -values of the Breusch-Pagan test, which are larger than 0.4 for all specifications. Hence, there seems to be a significant and positive correlation between *CCPI* and *TGI*, as suggested by the model.

| <i>Dependent variable:</i> |                      |                       |                    |                      |
|----------------------------|----------------------|-----------------------|--------------------|----------------------|
|                            | CCPI                 |                       |                    |                      |
|                            | (1)                  | (2)                   | (3)                | (4)                  |
| TGI                        | 0.484**<br>(0.223)   | 0.481**<br>(0.193)    | 0.498*<br>(0.250)  | 0.515**<br>(0.216)   |
| Oil                        |                      | -0.168**<br>(0.065)   |                    | -0.170**<br>(0.067)  |
| Risk2022                   |                      |                       | 0.397<br>(2.832)   | 0.982<br>(2.458)     |
| Constant                   | 28.825**<br>(11.803) | 30.629***<br>(10.251) | 27.249<br>(16.566) | 26.754*<br>(14.316)  |
| Observations               | 19                   | 19                    | 19                 | 19                   |
| R <sup>2</sup>             | 0.217                | 0.446                 | 0.218              | 0.452                |
| Adjusted R <sup>2</sup>    | 0.170                | 0.377                 | 0.120              | 0.343                |
| F Statistic                | 4.699** (df = 1; 17) | 6.451*** (df = 2; 16) | 2.224 (df = 2; 16) | 4.128** (df = 3; 15) |

*Note:* \*p<0.1; \*\*p<0.05; \*\*\*p<0.01

Table 2: Regression Results.

## 7 Conclusion

This paper illustrates the negative impact that voter beliefs and expectations can have on political decision-making, particularly in the context of climate change policy. The model demonstrates that when voters are inclined to dismiss the severity of climate change, this skews the equilibrium toward suboptimal policy choices by incentivizing office-motivated politicians to act in ways that contradict their own information. The analysis reveals that—in the presence of motivated reasoning—trust in the functioning of government plays a critical role for the efficiency of policy-making. A first look at the data confirms this result. Moreover, the paper suggests that political rhetoric plays an important role as well: if politicians, scientists, journalists, and activists aim to contribute to better climate change policy, they must navigate a delicate balance between conveying information truthfully and avoiding the risk of pushing voters into denial.

## A Mathematical Appendix

### A.1 Proof of Lemma 1

The proof follows from (3):

$$\begin{aligned} \frac{\partial AU(s, \mathbf{p}, \tilde{\sigma})}{\partial \tilde{\mu}} &> 0 \\ \Leftrightarrow -\frac{2(1-q)q(1-\rho_0)\rho_0(1-\rho_1)\rho_1 s [\beta + \Delta - \kappa(s, \mathbf{p}, \tilde{\mu})(1 + \beta)] e^{\frac{2\tilde{\mu}s}{\sigma^2}}}{\sigma^2 \left( q\rho_1(1-\rho_1) + (1-q)\rho_0(1-\rho_0)e^{-\frac{2\tilde{\mu}s}{\sigma^2}} \right)^2} &> 0 \\ \Leftrightarrow s [\beta + \Delta - \kappa(s, \mathbf{p}, \tilde{\mu})(1 + \beta)] &< 0 \end{aligned}$$

Here we have  $s$  and the expression in brackets that jointly determine the derivative's sign. Consider next the term in parentheses:

$$\beta + \Delta - \kappa(s, \mathbf{p}, \tilde{\mu})(1 + \beta) > 0 \Leftrightarrow \kappa(s, \mathbf{p}, \tilde{\mu}) > \tilde{\kappa} \equiv \frac{\Delta + \beta}{1 + \beta}$$

If  $\Delta > 1$ , then  $\tilde{\kappa} > 1$ , and hence we cannot have  $\kappa(s, \mathbf{p}, \tilde{\mu}) > \tilde{\kappa}$ . It follows that in this case  $\text{Sign} \left[ \frac{\partial AU(s, \mathbf{p}, \tilde{\sigma})}{\partial \tilde{\mu}} \right] = \text{Sign} [s]$ . Hence,  $\tilde{\mu}^* = \infty$  if  $s > 0$  and  $\tilde{\mu}^* = 0$  if  $s < 0$ . If  $s = 0$ , any  $\tilde{\mu}$  yields the same  $AU$  and hence  $\tilde{\mu}^* = \sigma$ .

If  $\Delta < 1$ ,  $\tilde{\kappa} < 1$  as well. Hence, if  $\kappa(s, \mathbf{p}, \tilde{\mu}) < \tilde{\kappa}$ , then again  $\text{Sign} \left[ \frac{\partial AU(s, \mathbf{p}, \tilde{\sigma})}{\partial \tilde{\mu}} \right] = \text{Sign} [s]$ .

It follows that  $\tilde{\mu}^* = \infty$  if  $s > 0$ ,  $\tilde{\mu}^* = 0$  if  $s < 0$ , and  $\tilde{\mu}^* = \sigma$  if  $s = 0$ . To the contrary, if  $\kappa(s, \mathbf{p}, \tilde{\mu}) > \tilde{\kappa}$ , then  $\text{Sign} \left[ \frac{\partial AU(s, \mathbf{p}, \tilde{\sigma})}{\partial \tilde{\mu}} \right] = -\text{Sign} [s]$ . Hence,  $\tilde{\mu}^* = 0$  if  $s > 0$ ,  $\tilde{\mu}^* = \infty$  if  $s < 0$ , and  $\tilde{\mu}^* = \sigma$  if  $s = 0$ . If  $\kappa(s, \mathbf{p}, \tilde{\mu}) = \tilde{\kappa}$ , then  $\text{Sign} \left[ \frac{\partial AU(s, \mathbf{p}, \tilde{\sigma})}{\partial \tilde{\mu}} \right] = 0$ , and any  $\tilde{\mu}$  yields the same anticipatory utility. Thus,  $\tilde{\mu}^* = \sigma$ .

Finally, if  $\Delta = 1$ , then we cannot have  $\kappa(s, \mathbf{p}, \tilde{\mu}) > \tilde{\kappa}$ . Thus,  $AU(s, \mathbf{p}, \tilde{\mu})$  is either flat in  $\tilde{\mu}$  if  $\kappa(s, \mathbf{p}, \tilde{\mu}) = 1$ , implying any  $\tilde{\mu}$  yields the same anticipatory utility, and we have  $\tilde{\mu}^* = \sigma$ , or the situation resembles the case with  $\Delta > 1$  discussed above.  $\square$

## A.2 Proof of Corollary 1

Follows from the discussion in the text and Lemma 1.  $\square$

## A.3 Proof of Proposition 1

We prove the different cases successively.

$\Delta > 1$ : We know from Corollary 1 that all voters with  $s > 0$  have belief  $\pi(s) = \hat{\pi}$ , while those with  $s < 0$  have belief  $\pi(s) = 0$ . Hence, the latter always vote for policy 0. Whether a voter with  $s > 0$  votes for policy 1 or policy 0 depends on the comparison of  $\tilde{\pi}$  and  $\hat{\pi}$ . In particular, we know from (4) that a voter votes for policy 1 if  $\pi(s) > \tilde{\pi}$ , for policy 0 if  $\pi(s) < \tilde{\pi}$ , and they choose each with a probability of 50% if  $\pi(s) = \tilde{\pi}$ . Hence, if  $\hat{\pi} < \tilde{\pi}$ , all voters vote for policy 0. If  $\hat{\pi} = \tilde{\pi}$ , all voters receiving  $s < 0$  plus half of the voter receiving  $s > 0$  vote for policy 0, while the other half of  $s > 0$  voters vote for policy 1. As a consequence, policy 0 wins all the time if  $\hat{\pi} \leq \tilde{\pi}$ . This implies that we must have  $\kappa^*(s, \mathbf{p}, \tilde{\mu}^*) = 0$  for all  $s$ .

However, if  $\hat{\pi} > \tilde{\pi}$ , all voters vote informatively, and thus the optimal policy always wins. It follows that in state 0 a majority votes for policy 0, while in state 1 a majority votes for policy 1. Hence, voters know that the policy that matches the state wins all the time. The belief about the state is  $\pi(s) = \hat{\pi}$  if  $s \geq 0$ , implying  $\kappa^*(s, \mathbf{p}, \tilde{\mu}^*)|_{s \geq 0} = \hat{\pi}$ , and  $\pi(s) = 0$  if  $s < 0$ , and hence  $\kappa^*(s, \mathbf{p}, \tilde{\mu}^*)|_{s < 0} = 0$ .

Could there be other pure strategy equilibria?  $\tilde{\mu}^*$  is uniquely determined, and hence also  $\pi(s, \mathbf{p}, \tilde{\mu}^*)$  is uniquely determined. But this implies that equilibrium vote shares are unique, leaving no room for beliefs  $\kappa(s, \mathbf{p}, \tilde{\mu})$  that are consistent with these vote shares and that differ from the ones established before. Hence, if  $\Delta > 1$ , no other equilibrium in the voting subgame can exist.

$\Delta \leq 1$ : First assume that  $\kappa(s, \mathbf{p}, \tilde{\mu})$  is increasing in  $s$  in the sense that  $\text{Sign}[\kappa(s, \mathbf{p}, \tilde{\mu}) - \tilde{\kappa}] = \text{Sign}[s]$ . Then any voter with  $s < 0$  chooses  $\tilde{\mu}^* = \infty$ , and thus all these voters hold belief  $\pi(s, \mathbf{p}, \tilde{\mu}^*) = 0$  and vote for policy 0. Moreover, any voter with  $s > 0$  chooses also  $\tilde{\mu}^* = \infty$ , and thus all these voters hold belief  $\pi(s, \mathbf{p}, \tilde{\mu}^*) = 1$  and vote for policy 1. This implies that indeed the policy that matches the state always wins and we need to have  $\kappa(s, \mathbf{p}, \tilde{\mu}^*)|_{s < 0} = 0$  as well as  $\kappa(s, \mathbf{p}, \tilde{\mu}^*)|_{s > 0} = 1$ , proving part 2 (a) of the proposition.

Next, assume voters generally believe that policy 0 will be implemented, independent of the true state  $\omega$ . Then  $\kappa(s, \mathbf{p}, \tilde{\mu}^*) = 0$  for all  $s$ . Then any voter with  $s < 0$  chooses  $\tilde{\mu}^* = \infty$ , and thus all these voters hold belief  $\pi(s, \mathbf{p}, \tilde{\mu}^*) = 0$  and vote for policy 0. Moreover, any voter with  $s > 0$  chooses  $\tilde{\mu}^* = 0$ . If and only if  $\hat{\pi} \leq \tilde{\pi}$ , this implies that indeed always a majority of voters votes for policy 0, and hence when  $\hat{\pi} \leq \tilde{\pi}$  there exists an equilibrium of the voting subgame in which policy 0 is always chosen. This proves part 2 (b).

Now assume voters generally believe that policy 1 will be implemented, independent of the true state  $\omega$ . Then  $\kappa(s, \mathbf{p}, \tilde{\mu}^*) = 1$  for all  $s$ , and any voter with  $s > 0$  chooses  $\tilde{\mu}^* = \infty$ , and thus all these voters hold belief  $\pi(s, \mathbf{p}, \tilde{\mu}^*) = 1$  and vote for policy 1. Moreover, any voter with  $s < 0$  chooses  $\tilde{\mu}^* = 0$ . If and only if  $\hat{\pi} \geq \tilde{\pi}$ , this implies that indeed always a majority of voters votes for policy 1, and hence when  $\hat{\pi} \geq \tilde{\pi}$  there exists an equilibrium of the voting subgame in which policy 1 is always chosen. This proves part 2 (c).

Consider a situation in which beliefs are just as in the equilibrium discussed above for the case of  $\Delta > 1$ . That is,  $\kappa(s, \mathbf{p}, \tilde{\mu}) = 0$  for all  $s$ . Then, as before,  $\tilde{\mu}^*(s) = \infty$  and  $\pi(s, \mathbf{p}, \tilde{\mu}^*) = 0$  if  $s < 0$ , and  $\tilde{\mu}^*(s) = 0$  and  $\pi(s, \mathbf{p}, \tilde{\mu}^*) = q$  else. It follows that if  $q \leq \frac{1}{1+\beta}$ , a majority of voters always votes for policy 0. Hence, this is indeed an equilibrium.

Consider next a situation in which beliefs are just opposite to what we have seen above, namely  $\kappa(s, \mathbf{p}, \tilde{\mu}) = 1$  for all  $s$ . Then,  $\tilde{\mu}^*(s) = 0$  and  $\pi(s, \mathbf{p}, \tilde{\mu}^*) = 1$  if  $s > 0$ , and  $\tilde{\mu}^*(s) = \infty$  and  $\pi(s, \mathbf{p}, \tilde{\mu}^*) = q$  else. It follows that if  $q \geq \frac{1}{1+\beta}$ , a majority of voters always votes for policy 1. Hence, this is also an equilibrium.

Finally, consider part 2 (d). An equilibrium in which the optimal policy never wins would imply policy 1 wins if  $\omega = 0$  and policy 0 wins if  $\omega = 1$ . Hence, we would need to have  $\kappa(s, \mathbf{p}, \tilde{\mu})$  weakly decreasing in  $s$ . Consider a voter with signal  $s > 0$ . It must be true that most of these voters vote for policy 0. Hence, it cannot be true that  $\kappa \geq \tilde{\kappa}$ . If  $\kappa(s, \mathbf{p}, \tilde{\mu}) < \tilde{\kappa}$ , these voters all hold belief  $\hat{\pi}$ . Next consider voters with  $s < 0$ . It must be true that most of these voters vote for policy 1, implying  $\kappa(s, \mathbf{p}, \tilde{\mu}) \leq \tilde{\kappa}$  is not possible. Thus, because  $\kappa(s, \mathbf{p}, \tilde{\mu}) > \tilde{\kappa}$ , these voters all also hold belief  $\hat{\pi}$ . If  $\hat{\pi} > \tilde{\pi}$ , policy 1 always wins, contradicting that the optimal

policy never wins. If  $\hat{\pi} < \tilde{\pi}$ , policy 0 always wins, also contradicting that the optimal policy never wins. Finally, if  $\hat{\pi} = \tilde{\pi}$ , in each state, each policy wins with 50%, and thus also the optimal policy wins with a chance of 50%. This implies that the actual state is irrelevant for the probability of each policy winning, and thus we must have  $\kappa(s, \mathbf{p}, \tilde{\mu}) = \frac{1}{2}$  for all  $s$ . But then it is not possible that  $\kappa(s, \mathbf{p}, \tilde{\mu})$  differs for voters with  $s > 0$  and voters with  $s < 0$ . Hence, such an equilibrium of the voting subgame cannot exist.

This complete the proof of the proposition. □

## A.4 Proof of Proposition 2

Follows from the discussion in the text. □

## A.5 Proof of Proposition 3

We first consider the case of severe climate change being catastrophic,  $\Delta > 1$ . The other case of severe climate change having only mild baseline welfare consequences will be considered thereafter. Note that  $\hat{\pi} = q \leq \tilde{\pi}$  in a symmetric pure strategy equilibrium. Suppose that off the equilibrium path voters observe  $\tilde{\mathbf{p}} \in \{\{0, 1\}, \{1, 0\}\}$ .

$\Delta > 1$ : We know from Corollary 1 that  $\pi(s, \tilde{\mathbf{p}}, \tilde{\mu}^*) = 0$  if  $s < 0$  and  $\pi(s, \tilde{\mathbf{p}}, \tilde{\mu}^*) = \hat{\pi}$  if  $s \geq 0$ . Hence,  $\hat{\pi} \leq \tilde{\pi}$ , and thus no voter ever votes for policy 1, whereas policy 0 always wins at the ballot. It follows that  $\kappa^*(s, \tilde{\mathbf{p}}, \tilde{\mu}^*) = 0$ , with  $\tilde{\mu}^*(s)$  as described in Lemma 1. Thus, the unique equilibrium is candidates choosing  $\mathbf{p}^* = (0, 0)$ . This is supported by  $\kappa^*(s, \mathbf{p}^*, \tilde{\mu}^*) = 0$  and  $\tilde{\mu}^*(s)$  as described in Lemma 1.

$\Delta \leq 1$ : Assume first  $\kappa(s, \tilde{\mathbf{p}}, \tilde{\mu}) = 0$  for all  $s$ . Then it follows from Corollary 1 that  $\pi(s, \tilde{\mathbf{p}}, \tilde{\mu}) = 0$  if  $s < 0$  and  $\pi(s, \tilde{\mathbf{p}}, \tilde{\mu}) = \hat{\pi} = q$  if  $s > 0$ . Because  $q \leq \frac{1}{1+\beta}$ , a majority of voters always votes for policy 0. It follows from Lemma 2 that no candidate has an incentive to campaign on  $p = 1$ . Consequently,  $\mathbf{p}^* = (0, 0)$ ,  $\kappa(s, \mathbf{p}^*, \tilde{\mu}^*) = 0$ , and  $\tilde{\mu}^*$  follows from Lemma 1.

Suppose next that  $\Delta < 1$  and that  $\kappa > \tilde{\kappa}$  if  $s > 0$  and  $\kappa < \tilde{\kappa}$  if  $s < 0$ . Note that this means that we must have  $\Delta < 1$ . Then it follows from Corollary 1 that  $\pi(s, \tilde{\mathbf{p}}, \tilde{\mu}) = 0$  if  $s < 0$  and  $\pi(s, \tilde{\mathbf{p}}, \tilde{\mu}) = 1$  if  $s > 0$ . Hence, all voters all the time vote informatively, and thus the policy that matches the state wins, implying  $\kappa = \pi(s, \tilde{\mathbf{p}}, \tilde{\mu})$ . It follows from Lemma 2 that, if candidates expect voters to behave this way, they have an incentive to choose the socially



optimal policies. Hence,  $\mathbf{p}^* = (\omega, \omega)$ ,  $\kappa(s, \mathbf{p}^*, \tilde{\mu}^*) = \pi(s, \mathbf{p}^*, \tilde{\mu}^*)$ , and  $\tilde{\mu}^*$  follows from Lemma 1.

Now suppose that  $\Delta = 1$ . Moreover, suppose an efficient equilibrium exists also in this case, with  $\kappa(s, \mathbf{p}, \tilde{\mu}) = 1 = \tilde{\kappa}$  if  $s > 0$ , and  $\kappa = 0 < \tilde{\kappa}$  if  $s < 0$ . Then it follows from Corollary 1 that  $\pi(s, \tilde{\mathbf{p}}, \tilde{\mu}) = 0$  if  $s < 0$ , and thus any voter with  $s < 0$  votes for policy 0. For voters with  $s > 0$ ,  $\tilde{\mu}^* = \mu$ , and thus these voters hold perfect Bayesian beliefs. This implies, by Assumption 2, that voters vote informatively. However, then the right policy is chosen in any state, and thus we need to have  $\kappa(s, \mathbf{p}, \tilde{\mu}) = \pi(s, \mathbf{p}, \tilde{\mu})$ . But  $\pi(s, \mathbf{p}, \tilde{\mu}) < 1$ , and therefore voters with  $s > 0$  would choose  $\tilde{\mu} = 0$  instead of  $\tilde{\mu} = \mu$ . Hence, when  $\Delta = 1$ , no efficient equilibrium exists.

It follows from Proposition 1 part 2 (d) that no equilibrium can exist in which always the wrong policy is chosen. Hence, we now only need to show that no equilibrium, in which policy 1 always wins, can exist. Suppose to the contrary that voters believe that policy 1 wins with certainty,  $\kappa(s, \mathbf{p}, \tilde{\mu}) = 1 \geq \tilde{\kappa}$  for all  $s$ . Then it follows from Corollary 1 that, if  $\Delta < 1$ ,  $\pi(s, \tilde{\mathbf{p}}, \tilde{\mu}) = q \leq \tilde{\pi}$  if  $s < 0$  and  $\pi(s, \tilde{\mathbf{p}}, \tilde{\mu}) = 1$  if  $s > 0$ . Therefore, all voters with  $s > 0$  always vote for policy 1. If sufficiently many voters with  $s < 0$  also vote for policy 1, policy 1 wins all the time. This is the case iff  $q \geq \frac{1}{1+\beta}$ . However, this contradicts Assumption 1. A similar argument shows that  $\mathbf{p} = (1, 1)$  cannot be equilibrium, either, if  $\Delta = 1$ . Hence, it follows that no equilibrium, in which policy 1 is always chosen, exists. This proves the proposition.  $\square$

## A.6 Proof of Lemma 2

We focus on pure strategy equilibria. It then follows from Lemma 1 that when  $s > 0$ , a voter would either like to choose  $\tilde{\mu} = \infty$ , or  $\tilde{\mu} = \mu$ . Moreover, when  $s < 0$ , a voter would either like to choose  $\tilde{\mu} = 0$ , or  $\tilde{\mu} = \mu$ . Next have a look how a voter's objective function changes with  $s$ :

$$\frac{\partial W(s, \mathbf{p}, \tilde{\mu})}{\partial s} = -\frac{2\mu(1-q)q[\beta + \Delta - (\beta + 1)\kappa(s, \mathbf{p}, \tilde{\mu})]e^{\frac{2\mu s}{\tilde{\mu}^2}}}{\left(q\tilde{\mu}\left(e^{\frac{2\mu s}{\tilde{\mu}^2}} - 1\right) + \tilde{\mu}\right)^2} < 0, \quad (6)$$

and hence  $W(s, \mathbf{p}, \tilde{\mu})$  strictly decreases in  $s$  for all  $\tilde{\mu}$ . Note that when  $\tilde{\mu} = 0$ , then the realization of  $s$  is irrelevant as the belief is  $\pi(s, \mathbf{p}, \tilde{\mu})|_{\tilde{\mu}=0 \wedge s>0} = q$ . Hence, the voter with the greatest incentive to distort  $\mu$  has  $s \rightarrow \infty$ . For this voter, the payoff of not distorting and

instead choosing  $\tilde{\mu} = \mu$  is

$$W(s, \mathbf{p}, \tilde{\mu})|_{\tilde{\mu}=\mu \wedge s \rightarrow \infty} = -\beta(1 - \kappa(s, \mathbf{p}, \tilde{\mu})) - \Delta.$$

If, to the contrary, any such voter chooses  $\tilde{\mu} = 0$ , the payoff is

$$W(s, \mathbf{p}, \tilde{\mu})|_{\tilde{\mu}=0 \wedge s > 0} = -\kappa(s, \mathbf{p}, \tilde{\mu})(1 - q) - q(\beta(1 - \kappa(s, \mathbf{p}, \tilde{\mu})) + \Delta) - \gamma.$$

If  $\gamma \geq \gamma^+ \equiv (1 - q)(\beta(1 - \kappa(s, \mathbf{p}, \tilde{\mu})) + \Delta - \kappa(s, \mathbf{p}, \tilde{\mu}))$ , then no voter with  $s > 0$  has an incentive to distort the issue's complexity. Otherwise, that is, if  $\gamma < \gamma^+$ , then there exists a unique signal realization  $s = s^+ > 0$  such that a voter receiving this signal is indifferent between choosing  $\tilde{\mu} = 0$  and  $\tilde{\mu} = \mu$ . The payoff of a voter choosing to not distort a signal  $s$  is

$$W(s, \mathbf{p}, \tilde{\mu})|_{\tilde{\mu}=\mu} = -\frac{\kappa(s, \mathbf{p}, \tilde{\mu})(1 - q) + q(\beta(1 - \kappa(s, \mathbf{p}, \tilde{\mu})) + \Delta)e^{\frac{2\mu s}{\sigma^2}}}{q\left(e^{\frac{2\mu s}{\sigma^2}} - 1\right) + 1}.$$

To find the indifferent voter, we need to solve

$$W(s, \mathbf{p}, \tilde{\mu})|_{\tilde{\mu}=\mu} = W(s, \mathbf{p}, \tilde{\mu})|_{\tilde{\mu}=0 \wedge s > 0} \Leftrightarrow s = s^+ \equiv \frac{\sigma^2 \ln\left(1 + \frac{\gamma}{q(\beta - \gamma + \Delta - (\beta + 1)\kappa(s, \mathbf{p}, \tilde{\mu})(1 - q) - q(\beta + \Delta))}\right)}{2\mu}.$$

Next consider a voter with  $s < 0$ . It follows from Lemma 1 that such a voter would either like to choose  $\tilde{\mu} = \infty$  or  $\tilde{\mu}^* = \mu$ . Moreover, by (6), when  $\tilde{\mu} = \mu$ , utility is the lowest when  $s = 0$ . Hence, if a voter receiving  $s = 0$  has no incentive to distort  $\mu$ , then no voter with  $s < 0$  has an incentive to do so. The payoff of not distorting is

$$W(s, \mathbf{p}, \tilde{\mu})|_{\tilde{\mu}=\mu \wedge s=0} = -\kappa(s, \mathbf{p}, \tilde{\mu})(1 - q) - q(\beta(1 - \kappa(s, \mathbf{p}, \tilde{\mu})) + \Delta).$$

If, however, a voter with  $s < 0$  chooses to distort beliefs, he receives

$$W(s, \mathbf{p}, \tilde{\mu})|_{\tilde{\mu}=\infty \wedge s < 0} = -\kappa(s, \mathbf{p}, \tilde{\mu}) - \gamma.$$

Hence, if  $\gamma \geq \gamma^- \equiv q(\beta + \Delta - (\beta + 1)\kappa(s, \mathbf{p}, \tilde{\mu}))$ , then no voter with  $s < 0$  chooses  $\tilde{\mu} \neq \mu$ . However, if  $\gamma < \gamma^-$ , then there exists a voter with  $s = s^- < 0$  who is indifferent between

distorting and not distorting. To find the indifferent voter, we need to solve

$$W(s, \mathbf{p}, \tilde{\mu})|_{\tilde{\mu}=\mu} = W(s, \mathbf{p}, \tilde{\mu})|_{\tilde{\mu}=\infty \wedge s < 0} \Leftrightarrow s = s^- \equiv \frac{\sigma^2 \ln \left( \frac{\gamma(q-1)}{q(\beta(\kappa(s, \mathbf{p}, \tilde{\mu})-1) + \gamma - \Delta + \kappa(s, \mathbf{p}, \tilde{\mu}))} \right)}{2\mu}.$$

Any voter with  $s < s^-$  chooses  $\tilde{\mu} = \mu$ , while any voter with  $s \in (s^-, 0)$  chooses  $\tilde{\mu} = 0$ .  $\square$

## A.7 Proof of Proposition 4

In an inactivity equilibrium, we have  $\kappa(s, \mathbf{p}, \tilde{\mu}) = 0$ . Then,  $\gamma_0^+ \equiv \gamma^+|_{\kappa(s, \mathbf{p}, \tilde{\mu})=0} = (1-q)(\beta + \Delta)$  and  $\gamma_0^- \equiv \gamma^-|_{\kappa(s, \mathbf{p}, \tilde{\mu})=0} = q(\beta + \Delta)$ . Note that when  $q > \frac{1}{2}$ , then  $\gamma_0^- > \gamma_0^+$ . Hence, if severe climate change is more likely a priori, then there are more distortions of good news than of bad news, and vice versa. Moreover,  $s^+|_{\kappa(s, \mathbf{p}, \tilde{\mu})=0} = \frac{\sigma^2 \ln(1 + \frac{\gamma}{q((\Delta + \beta)(1-q) - \gamma)})}{2\mu}$  and  $s^-|_{\kappa(s, \mathbf{p}, \tilde{\mu})=0} = \frac{\sigma^2 \ln(\frac{\gamma(1-q)}{q(\Delta + \beta - \gamma)})}{2\mu}$ . Hence, if  $\gamma < \gamma_0^+$ , then beliefs after  $s > 0$  are  $q$  if  $s \geq s_0^+$  and  $\pi(s, \mathbf{p}, \tilde{\mu}) \in (q, 1)$  else. Moreover, if  $s < 0$  and  $\gamma < \gamma_0^-$ , then beliefs are 0 if  $s \in [s_0^-, 0)$  and  $\pi(s) \in (0, q)$  else.

Note that all voters with  $s < 0$  hold beliefs weakly below Bayesian beliefs. Because of motivated beliefs, they vote to a greater extent informatively than they should, which is positive for information aggregation. Because  $q \leq \tilde{\pi}$ , they all vote informatively. If  $\omega = 0$ , therefore a majority votes for policy 0. Hence, what matters for candidate incentives is the share of  $s > 0$  voters voting informatively. Because  $q < \tilde{\pi}$ , those with a belief of  $q$  vote for policy 0. That is, all voters with  $s > s_0^+$ . Those with  $s \in (0, s^+)$  may vote either way.

The belief of a voter who chooses  $\tilde{\mu} = \mu$  and receives signal  $s = s_0^+$  is  $\pi(s_0^+, \mathbf{p}, 0) = \frac{\gamma + \Delta q + q}{\Delta + 1}$ . This is smaller than  $\tilde{\pi}$  if

$$\frac{\gamma + \Delta q + q}{\Delta + 1} < \frac{1}{1 + \beta} \Leftrightarrow \gamma < \tilde{\gamma} \equiv \frac{(\Delta + 1)(1 - q(1 + \beta))}{\beta + 1} > 0.$$

The belief of a voter who chooses  $\tilde{\mu} = \mu$  and receives signal  $s > 0$  is

$$\pi(s, \mathbf{p}, \tilde{\mu}) = \frac{q}{q + (1 - q)e^{-\frac{2s\mu}{\sigma^2}}}.$$

The signal at which such a voter starts to vote for policy 1 is the signal such that  $\pi(s, \mathbf{p}, \tilde{\mu}) = \tilde{\pi}$ . In particular, this signal realization is  $s^*$ , where  $s^* \equiv \frac{\sigma^2 \ln(\frac{1-q}{\beta q})}{2\mu}$ . If  $\Phi\left(\frac{s-\mu}{\sigma}\right)$  is the CDF of the normal distribution with mean  $\mu$  and standard deviation  $\sigma$ , the share of voters voting for

policy 1 if  $\omega = 1$  is

$$\mathcal{V}_0 = \Phi\left(\frac{s_0^+ - \mu}{\sigma}\right) - \Phi\left(\frac{s^* - \mu}{\sigma}\right).$$

Recall that  $s_0^+$  is increasing in  $\gamma$ , and hence  $\mathcal{V}_0$  is monotonically increasing in  $\gamma$ . When  $\gamma = 0$ , we know from our earlier analysis that voters all vote for policy 0 despite  $s > 0$ . If  $\gamma \rightarrow \infty$ , no voters distorts  $\mu$  and, by Assumption 2, a majority votes for policy 1 iff  $\omega = 1$ . By continuity, there is a unique  $\hat{\gamma}$  such that a majority votes for policy 0 if and only if  $\gamma < \hat{\gamma}$ .  $\square$

## A.8 Proof of Lemma 3

To see incentives, first consider how  $W(s, \mathbf{p}, \tilde{\mu})$  changes with  $\tilde{\mu}$ , when  $\tilde{\mu} \geq \mu$ . It is easy to show that  $W(s, \mathbf{p}, \tilde{\mu})$  is strictly concave in  $\tilde{\mu}$  and thus an interior equilibrium exists for all  $s$ . The FOC for an interior optimum is

$$\left. \frac{\partial W(s, \mathbf{p}, \tilde{\mu})}{\partial \tilde{\mu}} \right|_{\tilde{\mu} \geq \mu} = -\frac{2(1-q)qs[\beta + \Delta - (\beta + 1)\kappa(s, \mathbf{p}, \tilde{\mu})]e^{\frac{2\tilde{\mu}s}{\sigma^2}}}{\left(q\sigma\left(e^{\frac{2\tilde{\mu}s}{\sigma^2}} - 1\right) + \sigma\right)^2} - c(\tilde{\mu} - \mu).$$

if  $\tilde{\mu} > \mu$  and

$$\left. \frac{\partial W(s, \mathbf{p}, \tilde{\mu})}{\partial \tilde{\mu}} \right|_{\tilde{\mu} < \mu} = -\frac{2(1-q)qs[\beta + \Delta - (\beta + 1)\kappa(s, \mathbf{p}, \tilde{\mu})]e^{\frac{2\tilde{\mu}s}{\sigma^2}}}{\left(q\sigma\left(e^{\frac{2\tilde{\mu}s}{\sigma^2}} - 1\right) + \sigma\right)^2} - c\frac{\mu^3}{\tilde{\mu}^3}(\tilde{\mu} - \mu).$$

if  $\tilde{\mu} < \mu$ . In both derivatives, the first term's sign is the opposite of the sign of  $s$  (when  $\Delta > 1$ ). Hence, if  $s > 0$ , then  $\tilde{\mu}^*(s) < \mu$ . Similarly, if  $s < 0$ , we must have  $\tilde{\mu}^*(s) > \mu$ . If  $s = 0$ , the first term is zero, and hence we need to have  $\tilde{\mu}^*(s) = \mu$ . Moreover,  $\lim_{s \rightarrow \infty} \left. \frac{\partial W(s, \mathbf{p}, \tilde{\mu})}{\partial \tilde{\mu}} \right|_{\tilde{\mu} < \mu} = -c\frac{\mu^3}{\tilde{\mu}^3}(\tilde{\mu} - \mu)$ , and hence  $\lim_{s \rightarrow \infty} \tilde{\mu}^*(s) = \mu$ . Similarly,  $\lim_{s \rightarrow -\infty} \left. \frac{\partial W(s, \mathbf{p}, \tilde{\mu})}{\partial \tilde{\mu}} \right|_{\tilde{\mu} \geq \mu} = -c(\tilde{\mu} - \mu)$ , and hence also  $\lim_{s \rightarrow -\infty} \tilde{\mu}^*(s) = \mu$ .

Now consider  $s < 0$ , for which we have  $\tilde{\mu} > \mu$ . Rearranging the FOC yields

$$-\frac{2(1-q)qs[\beta + \Delta - (\beta + 1)\kappa(s, \mathbf{p}, \tilde{\mu})]e^{\frac{2\tilde{\mu}s}{\sigma^2}}}{\left(q\sigma\left(e^{\frac{2\tilde{\mu}s}{\sigma^2}} - 1\right) + \sigma\right)^2} + \mu = \tilde{\mu}$$

That is, we can express  $\tilde{\mu}$  as a deviation from  $\mu$ , and

$$\Gamma = -\frac{2(1-q)qs [\beta + \Delta - (\beta + 1)\kappa] e^{\frac{2\tilde{\mu}s}{\sigma^2}}}{\left(q\sigma \left(e^{\frac{2\tilde{\mu}s}{\sigma^2}} - 1\right) + \sigma\right)^2 c}$$

defines the deviation.  $\Gamma$  increases in  $s$  iff

$$\frac{\partial \Gamma}{\partial s} = \frac{-2(1-q)q [\beta + \Delta - (\beta + 1)\kappa(s, \mathbf{p}, \tilde{\mu})] e^{\frac{2\tilde{\mu}s}{\sigma^2}} \left( (1-q)(\sigma^2 + 2\tilde{\mu}s) - qe^{\frac{2\tilde{\mu}s}{\sigma^2}} (2\tilde{\mu}s - \sigma^2) \right)}{c\sigma^4 \left( q \left( e^{\frac{2\tilde{\mu}s}{\sigma^2}} - 1 \right) + 1 \right)^3} > 0,$$

which is the case iff  $\Omega = (1-q)(\sigma^2 + 2\tilde{\mu}s) - qe^{\frac{2\tilde{\mu}s}{\sigma^2}} (2\tilde{\mu}s - \sigma^2) < 0$ . If  $s = 0$ ,  $\Omega|_{s=0} = \sigma^2 > 0$ , and hence  $\tilde{\mu}^*(s)$  is decreasing. Moreover,  $\lim_{s \rightarrow -\infty} \Omega = -\infty$ . Thus, if  $\Omega$  is monotone in  $s$ , then there is a unique  $s^- < 0$  such that  $\tilde{\mu}^*(s)$  increases in  $s$  if  $s < s^-$  and it decreases in  $s$  if  $s \in (s^-, 0]$ . We have

$$\frac{\partial \Omega}{\partial s} = 2\tilde{\mu} \left( 1 - q - q \frac{2\tilde{\mu}s e^{\frac{2\tilde{\mu}s}{\sigma^2}}}{\sigma^2} \right) > 0.$$

This proves the existence of a unique  $s^-$ . Moreover, because  $|\Gamma|$  decreases in  $c$ , the absolute deviation from  $\mu$  decreases in the cost  $c$ .

Next consider  $s > 0$ , implying  $\tilde{\mu} < \mu$ . Rearranging the FOC yields

$$-\frac{2\tilde{\mu}^3(1-q)qs [\beta + \Delta - (\beta + 1)\kappa(s, \mathbf{p}, \tilde{\mu})] e^{\frac{2\tilde{\mu}s}{\sigma^2}}}{c\mu^3 \left( q\sigma \left( e^{\frac{2\tilde{\mu}s}{\sigma^2}} - 1 \right) + \sigma \right)^2} + \mu = \tilde{\mu}$$

That is, we can again express  $\tilde{\mu}$  again as a deviation from  $\mu$ , and

$$\Gamma' = -\frac{2\tilde{\mu}^3(1-q)qs [\beta + \Delta - (\beta + 1)\kappa(s, \mathbf{p}, \tilde{\mu})] e^{\frac{2\tilde{\mu}s}{\sigma^2}}}{c\mu^3 \left( q\sigma \left( e^{\frac{2\tilde{\mu}s}{\sigma^2}} - 1 \right) + \sigma \right)^2}$$

defines the deviation.  $\Gamma'$  increases in  $s$  iff

$$\frac{\partial \Gamma'}{\partial s} = \frac{2\tilde{\mu}^3(1-q)q [\beta + \Delta - (\beta + 1)\kappa(s, \mathbf{p}, \tilde{\mu})] e^{\frac{2\tilde{\mu}s}{\sigma^2}} \left( qe^{\frac{2\tilde{\mu}s}{\sigma^2}} (2\tilde{\mu}s - \sigma^2) - (1-q)(\sigma^2 + 2\tilde{\mu}s) \right)}{c\sigma^4 \left( \mu + \mu q \left( e^{\frac{2\tilde{\mu}s}{\sigma^2}} - 1 \right) \right)^3} > 0$$

This is the case iff  $\Omega' = qe^{\frac{2\tilde{\mu}s}{\sigma^2}} (2\tilde{\mu}s - \sigma^2) - (1-q)(\sigma^2 + 2\tilde{\mu}s) > 0$ . If  $s = 0$ ,  $\Omega'|_{s=0} = -\sigma^2 < 0$ ,

and hence  $\tilde{\mu}^*(s)$  is decreasing. Moreover,  $\lim_{s \rightarrow \infty} \Omega' = \infty$ . Finally,

$$\frac{\partial \Omega'}{\partial s} = \frac{2\tilde{\mu}qse^{\frac{2\tilde{\mu}s}{\sigma^2}}}{\sigma^2} + q - 1$$

This is negative when  $s = 0$ . Hence, if we can show that  $\Omega'$  is convex, we prove the existence of a unique  $s^+$ . Take the second derivative with respect to  $s$ :

$$\frac{\partial^2 \Omega'}{\partial s^2} = \frac{2\tilde{\mu}qe^{\frac{2\tilde{\mu}s}{\sigma^2}}(\sigma^2 + 2\tilde{\mu}s)}{\sigma^4} > 0,$$

and thus  $\Omega'$  is indeed convex in  $s$ . Thus, there exists a unique  $s^+ > 0$  such that  $\tilde{\mu}^*(s)$  increases in  $s$  if  $s > s^+$  and it decreases in  $s$  when  $s \in [0, s^+)$ . Moreover, because  $|\Gamma'|$  decreases in  $c$ , the absolute deviation from  $\mu$  decreases in the cost  $c$ . This proves the lemma.  $\square$

## A.9 Proof of Proposition 5

The proof basically follows along the lines of the discussion in the text. We know from Lemma 3 that  $|\tilde{\mu}(s) - \mu|$  decreases in  $c$ . Moreover,  $\lim_{c \rightarrow \infty} \tilde{\mu}(s) = \mu$ , because then both  $\Gamma = 0$  and  $\Gamma' = 0$  (see the proof of Lemma 3). Moreover, as  $c \searrow 0$ , we are back in the scenario of Proposition 3. Finally note that both  $\tilde{\mu}(s)$  and  $\pi(s, \mathbf{p}, \tilde{\mu})$  are continuous functions of both  $s$  and  $c$ , and thus so is the share of voters voting for policy 1 in state  $\omega = 1$  if  $p_1 \neq p_2$ . Hence, there must exist  $\hat{c}$  such that the share of voters  $\mathcal{V}_0$  voting for policy 1 in state 1 is just  $\frac{1}{2}$ . Moreover,  $\text{Sign}[c - \hat{c}] = \text{Sign}[\mathcal{V}_0 - \frac{1}{2}]$ . This proves the proposition.  $\square$

## B Additional Tables and Figures

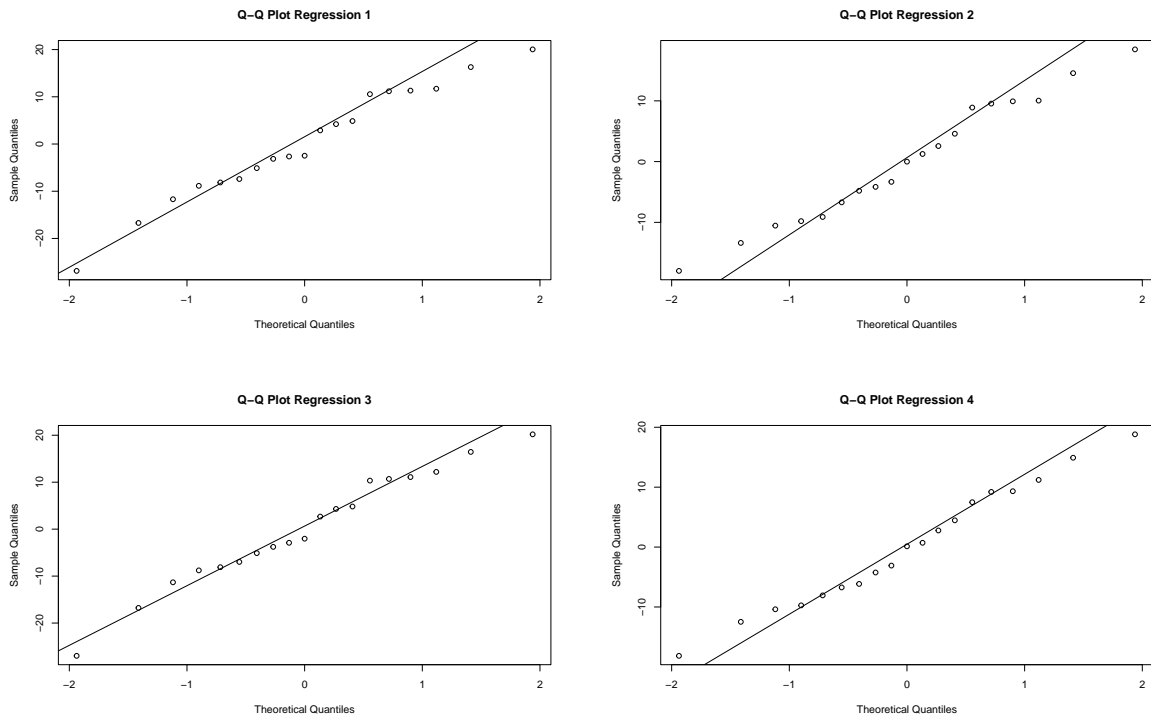


Figure 6: Q-Q plots for the different regressions reported in Table 2.

## References

- AKERLOF, G. A., AND W. T. DICKENS (1982): “The Economic Consequences of Cognitive Dissonance,” *The American Economic Review*, 72(3), 307–319.
- AMELIO, A., AND F. ZIMMERMANN (2023): “Motivated Memory in Economics—A Review,” *Games*, 14(1), Article 15.
- ANSOLABEHÈRE, S., AND J. M. SNYDER (2000): “Valence Politics and Equilibrium in Spatial Election Models,” *Public Choice*, 103(3), 327–336.
- ARAGONES, E., AND T. R. PALFREY (2002): “Mixed Equilibrium in a Downsian Model with a Favored Candidate,” *Journal of Economic Theory*, 103(1), 131–161.
- AUSTEN-SMITH, D., AND J. S. BANKS (1996): “Information Aggregation, Rationality, and the Condorcet Jury Theorem,” *The American Political Science Review*, 90(1), 34–45.
- BALLES, P., U. MATTER, AND A. STUTZER (2024): “Special Interest Groups Versus Voters and the Political Economics of Attention,” *The Economic Journal*, 134(662), 2290–2320.
- BÉNABOU, R., AND J. TIROLE (2002): “Self-Confidence and Personal Motivation,” *The Quarterly Journal of Economics*, 117(3), 871–915.
- (2016): “Mindful Economics: The Production, Consumption, and Value of Beliefs,” *Journal of Economic Perspectives*, 30(3), 141–64.
- BESLEY, T., AND T. PERSSON (2023): “The Political Economics of Green Transitions\*,” *The Quarterly Journal of Economics*, 138(3), 1863–1906.
- CALLANDER, S. (2011): “Searching and Learning by Trial and Error,” *American Economic Review*, 101(6), 2277–2308.
- CAPLIN, A., AND J. LEAHY (2001): “Psychological Expected Utility Theory and Anticipatory Feelings,” *The Quarterly Journal of Economics*, 116(1), 55–79.
- CLAYTON, S., C. MANNING, K. KRYGSMAN, AND M. SPEISER (2017): *Mental Health and Our Changing Climate: Impacts, Implications, and Guidance*. Washington, D.C.: American Psychological Association, and ecoAmerica.



- DENTER, P. (2021): “Valence, complementarities, and political polarization,” *Games and Economic Behavior*, 128, 39–57.
- (2024): “Backfiring Climate Protests?,” Discussion paper.
- DENTER, P., AND B. GINZBURG (2024): “Troll Farms,” Discussion paper.
- DENTER, P., AND D. SISAK (2024): “Information Sharing with Social Image Concerns and the Spread of Fake News,” Discussion paper.
- GRATTON, G. (2014): “Pandering and electoral competition,” *Games and Economic Behavior*, 84, 163–179.
- GROSECLOSE, T. (2001): “A Model of Candidate Location When One Candidate Has a Valence Advantage,” *American Journal of Political Science*, 45(4), pp. 862–886.
- GULLBERG, A. T. (2008): “Lobbying friends and foes in climate policy: The case of business and environmental interest groups in the European Union,” *Energy Policy*, 36(8), 2964–2972.
- HEIDHUES, P., AND J. LAGERLOF (2003): “Hiding information in electoral competition,” *Games and Economic Behavior*, 42(1), 48–74.
- JONES, M. D., AND H. PETERSON (2017): “Narrative Persuasion and Storytelling as Climate Communication Strategies,” .
- KARTIK, N., F. SQUINTANI, AND K. TINN (2015): “Information Revelation and Pandering in Elections,” Discussion paper.
- KUNDA, Z. (1990): “The Case for Motivated Reasoning,” *Psychological Bulletin*, 108(3), 480–498.
- LASLIER, J.-F., AND K. VAN DER STRAETEN (2004): “Electoral Competition under Imperfect Information,” *Economic Theory*, 24(2), 419–446.
- LE YAOUANQ, Y. (2023): “A model of voting with motivated beliefs,” *Journal of Economic Behavior & Organization*, 213, 394–408.
- LEVY, R. (2014): “Soothing politics,” *Journal of Public Economics*, 120, 126–133.

- LEWANDOWSKY, S. (2021): “Climate Change Disinformation and How to Combat It,” *Annual Review of Public Health*, 42(Volume 42, 2021), 1–21.
- MCDONALD, R. I., H. Y. CHAI, AND B. R. NEWELL (2015): “Personal experience and the ‘psychological distance’ of climate change: An integrative review,” *Journal of Environmental Psychology*, 44, 109–118.
- NGO, C. C., P. M. POORTVLIET, AND L. KLERKX (2022): “The persuasiveness of gain vs. loss framed messages on farmers’ perceptions and decisions to climate change: A case study in coastal communities of Vietnam,” *Climate Risk Management*, 35, 100409.
- OPREA, R., AND S. YUKSEL (2021): “Social Exchange of Motivated Beliefs,” *Journal of the European Economic Association*, 20(2), 667–699.
- SHAPIRO, J. M. (2016): “Special interests and the media: Theory and an application to climate change,” *Journal of Public Economics*, 144, 91–108.
- SMITH, E. R., AND D. M. MACKIE (2007): *Social Psychology*. Psychology Press, 3 edn.
- SPENCE, A., AND N. PIDGEON (2010): “Framing and communicating climate change: The effects of distance and outcome frame manipulations,” *Global Environmental Change*, 20(4), 656–667, 20th Anniversary Special Issue.
- SUPRAN, G., AND N. ORESKES (2017): “Assessing ExxonMobil’s climate change communications (1977-2014),” *Environmental Research Letters*, 12(8), 084019.
- SUPRAN, G., S. RAHMSTORF, AND N. ORESKES (2023): “Assessing ExxonMobil’s global warming projections,” *Science*, 379(6628), eabk0063.
- ZIMMERMANN, F. (2020): “The Dynamics of Motivated Beliefs,” *American Economic Review*, 110(2), 337–61.