

Effects of dark boson mediated feeble interaction between dark matter (DM) and quark matter on f -mode oscillation of DM admixed quark stars

O. P. Jyothilakshmi^{1,*}, Lakshmi J. Naik^{1,†}, Debashree Sen^{2,‡}, Atanu Guha^{3,§} and V. Sreekanth^{1,¶}

¹*Department of Physics, Amrita School of Physical Sciences,
Amrita Vishwa Vidyapeetham, Coimbatore, India*

²*Center for Extreme Nuclear Matters (CENuM), Korea University, Seoul 02841, Korea and*

³*Department of Physics, Chungnam National University,
99, Daehak-ro, Yuseong-gu, Daejeon-34134, South Korea*

(Dated: October 29, 2024)

We investigate the behaviour of the prominent non-radial fundamental f -mode oscillations of dark matter (DM) admixed strange quark stars (DMSQs), by adopting an equation of state (EoS) developed in Ref. [1], which considers the possible presence of feebly interacting DM in strange quark stars (SQSs) for the first time. Within the model, feeble interaction between fermionic DM χ and strange quark matter (SQM) is invoked via a vector new physics mediator ξ with coupling strength y_ξ . The pure SQM is described by the vector MIT Bag model. By varying different EoS parameters, the structural properties viz. the mass, radius and tidal deformability (Λ) of the DMSQs are studied with respect to various astrophysical constraints. We study in detail the f -mode spectra within the Cowling approximation by obtaining the frequencies as a function of mass, compactness and Λ of the star. To the best of our knowledge, this study represents the first analysis of non-radial f -mode oscillations of DMSQs. Our investigation indicates that the presence of DM and its interaction with SQM has great impact on the f -modes. We show that the f -mode frequencies are larger for DMSQs, which are largely populated with massive DM fermions, compared to the SQSs. Further, we obtain a linear empirical relation between the f -modes and the average density of the star. We also find that the mass-scaled angular frequency varies universally with compactness for DMSQs.

arXiv:2410.20923v1 [hep-ph] 28 Oct 2024

* op_jyothilakshmi@cb.students.amrita.edu

† jn_lakshmi@cb.students.amrita.edu

‡ debashreesen88@gmail.com

§ atanu@cnu.ac.kr

¶ v_sreekanth@cb.amrita.edu

I. INTRODUCTION

One of the most interesting facts about compact stars is that they present the opportunity to study the matter at extreme conditions of density (about 5–10 times the normal nuclear density), compactness and gravity. Their composition at such high density is still experimentally inconclusive and presently we adopt various theoretical modeling of the constituent matter equation of state (EoS) to understand the interactions and structure of compact stars at such high density. However, the compact star EoS is constrained by several astrophysical and observational results for the structural properties like the mass, radius and tidal deformability. Such constraints include the data obtained from the most massive pulsar PSR J0740+6620 [2–4], gravitational wave (GW170817) [5], PSR J0030+0451 (NICER)[6, 7], and HESS J1731-347 [8].

Many theoretical studies predict that strange quark stars (SQSs), composed of u , d and s quarks, may exist [9]. Such prediction is based on the Bodmer-Witten conjecture, which states that the energy per baryon density ε/ρ_B of strange quark matter (SQM) is lower than that of pure nucleonic system [10–13]. Consequently, over many years, the theoretical modeling of SQM has been a topic of great interest. The first of such kind of models proposed is the well known MIT Bag model [14], which is later modified to ensure the repulsive effect between the quarks by introducing a vector meson as mediator (vBag model) [15–21]. In the MIT Bag model, the difference in energy density between the perturbative vacuum and the true vacuum is represented by a constant B whose value is still not well known. The stability of SQS in terms of ε/ρ_B is found to be controlled by B [13, 22] and further, the allowed range of B for different vector meson couplings (G_V) is estimated in Ref. [20].

Several astrophysical and cosmological observations like the rotation curves of the galaxies, gravitational lensing, X-ray analysis of Bullet cluster [23–26] support the fact that the dark matter (DM) to luminous baryonic matter ratio of the total energy budget in the Universe is around 5:1. The important experimental search avenues including the direct and the indirect detection strategies [27, 28] are actively pursuing the intricacies of interaction between the DM and standard model particles. Of these searches, the most important direct detection experiments are the SuperCDMS [29], XENONnT [30], PandaX-II [31], DarkSide-50 [32], SENSEI [33] and LUX-ZEPLIN [34]; while, the indirect searches are FERMI-LAT [35], IceCube [36], PAMELA [37, 38], AMS-02 [39], Voyager [40] and CALET [41, 42]. However, the exact nature, properties and interaction of DM particle candidates are still largely unknown. The present day thermal relic abundances of DM has been prescribed to be $\sim \Omega_{DM}h^2 \approx 0.12$ [43–45] from the Cosmic Microwave Background (CMB) anisotropy maps, obtained from the Wilkinson Microwave Anisotropy Probe (WMAP) data [46]. Here, the relic abundances of DM (Ω_{DM}) is conventionally estimated in terms of the critical density of the Universe ρ_{crit} and the scale factor for the Hubble expansion rate h . Thus any reasonable DM model is constrained to successfully reproduce the observed non-baryonic relic density.

The compact stars like SQSs are extremely gravitating objects which are capable of accreting matter from their surroundings and such accreted matter may include DM [47–51]. Few other phenomena may also be attributed to the possible presence of DM inside compact stars; like, dark decays of neutrons [52–55], inheritance of DM from the supernovae [56] etc. It is therefore reasonable to consider the DM particle density ρ_χ to be almost constant throughout the radial profile of the star [1, 57–60]. DM thus becomes structural part of the SQSs, consequently allowing us to study the properties of DM admixed SQSs (DMSQSs) in the light of the different observational and astrophysical constraints on the structural properties of compact stars [61–72]. DM may or may not interact with SQM; however, if they interact, then the interaction strength must be extremely weak in order to prevent the star from collapsing [64]. Based on this notion, in Ref. [1], a feeble interaction between SQM and fermionic DM χ via a dark vector boson mediator ξ was introduced. The pure SQM is described with the vBag model. The mass of DM fermion m_χ and the mass of vector mediator m_ξ are chosen by following the self-interaction constraint $\sigma_T/m_\chi \leq 1.25 \text{ cm}^2/\text{g}$ [73, 74] from the Bullet cluster [75–77]. Here, σ_T is the self-scattering transfer cross-section. Further, the coupling y_ξ between χ and ξ are obtained by satisfying the present day relic abundance of DM fermion χ [78–80]. In the present work, we follow the same treatment as in Ref. [1] for the interaction between DM and SQM, in order to investigate its effects on the non-radial oscillations of the DMSQSs.

Gravitational waves (GWs) can be produced by binary neutron star (BNS) mergers as well as from isolated neutron stars (NSs). Following the first detection of a GW signal from a binary black hole merger [81], many more signals have been detected from supernovae, NS mergers and supermassive black hole mergers. Furthermore, the NanoGrav collaboration recently revealed the existence of a cosmic gravitational wave background [82–85]. The detection of GWs from a BNS merger (GW170817) [86] by the advanced LIGO and VIRGO collaborations combined with the multi-messenger observations of BNS systems have paved a new way for studying the interior composition of compact stars. The non-radial pulsations of compact stars are of current interest in the era of gravitational wave detection because they are related to the emission of GWs of different frequencies viz., fundamental (f), pressure (p), rotational (r), space-time (w) and gravity (g) modes [87]. There have been a lot of studies on these oscillation modes done over the past few years [88–94], among which f -modes have drawn a great interest since their frequencies (1–3 kHz) lie in the range of the future GW detectors such as the Einstein Telescope and the Cosmic Explorer and also the

LIGO O4 run. With these next generation GW detectors the f -mode oscillations are expected to be observed; which will provide more powerful insights to the composition and interaction of matter inside compact stars and help in constraining the EoS in stringent manner.

For the purpose of gravitational wave asteroseismology, the estimation of the gravitational-radiation flux from compact stars is based on the theory of non-radial oscillations, which was initially developed in the framework of general relativity in [95, 96]. Later, with the help of Cowling approximations [97], the derivation of the integrated solution was simplified [98] by neglecting the metric perturbations. Although, this approximation can result in overestimation of the f -modes upto 30% [93], it is widely used due to its ability to bring out qualitatively the essential characteristics of f -modes. Recently, there have been several studies on non-radial f -mode oscillations using the Cowling approximation for different stellar composition [90, 98–104]. Further, the non-radial f -mode oscillations of dark matter admixed NSs [105–108] were also studied. In the case of DMSQSs, although the radial oscillations have attracted the interest of the community recently [63, 66, 69, 109]; the non-radial oscillations have not been explored so far. This sets the motivation for our analysis. In the present work, we are particularly interested to show how the presence of DM and its interaction with SQM affects the non-radial f -mode frequency of the oscillation of the DMSQSs using the Cowling approximation.

We arrange the present work as follows. In the next Sec. II, we briefly discuss the mechanism of invoking feeble interaction of DM with SQM via the new physics vector mediator ξ . We also discuss the methodology of estimating the structural properties like mass, radius, tidal deformability and the f -mode oscillation of the DMSQSs. We then present the results and corresponding discussions in Sec. III. We summarize and conclude in the final section IV of the paper. Throughout this paper we set $c = G = 1$, where c is the speed of light in vacuum and G is the universal gravitational constant.

II. FORMALISM

A. Dark matter admixed quark star model

Here, we review the DMSQS model as derived in Ref. [1]. The model consists of two main sectors: strange quark matter (SQM) and dark matter (DM), together with their interactions. The vector MIT Bag (vBag) model is employed to describe the u , d and s quarks along with the electrons e [20, 21]. The complete modified Lagrangian for such a system is given as [1]

$$\begin{aligned}
\mathcal{L} = & \sum_f \left[\bar{\psi}_f \left(i\gamma_\mu \partial^\mu - g_\xi \gamma_\mu \xi^\mu - m_f \right) \psi_f - B \right] \Theta(\bar{\psi}_f \psi_f) \\
& - \sum_f g_{qqV} \left[\bar{\psi}_f \left(\gamma_\mu V^\mu \right) \psi_f \right] \Theta(\bar{\psi}_f \psi_f) - \frac{1}{4} V_{\mu\nu} V^{\mu\nu} + \frac{1}{2} m_V^2 V_\mu V^\mu \\
& + \bar{\psi}_l \left(i\gamma_\mu \partial^\mu - m_l \right) \psi_l - \frac{1}{4} F_{\mu\nu} F^{\mu\nu} + \frac{1}{2} m_\xi^2 \xi_\mu \xi^\mu \\
& + \bar{\chi} \left[i\gamma_\mu \partial^\mu - y_\xi \gamma_\mu \xi^\mu \right] \chi;
\end{aligned} \tag{1}$$

where $f \equiv (u, d, s)$ and the lepton $l \equiv e$. The term $\bar{\psi}_f (g_\xi \gamma_\mu \xi^\mu) \psi_f$ represents the interaction between the quark fields ψ_f and the new physics vector dark mediator ξ of mass m_ξ , with a very feeble coupling strength g_ξ . The Bag constant is denoted by B and the Heaviside step function Θ in the Lagrangian ensures that the quarks are confined within the bag. The first term in second line denotes the interaction between quarks, mediated by the repulsive vector meson V having mass m_V , with coupling strength g_{qqV} . Further, a universal coupling scheme is considered *i.e.*, $g_{uuV} = g_{ddV} = g_{ssV} = g_{qqV}$ and $G_V = (g_{qqV}/m_V)^2$ denotes the scaled coupling. Note that $G_V = 0$ results in the original form of the MIT Bag model without interactions. The kinetic term of the vector meson in the SQM is given by $\frac{1}{4} V_{\mu\nu} V^{\mu\nu}$ with $V_{\mu\nu} = \partial_\mu V_\nu - \partial_\nu V_\mu$. Further, the kinetic term of the dark mediator ξ is given as $\frac{1}{4} F_{\mu\nu} F^{\mu\nu}$, where $F_{\mu\nu} = \partial_\mu \xi_\nu - \partial_\nu \xi_\mu$. The last line of Eq. (1) denotes the DM self interaction of fermionic χ involving bosonic dark mediator ξ , with coupling y_ξ . The interaction between the quarks ψ_f and fermionic DM χ , mediated by the vector dark boson ξ , can be understood with the help of the Feynman diagram (Fig. 1), which depicts the reversible process of $\chi \bar{\chi} \xrightleftharpoons{\xi} \psi_f \bar{\psi}_f$.

In this model, the stability window for Bag constant B is fixed for a particular value of G_V , following the procedure described in Refs. [20, 22]. The upper bound of B (B_{max}) is obtained from the Bodmer-Witten conjecture [10], which demands that the energy per baryon density ε/ρ_B at the surface of the SQS is less than the binding energy of iron

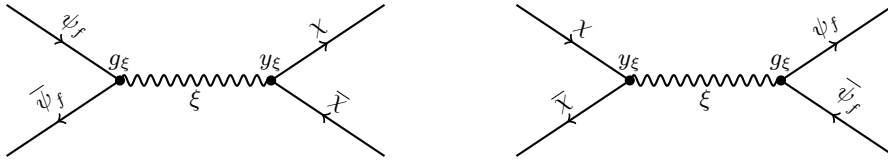


FIG. 1. Feynman diagrams for the fermionic dark matter interaction with quarks via dark mediator, $\chi\bar{\chi} \stackrel{\xi}{\rightleftharpoons} \psi_f\bar{\psi}_f$.

nucleus *i.e.*, $\varepsilon/\rho_B \leq 930$ MeV [20, 22]; while the lower bound B_{min} is obtained with two flavor QM. To obtain the EoS from Eq. (1), we obtain an average value for B (B_{av}) between B_{max} and B_{min} , for a fixed value of G_V . Here, we take $G_V = 0.3, 0.5$, and 0.7 fm² and the corresponding values of B have been shown in Table I. Further, we take the masses of quarks to be $m_s = 95$ MeV, $m_u = 5$ MeV and $m_d = 7$ MeV and mass of vector meson is $m_V = 783$ MeV.

| G_V (fm ²) | 0.3 | 0.5 | 0.7 |
|--------------------------|-----|-----|-----|
| $B_{min}^{1/4}$ (MeV) | 138 | 134 | 131 |
| $B_{min}^{1/4}$ (MeV) | 148 | 143 | 139 |

TABLE I. Stability window for Bag constant B obtained for the vBag model, for different values of G_V [1].

It is interesting to note that, one of the most important features of the particular DMSQS model [1] is that the DM parameters m_χ , m_ξ , and y_ξ are not independent of each other or arbitrary. The masses m_χ and m_ξ are related by the self-interaction constraint from Bullet cluster [75–77]. One can also find the graphical representation of the m_χ vs m_ξ relation in Ref. [1]. The relation between m_χ and y_ξ is obtained from the present day relic abundance of DM [78–80]. Hence, a variation in m_χ implies corresponding variation of both m_ξ and y_ξ . We tabulate the mass of fermionic DM χ and the corresponding values of mass of the dark mediator m_ξ and interaction strength y_ξ used in the present analysis in Table. II. Note that the interaction strength between the dark mediator and quarks is considered to be feeble, $g_\xi \sim 10^{-4}$. Choosing the g_ξ values less than 10^{-4} will not bring any further change to the EoS as well as the structural properties of DMSQS. Also, the values of $g_\xi > 10^{-4}$ are unphysical because in that case the interaction cross-section will be in the ruled out region from direct detection experiments.

In the mean field approximation, the equation of motion of the vector field in terms of V_0 is given by

$$V_0 = \frac{g_{qqV}}{m_V^2} \rho; \quad (2)$$

where, ρ is the total quark density

$$\rho = \langle \psi_f^\dagger \psi_f \rangle = (\rho_u + \rho_d + \rho_s) = \frac{\gamma_f}{6\pi^2} \sum_f k_{Ff}^3. \quad (3)$$

Here, k_{Ff} denotes the Fermi momenta of the quarks and $\gamma_f = 6$ is the degeneracy factor for quarks. The vacuum expectation value (ξ_0) of the vector dark boson is

$$\xi_0 = \frac{g_\xi \rho + y_\xi \rho_\chi}{m_\xi^2}; \quad (4)$$

where, the DM density is

$$\rho_\chi = \frac{\gamma_f}{6\pi^2} k_{F\chi}^3. \quad (5)$$

| | | | | | | |
|----------------|------|------|------|------|------|------|
| m_χ (GeV) | 25 | 50 | 75 | 100 | 150 | 200 |
| m_ξ (MeV) | 50 | 60 | 20 | 10 | 6 | 4 |
| y_ξ | 0.27 | 0.32 | 0.40 | 0.46 | 0.50 | 0.52 |

TABLE II. Values of the mass of fermionic DM m_χ and the corresponding values of mass of dark mediator m_ξ and interaction strength y_ξ [1].

The number density ρ_χ is assumed to be constant throughout the radial profile of the star. We note that this constant number density of fermionic DM is ~ 1000 times smaller than the average baryon number density of the SQM [1, 57–60]. Thus the Fermi momentum of the DM fermions, $k_{F\chi}$, is also constant over the radial profile of star. Unlike Ref. [1], in the present analysis, we consider three different values for $k_{F\chi} = 0.02, 0.03, 0.04$ GeV. The quark chemical potential in presence of DM is modified as

$$\mu_f = \sqrt{k_f^2 + m_f^2} + g_{qqV}V_0 + g_\xi\xi_0. \quad (6)$$

The calculated EoS for the DMSQSs is given as follows:

$$\begin{aligned} \varepsilon &= \frac{1}{2} \frac{g_{qqV}^2}{m_V^2} \rho^2 + \frac{1}{2} \frac{(g_\xi\rho + y_\xi\rho_\chi)^2}{m_\xi^2} + \frac{\gamma_f}{2\pi^2} \sum_f \int_0^{k_{Ff}} \sqrt{k_f^2 + m_f^2} k_f^2 dk_f \\ &+ \frac{\gamma_l}{2\pi^2} \int_0^{k_{Fl}} \sqrt{k_l^2 + m_l^2} k_l^2 dk_l + \frac{\gamma_\chi}{2\pi^2} \int_0^{k_{F\chi}} \sqrt{k_\chi^2 + m_\chi^2} k_\chi^2 dk_\chi + B, \\ P &= \frac{1}{2} \frac{g_{qqV}^2}{m_V^2} \rho^2 + \frac{1}{2} \frac{(g_\xi\rho + y_\xi\rho_\chi)^2}{m_\xi^2} + \frac{\gamma_f}{6\pi^2} \sum_f \int_0^{k_{Ff}} \frac{k_f^4 dk_f}{\sqrt{k_f^2 + m_f^2}} \\ &+ \frac{\gamma_l}{6\pi^2} \int_0^{k_{Fl}} \frac{k_l^4 dk_l}{\sqrt{k_l^2 + m_l^2}} + \frac{\gamma_\chi}{6\pi^2} \int_0^{k_{F\chi}} \frac{k_\chi^4 dk_\chi}{\sqrt{k_\chi^2 + m_\chi^2}} - B, \end{aligned} \quad (7)$$

$$\quad (8)$$

where ε and P are the energy density and pressure respectively. The presence of charge neutral DM do not affect the overall charge neutrality of the star and the EoS is computed by satisfying the charge neutrality and chemical potential equilibrium conditions of the star [110].

B. Structural properties and non-radial oscillations of dark matter admixed quark stars

Using the EoS of DMSQSs, we estimate the global properties like the gravitational mass (M) and the radius (R) of the DMSQSs. In this section, we describe the formalism used to study the non-radial oscillations of the DMSQSs. The metric for a static spherically symmetric star is given as

$$ds^2 = -e^{2\Phi(r)} dt^2 + e^{2\lambda(r)} dr^2 + r^2 d\theta^2 + r^2 \sin^2 \theta d\phi^2. \quad (9)$$

Here, Φ and λ are the metric functions. The Einstein field equations are solved for the given metric for an ideal fluid to obtain the well-known Tolman-Oppenheimer-Volkoff (TOV) equations [111, 112] and is given as

$$\frac{dP(r)}{dr} = -(\varepsilon(r) + P(r)) \frac{d\Phi(r)}{dr}, \quad (10)$$

$$\frac{d\Phi(r)}{dr} = \frac{M(r) + 4\pi r^3 P(r)}{r(r - 2M(r))}, \quad (11)$$

$$\frac{dM(r)}{dr} = 4\pi r^2 \varepsilon(r). \quad (12)$$

These coupled differential equations are integrated from the center ($r = 0$) to the surface ($r = R$) of the star. Towards the center of the star the pressure and mass of the star are $P_c = P(r = 0) = P(\varepsilon_c)$ and $M_c = M(r = 0) = 0$, respectively. The pressure approaches zero towards the surface of the star. By solving the TOV equations for all possible values of ε_c , we obtain the mass M and radius R of the star. The mass function $M(r) = r(1 - e^{-2\lambda(r)})/2$ satisfies Eq. (12). Compactness (C) is a global parameter that quantifies the stellar gravity and it is defined in terms of the stellar mass M and radius R as $C = M/R$.

We adopt the methodology to calculate the non-radial oscillations of the DMSQSs using the Cowling approximations, which is well presented in Ref. [98]. After solving the TOV Eqs. (10) - (12), we obtain the oscillations mode frequencies

by solving two following coupled differential equations:

$$\frac{dW(r)}{dr} = \frac{d\varepsilon(r)}{dP(r)} \left[\omega^2 r^2 e^{\lambda(r)-2\Phi(r)} V(r) + \frac{d\Phi(r)}{dr} W(r) \right] - l(l+1)e^{\lambda(r)} V(r), \quad (13)$$

$$\frac{dV(r)}{dr} = 2 \frac{d\Phi(r)}{dr} V(r) - e^{\lambda(r)} \frac{W(r)}{r^2}. \quad (14)$$

In order to solve the Eqs. (13) and (14), the two boundary conditions at the center ($r = 0$) and the surface ($r = R$) of the star are to be imposed. Near the center ($r = 0$) of the star the functions $W(r)$ and $V(r)$ behave as

$$W(r) = Ar^{l+1} \text{ and } V(r) = -Ar^l/l; \quad (15)$$

where A is an arbitrary constant. Towards the surface ($r = R$) of the star the vanishing perturbation functions provide another boundary condition for $W(r)$ and $V(r)$ and is written as

$$\omega^2 R^2 e^{\lambda(R)-2\Phi(R)} V(R) + \frac{d\Phi(r)}{dr} \Big|_{r=R} W(R) = 0. \quad (16)$$

The coupled differential equations, Eqs. (13) and (14), are integrated from the center to the surface of the star by assuming an initial value of ω^2 . After each integration the value of ω^2 is improved using Ridder's method until Eq. (16) is satisfied.

The tidal deformability is an astrophysical observable that defines the quadrupole deformation of a compact star in a binary system due to the tidal field created by its companion star. In case of an isolated star, the tidal deformability is calculated in the limit where source of the static external quadrupolar tidal field is very far away [113]. The dimensionless tidal deformability (Λ) is given as

$$\Lambda = \frac{2}{3} k_2 R^5. \quad (17)$$

Here k_2 is the tidal love number, which is given in terms of the compactness (C), and a quantity (y) obtained by following the formalism developed in Ref. [113, 114]. In case of QSs, y is defined as [21, 114]

$$y = \frac{RH'(R)}{H(R)} - \frac{4\pi R^3 \varepsilon_s}{M(R)}; \quad (18)$$

where, ε_s is the energy density at the surface of the QS.

III. RESULTS

In this section, we discuss the results obtained for f -mode oscillations using the Cowling approximation (given in Sec. II B) for DMSQSs (given in Sec. II A). First, we compute the DMSQSs EoS using Eqs. (8) and (8). With the DMSQSs EoS, we then obtain the static stellar structure by numerically solving the TOV equations given by Eqs. (10) to (12) from the center to the surface of the star. We then numerically integrate the coupled differential Eqs. (13) and (14) from the center to the surface of the star using the appropriate boundary conditions given by Eqs. (15) and (16). The f -mode frequencies are obtained with the required precision using Ridder's method. We also calculate the tidal deformability Λ of DM admixed QSs using the Eqs. (18) and (17). In order to study the effect of DM for different values of the SQM vector coupling constant G_V , we vary the DM particle mass m_χ and the Fermi momentum of the DM fermions $k_{F\chi}$ and study their effects on the stellar structure and f -mode oscillation of the DMSQSs. We have investigated the explicit dependence of the DMSQS properties on m_χ and $k_{F\chi}$ by varying them individually. While varying m_χ and $k_{F\chi}$ we have kept the vBag parameters like G_V and corresponding value of B_{av} fixed. For example, we fixed $G_V=0.3 \text{ fm}^2$ and the corresponding value of B_{av} when we varied m_χ . Again we fix $G_V=0.5 \text{ fm}^2$ with the corresponding value of B_{av} while varying $k_{F\chi}$. While varying m_χ , we have fixed $k_{F\chi}$ and vice versa. This way, the dependence of the properties of DMSQS on both the mass and the number density of DM are examined explicitly and individually in the present paper. While varying the parameters of dark sector, the parameters of the MIT vbag model are kept fixed in order to study the distinct role that DM plays on the properties of DMSQS.

We first study the effects of variation of m_χ on the EoS and structural properties of the DMSQSs for a fixed value of $k_{F\chi}=0.03 \text{ GeV}$ and by considering different values of G_V . Later, we will investigate the effects of variation of $k_{F\chi}$ for fixed G_V and m_χ values. The EoS of the DMSQSs for different values of $m_\chi=50$ and 100 GeV and $G_V=0.3$ and

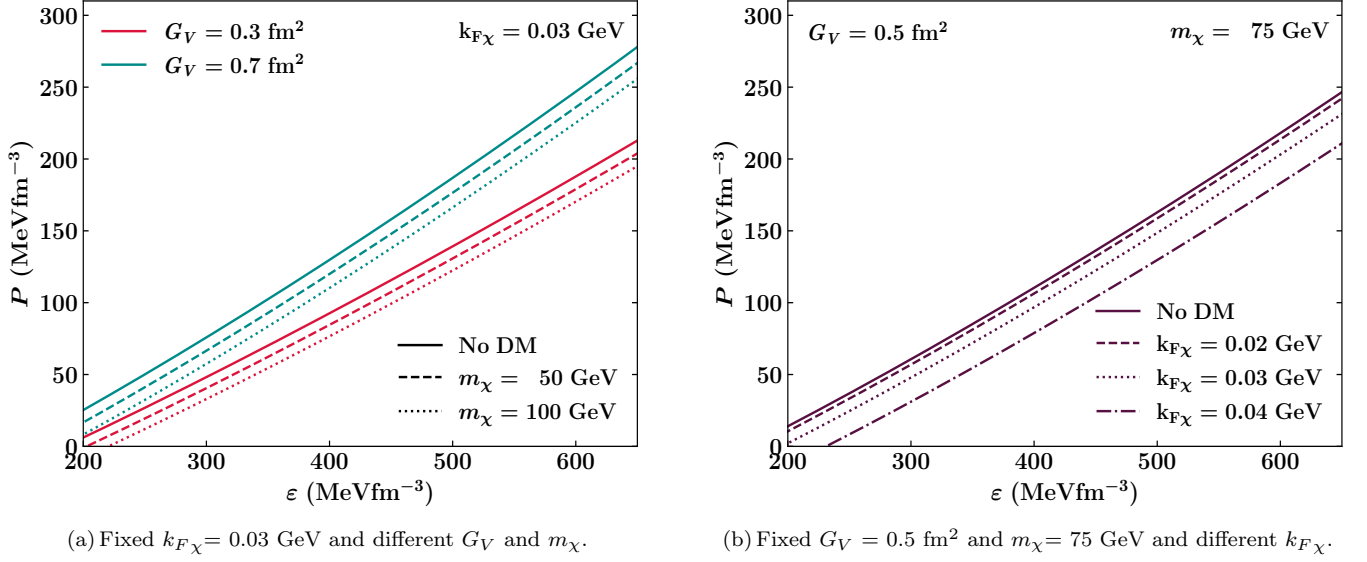


FIG. 2. Equation of state of dark matter admixed strange quark star.

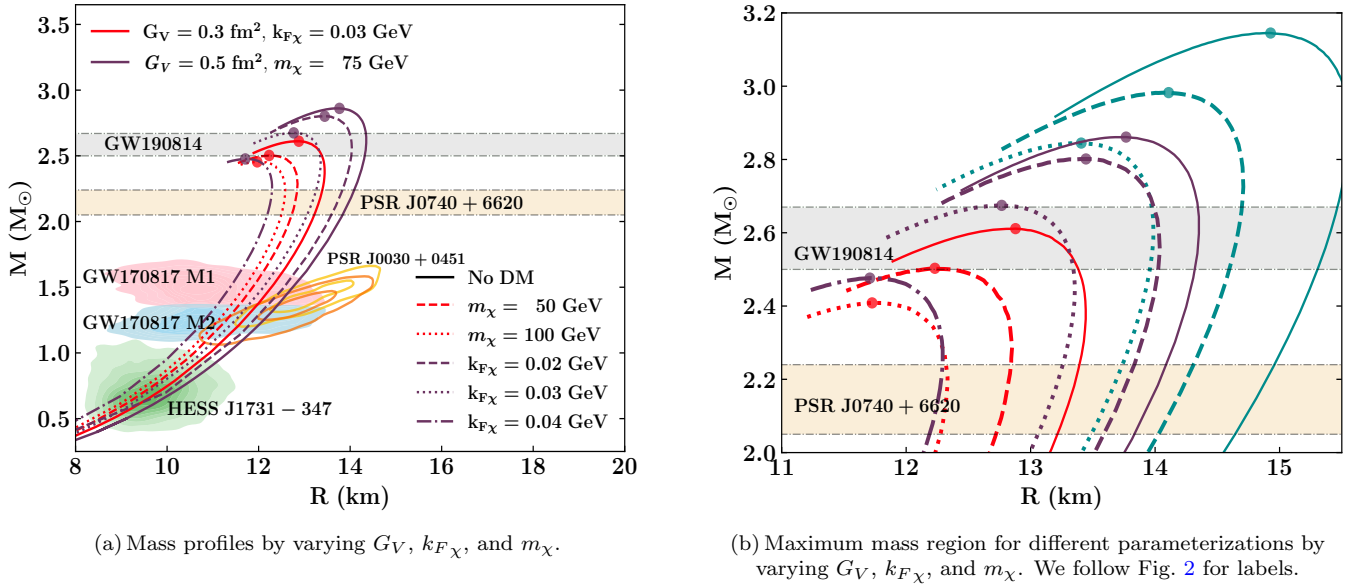


FIG. 3. Variation of mass with radius of dark matter admixed strange quark stars (DMSQs). The observational limits imposed on maximum mass from the most massive pulsar PSR J0740+6620 [2] and corresponding radius [3, 4] are also indicated. The constraints on $M - R$ plane prescribed from GW170817 [5], the NICER experiment for PSR J0030+0451 [6, 7], and HESS J1731-347 [8] are also compared. The mass of the secondary component of GW190814 [115] is also displayed.

0.7 fm² are shown in Fig. 2(a). We can see that the higher values of G_V lead to stiffer EoS and consequently massive SQSs with larger radius (see also Fig. 3). This trend is similar to that seen in Ref. [20]. So, for any particular value of m_χ , stronger coupling strength between quarks gives massive DMSQs with larger radius. Also, for any fixed value of G_V , Fig. 2(a) shows that the EoS softens with higher values of m_χ . This is also reflected in the structural properties of the DMSQs as seen in Fig. 3. We can see that the mass and radius of the DMSQs reduce for massive DM. The reason can be attributed to the fact that presence of DM makes the star more compact and the heavier fermionic DM makes the star even more compact. To illustrate this, we show the variation of dimensionless compactness (C) with respect to radius in Fig. 4(a) for $G_V=0.3$ fm². It can be inferred that, for a particular value of radius, C increases with m_χ in order to incorporate massive DM at constant $k_{F\chi}$ or constant ρ_χ . Thus, lighter DM yields massive but less

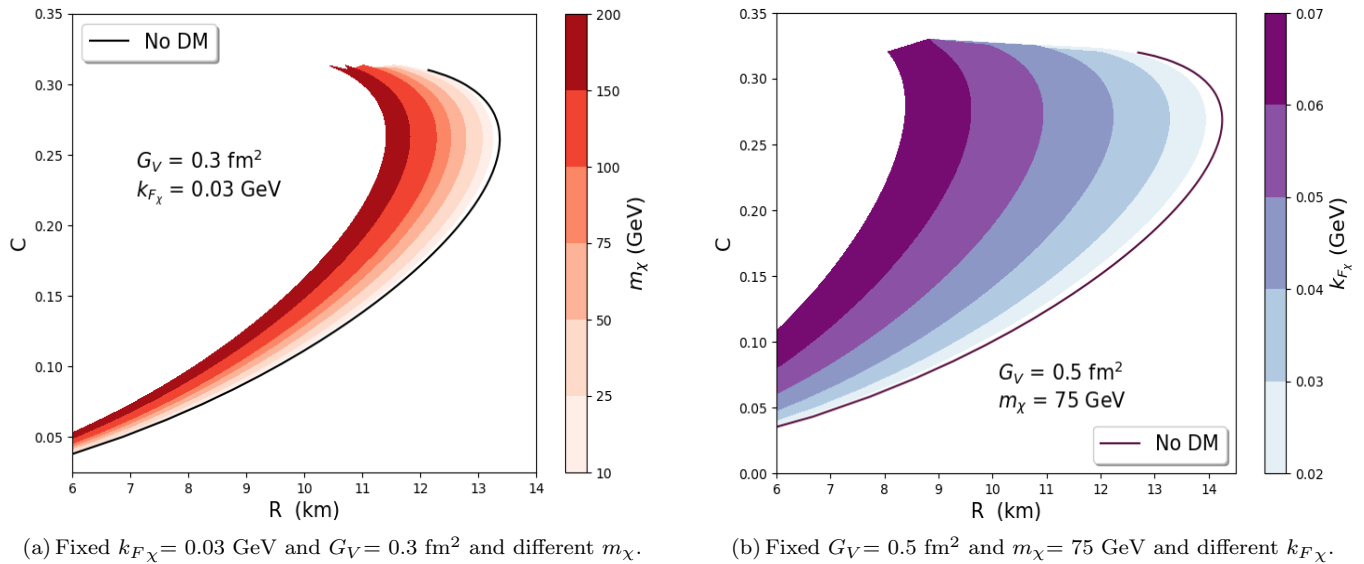


FIG. 4. Variation of compactness $C = M/R$ with radius of DMSQs.

compact DMSQs. For a low value of m_χ , not only the mass but also the radius of the DMSQS increase which makes the star less compact. For example, the combination $G_V=0.3$ fm² and $m_\chi=50$ GeV can produce a $1.4 M_\odot$ DMSQS of corresponding radius $R_{1.4}=11.60$ km and corresponding compactness $C=0.178$; while $m_\chi=100$ GeV produces a $1.4 M_\odot$ DMSQS of radius $R=11.30$ km and corresponding compactness $C=0.183$.

Next, in Fig. 2(b), we present the EoS of DMSQs for different values of $k_{F\chi}$ for fixed $G_V = 0.5$ fm² and $m_\chi = 75$ GeV. We notice that, with $G_V=0.5$ fm², $m_\chi=75$ GeV, the EoS softens with increasing values of $k_{F\chi}$ or ρ_χ . This is because if the QS is largely populated by fermionic DM, the compactness C increases as seen from Fig. 4(b), leading to softening of the EoS and consequently decreasing the mass and radius of the star, as seen from Fig. 3. For example, with fixed $G_V=0.5$ fm² and $m_\chi=75$ GeV we obtain a $1.4 M_\odot$ DMSQS of radius $R_{1.4}=11.12$ km and corresponding compactness $C=0.186$ for $k_{F\chi}=0.04$ GeV but $k_{F\chi}=0.02$ GeV produces a $1.4 M_\odot$ DMSQS of radius $R=12.24$ km and corresponding compactness $C=0.169$. So, SQSs that are largely populated with massive DM fermions, are highly compact with comparatively less masses and radii.

We also find from Fig. 3(a) that the various astrophysical constraints on the $M - R$ relation of compact stars from the most massive PSR J0740+6620, GW170817, the NICER data for PSR J0030+0451, and HESS J1731-347 are well satisfied with the DMSQS EoS. We also observe that the mass of the secondary component of GW190814 [115] is also satisfied by the SQSs and with $G_V > 0.3$ fm² for the DMSQS. However, the exact nature of the massive secondary component of GW190814 is not known; whether it is a NS/QS or a black hole. As also seen in Ref. [1], all these constraints are better satisfied for higher values of G_V , since in Fig. 3(a), we find that for $G_V=0.3$ fm² the NICER data for PSR J0030+0451 are violated for $m_\chi=100$ GeV. However, in Ref. [1], the recently obtained constraint from HESS J1731-347 [8] was not included. Therefore, in the present work we also test the DMSQSs EoS in the light of this constraint obtained from the low mass pulsar with low radius. We find that this constraint is successfully satisfied with our compact DMSQSs configurations. On the other hand, for $G_V=0.5$ fm², $m_\chi=75$ GeV, shows that low DM content with low $k_{F\chi}$ or ρ_χ can better satisfy the observational constraints since $k_{F\chi}=0.04$ GeV makes the star too compact to satisfy the NICER data for PSR J0030+0451. We also show the maximum mass region for various parameterisations of DMSQS in Fig. 3(b). Here, we have included all the configurations discussed in this work and it follows the label given in Fig. 2. As discussed earlier, an increase in the value of G_V results in a stiffer EoS and this results in a larger maximum mass value. Similarly, we also find that with an increase in $k_{F\chi}$ and m_χ values, the EoS becomes less stiff and results in stellar profiles with lower maximum mass values.

We now extend our work to focus on the $l = 2$ f -mode oscillations of DMSQs in Fig. 5, where we plot the f -mode frequencies as a function of stellar mass by fixing the value of the coupling constant $G_V=0.3, 0.7$ fm² and the Fermi momentum of DM fermions $k_{F\chi} = 0.03$ GeV (Fig. 5(a)) for $m_\chi=50$ and 100 GeV. We find that, the f -mode frequencies of DMSQs decrease slightly with the mass and it only starts to increase towards the maximum mass of the star. With increase in value of G_V , we observe an overall decrement in the f -mode spectra of DMSQS. For any value of G_V , the f -mode frequencies show an overall increment with increase in the value of m_χ . In the ‘no-DM’ (pure QS) scenario, we find that larger vector repulsion between the quarks leads to lowering of the f -mode frequency of

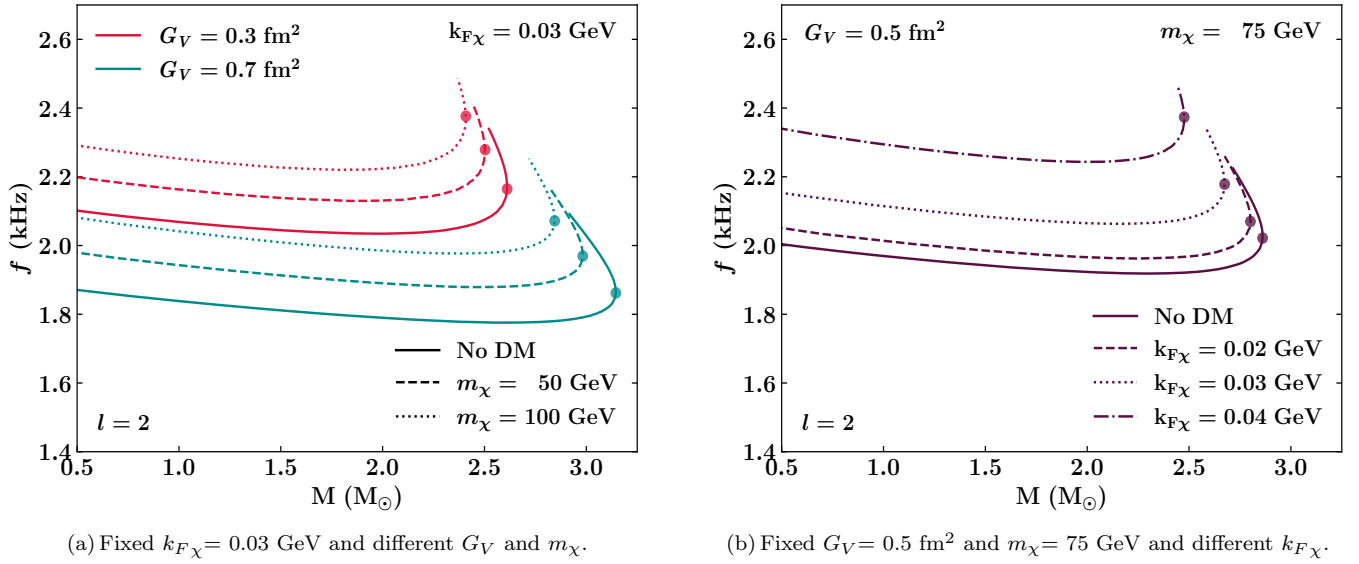


FIG. 5. Variation of f -mode frequency with mass of dark matter admixed strange quark star (DMSQS).

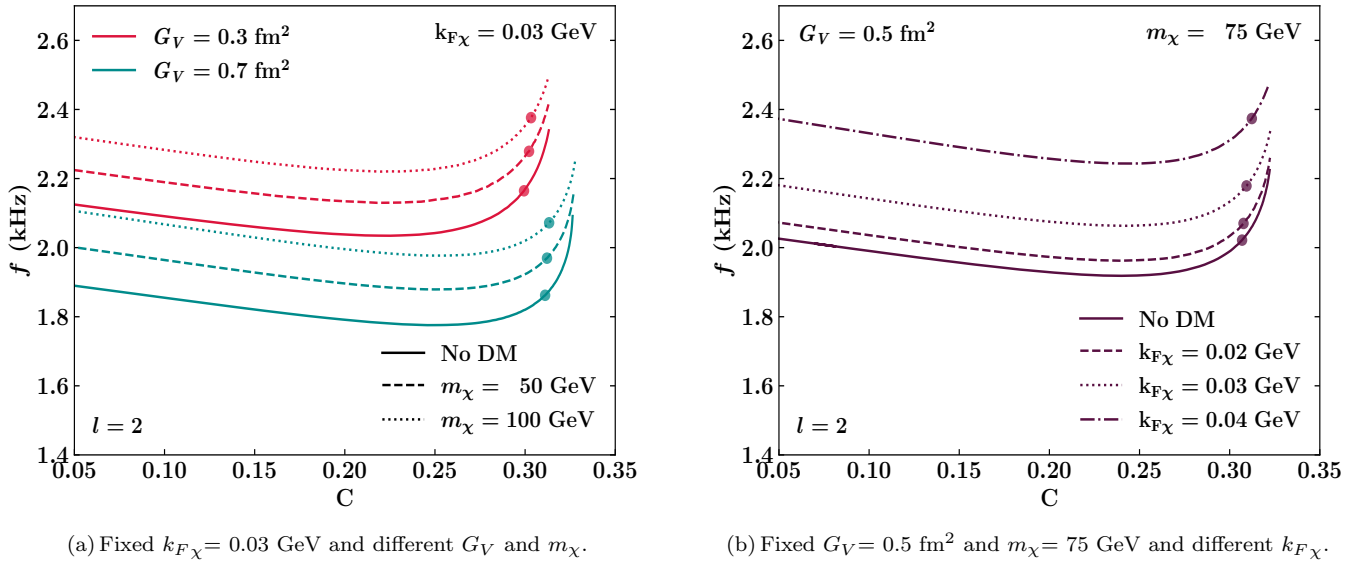


FIG. 6. Variation of f -mode frequency with compactness of DMSQS.

QSSs. For example, a $1.4 M_\odot$ SQS with $G_V = 0.3$ fm 2 has f -mode oscillation frequency as high as 2.05 kHz compared to that with $G_V = 0.7$ fm 2 having $f = 1.81$ kHz. In the presence of DM, lighter fermionic DM yields more massive DMSQSs with lower value of f -mode oscillation frequency. For example, with $G_V = 0.7$ fm 2 , the $1.4 M_\odot$ DMSQS produced for $m_\chi = 50$ GeV oscillates with frequency $f = 1.92$ kHz but $m_\chi = 100$ GeV yields a $1.4 M_\odot$ DMSQS with oscillation frequency $f = 2.02$ kHz. Next, in Fig. 5(b), we plot the f -mode oscillations of DMSQSs by fixing $G_V = 0.5$ fm 2 and $m_\chi = 75$ GeV, for different values of $k_{F\chi} = 0.02, 0.03$ and 0.04 GeV. We observe that the f -mode spectra are more sensitive to the variations in $k_{F\chi}$, compared to the changes in m_χ values. It can be seen that, larger values of $k_{F\chi}$ results in overall increment in f -mode oscillations, compared to the no-DM case. For a $1.4 M_\odot$ DMSQS, with $k_{F\chi} = 0.02$ (0.04) GeV, we have $f_{1.4} = 1.99$ (2.09) kHz.

We now study the explicit dependence of f -mode frequency of DMSQSs on the compactness of the star in Fig. 6. As we have already seen that the presence of DM largely affects the compactness of the SQSSs (Fig. 4), it is expected that this will be reflected in f -modes. For any fixed value of C , the f -mode frequency is found to be higher for lower coupling constant G_V and for higher mass values of fermionic DM χ (see Fig. 6(a)). Similar to m_χ , an increment

in $k_{F\chi}$ results in a more sensitive enhancement of f -modes as shown in Fig. 6(b). Here, we conclude that, highly compact DMSQSs, having massive DM (Fig. 6(a)) or high DM content in terms of high $k_{F\chi}$ (Fig. 6(b)), oscillate faster with higher values of f -mode oscillation frequency.

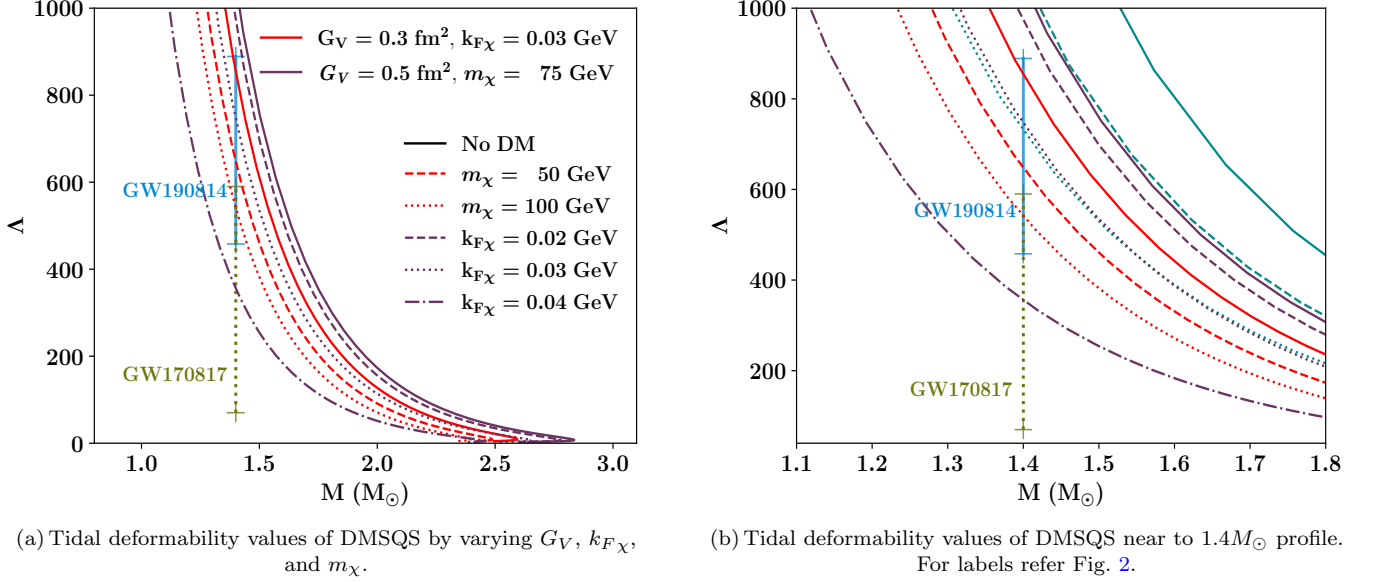


FIG. 7. Variation of tidal deformability with mass of DMSQS. The constraints on $\Lambda_{1.4}$ from GW170817 [5] and GW190814 [115] are also shown.

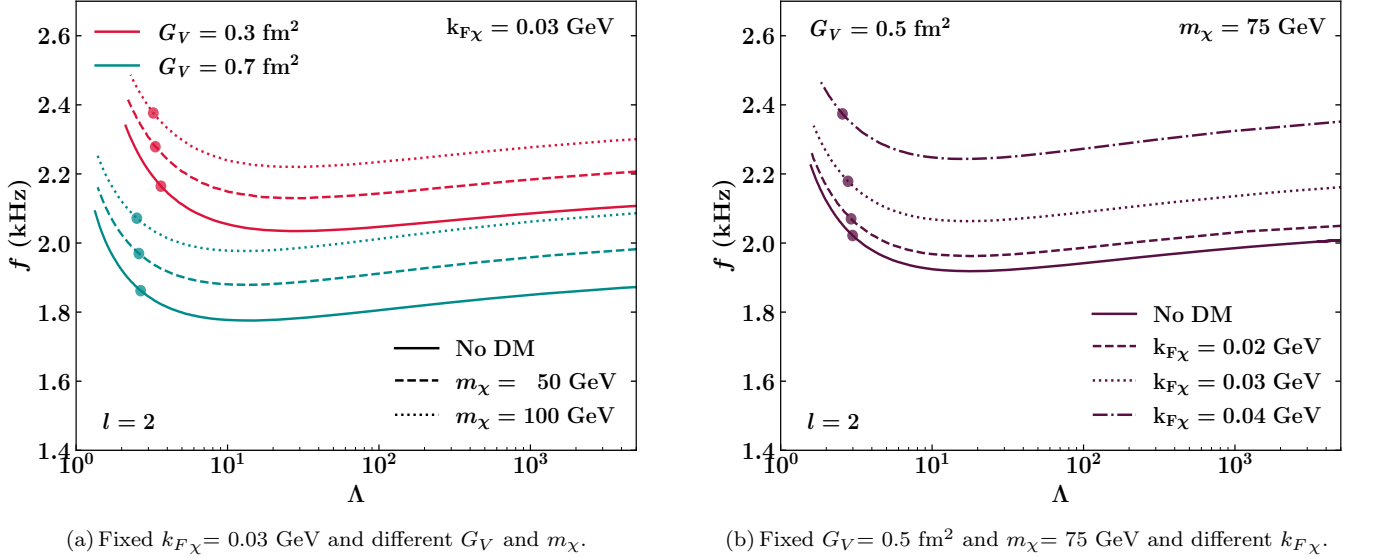


FIG. 8. Variation of f -mode frequency with tidal deformability of dark matter admixed strange quark star (DMSQS).

We plot the tidal deformability Λ as a function of stellar mass by varying G_V , m_χ , and $k_{F\chi}$ values in Fig. 7(a). We find that the value of Λ decreases with an increase in stellar mass till it attains the maximum mass. Also, in Fig. 7(b), we show the tidal deformability values close to $1.4M_\odot$ ($\Lambda_{1.4}$) star along with the constraints given by GW170817 and GW190814. We have included all the parameterizations of DMSQSs discussed in this work and it follows the labels given in Fig. 2. We find that the constraint on $\Lambda_{1.4}$ from GW170817 is satisfied with $m_\chi=100 \text{ GeV}$ and $G_V=0.3 \text{ fm}^2$. For the no-DM case as well as the DMSQSs with $m_\chi=50 \text{ GeV}$, this constraint is not at all satisfied for any values of G_V because we obtain very massive DMSQS configurations whose tidal deformability is also very high, thereby

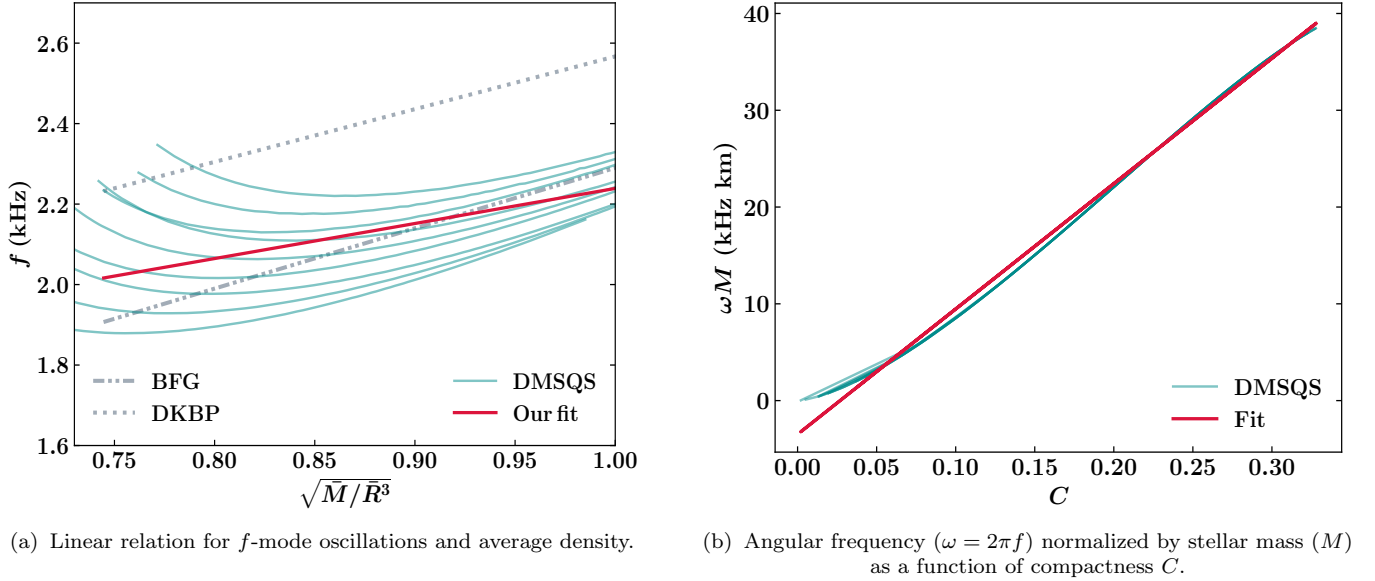


FIG. 9. (a) Variation of f -mode frequency with average density $\bar{\rho} = \sqrt{M/R^3}$ of DMSQSs. The solid red line shows the linear fit obtained for different parameterizations of DMSQSs used in this work. We also plot the linear fit obtained by Das et al. [105] denoted by (DKBP) and that obtained in Benhar et al. [116] represented with (BFG), for comparison. (b) Variation of angular frequency ω normalised by stellar mass M with compactness C . The solid red line represents the universal relation obtained for DMSQSs.

violating this constraint. However, the constraint from GW190814 on $\Lambda_{1.4}$ is comparatively better satisfied for the parameters considered for DMSQSs in this work. In Fig. 7(a), we find that this constraint is well satisfied by both SQS and DMSQSs for $G_V=0.3 \text{ fm}^2$. However, if there is strong repulsion among the quarks via high vector quark coupling strength then we require the presence of DM, rather massive DM to satisfy this constraint. The combined effect of the strong interaction between the quarks balanced by the feeble SQM-DM interaction helps to reduce the mass, radius and hence the tidal deformability of the DMSQSs, thereby helping to satisfy the constraint from GW190814 on $\Lambda_{1.4}$. We also study the relation between tidal deformability and mass of the SQSs for the variation of $k_{F\chi}$ for fixed G_V and m_χ . We notice that in order to satisfy the constraints on $\Lambda_{1.4}$ from GW190814, high content of DM is necessary by the SQSs. Moderately massive ($m_\chi = 75 \text{ GeV}$) DM of Fermi momentum as high as $k_{F\chi} = 0.04 \text{ GeV}$ is also capable of satisfying the constraint from GW170817 on $\Lambda_{1.4}$. However, we have seen from Fig. 3(a) that this combination of $(G_V, m_\chi, k_{F\chi}) = (0.5 \text{ fm}^2, 75 \text{ GeV}, 0.04 \text{ GeV})$ do not satisfy the NICER data for PSR J0030+0451. So an intermediate value of $k_{F\chi}$ between 0.03 and 0.04 GeV may satisfy both the constraints from the NICER data for PSR J0030+0451 as well as that on $\Lambda_{1.4}$ from GW170817.

Further, in Fig. 8, we analyse the variation of the f -mode frequency of the DMSQSs with respect to its tidal deformability (Λ). We observe that, the mode frequencies slightly decrease with decrement in Λ and it only begins to increase towards the Λ corresponding to maximum mass of the star. We plot the f -modes for fixed $k_{F\chi}$ and different G_V, m_χ in Fig. 8(a). As shown in Figs. 5(a) and 6(a), the f -mode frequencies decrease for high values of G_V ; while for a fixed G_V , the frequencies increase with increment in m_χ . In Fig. 8(b), we plot the f -modes as a function of Λ for fixed G_V, m_χ and by varying $k_{F\chi}$. As observed in Figs. 5(b) and 6(b), f -mode oscillations are sensitive to variation in $k_{F\chi}$ and large values of $k_{F\chi}$ results in higher values of frequencies.

Finally, for different parameterizations of DMSQSs, we obtain a linear (empirical) relation between the f -mode frequency and the average density $\bar{\rho} = \sqrt{M/R^3}$, where $\bar{M} = M/(1.4 M_\odot)$ and $\bar{R} = R/(10 \text{ km})$. The empirical formula of the form, $f = a + b\bar{\rho}$ was first obtained by Andersson and Kokkotas [117] and by knowing the values of f -mode frequencies, we can calculate the mass and radius of the star. This could therefore help in constraining the EoS more closely [117]. For our EoSs, we obtain the values of a and b as 1.367 kHz and 0.87 kHz respectively. In Fig. 9(a), we plot the relation obtained for DMSQSs along with the empirical relations from relevant earlier works for stellar models with dark matter admixed hyperon stars (DKBP) [105] and hybrid stars (BFG) [116]. We find that our fit relation differ considerably from the already existing relations from DKBP and BFG. However, our fit is found to be more close to the fit for hybrid stars denoted by BFG. Further, we also obtain the correlation between the angular frequency scaled by mass (ωM) and the compactness (C) of the DMSQSs. In Ref. [118], Wen et al. found

that the variation of ωM as a function of C is universal for f -modes. Similarly, in Fig. 9(b), we fit the mass scaled ω with C for different parameterizations of DMSQSs. The universal relation was found to take the form ωM (kHz km) = $129.50 (M/R) - 3.48$, where the coefficients are obtained after performing a linear fit. In order to obtain these correlations we varied the values of G_V from 0.3 to 0.7 GeV and m_χ from 50 to 100 GeV.

IV. SUMMARY AND CONCLUSION

In the present work, we have investigated the non-radial $l = 2$ f -mode oscillations of strange quark stars (SQSs) admixed with dark matter (DM). For our analysis, we have considered the presence of DM in SQSs, with the interaction between the fermionic DM χ and SQM ψ_f being mediated by the dark mediator ξ . We note that, to the best of our knowledge, this is the first time the non-radial f -mode spectra of DMSQSs have been studied.

Firstly, we looked into the structural properties of DMSQSs. The EoS of DMSQSs softens with both massive and higher population of fermionic DM and as a result, we obtain massive DMSQS configurations with larger radius for lower values of m_χ and $k_{F\chi}$. This is because the presence of DM makes the star more compact and this compactness is further individually enhanced by heavier and dense population of fermionic DM. Overall, very compact and massive DMSQS configurations, that not only satisfy the constraints from PSR J0740+6620 on the mass-radius relation of compact stars but also the mass of the secondary component of GW190814, are achieved. Many of the DMSQS configurations also satisfy the various recent observational and astrophysical constraints from GW170817, the NICER experiment for PSR J0030+0451, and HESS J1731-347.

The prominent non-radial f -mode frequencies of the DMSQSs are calculated by considering the general relativistic Cowling approximation. By obtaining the f -modes as a function of stellar mass, compactness and tidal deformability, we have studied in detail how the presence of DM and its interaction with SQM affect the f -mode spectra. We have found that the f -mode frequencies of DMSQSs, which are largely populated with massive DM fermions, are higher compared to that of the no-DM scenario (SQSs). We also obtained that the fundamental f -mode oscillations are more sensitive to the variations in Fermi momentum of DM $k_{F\chi}$, than to the changes in its mass m_χ . Thus the presence and interaction of DM with SQM has profound impact on the structural and oscillation properties of the DMSQSs. We conclude that the presence of massive DM of higher density resulted in comparatively less massive, but very compact DMSQSs with larger f -mode oscillation frequencies. An empirical relation between the f -modes and the average density $\bar{\rho} = \sqrt{M/R^3}$ was also determined and we found that the linear fit for DMSQSs differ significantly from the earlier works. We also estimated relations between the mass-scaled angular frequency ωM with the compactness C . It was observed that ωM varies universally with C for DMSQSs.

ACKNOWLEDGEMENTS

L.J.N. acknowledges the Department of Science and Technology, Government of India for the INSPIRE Fellowship. Work of DS is supported by the NRF research Grants (No. 2018R1A5A1025563). Work of AG is supported by the National Research Foundation of Korea, grant funded by Korea Government (MSIT) (RS-2024-00356960).

-
- [1] D. Sen and A. Guha, *Mon. Not. Roy. Astron. Soc.* **517**, 518 (2022), arXiv:2209.09021 [hep-ph].
 - [2] E. Fonseca et al., *Astrophys. J. Lett.* **915**, L12 (2021), arXiv:2104.00880 [astro-ph.HE].
 - [3] M. C. Miller et al., *Astrophys. J. Lett.* **918**, L28 (2021), arXiv:2105.06979 [astro-ph.HE].
 - [4] T. E. Riley et al., *Astrophys. J. Lett.* **918**, L27 (2021), arXiv:2105.06980 [astro-ph.HE].
 - [5] B. P. Abbott et al. (LIGO Scientific, Virgo), *Phys. Rev. Lett.* **121**, 161101 (2018), arXiv:1805.11581 [gr-qc].
 - [6] T. E. Riley et al., *Astrophys. J. Lett.* **887**, L21 (2019), arXiv:1912.05702 [astro-ph.HE].
 - [7] M. C. Miller et al., *Astrophys. J. Lett.* **887**, L24 (2019), arXiv:1912.05705 [astro-ph.HE].
 - [8] V. Doroshenko, V. Suleimanov, G. Pühlhofer, and A. Santangelo, *Nature Astron* **6**, 1441 (2022).
 - [9] A. V. Olinto, *Phys. Lett. B* **192**, 71 (1987).
 - [10] A. R. Bodmer, *Phys. Rev. D* **4**, 1601 (1971).
 - [11] S. A. Chin and A. K. Kerman, *Phys. Rev. Lett.* **43**, 1292 (1979).
 - [12] E. Witten, *Phys. Rev. D* **30**, 272 (1984).
 - [13] E. Farhi and R. L. Jaffe, *Phys. Rev. D* **30**, 2379 (1984).
 - [14] A. Chodos, R. L. Jaffe, K. Johnson, C. B. Thorn, and V. F. Weisskopf, *Phys. Rev. D* **9**, 3471 (1974).
 - [15] T. Klähn and T. Fischer, *Astrophys. J.* **810**, 134 (2015), arXiv:1503.07442 [nucl-th].
 - [16] M. Cierniak, T. Fischer, N.-U. Bastian, T. Klähn, and M. Salinas, *Universe* **5**, 186 (2019), arXiv:1908.09534 [astro-ph.HE].

- [17] R. O. Gomes, V. Dexheimer, S. Han, and S. Schramm, *Mon. Not. Roy. Astron. Soc.* **485**, 4873 (2019), arXiv:1810.07046 [nucl-th].
- [18] B. Franzon, R. O. Gomes, and S. Schramm, *Mon. Not. Roy. Astron. Soc.* **463**, 571 (2016), arXiv:1608.02845 [astro-ph.HE].
- [19] W. Wei, B. Irving, T. Klöhn, and P. Jaikumar, *Astrophys. J.* **887**, 151 (2019), arXiv:1811.09441 [nucl-th].
- [20] L. L. Lopes, C. Biesdorf, and D. e. P. Menezes, *Phys. Scripta* **96**, 065303 (2021), arXiv:2005.13136 [hep-ph].
- [21] A. Kumar, V. B. Thapa, and M. Sinha, *Mon. Not. Roy. Astron. Soc.* **513**, 3788 (2022), arXiv:2204.11034 [astro-ph.HE].
- [22] J. R. Torres and D. P. Menezes, *EPL* **101**, 42003 (2013), arXiv:1210.2350 [nucl-th].
- [23] P. A. R. Ade et al. (Planck), *Astron. Astrophys.* **594**, A13 (2016), arXiv:1502.01589 [astro-ph.CO].
- [24] G. Bertone, D. Hooper, and J. Silk, *Phys. Rept.* **405**, 279 (2005), arXiv:hep-ph/0404175.
- [25] N. Aghanim et al. (Planck), *Astron. Astrophys.* **641**, A6 (2020), arXiv:1807.06209 [astro-ph.CO].
- [26] J. B. Bauer, D. J. E. Marsh, R. Hložek, H. Padmanabhan, and A. Laguë, *Mon. Not. Roy. Astron. Soc.* **500**, 3162 (2020), arXiv:2003.09655 [astro-ph.CO].
- [27] M. Lisanti, in *Theoretical Advanced Study Institute in Elementary Particle Physics: New Frontiers in Fields and Strings* (2017) pp. 399–446, arXiv:1603.03797 [hep-ph].
- [28] S. Profumo, in *Theoretical Advanced Study Institute in Elementary Particle Physics: Searching for New Physics at Small and Large* (2013) pp. 143–189, arXiv:1301.0952 [hep-ph].
- [29] R. Agnese et al. (SuperCDMS), *Phys. Rev. Lett.* **121**, 051301 (2018), [Erratum: *Phys.Rev.Lett.* 122, 069901 (2019)], arXiv:1804.10697 [hep-ex].
- [30] E. Aprile et al. (XENON), *Phys. Rev. Lett.* **129**, 161805 (2022), arXiv:2207.11330 [hep-ex].
- [31] Q. Wang et al. (PandaX-II), *Chin. Phys. C* **44**, 125001 (2020), arXiv:2007.15469 [astro-ph.CO].
- [32] P. Agnes et al. (DarkSide), *Phys. Rev. Lett.* **121**, 111303 (2018), arXiv:1802.06998 [astro-ph.CO].
- [33] M. Crisler, R. Essig, J. Estrada, G. Fernandez, J. Tiffenberg, M. Sofio haro, T. Volansky, and T.-T. Yu (SENSEI), *Phys. Rev. Lett.* **121**, 061803 (2018), arXiv:1804.00088 [hep-ex].
- [34] J. Aalbers et al. (LZ), *Phys. Rev. Lett.* **131**, 041002 (2023), arXiv:2207.03764 [hep-ex].
- [35] W. B. Atwood et al. (Fermi-LAT), *Astrophys. J.* **697**, 1071 (2009), arXiv:0902.1089 [astro-ph.IM].
- [36] M. G. Aartsen et al. (IceCube), *Phys. Rev. Lett.* **113**, 101101 (2014), arXiv:1405.5303 [astro-ph.HE].
- [37] O. Adriani et al. (PAMELA), *Nature* **458**, 607 (2009), arXiv:0810.4995 [astro-ph].
- [38] O. Adriani et al. (PAMELA), *Phys. Rev. Lett.* **111**, 081102 (2013), arXiv:1308.0133 [astro-ph.HE].
- [39] L. Accardo et al. (AMS), *Phys. Rev. Lett.* **113**, 121101 (2014).
- [40] M. Boudaud, J. Lavalle, and P. Salati, *Phys. Rev. Lett.* **119**, 021103 (2017), arXiv:1612.07698 [astro-ph.HE].
- [41] O. Adriani et al. (CALET), *Phys. Rev. Lett.* **119**, 181101 (2017), arXiv:1712.01711 [astro-ph.HE].
- [42] O. Adriani et al., *Phys. Rev. Lett.* **120**, 261102 (2018), arXiv:1806.09728 [astro-ph.HE].
- [43] M. Tanabashi et al. (Particle Data Group), *Phys. Rev. D* **98**, 030001 (2018).
- [44] M. Bauer and T. Plehn, *Yet Another Introduction to Dark Matter: The Particle Physics Approach*, Lecture Notes in Physics, Vol. 959 (Springer, 2019) arXiv:1705.01987 [hep-ph].
- [45] M. Cannoni, *Eur. Phys. J. C* **76**, 137 (2016), arXiv:1506.07475 [hep-ph].
- [46] C. L. Bennett et al. (WMAP), *Astrophys. J. Suppl.* **208**, 20 (2013), arXiv:1212.5225 [astro-ph.CO].
- [47] M. Baryakhtar, J. Bramante, S. W. Li, T. Linden, and N. Raj, *Phys. Rev. Lett.* **119**, 131801 (2017), arXiv:1704.01577 [hep-ph].
- [48] A. Joglekar, N. Raj, P. Tanedo, and H.-B. Yu, *Phys. Lett. B* **809**, 135767 (2020), arXiv:1911.13293 [hep-ph].
- [49] N. F. Bell, G. Busoni, and S. Robles, *JCAP* **06**, 054 (2019), arXiv:1904.09803 [hep-ph].
- [50] A. Joglekar, N. Raj, P. Tanedo, and H.-B. Yu, *Phys. Rev. D* **102**, 123002 (2020), arXiv:2004.09539 [hep-ph].
- [51] J. Bramante and N. Raj, *Phys. Rept.* **1052**, 1 (2024), arXiv:2307.14435 [hep-ph].
- [52] W. Husain, T. F. Motta, and A. W. Thomas, *JCAP* **10**, 028 (2022), arXiv:2203.02758 [hep-ph].
- [53] W. Husain and A. W. Thomas, *J. Phys. G* **50**, 015202 (2023), arXiv:2206.11262 [hep-ph].
- [54] W. Husain, D. Sengupta, and A. W. Thomas, *Universe* **9**, 307 (2023), arXiv:2306.07509 [hep-ph].
- [55] D. Zhou, *Universe* **9**, 484 (2023).
- [56] A. Nelson, S. Reddy, and D. Zhou, *JCAP* **07**, 012 (2019), arXiv:1803.03266 [hep-ph].
- [57] G. Panotopoulos and I. Lopes, *Phys. Rev. D* **96**, 083004 (2017), arXiv:1709.06312 [hep-ph].
- [58] A. Guha and D. Sen, *JCAP* **09**, 027 (2021), arXiv:2106.10353 [hep-ph].
- [59] D. Sen and A. Guha, *Mon. Not. Roy. Astron. Soc.* **504**, 3354 (2021), arXiv:2104.06141 [hep-ph].
- [60] A. Guha and D. Sen, *Phys. Rev. D* **109**, 043038 (2024), arXiv:2401.14419 [astro-ph.HE].
- [61] S. H. Yang and C. M. Pi, (2024), arXiv:2402.14262 [astro-ph.HE].
- [62] Z. Rezaei, *Mon. Not. Roy. Astron. Soc.* **524**, 2015 (2023), arXiv:2306.17665 [astro-ph.HE].
- [63] G. Panotopoulos and I. Lopes, *Phys. Rev. D* **96**, 083013 (2017), arXiv:1709.06643 [gr-qc].
- [64] H. Zheng and L.-W. Chen, *Astrophys. J.* **831**, 127 (2016), arXiv:1603.07518 [nucl-th].
- [65] P. Mukhopadhyay and J. Schaffner-Bielich, *Phys. Rev. D* **93**, 083009 (2016), arXiv:1511.00238 [astro-ph.HE].
- [66] J. C. Jiménez and E. S. Fraga, *Universe* **8**, 34 (2022), arXiv:2111.00091 [hep-ph].
- [67] S.-H. Yang, C.-M. Pi, and X.-P. Zheng, *Phys. Rev. D* **104**, 083016 (2021), arXiv:2103.05159 [astro-ph.HE].
- [68] P. Mafa Takisa, L. L. Leeuw, and S. D. Maharaj, *Astrophys. Space Sci.* **365**, 164 (2020).
- [69] G. Panotopoulos and I. Lopes, *Phys. Rev. D* **98**, 083001 (2018).
- [70] G. Panotopoulos and I. Lopes, *Int. J. Mod. Phys. D* **27**, 1850093 (2018), arXiv:1804.05023 [gr-qc].
- [71] M. Cassing, A. Brisebois, M. Azeem, and J. Schaffner-Bielich, *Astrophys. J.* **944**, 130 (2023), arXiv:2210.13697 [gr-qc].
- [72] O. Ferreira and E. S. Fraga, *JCAP* **04**, 012 (2023), arXiv:2209.10959 [hep-ph].

- [73] S. W. Randall, M. Markevitch, D. Clowe, A. H. Gonzalez, and M. Bradac, *Astrophys. J.* **679**, 1173 (2008), arXiv:0704.0261 [astro-ph].
- [74] A. Robertson, R. Massey, and V. Eke, *Mon. Not. Roy. Astron. Soc.* **465**, 569 (2017), arXiv:1605.04307 [astro-ph.CO].
- [75] S. Tulin, H.-B. Yu, and K. M. Zurek, *Phys. Rev. D* **87**, 115007 (2013), arXiv:1302.3898 [hep-ph].
- [76] S. Tulin and H.-B. Yu, *Phys. Rept.* **730**, 1 (2018), arXiv:1705.02358 [hep-ph].
- [77] T. Hambye and L. Vanderheyden, *JCAP* **05**, 001 (2020), arXiv:1912.11708 [hep-ph].
- [78] G. Belanger, F. Boudjema, A. Pukhov, and A. Semenov, *Comput. Phys. Commun.* **185**, 960 (2014), arXiv:1305.0237 [hep-ph].
- [79] P. Gondolo and G. Gelmini, *Nucl. Phys. B* **360**, 145 (1991).
- [80] A. Guha, P. S. B. Dev, and P. K. Das, *JCAP* **02**, 032 (2019), arXiv:1810.00399 [hep-ph].
- [81] B. P. Abbott et al. (LIGO Scientific, Virgo), *Phys. Rev. Lett.* **116**, 061102 (2016), arXiv:1602.03837 [gr-qc].
- [82] G. Agazie et al. (NANOGrav), *Astrophys. J. Lett.* **951**, L8 (2023), arXiv:2306.16213 [astro-ph.HE].
- [83] J. Antoniadis et al. (EPTA, InPTA:), *Astron. Astrophys.* **678**, A50 (2023), arXiv:2306.16214 [astro-ph.HE].
- [84] D. J. Reardon et al., *Astrophys. J. Lett.* **951**, L6 (2023), arXiv:2306.16215 [astro-ph.HE].
- [85] H. Xu et al., *Res. Astron. Astrophys.* **23**, 075024 (2023), arXiv:2306.16216 [astro-ph.HE].
- [86] B. P. Abbott et al. (LIGO Scientific, Virgo), *Phys. Rev. Lett.* **119**, 161101 (2017), arXiv:1710.05832 [gr-qc].
- [87] K. D. Kokkotas and B. G. Schmidt, *Living Rev. Rel.* **2**, 2 (1999), arXiv:gr-qc/9909058.
- [88] L. Lindblom and B. J. Owen, *Phys. Rev. D* **65**, 063006 (2002).
- [89] T. K. Jha, H. Mishra, and V. Sreekanth, *Phys. Rev. C* **82**, 025803 (2010), arXiv:1002.4253 [hep-ph].
- [90] C. V. Flores and G. Lugones, *Class. Quant. Grav.* **31**, 155002 (2014), arXiv:1310.0554 [astro-ph.HE].
- [91] N. Andersson and P. Pnigouras, *Mon. Not. Roy. Astron. Soc.* **489**, 4043 (2019), arXiv:1905.00010 [gr-qc].
- [92] O. P. Jyothilakshmi, P. E. S. Krishnan, P. Thakur, V. Sreekanth, and T. K. Jha, *Mon. Not. Roy. Astron. Soc.* **516**, 3381 (2022), arXiv:2208.14436 [astro-ph.HE].
- [93] T. Zhao and J. M. Lattimer, *Phys. Rev. D* **106**, 123002 (2022), arXiv:2204.03037 [astro-ph.HE].
- [94] A. Kumar, P. Thakur, and M. Sinha, *Mon. Not. Roy. Astron. Soc.* **530**, 501 (2024), arXiv:2404.01252 [astro-ph.HE].
- [95] K. S. Thorne and A. Campolattaro, “Non-Radial Pulsation of General-Relativistic Stellar Models. I. Analytic Analysis for $L_{\ell=2}$,” (1967).
- [96] L. Lindblom and S. L. Detweiler, *Astrophys. J. Suppl.* **53**, 73 (1983).
- [97] T. G. Cowling, *Mon. Not. Roy. Astron. Soc.* **101**, 367 (1941).
- [98] H. Sotani, N. Yasutake, T. Maruyama, and T. Tatsumi, *Phys. Rev. D* **83**, 024014 (2011), arXiv:1012.4042 [astro-ph.HE].
- [99] I. F. Ranea-Sandoval, O. M. Guilera, M. Mariani, and M. G. Orsaria, *JCAP* **12**, 031 (2018), arXiv:1807.02166 [astro-ph.HE].
- [100] C. Vásquez Flores, A. Parisi, C.-S. Chen, and G. Lugones, *JCAP* **06**, 051 (2019), arXiv:1901.07157 [hep-ph].
- [101] B. K. Pradhan, D. Chatterjee, M. Lanoye, and P. Jaikumar, *Phys. Rev. C* **106**, 015805 (2022), arXiv:2203.03141 [astro-ph.HE].
- [102] P. J. Kalita, P. Routaray, S. Ghosh, B. Kumar, and B. K. Agrawal, *JCAP* **04**, 065 (2024), arXiv:2308.09008 [nucl-th].
- [103] C. Zhang, Y. Luo, H.-b. Li, L. Shao, and R. Xu, *Phys. Rev. D* **109**, 063020 (2024), arXiv:2306.08234 [astro-ph.HE].
- [104] O. P. Jyothilakshmi, L. J. Naik, and V. Sreekanth, *Eur. Phys. J. C* **84**, 427 (2024), arXiv:2403.00711 [gr-qc].
- [105] H. C. Das, A. Kumar, S. K. Biswal, and S. K. Patra, *Phys. Rev. D* **104**, 123006 (2021), arXiv:2109.01851 [nucl-th].
- [106] B. Hong, Z. Ren, C. Wu, and X. Mu, *Class. Quant. Grav.* **40**, 125007 (2023), arXiv:2305.14101 [nucl-th].
- [107] S. Shirke, B. K. Pradhan, D. Chatterjee, L. Sagunski, and J. Schaffner-Bielich, (2024), arXiv:2403.18740 [gr-qc].
- [108] D. Sen and A. Guha, (2024), arXiv:2409.18890 [hep-ph].
- [109] Y. Zhen, T.-T. Sun, J.-B. Wei, Z.-Y. Zheng, and H. Chen, *Symmetry* **16** (2024), 10.3390/sym16070807.
- [110] N. K. Glendenning, *Compact stars: Nuclear physics, particle physics, and general relativity* (Springer-Verlag, New York, 2000).
- [111] R. C. Tolman, *Phys. Rev.* **55**, 364 (1939).
- [112] J. R. Oppenheimer and G. M. Volkoff, *Phys. Rev.* **55**, 374 (1939).
- [113] T. Hinderer, *Astrophys. J.* **677**, 1216 (2008), arXiv:0711.2420 [astro-ph].
- [114] T. Hinderer, B. D. Lackey, R. N. Lang, and J. S. Read, *Phys. Rev. D* **81**, 123016 (2010), arXiv:0911.3535 [astro-ph.HE].
- [115] R. Abbott et al. (LIGO Scientific, Virgo), *Astrophys. J. Lett.* **896**, L44 (2020), arXiv:2006.12611 [astro-ph.HE].
- [116] O. Benhar, V. Ferrari, and L. Gualtieri, *Phys. Rev. D* **70**, 124015 (2004), arXiv:astro-ph/0407529.
- [117] N. Andersson and K. D. Kokkotas, *Phys. Rev. Lett.* **77**, 4134 (1996), arXiv:gr-qc/9610035.
- [118] D.-H. Wen, B.-A. Li, H.-Y. Chen, and N.-B. Zhang, *Phys. Rev. C* **99**, 045806 (2019), arXiv:1901.03779 [gr-qc].