

---

# Chemical Language Model Linker: blending text and molecules with modular adapters

---

**Yifan Deng**

Department of Computer Sciences, University of Wisconsin-Madison  
Morgridge Institute for Research  
yifand@cs.wisc.edu

**Spencer S. Ericksen**

Drug Development Core, Small Molecule Screening Facility,  
University of Wisconsin Carbone Cancer Center, University of Wisconsin-Madison  
ssericksen@wisc.edu

**Anthony Gitter**

Department of Biostatistics and Medical Informatics, University of Wisconsin-Madison  
Department of Computer Sciences, University of Wisconsin-Madison  
Morgridge Institute for Research  
gitter@biostat.wisc.edu

## Abstract

The development of large language models and multi-modal models has enabled the appealing idea of generating novel molecules from text descriptions. Generative modeling would shift the paradigm from relying on large-scale chemical screening to find molecules with desired properties to directly generating those molecules. However, multi-modal models combining text and molecules are often trained from scratch, without leveraging existing high-quality pretrained models. That approach consumes more computational resources and prohibits model scaling. In contrast, we propose a lightweight adapter-based strategy named **Chemical Language Model Linker** (ChemLML). ChemLML blends the two single domain models and obtains conditional molecular generation from text descriptions while still operating in the specialized embedding spaces of the molecular domain. ChemLML can tailor diverse pretrained text models for molecule generation by training relatively few adapter parameters. We find that the choice of molecular representation used within ChemLML, SMILES versus SELFIES, has a strong influence on conditional molecular generation performance. SMILES is often preferable despite not guaranteeing valid molecules. We raise issues in using the large PubChem dataset of molecules and their associated descriptions for evaluating molecule generation and provide a filtered version of the dataset as a generation test set. To demonstrate how ChemLML could be used in practice, we generate candidate protein inhibitors and use docking to assess their quality.

## 1 Introduction

Machine learning methods have emerged as powerful tools in biology and chemistry [Ching et al., 2018]. These methods have been applied extensively across a range of small molecule and protein problems, from molecular property prediction [Gilmer et al., 2017] and molecule interaction pre-

diction [Deng et al., 2020] to protein structure prediction [Krishna et al., 2024] and inverse folding design [Zheng et al., 2023].

Generative machine learning models are a particularly attractive area of research as an alternative to traditional experimental and computational chemical screening. Directly generating molecules with desired properties can avoid performing high-throughput chemical screens and large-scale virtual screens on molecule databases [Alnammi et al., 2023]. By learning the underlying chemical patterns and structures from vast datasets, generative models such as generative adversarial networks [Kadurin et al., 2017], variational autoencoders [Jin et al., 2018], and autoregressive models [Bagal et al., 2021] have enabled the automated design of molecules with desired properties. Recent efforts in generative chemical modeling include controllable cross-modality generation. These methods include contrastive learning, multi-task training, and finetuning of large language models (LLMs).

LLMs have dramatically reshaped the landscape of natural language processing (NLP), demonstrating remarkable capabilities in generating coherent and contextually appropriate text across diverse domains. Built on transformer architectures and trained on broad corpora, LLMs achieve a nuanced representation of language patterns, syntax, and semantics. This advanced representation enables them to perform a wide array of tasks, from simple text completion to complex question answering and summarizing. A critical aspect of their development has been the observed scaling laws [Kaplan et al., 2020], which suggest that the performance of these models improves predictably with an increase in model size and data volume. With LLMs’ achievements across different domains, researchers are increasingly exploring their potential to address challenges in the fields of biology and chemistry [Zhang et al., 2024].

Although general purpose LLMs show some capability to operate with molecules, it is limited [Christofidellis et al., 2023, Microsoft Research AI4Science and Microsoft Azure Quantum, 2023, Mirza et al., 2024]. A natural question is how to construct a multi-modal model that operates on natural language and chemicals. Previous strategies include aligning the embedding spaces between text and molecules through contrastive learning, T5-based [Raffel et al., 2020] text-to-molecule translation, training a single model on multiple molecule-related tasks, and finetuning LLMs on molecule-specific corpora. However, all these methods have varying limitations. The T5 model requires additional pretraining and cannot apply previously pretrained models on related areas. Most notably, prior work typically combines a single natural language model with a single molecular model without exploring the interactions between models and molecular representations.

To address these issues, we introduce a flexible approach for merging arbitrary text-based language models with molecule generators named **Chemical Language Model Linker** (ChemLML). A chemical linker is a molecular structure that connects two or more molecules or functional groups via stable chemical bonds, widely used in drug development (for example, proteolysis targeting chimeras [Sakamoto et al., 2001] and fragment-based drug design [Grenier et al., 2023]), biomolecular research, and material science. We borrow the idea of “linker”, and our “linker” metaphorically connects natural and molecular languages through adapters instead of linking different molecules or functional groups. Despite the name, ChemLML is not specifically designed to generate linker molecules [Imrie et al., 2020, Guan et al., 2023, Igashov et al., 2024]. ChemLML makes full use of pretrained models for text and molecules, which can greatly reduce the training time. The main contributions are:

1. We present ChemLML, which requires significantly fewer trainable parameters compared to models of the same scale for text-guided molecule design tasks, achieving strong performance by training adapters only.
2. ChemLML can flexibly combine multiple types of pretrained text and molecule architectures.
3. Our case study suggests that ChemLML may be able to generate candidate inhibitors of protein targets from text descriptions alone based on its docking performance.

## 2 Related Work

**Contrastive learning** Contrastive learning has emerged as a powerful technique for learning rich, meaningful representations in multiple domains. SimCLR [Chen et al., 2020] performs contrastive learning between different augmented views of the same image to learn visual representations. MolCLR [Wang et al., 2022] extends a similar method to graph neural networks on molecule graphs. CLIP [Radford et al., 2021] introduces a novel approach to contrastive learning that unifies language

and vision modalities. The model is trained to predict which images are paired with which texts. MoleculeSTM [Liu et al., 2023a] trains a multi-modal molecule-text model by learning a joint representation of molecules’ chemical structures and textual descriptions via contrastive learning. MoleculeSTM is able to perform structure-text retrieval and molecule editing tasks.

**Multi-task learning** Multi-task learning is applied to molecular tasks because it enables models to leverage shared information across tasks, often improving generalization and performance by learning common patterns. The origins of some multi-modal text-and-chemical models came from NLP. For instance, MT-DNN [Liu et al., 2019] leverages the Bidirectional Encoder Representations from Transformers (BERT) [Devlin et al., 2018] architecture as a shared encoder and simultaneously learns across multiple NLP tasks. By adding task-specific layers on top of BERT, MT-DNN integrates the advantages of shared knowledge to improve generalization and performance on those tasks. The T5 model [Raffel et al., 2020] treats all NLP tasks as text-to-text problems, enabling unified, scalable multi-task learning with a single model. The model is pretrained and finetuned on diverse tasks for enhanced performance and efficiency. MolT5 [Edwards et al., 2022] uses a T5 model to perform molecule-to-text and text-to-molecule tasks at the same time. Text+ChemT5 [Christofidellis et al., 2023] further extends the number of molecule-related tasks.

**Chemical language models** Chemical language models are models that are trained on string representations of molecules [Grisoni, 2023]. They primarily fall into two categories of architectures: BERT and generative pretrained transformer (GPT). ChemBERTa [Chithrananda et al., 2020] is a specialized adaptation of the BERT model, tailored for chemistry. It is pretrained with masked language modeling and finetuned for molecule property prediction. MolGPT is a GPT model tailored for molecular generation tasks that is trained by predicting the next token. For a more comprehensive understanding of specific models, see recent reviews [Zhang et al., 2024, Liao et al., 2024, Ramos et al., 2024].

**Text-guided molecule generation** Text2Mol [Edwards et al., 2021] proposes the problem of generating molecules from their text descriptions, which is framed as a molecule retrieval task. Instead of simply retrieving the most similar molecules or text, MolT5 [Edwards et al., 2022] trains a T5 model that can perform text-guided molecule generation and molecule captioning tasks at the same time. Text+Chem T5 [Christofidellis et al., 2023] further trains a T5 model on multiple tasks related to molecules and improves the model’s capability on text-guided molecule generation. nach0 [Livne et al., 2024] is a multi-modal model also based on the T5 architecture that is pretrained on PubMed abstracts, patent descriptions, and ZINC chemicals. MoMu [Su et al., 2022] uses contrastive learning to bridge a graph-based molecule encoder and a natural language encoder to perform multiple molecular tasks. TGM-DLM [Gong et al., 2024] leverages diffusion models to address the limitations of autoregressive methods in molecule generation. MolXPT [Liu et al., 2023c] includes wrapped sentences in its pretraining dataset, which are sentences from scientific text that contain molecules that are detected and replaced with the matching SMILES string. MolFM [Luo et al., 2023] includes a knowledge graph over drugs, proteins, and diseases in its multi-modal model. AMAN [Zhao et al., 2024a] introduces a graph transformer for the molecule representation and trains using a combination of adversarial loss and a triplet loss that includes negative samples. ChemDFM [Zhao et al., 2024b] performs chemistry domain pretraining and instruction tuning on multiple molecule-related tasks with Llama2, developing an dialogue-based chemical LLM. Mol-Instruction [Fang et al., 2023a] prepares datasets for instruction tuning LLMs, which includes text-guided molecule generation instructions. MolReGPT [Li et al., 2024] uses in-context learning with ChatGPT and Llama 2. In-context learning with ChatGPT was also used to generate synthetic training data for molecule generation [Chen et al., 2024]. MoleculeSTM [Liu et al., 2023a] can perform molecule captioning, text-based molecule generation, and text-based molecule editing. A comprehensive review presents additional approaches Pei et al. [2024]. The recent Language + Molecules Workshop [Edwards et al., 2024], whose dataset includes biomedical and other chemical properties, also inspired new methods.

## 3 Methods

### 3.1 Task definition

We define the task as generating molecules based on a text description such that the molecules match the description. The text may contain information about the desired physical, functional, or chemical properties of the molecule.

### 3.2 Preliminaries

**Simplified molecular input line-entry system (SMILES)** SMILES is a notation used to represent molecules as strings [Krenn et al., 2020]. SMILES strings describe atomic composition, connectivity, and stereochemistry using simple rules. For example, the SMILES of 4-Methylphenol is Cc1ccc(O)cc1.

**Self-referencing embedded strings (SELFIES)** SELFIES is an alternative representation for molecules designed to overcome some limitations of SMILES [Krenn et al., 2020]. It ensures the generation of syntactically and semantically valid molecular structures. This is achieved through a self-referencing system that encodes rules and constraints within the string itself, making SELFIES particularly useful for applications in generative models. The SELFIES of 4-Methylphenol is [C][C][=C][C][=C][Branch1][Branch1][C][=C][Ring1][=Branch1][O]. It is much longer than the corresponding SMILES format.

### 3.3 ChemLML model architecture

**Text pretrained models** We used three pretrained text LLMs that are specialized for scientific text. SciBERT [Beltagy et al., 2019] is a lightweight model with 110M parameters. Galactica [Taylor et al., 2022] was reported to have the best performance in a chemistry-related evaluation [Mirza et al., 2024]. Due to GPU memory constraints, we only used Galactica-125M, 1.3B, and 6.7B. We also used the T5 encoder from Text+ChemT5 [Christofidellis et al., 2023].

**Molecule pretrained models** We focused on pretrained models that use SMILES or SELFIES string representations. MolGPT [Bagal et al., 2021] is a GPT model. MolGen [Fang et al., 2023b] is a BART-style model that has two stages of pretraining. During the first stage, it randomly masks some of the SELFIES tokens, encodes the corrupted SELFIES using a bidirectional model, calculates the likelihood of SELFIES string with a left-to-right autoregressive decoder, and calculates the reconstruction loss. In the second stage, it introduces the domain-agnostic molecular prefix as a domain instructor to facilitate the transfer of knowledge across diverse domains. We only use the MolGen autoregressive decoder. MolXPT [Liu et al., 2023c] is another GPT-style model, which unifies text and molecules during pretraining. It replaces the molecule name with a SMILES string. We only use the molecule decoding capability of MolXPT by feeding the start-of-molecule token at the beginning during decoding.

**Complete architecture** We use the text pretrained model as a text encoder and the molecule pretrained model as a molecule decoder. We add a chemical adapter to the last layer of the molecule decoder that takes both text and molecule embeddings as input and outputs a molecule embedding. A similar architecture was applied in the protein domain with LM-Design [Zheng et al., 2023] and ProtT3 [Liu et al., 2024]. The model architecture is shown in Fig. 1.

### 3.4 ChemLML training and inference

**Adapter module** We use a cross-attention mechanism to construct the adapter between the text embedding and molecule embedding. Let  $T = \{t_1, t_2, \dots, t_m\}$  be the set of text embeddings and  $S = \{s_1, s_2, \dots, s_n\}$  be the set of molecule token embeddings. In cross-attention, the text embedding will be projected to the same dimension as the molecule embedding, denoted as  $T' = \{t'_1, t'_2, \dots, t'_m\}$ . We can obtain the cross-attention matrix  $a$  with size  $m \times n$ . For  $i = 1, 2, \dots, m$  and  $j = 1, 2, \dots, n$ , the attention weights can be calculated as  $a_{i,j} = \frac{\exp(t_i^T s'_j)}{\sum_{k=1}^m \exp(t_i^T s'_k)}$  and the molecule embedding will be updated as  $s'_i = \sum_{j=1}^m a_{i,j} s_j$ . We input the new molecule embedding into the language model head of the molecule pretrained model. The updated embeddings still reside within the embedding space of the original pretrained molecule model. The difference is that these molecules are now aligned with the text embeddings, thereby inheriting the properties described by the text.

During the training process, we use textual descriptions as input, which are first fed into the text LLM model to obtain their embeddings. Subsequently, we use the adapter to perform the cross-attention operation between the text embeddings and molecule embeddings from the last layer of the molecule pretrained model to capture the relationship between the textual and molecular information. We adopt the teacher-forcing strategy during training, using the ground truth token as the input for next step rather than using the model’s own output from the last step.

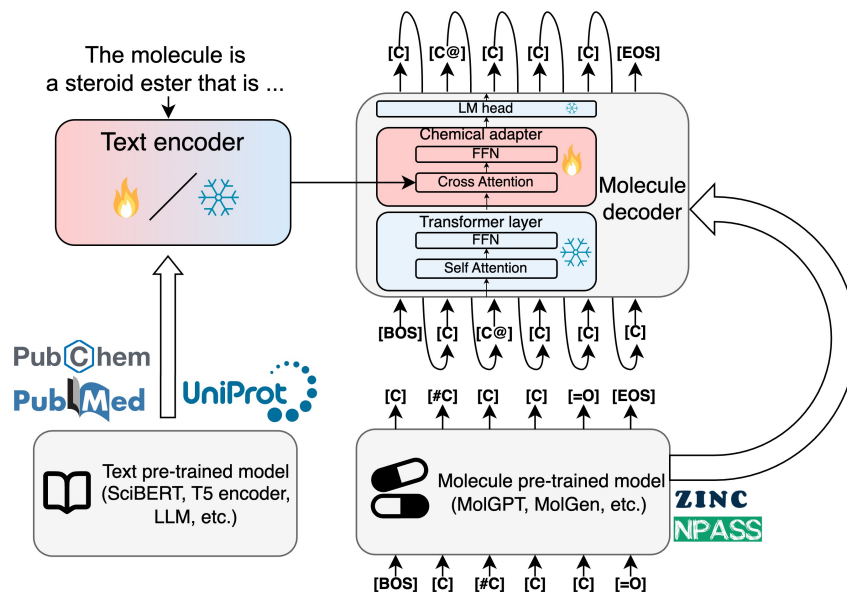


Figure 1: The ChemLML model architecture. We use a pretrained text model as the text encoder and a pretrained molecule model as the molecule decoder. A single modular chemical adapter is added to the last layer of the molecule decoder. It takes the text and molecule embeddings as input and produces a refined molecule embedding under the guidance of the text embedding. The fire and snowflake icons indicate the parameters are trainable or frozen. FFN: feed-forward network, LM: language modeling, BOS: beginning of sequence, EOS: end of sequence.

During the inference stage, we employ an autoregressive approach to generate molecules. Specifically, the model generates the molecule sequence in a step-by-step manner, where each step predicts the next sequence token based on the previously generated sequence and the text embedding. This process can be expressed as:

$$y_t \sim P(y|y_{<t}, T; \theta) \quad (1)$$

where  $y_t$  is the token generated at time step  $t$ ,  $y_{<t}$  denotes the sequence generated prior to time step  $t$ ,  $T$  is the given text embedding, and  $\theta$  represents the model parameters.

### 3.5 Metrics

We intend generated molecules to exhibit specific properties. Following the molecular similarity principle [Duran-Frigola et al., 2020], this would result in the generated molecules having structures similar to the ground truth molecules, thereby achieving a high degree of similarity and low diversity during evaluations. Therefore, we primarily focus on various similarity metrics and calculate the similarity between generated molecules and ground truth molecules. We use MACCS fingerprints, RDKit fingerprints [Landrum, 2018], and Morgan fingerprints as different molecule representations that produce different similarity scores. The similarities between these fingerprints are calculated with Tanimoto similarity. We discuss other metrics not used here in the Supplementary Methods.

SMILES-based generation will generate syntactically invalid molecules sometimes, so we also include validity as a metric. Even though SELFIES is designed to include 100% validity, the SELFIES-based model might fail to generate a valid molecule, such as samples with an [EOS] token at the beginning. The validity metric only evaluates syntactic correctness without accounting for the molecule’s 3D structure.

### 3.6 Datasets

**Pretraining datasets** The pretrained molecule generation models were trained on the following datasets:

- Selected ZINC-15: Chemformer [Irwin et al., 2022] selected approximately 100M molecules from 1.5B available molecules from ZINC-15 [Sterling and Irwin, 2015] with the following constraints: reactivity set to reactive, purchasability set to annotated, molecular weight  $\leq 500$  Daltons, and  $\text{LogP} \leq 5$ . MolGen uses this dataset during the first stage of pretraining.
- NPASS: Natural Product Activity & Species Source Database (NPASS) [Zeng et al., 2018] is a natural product domains database, which is used in the second pretraining stage of MolGen.
- MOSES: MOSES [Polykovskiy et al., 2020] is a cleaned version of ZINC, containing 1.9M molecules. It removes the atoms besides C, N, S, O, F, Cl, Br, H and cycles longer than 8 atoms. It does not contain chirality information. Models pretrained on the MOSES dataset, such as MolGPT, are unable to process SMILES strings that include atoms beyond this dataset’s scope or SMILES strings that contain chirality information.
- PubChem and PubMed: MolXPT trains on the titles and abstracts from 30M PubMed entries, SMILES strings from 30M chemicals from PubChem [Kim et al., 2023], and 8M sequences in which chemical names are replaced with SMILES.

We do not train directly on these datasets. However, information about the training data of the molecule generation models that ChemLML builds upon is helpful for understanding its molecule generation performance.

**Molecule description datasets** We use two different molecule description datasets. We train and test all the models on ChEBI-20 and use PubChem as an additional test set. We use the training set of ChEBI-20 for training. Then, we tune the hyperparameters based on the convergence status on the ChEBI-20 training set and the performance on the ChEBI-20 validation set. Finally, we test on the ChEBI-20 and PubChem test sets.

- ChEBI-20: The Chemical Entities of Biological Interest (ChEBI) database [Hastings et al., 2016] is a dictionary of small molecules that includes text descriptions. Edwards et al. [2021] created the ChEBI-20 dataset by combining compounds from PubChem with ChEBI annotations and retaining the 33,010 compound-description pairs for which the description had more than 20 words. The ChEBI-20 training, validation, and test set splits of 80%, 10%, and 10% are also from Edwards et al. [2021].
- PubChem: In our evaluations, we assume that each text description is informative and associated with one unique molecule. Many examples in the complete PubChem dataset [Kim et al., 2023] do not meet that assumption, so we apply several types of filters on the molecules and text descriptions. In short, we select descriptions greater than 30 words and remove one-to-many description-molecule pairs. In this way, we remove ambiguous instances and improve the quality of our evaluations. After filtering, we remove the intersection of molecules between PubChem and ChEBI-20 dataset and obtain a dataset that has 11,563 examples. We randomly sample 3,000 examples from this dataset and use it as an additional test set for models trained on ChEBI-20. To demonstrate the impact of this filtering, we also report results on the unfiltered PubChem dataset with 2,576 molecule descriptions, which we refer to as PubChem-unfiltered. More details of PubChem dataset filtering and processing are discussed in Supplementary Methods.

### 3.7 Baseline methods

**T5** The T5 model comes from the MolT5 paper [Edwards et al., 2022]. It is trained on the ChEBI-20 dataset.

**MolT5** MolT5 loads the T5.1.1 checkpoint and is pretrained using the replace corrupted spans objective. During each pretraining step, a minibatch comprising both natural language sequences and SMILES sequences is sampled and certain words are randomly selected for corruption. The task is to predict the spans of tokens that were corrupted. In the finetuning stage, the model is trained on ChEBI-20.

**MolXPT** MolXPT is pretrained on PubMed and PubChem data. Then, it is finetuned on ChEBI-20 dataset.

**TGM-DLM** TGM-DLM [Gong et al., 2024] uses the text embedding to guide a diffusion language model to generate molecules. It employs a two-phase diffusion process, first generating a molecule based on the text description followed by correcting invalid SMILES strings.

**Text+ChemT5** Text+ChemT5 is a multi-task, multi-domain model for natural and chemical language. It is trained on the four tasks listed in the Supplementary Methods.

**T5 encoder+MolXPT MLP** This model concatenates the T5 text and MolXPT molecule embeddings and passes them through a two-layer multilayer perceptron (MLP). It serves as an ablation for ChemLML to demonstrate the value of the full ChemLML model over its individual components.

### 3.8 Training and evaluation

We evaluate the model’s performance on text-based molecule generation. For MolT5, Text+ChemT5, MolXPT, SciBERT, and different scales of MolGen, we use their checkpoints on HuggingFace. For the Text+ChemT5 encoder, we add the prompt "Write in SMILES the described molecule:", which is used in the corresponding task in Text+ChemT5.

For ChemLML, we use SciBERT, the encoder from Text+ChemT5 and different scales of Galactica as the text encoders and combine them with MolGPT, MolXPT, MolGen, and MolGen-7B as the molecule decoders. The weights of molecule decoder are always frozen. The weights of the adapter are trainable. The weights of the text encoder can be either trainable or frozen. We run experiments on two datasets, ChEBI-20 and PubChem.

For ChEBI-20, we report the results from the MolT5, Text+ChemT5, MolXPT, and TGM-DLM papers. T5 is included in the MolT5’s paper.

MolGPT can not be finetuned in ChEBI-20 because it is pretrained on MOSES dataset so its tokenizer can not deal with chirality information. We use MolGPT to compare SMILES- and SELFIES-based models. First, we use RDKit to remove stereochemistry information from all the molecules. Then, we remove all the molecules that fail to be tokenized by MolGPT’s tokenizer. Lastly, we transform all the SMILES to SELFIES. This reduces the ChEBI-20 training set from 26,407 to 15,899 instances, validation set from 3,301 to 1,961 instances, and test set from 3,300 to 2,032 instances. We build the MolGPT model with 12 layers, 8 attention heads, and 256 as the embedding dimension. The only differences between MolGPT SMILES and SELFIES models are the output dimensions, depending on the vocabulary lists of each method.

We use the Noam Optimizer with 4,000 warm up steps for training. For the sampling in the test set, we use multinomial sampling with random seed 42 for all methods.

### 3.9 Docking case study setting

We filtered the PubChem dataset to identify text descriptions that pertain to molecules that inhibit specific protein targets by initially retaining only descriptions with the string "inhibit". Then, we split all remaining instances into low (0.15 to 0.3), medium (0.3 to 0.5), and high (0.5 to 0.9) similarity based on the Morgan fingerprint similarity between the ground truth and generated molecule from the ChemLML (T5 encoder+MolGen) model. We selected one example per similarity bin (Table S2) as described in the Supplementary Methods.

After we generated the first molecule with the temperature set to 1 and random seed 42, we set the temperature to 1.5 and changed the random seed in order to sample different molecules. We canonicalized the generated SMILES with RDKit and removed duplicates. We repeated this process until we obtained 99 additional unique and valid SMILES, resulting in a total of 100 ChemLML-generated molecules per target. The SMILES were then used to build 3D conformers with OpenEye’s Omega2, and only a subset produced valid 3D structures for docking (Supplementary Methods). For ChemLML, we used the T5 encoder+MolXPT and T5 encoder+MolGen settings. We omit "encoder" for brevity in the docking experiments. We performed the same molecule generation process with the MolT5 and Text+ChemT5 baselines.

For each target protein, we docked the ground truth molecule, generated molecules, and control molecules from two types of background distributions: FDA-approved compounds and ChemLML T5+MolGen-generated molecules from randomly-sampled descriptions. A consensus docking score was computed for each molecule that combines results from four docking programs (Supplementary

Methods). We hypothesized that the ground truth molecule and generated molecules resembling this ground truth molecule would score more favorably on their respective protein targets than background molecules.

### 3.10 Code and data availability

The ChemLML code and PubChem-filtered dataset are available from <https://github.com/gitter-lab/ChemLML> and archived at <https://doi.org/10.5281/zenodo.13925649>. The pretrained ChemLML models and PubChem-unfiltered dataset are available from <https://zenodo.org/doi/10.5281/zenodo.11661517>. The ChEBI-20 dataset is available from <https://github.com/cnedwards/text2mol>, and a copy is in the ChemLML GitHub repository.

## 4 Results

We first compare baseline and ChemLML models trained on ChEBI-20 text descriptions on the ChEBI-20 test set (Table 1). The best performing ChemLML model is the T5 encoder finetune+MolXPT version. With 114M trainable parameters, this model achieves 0.727 in Morgan FTS. It is not surprising to find that models that include the T5 encoder work the best because the T5 encoder has been trained on multiple tasks. The ChemLML combination T5 encoder+MolXPT performs better than the baseline MolT5 even though MolT5 has 52 times more trainable parameters.

	Format	Models	Trainable/Total Params.	Exact $\uparrow$	MACCS FTS $\uparrow$	RDK FTS $\uparrow$	Morgan FTS $\uparrow$	Validity $\uparrow$
Baseline methods	SMILES	T5	247M/247M	0.069	0.731	0.605	0.545	0.660
	SMILES	MolT5	248M/248M	0.081	0.721	0.588	0.529	0.772
	SMILES	MolXPT	350M/350M	0.215	0.859	0.757	0.667	<b>0.983</b>
	SMILES	TGM-DLM	180M/180M	<b>0.242</b>	0.854	0.739	0.688	0.871
	SMILES	Text+ChemT5	223M/223M	0.212	<b>0.874</b>	<b>0.767</b>	<b>0.697</b>	0.792
	SMILES	T5 encoder+MolXPT MLP	111M/461M	0.227	0.820	0.713	0.636	0.980
ChemLML	SELFIES	SciBERT+MolGen	4.7M/317M	0.083	0.680	0.526	0.422	0.995
	SELFIES	Galactica 125M+MolGen	4.7M/333M	0.072	0.687	0.533	0.433	0.994
	SELFIES	T5 encoder+MolGen	4.7M/317M	0.165	0.758	0.616	0.527	0.995
	SMILES	T5 encoder+MolXPT	4.7M/464M	<b>0.305</b>	<b>0.837</b>	<b>0.745</b>	<b>0.674</b>	0.986
	SELFIES	Galactica 1.3B+MolGen	7.4M/1.53B	0.091	0.706	0.560	0.454	0.995
	SELFIES	Galactica 6.7B+MolGen	11.5M/6.87B	0.103	0.732	0.588	0.480	<b>0.997</b>
	SELFIES	Galactica 125M+MolGen 7B	56.7M/6.66B	0.134	0.732	0.608	0.522	0.995
	SELFIES	T5 encoder+MolGen 7B	56.7M/6.64B	0.209	0.777	0.666	0.581	0.995
	SELFIES	SciBERT finetune+MolGen	115M/317M	0.176	0.757	0.633	0.547	<b>0.996</b>
	SELFIES	T5 encoder finetune+MolGen	114M/317M	0.250	0.790	0.667	0.587	0.994
	SMILES	T5 encoder finetune+MolXPT	114M/464M	<b>0.389</b>	<b>0.868</b>	<b>0.790</b>	<b>0.727</b>	0.987
	SELFIES	Galactica 125M finetune+MolGen	130M/333M	0.143	0.743	0.606	0.510	0.995
	SELFIES	Galactica 125M finetune+MolGen 7B	182M/6.66B	0.170	0.759	0.640	0.554	0.995
	SELFIES	T5 encoder finetune+MolGen 7B	166M/6.64B	0.234	0.793	0.678	0.596	0.995

Table 1: Results of molecule generation on the ChEBI-20 test set. The T5, MolT5, MolXPT, TGM-DLM, and Text+ChemT5 results are copied from their respective papers. The ChemLML models are grouped into those that finetune the text model and those that do not. We bold the best model per metric within each model category: baseline, ChemLML without finetuning, and ChemLML with finetuning. FTS: Fingerprint Tanimoto similarity

### 4.1 Comparison among pretrained models used with ChemLML

When comparing the ChemLML models that use the MolGen model and do not finetune the text model, it is surprising that the cross-modal representation capability of similarly sized text models does not grow over time. The ChemLML variants SciBERT+MolGen and Galactica 125M+MolGen performed similarly. SciBERT was published in 2018 with 110M parameters and is trained on 3.3B tokens. Galactica 125M is trained on 106B tokens, around 32 times more than SciBERT. A possible explanation is that Galactica 125M is too small for the large training set. However, Galactica 1.3B also outperforms SciBERT by only a small margin. Even Galactica 6.7B, which is far larger than Galactica 125M, only yields a slight improvement. LLMs perform well when combined with MolGen 7B. ChemLML Galactica 125M+MolGen 7B achieves better results than MolT5.

We also consider the results from finetuning the pretrained language models along with the adapter. SciBERT outperforms Galactica 125M in this setting. Also, ChemLML SciBERT finetune+MolGen outperforms MolT5 with half the trainable parameters. The combination of the T5 encoder and MolGen is further strengthened by finetuning the T5 encoder. However, for the ChemLML T5 encoder models that use MolGen 7B, the improvement from finetuning the T5 encoder is marginal.



Based on the values in Table 1, it seems that ChemLML T5 encoder+MolGen does not outperform the baseline Text+ChemT5 on all similarity metrics at first glance. However, the results are influenced by the trade-off between similarity and validity and the selection of SMILES and SELFIES, which we expand upon below.

## 4.2 Molecule similarity and validity trade-off

There is a trade-off between generated and ground truth molecule similarity and the generated molecule validity (Table 1). T5 and MolT5 have the same model architecture. MolT5 has been pretrained on a large amount of data with both SMILES and natural language while T5 has not. At first glance, it is therefore surprising that T5 outperforms MolT5 in the similarity metrics. However, MolT5 generates 11 percentage points more valid molecules than T5, which means more molecules are counted in the similarity calculation. These molecules that are more difficult to generate may have lowered the overall similarity.

## 4.3 SMILES versus SELFIES representations

The choice of molecule representation, SMILES or SELFIES, is another factor that influences the similarity calculations. Skinnider [2024] recently showed that a molecule language model trained on SMILES had Fréchet ChemNet Distance (FCD) lower than 0.5, while one trained on SELFIES had FCD greater than 2 because invalid SMILES are low-likelihood samples and they improve performance on distribution-learning metrics like FCD. However, MolGen is trained on SELFIES, and there is not yet an equivalent model pretrained on SMILES that goes through multiple stages of pretraining. Therefore, we use MolGPT to compare SMILES and SELFIES directly.

Representation	Trainable/Total Params	Exact $\uparrow$	MACCS FTS $\uparrow$	RDKit FTS $\uparrow$	Morgan FTS $\uparrow$	Validity $\uparrow$
SMILES	0.59M/120M	<b>0.035</b>	<b>0.704</b>	<b>0.508</b>	<b>0.454</b>	0.496
SELFIES	0.59M/120M	0.020	0.620	0.398	0.308	<b>1.000</b>
SELFIES (on valid SMILES)	0.59M/120M	0.021	0.616	0.400	0.303	1.000

Table 2: Comparison of MolGPT models trained on SMILES and SELFIES representations.

After MolGPT models are pretrained on the MOSES dataset, we train ChemLML T5 encoder+MolGPT models on the ChEBI-20 training dataset and evaluate the performance on the test set (Table 2). There is a large difference between the performance of SMILES and SELFIES versions of the same model. When we limit the molecules to the intersection of valid molecules between both methods to ensure the results are unaffected by the similarity and validity tradeoff we mention above, the SELFIES method still performs poorly. The SMILES method outperforms the SELFIES method by about 50% in the Morgan fingerprint similarity metric. Therefore the prior study’s conclusions about unconditional molecule generation [Skinnider, 2024] also hold for conditional molecule generation.

Based on SMILES substantially outperforming SELFIES in this analysis, we focus on comparing different pretrained models instead of comparing between SMILES- and SELFIES-based methods.

## 4.4 PubChem evaluation reveals pros and cons of LLMs

Because many of the PubChem molecule descriptions are overly ambiguous and generic, we prioritize the PubChem-filtered version of the dataset but also evaluate the PubChem-unfiltered dataset to assess how the filtering affects the results. On PubChem-filtered, LLMs without finetuning perform poorly, while the finetuned LLMs encoders show better results (Table 3). PubChem-filtered has a similar distribution as the ChEBI-20 dataset, so the ChemLML T5 encoder+MolXPT model still outperforms other methods that have a frozen text encoder. The ChemLML combination T5 encoder finetune+MolGen 7B does not perform well, potentially due to overfitting on the ChEBI-20 dataset. Another notable finding is that ChemLML generates a higher proportion of exactly matched molecules compared to the MolT5 and Text+ChemT5 baselines. We suggest that it is because MolGen and MolXPT have been pretrained on a large number of molecules, then ChemLML is able to retrieve those molecules accurately based on the text embedding.

We are cautious interpreting results from the PubChem-unfiltered dataset (Table S1) due to the abundance of generic descriptions (Figure S1), but they do illuminate difference among the ChemLML

	Models	Trainable/Total Params	Exact $\uparrow$	MACCS FTS $\uparrow$	RDKit FTS $\uparrow$	Morgan FTS $\uparrow$	Validity $\uparrow$
Baseline methods	Text+ChemT5	223M/223M	0.028	0.682	0.584	0.495	0.696
	MolT5	248M/248M	0.052	0.672	0.600	0.594	0.616
ChemLML	T5 encoder+MolGen	4.7M/317M	0.165	0.588	0.477	0.376	0.967
	T5 encoder+MolXPT	4.7M/464M	<b>0.247</b>	<b>0.610</b>	<b>0.526</b>	<b>0.428</b>	0.978
	Galactica 125M+MolGen	4.7/333M	0.002	0.458	0.311	0.204	0.968
	Galactica 1.3B+MolGen	7.4M/1.53B	0.004	0.489	0.332	0.221	0.958
	T5 encoder+MolGen 7B	56.7M/6.64B	0.004	0.483	0.341	0.225	<b>0.988</b>
	T5 encoder finetune+MolGen	114M/317M	0.215	0.598	0.505	0.404	0.973
	T5 encoder finetune+MolXPT	114M/464M	<b>0.286</b>	<b>0.624</b>	<b>0.543</b>	<b>0.453</b>	0.972
	Galactica 125M finetune+MolGen	130M/333M	0.191	0.566	0.469	0.372	<b>0.978</b>
	T5 encoder finetune+MolGen 7B	166M/6.64B	0.008	0.532	0.388	0.265	0.966

Table 3: Results of molecule generation on the PubChem-filtered test set. SciBERT is excluded because its encoder cannot handle inputs exceeding 512 tokens. The ChemLML models are grouped into those that finetune the text model and those that do not, and we bold the best model in each of those categories.

models. We observe that the performance of Galactica 125M surpasses both SciBERT and the T5 encoder when they are all used with frozen text encoders and the MolGen model, contrary to what was observed with the ChEBI-20 dataset. The large pretraining corpus on scientific texts might account for this. It could enable the models to perform better on unseen descriptions.

#### 4.5 Docking case study

To demonstrate how ChemLML could be used in practice, we applied it to generate chemical inhibitors of protein drug targets acetylcholinesterase, inosine-5'-monophosphate dehydrogenase, and heat shock protein HSP 90-alpha (Table S2). We obtained the experimental structures of these proteins and used FRED [McGann, 2011], Gnina [McNutt et al., 2021], PLANTS [Korb et al., 2009], and rDock [Ruiz-Carmona et al., 2014] to dock the ground truth inhibitor (co-crystallized ligand) from PubChem, the ChemLML-generated candidate inhibitors, and candidate inhibitors generated by two baseline methods. In addition, we docked control molecules generated by ChemLML and an FDA-approved screening library that are not expected to bind the targets. We generated a single consensus docking score per compound (Figure 2).

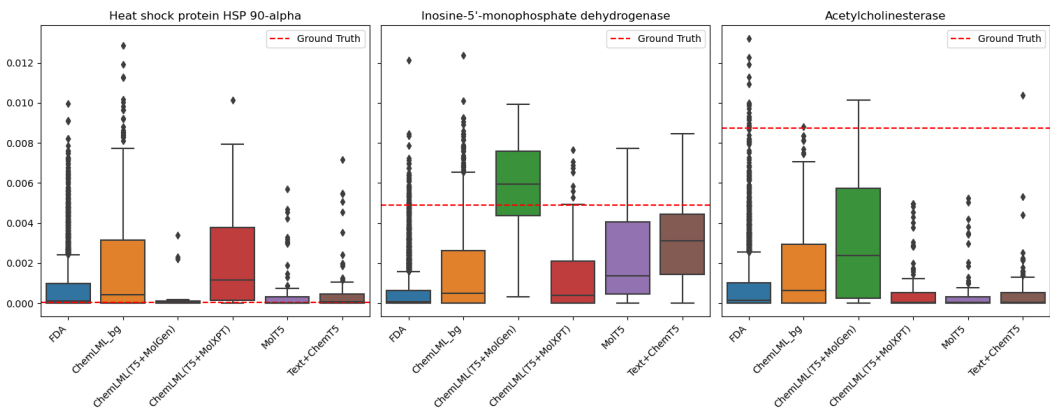


Figure 2: Docking score distributions for the three protein targets in Table S2. Higher scores on the y-axis are better. Sample sizes for the docked compound sets are: FDA 2,956 for all targets, ChemLML\_background (bg) 657 for all targets, ChemLML T5+MolGen 16/42/52, ChemLML T5+MolXPT 99/99/92, MolT5 97/98/96, and Text+ChemT5 83/96/86.

Docked ground truth and most generated molecules score poorly for the heat shock protein HSP 90-alpha, likely due to poor handling of macrocycles by docking programs (Table S2). Here, control compounds from the FDA and ChemLML background sets have median scores (0.00009 and 0.00043, respectively) similar to the ground truth molecule (0.00006) and the ChemLML T5 + MolGen generated ensemble median (0.00004). The ChemLML T5+MolXPT generated ensemble scores slightly higher with a median of 0.00115 but not substantially better than the random ChemLML background. Considering the poor docking score of the ground truth molecule, we consider the HSP

90-alpha target a poor system for comparative performance evaluation of the molecule generators. Also, we cannot draw conclusions about the quality of the 3D conformers built from the SMILES of the generated molecules.

For inosine-5'-monophosphate dehydrogenase, the ground truth molecule and ChemLML T5+MolGen ensemble score markedly better (0.00488 and median of 0.00594) than the control FDA and ChemLML background sets (medians of 0.00006 and 0.00049). The ChemLML T5+MolXPT ensemble, however, does not show more favorable scores with a median score near the backgrounds (0.00040). The difference in median scores could be related to the difference in valid 3D conformations produced by each of these ChemLML variants.

For acetylcholinesterase, the ChemLML T5+MolGen generated molecules have docking scores (median 0.00237) well above the background distributions for FDA and generated sets (medians of 0.00013 and 0.00064) but below the ground truth molecule (0.00873). The other generated ensembles—ChemLML T5+MolXPT, MolT5, and Text+ChemT5—do not perform better than the background sets. The first generated molecule from ChemLML T5+MolGen has a docking score (0.00482) above the background distributions, yet departs structurally from the ground truth molecule (Table S2), which is valuable in drug discovery. We also inspected whether the generated molecules satisfied the chemical structural properties in the text descriptions and their chemical structural diversity (Supplementary Results).

## 5 Discussion

This study proposes the ChemLML framework for using pretrained language and molecular models in text-guided molecule design. By reusing large-scale pretrained models, we enhance the flexibility of text-based molecule generation and reduce the training effort by supporting multiple types of frozen text encoders. In our case study generating candidate inhibitors for three protein targets from text, we find that for the two targets where docking performs well, ChemLML T5 encoder+MolGen generates molecules with docking scores that are better than ChemLML T5 encoder+MolXPT, two existing molecule generation algorithms, and two distributions of control molecules. For the inosine-5'-monophosphate dehydrogenase target, the median ChemLML docking score is even better than the ground truth inhibitor from PubChem.

When finetuning LLMs, we find it is easy to finetune Galactica 125M. However, it becomes harder to finetune the Galactica 1.3B model. Other finetuning methods such as Low-Rank Adaptation [Hu et al., 2022] may solve this problem. Also, we do not carry out experiments on Galactica 30B and 120B due to hardware and training technique limitations. Improving the LLM finetuning and finetuning larger LLMs are directions for future work.

A limitation of ChemLML is that it only focuses on molecule generation whereas related methods are multi-task. For instance, MolT5 can perform molecule captioning, and Text+ChemT5 can also conduct forward reaction and retrosynthesis prediction. Conceptually, the ChemLML framework is compatible with a multi-task setting and even more modalities including proteins [Liu et al., 2023b, 2024]. This presents another avenue for future work.

Even though ChemLML performs well on the CheBI-20 and PubChem datasets, there is still a gap between these experiments and real world applications. The molecular descriptions in these datasets follow a relatively fixed format. We have not conducted user studies to assess how chemists' general expectations for text-based molecule generation deviate from the types of descriptions in CheBI-20 and PubChem. In addition, a limitation of text-based molecule generators like ChemLML is that the text encoder can be sensitive to the prompt. The necessity to conduct evaluations on datasets like CheBI-20 and PubChem, where molecules have existing text descriptions, makes it challenging to evaluate these models' robustness and generalizability to out-of-distribution data, both new text prompts and new molecules.

Even after our PubChem filtering, data quality issues in this dataset likely remain (Supplementary Methods). PubChem-unfiltered offers a large potential training dataset, and similar datasets have been used in prior work. We intentionally decided to not train models on the generic text descriptions in PubChem and caution others to think carefully about whether PubChem-unfiltered or PubChem-filtered is more appropriate for their training and evaluation goals.

Many molecule generation models, including ChemLML, still face limitations in generating fully plausible, semantically-valid molecules even when they are syntactically-valid. We observed that ChemLML-generated molecules in the SMILES or SELFIES format may fail to be transformed to 3D conformers for docking. In general, inspection of other molecule generation methods has uncovered unstable ring systems, reactive or toxic moieties, or geometric errors [Walters, 2024]. ChemLML may be susceptible to these issues as well.

Finally, generating structurally similar molecules does not necessarily ensure that they will share the same properties as the target molecule. Many molecule descriptions pertain to the chemical structure of the molecules. In these cases, the assumption made by the chemical structure-based evaluations is most appropriate. For other physicochemical properties, different chemical structures could yield similar properties. In these cases, the selection of improved evaluated metrics remains another area for future exploration.

## 6 Conclusion

ChemLML introduces the strategy of using an adapter between text LLMs and molecule decoders for text-guided molecule design. Our approach is designed to capitalize on the rampant advances in both natural language modeling and unconditional molecule generation. The adapter is lightweight and compatible with different kinds of pretrained LLM encoders and molecule decoders. Looking forward, the biological and chemical communities have shown strong interest in using natural language to condition the generation of small molecules and even proteins with desired structural and functional properties Pei et al. [2024]. ChemLML provides a path for combining the most advanced natural language and domain-specific models as they continue to undergo rapid development for this type of text-conditioned generation.

## Acknowledgments

This research was supported by National Institutes of Health award R01GM135631. The research was performed using the computing resources and assistance of the University of Wisconsin-Madison Center for High Throughput Computing [Center for High Throughput Computing, 2006]. We thank Shengchao Liu for addressing problems with dataset collection, Yin Fang for discussion of Mol-Instruction, and Chaowei Xiao for insightful discussion about the experimental setting.

## References

- Moayad Alnammi, Shengchao Liu, Spencer S. Ericksen, Gene E. Ananiev, Andrew F. Voter, Song Guo, James L. Keck, F. Michael Hoffmann, Scott A. Wildman, and Anthony Gitter. Evaluating Scalable Supervised Learning for Synthesize-on-Demand Chemical Libraries. *Journal of Chemical Information and Modeling*, 63(17):5513–5528, September 2023. ISSN 1549-9596. doi: 10.1021/acs.jcim.3c00912. URL <https://doi.org/10.1021/acs.jcim.3c00912>.
- Viraj Bagal, Rishal Aggarwal, PK Vinod, and U Deva Priyakumar. MolGPT: molecular generation using a transformer-decoder model. *Journal of Chemical Information and Modeling*, 62(9): 2064–2076, 2021.
- Iz Beltagy, Kyle Lo, and Arman Cohan. SciBERT: A pretrained language model for scientific text. *arXiv preprint arXiv:1903.10676*, 2019.
- Andres M. Bran, Sam Cox, Oliver Schilter, Carlo Baldassari, Andrew D. White, and Philippe Schwaller. Augmenting large language models with chemistry tools. *Nature Machine Intelligence*, 6(5):525–535, May 2024. ISSN 2522-5839. doi: 10.1038/s42256-024-00832-8. URL <https://www.nature.com/articles/s42256-024-00832-8>.
- Center for High Throughput Computing. Center for High Throughput Computing, 2006. URL <https://doi.org/10.21231/gnt1-hw21>.
- Ting Chen, Simon Kornblith, Mohammad Norouzi, and Geoffrey Hinton. A simple framework for contrastive learning of visual representations. In *International Conference on Machine Learning*, pages 1597–1607. Proceedings of Machine Learning Research, 2020.

- Yuhan Chen, Nuwa Xi, Yanrui Du, Haochun Wang, Jianyu Chen, Sendong Zhao, and Bing Qin. From Artificially Real to Real: Leveraging Pseudo Data from Large Language Models for Low-Resource Molecule Discovery. *Proceedings of the AAAI Conference on Artificial Intelligence*, 38(20):21958–21966, March 2024. ISSN 2374-3468. doi: 10.1609/aaai.v38i20.30198. URL <https://ojs.aaai.org/index.php/AAAI/article/view/30198>. Number: 20.
- Jonah Cheung, Michael J. Rudolph, Fiana Burshteyn, Michael S. Cassidy, Ebony N. Gary, James Love, Matthew C. Franklin, and Jude J. Height. Structures of Human Acetylcholinesterase in Complex with Pharmacologically Important Ligands. *Journal of Medicinal Chemistry*, 55(22):10282–10286, November 2012. ISSN 0022-2623. doi: 10.1021/jm300871x. URL <https://doi.org/10.1021/jm300871x>.
- Travers Ching, Daniel S. Himmelstein, Brett K. Beaulieu-Jones, Alexandr A. Kalinin, Brian T. Do, Gregory P. Way, Enrico Ferrero, Paul-Michael Agapow, Michael Zietz, Michael M. Hoffman, Wei Xie, Gail L. Rosen, Benjamin J. Lengerich, Johnny Israeli, Jack Lanchantin, Stephen Woloszynek, Anne E. Carpenter, Avanti Shrikumar, Jinbo Xu, Evan M. Cofer, Christopher A. Lavender, Srinivas C. Turaga, Amr M. Alexandari, Zhiyong Lu, David J. Harris, Dave DeCaprio, Yanjun Qi, Anshul Kundaje, Yifan Peng, Laura K. Wiley, Marwin H. S. Segler, Simina M. Boca, S. Joshua Swamidass, Austin Huang, Anthony Gitter, and Casey S. Greene. Opportunities and obstacles for deep learning in biology and medicine. *Journal of The Royal Society Interface*, 15(141):20170387, April 2018. ISSN 1742-5689, 1742-5662. doi: 10.1098/rsif.2017.0387. URL <http://rsif.royalsocietypublishing.org/content/15/141/20170387>.
- Seyone Chithrananda, Gabriel Grand, and Bharath Ramsundar. ChemBERTa: large-scale self-supervised pretraining for molecular property prediction. *arXiv preprint arXiv:2010.09885*, 2020.
- Dimitrios Christofidellis, Giorgio Giannone, Jannis Born, Ole Winther, Teodoro Laino, and Matteo Manica. Unifying molecular and textual representations via multi-task language modelling. In *International Conference on Machine Learning*, pages 6140–6157. Proceedings of Machine Learning Research, 2023.
- D. T. Cromer, R. L. Mills, D. Schiferl, and L. A. Schwalbe. Structure of ‘orange’ 18O<sub>2</sub> at 9.6 GPa and 297 K. *Acta Crystallographica Section B: Structural Science*, 39(2):153–157, April 1983. ISSN 0108-7681. doi: 10.1107/S0108768183002219. URL <https://journals.iucr.org/b/issues/1983/02/00/a22092/>.
- Yifan Deng, Xinran Xu, Yang Qiu, Jingbo Xia, Wen Zhang, and Shichao Liu. A multimodal deep learning framework for predicting drug–drug interaction events. *Bioinformatics*, 36(15):4316–4322, 2020.
- Jacob Devlin, Ming-Wei Chang, Kenton Lee, and Kristina Toutanova. BERT: pre-training of deep bidirectional transformers for language understanding. *arXiv preprint arXiv:1810.04805*, 2018.
- Miquel Duran-Frigola, Eduardo Pauls, Oriol Guitart-Pla, Martino Bertoni, Víctor Alcalde, David Amat, Teresa Juan-Blanco, and Patrick Aloy. Extending the small-molecule similarity principle to all levels of biology with the Chemical Checker. *Nature Biotechnology*, 38(9):1087–1096, September 2020. ISSN 1546-1696. doi: 10.1038/s41587-020-0502-7. URL <https://www.nature.com/articles/s41587-020-0502-7>.
- Carl Edwards, ChengXiang Zhai, and Heng Ji. Text2Mol: Cross-Modal Molecule Retrieval with Natural Language Queries. In Marie-Francine Moens, Xuanjing Huang, Lucia Specia, and Scott Wen-tau Yih, editors, *Proceedings of the 2021 Conference on Empirical Methods in Natural Language Processing*, pages 595–607. Association for Computational Linguistics, November 2021. doi: 10.18653/v1/2021.emnlp-main.47. URL <https://aclanthology.org/2021.emnlp-main.47>.
- Carl Edwards, Tuan Lai, Kevin Ros, Garrett Honke, Kyunghyun Cho, and Heng Ji. Translation between molecules and natural language. *arXiv preprint arXiv:2204.11817*, 2022.
- Carl Edwards, Qingyun Wang, Lawrence Zhao, and Heng Ji. L+M-24: Building a Dataset for Language+Molecules @ ACL 2024. In Carl Edwards, Qingyun Wang, Manling Li, Lawrence Zhao, Tom Hope, and Heng Ji, editors, *Proceedings of the 1st Workshop on Language + Molecules (L+M 2024)*, pages 1–9, Bangkok, Thailand, August 2024. Association for Computational Linguistics. URL <https://aclanthology.org/2024.langmol-1.1>.

- Yin Fang, Xiaozhuan Liang, Ningyu Zhang, Kangwei Liu, Rui Huang, Zhuo Chen, Xiaohui Fan, and Huajun Chen. Mol-instructions: A large-scale biomolecular instruction dataset for large language models. *arXiv preprint arXiv:2306.08018*, 2023a.
- Yin Fang, Ningyu Zhang, Zhuo Chen, Lingbing Guo, Xiaohui Fan, and Huajun Chen. Domain-agnostic molecular generation with self-feedback. *arXiv preprint arXiv:2301.11259*, 2023b.
- Justin Gilmer, Samuel S Schoenholz, Patrick F Riley, Oriol Vinyals, and George E Dahl. Neural message passing for quantum chemistry. In *International Conference on Machine Learning*, pages 1263–1272. Proceedings of Machine Learning Research, 2017.
- Haisong Gong, Qiang Liu, Shu Wu, and Liang Wang. Text-Guided Molecule Generation with Diffusion Language Model. *Proceedings of the AAAI Conference on Artificial Intelligence*, 38(1):109–117, March 2024. ISSN 2374-3468. doi: 10.1609/aaai.v38i1.27761. URL <https://ojs.aaai.org/index.php/AAAI/article/view/27761>.
- Dylan Grenier, Solène Audebert, Jordane Preto, Jean-François Guichou, and Isabelle Krimm. Linkers in fragment-based drug design: an overview of the literature. *Expert Opinion on Drug Discovery*, 18(9):987–1009, September 2023. ISSN 1746-0441. doi: 10.1080/17460441.2023.2234285. URL <https://doi.org/10.1080/17460441.2023.2234285>.
- Francesca Grisoni. Chemical language models for de novo drug design: Challenges and opportunities. *Current Opinion in Structural Biology*, 79:102527, April 2023. ISSN 0959-440X. doi: 10.1016/j.sbi.2023.102527. URL <https://www.sciencedirect.com/science/article/pii/S0959440X23000015>.
- Jiaqi Guan, Xingang Peng, PeiQi Jiang, Yunan Luo, Jian Peng, and Jianzhu Ma. LinkerNet: Fragment Poses and Linker Co-Design with 3D Equivariant Diffusion. *Advances in Neural Information Processing Systems*, 36:77503–77519, December 2023. URL [https://proceedings.neurips.cc/paper\\_files/paper/2023/hash/f4821075019a058700f6e6738eea1365-Abstract-Conference.html](https://proceedings.neurips.cc/paper_files/paper/2023/hash/f4821075019a058700f6e6738eea1365-Abstract-Conference.html).
- Janna Hastings, Gareth Owen, Adriano Dekker, Marcus Ennis, Namrata Kale, Venkatesh Muthukrishnan, Steve Turner, Neil Swainston, Pedro Mendes, and Christoph Steinbeck. ChEBI in 2016: Improved services and an expanding collection of metabolites. *Nucleic Acids Research*, 44(D1):D1214–D1219, January 2016. ISSN 0305-1048. doi: 10.1093/nar/gkv1031. URL <https://doi.org/10.1093/nar/gkv1031>.
- Paul C. D. Hawkins, A. Geoffrey Skillman, Gregory L. Warren, Benjamin A. Ellingson, and Matthew T. Stahl. Conformer generation with OMEGA: algorithm and validation using high quality structures from the Protein Databank and the Cambridge Structural Database. *Journal of Chemical Information and Modeling*, 50(4):572–584, April 2010. doi: 10.1021/ci100031x. URL <https://pubs.acs.org/doi/10.1021/ci100031x>.
- Stephan Holzgruber. `hogru/GuacaMolEval`, March 2024. URL <https://github.com/hogru/GuacaMolEval>.
- Edward J. Hu, Yelong Shen, Phillip Wallis, Zeyuan Allen-Zhu, Yanzhi Li, Shean Wang, Lu Wang, and Weizhu Chen. LoRA: Low-Rank Adaptation of Large Language Models. In *International Conference on Learning Representations*, 2022. URL <https://openreview.net/forum?id=nZeVKeeFYf9>.
- Iliia Igashov, Hannes Stärk, Clément Vignac, Arne Schneuing, Victor Garcia Satorras, Pascal Frossard, Max Welling, Michael Bronstein, and Bruno Correia. Equivariant 3D-conditional diffusion model for molecular linker design. *Nature Machine Intelligence*, 6(4):417–427, April 2024. ISSN 2522-5839. doi: 10.1038/s42256-024-00815-9. URL <https://www.nature.com/articles/s42256-024-00815-9>.
- Fergus Imrie, Anthony R. Bradley, Mihaela van der Schaar, and Charlotte M. Deane. Deep Generative Models for 3D Linker Design. *Journal of Chemical Information and Modeling*, 60(4):1983–1995, April 2020. ISSN 1549-9596. doi: 10.1021/acs.jcim.9b01120. URL <https://doi.org/10.1021/acs.jcim.9b01120>.

- Ross Irwin, Spyridon Dimitriadis, Jiazhen He, and Esben Jannik Bjerrum. Chemformer: a pre-trained transformer for computational chemistry. *Machine Learning: Science and Technology*, 3(1): 015022, 2022.
- Joseph M. Jez, Julian C. H. Chen, Giulio Rastelli, Robert M. Stroud, and Daniel V. Santi. Crystal Structure and Molecular Modeling of 17-DMAG in Complex with Human Hsp90. *Chemistry & Biology*, 10(4):361–368, April 2003. ISSN 1074-5521. doi: 10.1016/S1074-5521(03)00075-9. URL <https://www.sciencedirect.com/science/article/pii/S1074552103000759>.
- Wengong Jin, Regina Barzilay, and Tommi Jaakkola. Junction tree variational autoencoder for molecular graph generation. In *International Conference on Machine Learning*, pages 2323–2332. Proceedings of Machine Learning Research, 2018.
- Artur Kadurin, Sergey Nikolenko, Kuzma Khrabrov, Alex Aliper, and Alex Zhavoronkov. druGAN: an advanced generative adversarial autoencoder model for de novo generation of new molecules with desired molecular properties in silico. *Molecular pharmaceutics*, 14(9):3098–3104, 2017.
- Jared Kaplan, Sam McCandlish, Tom Henighan, Tom B. Brown, Benjamin Chess, Rewon Child, Scott Gray, Alec Radford, Jeffrey Wu, and Dario Amodei. Scaling Laws for Neural Language Models. *arXiv:2001.08361*, January 2020. doi: 10.48550/arXiv.2001.08361. URL <http://arxiv.org/abs/2001.08361>. arXiv:2001.08361.
- Sunghwan Kim, Jie Chen, Tiejun Cheng, Asta Gindulyte, Jia He, Siqian He, Qingliang Li, Benjamin A Shoemaker, Paul A Thiessen, Bo Yu, Leonid Zaslavsky, Jian Zhang, and Evan E Bolton. PubChem 2023 update. *Nucleic Acids Research*, 51(D1):D1373–D1380, January 2023. ISSN 0305-1048. doi: 10.1093/nar/gkac956. URL <https://doi.org/10.1093/nar/gkac956>.
- Oliver Korb, Thomas Stütze, and Thomas E. Exner. Empirical scoring functions for advanced protein-ligand docking with PLANTS. *Journal of Chemical Information and Modeling*, 49(1): 84–96, January 2009. ISSN 1549-9596. doi: 10.1021/ci800298z. URL <https://doi.org/10.1021/ci800298z>. Publisher: American Chemical Society.
- Mario Krenn, Florian Häse, AkshatKumar Nigam, Pascal Friederich, and Alan Aspuru-Guzik. Self-referencing embedded strings (SELFIES): A 100% robust molecular string representation. *Machine Learning: Science and Technology*, 1(4):045024, October 2020. ISSN 2632-2153. doi: 10.1088/2632-2153/aba947. URL <https://dx.doi.org/10.1088/2632-2153/aba947>.
- Rohith Krishna, Jue Wang, Woody Ahern, Pascal Sturmfels, Preetham Venkatesh, Indrek Kalvet, Gyu Rie Lee, Felix S. Morey-Burrows, Ivan Anishchenko, Ian R. Humphreys, Ryan McHugh, Dionne Vafeados, Xinting Li, George A. Sutherland, Andrew Hitchcock, C. Neil Hunter, Alex Kang, Evans Brackenbrough, Asim K. Bera, Minkyung Baek, Frank DiMaio, and David Baker. Generalized biomolecular modeling and design with RoseTTAFold All-Atom. *Science*, 384(6693): ead12528, March 2024. doi: 10.1126/science.ad12528. URL <https://www.science.org/doi/10.1126/science.ad12528>.
- Greg Landrum. Rdkit: Open-source cheminformatics software. 2018. URL <https://github.com/rdkit>.
- Jiatong Li, Yunqing Liu, Wenqi Fan, Xiao-Yong Wei, Hui Liu, Jiliang Tang, and Qing Li. Empowering Molecule Discovery for Molecule-Caption Translation with Large Language Models: A ChatGPT Perspective. *IEEE Transactions on Knowledge and Data Engineering*, pages 1–13, May 2024. ISSN 1558-2191. doi: 10.1109/TKDE.2024.3393356. URL <https://ieeexplore.ieee.org/document/10516270>.
- Chang Liao, Yemin Yu, Yu Mei, and Ying Wei. From Words to Molecules: A Survey of Large Language Models in Chemistry. *arXiv:2402.01439*, February 2024. doi: 10.48550/arXiv.2402.01439. URL <http://arxiv.org/abs/2402.01439>.
- Shengchao Liu, Weili Nie, Chengpeng Wang, Jiarui Lu, Zhuoran Qiao, Ling Liu, Jian Tang, Chaowei Xiao, and Animashree Anandkumar. Multi-modal molecule structure–text model for text-based retrieval and editing. *Nature Machine Intelligence*, 5(12):1447–1457, 2023a.

- Shengchao Liu, Yutao Zhu, Jiarui Lu, Zhao Xu, Weili Nie, Anthony Gitter, Chaowei Xiao, Jian Tang, Hongyu Guo, and Anima Anandkumar. A text-guided protein design framework. *arXiv preprint arXiv:2302.04611*, 2023b.
- Xiaodong Liu, Pengcheng He, Weizhu Chen, and Jianfeng Gao. Multi-task deep neural networks for natural language understanding. *arXiv preprint arXiv:1901.11504*, 2019.
- Zequan Liu, Wei Zhang, Yingce Xia, Lijun Wu, Shufang Xie, Tao Qin, Ming Zhang, and Tie-Yan Liu. MolXPT: Wrapping Molecules with Text for Generative Pre-training. In Anna Rogers, Jordan Boyd-Graber, and Naoaki Okazaki, editors, *Proceedings of the 61st Annual Meeting of the Association for Computational Linguistics (Volume 2: Short Papers)*, pages 1606–1616, Toronto, Canada, July 2023c. Association for Computational Linguistics. doi: 10.18653/v1/2023.acl-short.138. URL <https://aclanthology.org/2023.acl-short.138>.
- Zhiyuan Liu, An Zhang, Hao Fei, Enzhi Zhang, Xiang Wang, Kenji Kawaguchi, and Tat-Seng Chua. ProtT3: Protein-to-Text Generation for Text-based Protein Understanding, May 2024. URL <http://arxiv.org/abs/2405.12564>. arXiv:2405.12564.
- Micha Livne, Zulfat Miftahutdinov, Elena Tutubalina, Maksim Kuznetsov, Daniil Polykovskiy, Annika Brundyn, Aastha Jhunjunwala, Anthony Costa, Alex Aliper, Alán Aspuru-Guzik, and Alex Zhavoronkov. nach0: multimodal natural and chemical languages foundation model. *Chemical Science*, May 2024. ISSN 2041-6539. doi: 10.1039/D4SC00966E. URL <https://pubs.rsc.org/en/content/articlelanding/2024/sc/d4sc00966e>.
- Yizhen Luo, Kai Yang, Massimo Hong, Xing Yi Liu, and Zaiqing Nie. MolFM: A Multimodal Molecular Foundation Model. *arXiv:2307.09484*, July 2023. doi: 10.48550/arXiv.2307.09484. URL <http://arxiv.org/abs/2307.09484>. arXiv:2307.09484 [physics, q-bio].
- Andreas Mayr, Günter Klambauer, Thomas Unterthiner, Marvin Steijaert, Jörg K. Wegner, Hugo Ceulemans, Djork-Arné Clevert, and Sepp Hochreiter. Large-scale comparison of machine learning methods for drug target prediction on ChEMBL. *Chemical Science*, 9(24):5441–5451, June 2018. ISSN 2041-6539. doi: 10.1039/C8SC00148K. URL <https://pubs.rsc.org/en/content/articlelanding/2018/sc/c8sc00148k>.
- Mark McGann. FRED pose prediction and virtual screening accuracy. *Journal of Chemical Information and Modeling*, 51(3):578–596, March 2011. ISSN 1549-9596. doi: 10.1021/ci100436p. URL <https://doi.org/10.1021/ci100436p>. Publisher: American Chemical Society.
- Andrew T. McNutt, Paul Francoeur, Rishal Aggarwal, Masuda Tomohide, Rocco Meli, Matthew Ragoza, Jocelyn Sunseri, and David Ryan Koes. Gnina 1.0: molecular docking with deep learning. *Journal of Cheminformatics*, 13(43), June 2021. ISSN 1758-2946. doi: 10.1186/s13321-021-00522-2. URL <https://jcheminf.biomedcentral.com/articles/10.1186/s13321-021-00522-2>.
- Elaine C. Meng, Thomas D. Goddard, Eric F. Pettersen, Greg S. Couch, Zach J. Pearson, John H. Morris, and Thomas E. Ferrin. UCSF ChimeraX: tools for structure building and analysis. *Protein Science*, 32(11):e4792, November 2023. ISSN 0961-8368. doi: 10.1002/pro.4792. URL <https://onlinelibrary.wiley.com/doi/10.1002/pro.4792>.
- Microsoft Research AI4Science and Microsoft Azure Quantum. The Impact of Large Language Models on Scientific Discovery: a Preliminary Study using GPT-4. *arXiv:2311.07361*, December 2023. doi: 10.48550/arXiv.2311.07361. URL <http://arxiv.org/abs/2311.07361>.
- Adrian Mirza, Nawaf Alampara, Sreekanth Kunchapu, Benedict Emoekabu, Aswanth Krishnan, Mara Wilhelmi, Macjonathan Okereke, Juliane Eberhardt, Amir Mohammad Elahi, Maximilian Greiner, Caroline T. Holick, Tanya Gupta, Mehrdad Asgari, Christina Glaubitz, Lea C. Klepsch, Yannik Köster, Jakob Meyer, Santiago Miret, Tim Hoffmann, Fabian Alexander Kreth, Michael Ringleb, Nicole Roesner, Ulrich S. Schubert, Leanne M. Stafast, Dinga Wonanke, Michael Pieler, Philippe Schwaller, and Kevin Maik Jablonka. Are large language models superhuman chemists? *arXiv:2404.01475*, April 2024. doi: 10.48550/arXiv.2404.01475. URL <http://arxiv.org/abs/2404.01475>.



- Karen Palacio-Rodríguez, Isaias Lans, Claudio N. Cavasotto, and Pilar Cossio. Exponential consensus ranking improves the outcome in docking and receptor ensemble docking. *Scientific Reports*, 9(1):5142, March 2019. ISSN 2045-2322. doi: 10.1038/s41598-019-41594-3. URL <https://www.nature.com/articles/s41598-019-41594-3>.
- Qizhi Pei, Lijun Wu, Kaiyuan Gao, Jinhua Zhu, Yue Wang, Zun Wang, Tao Qin, and Rui Yan. Leveraging Biomolecule and Natural Language through Multi-Modal Learning: A Survey. *arXiv:2403.01528*, March 2024. doi: 10.48550/arXiv.2403.01528. URL <http://arxiv.org/abs/2403.01528>.
- Daniil Polykovskiy, Alexander Zhebrak, Benjamin Sanchez-Lengeling, Sergey Golovanov, Oktai Tatanov, Stanislav Belyaev, Rauf Kurbanov, Aleksey Artamonov, Vladimir Aladinskiy, Mark Veselov, Artur Kadurin, Simon Johansson, Hongming Chen, Sergey Nikolenko, Alán Aspuru-Guzik, and Alex Zhavoronkov. Molecular Sets (MOSES): A Benchmarking Platform for Molecular Generation Models. *Frontiers in Pharmacology*, 11, December 2020. ISSN 1663-9812. doi: 10.3389/fphar.2020.565644. URL <https://www.frontiersin.org/journals/pharmacology/articles/10.3389/fphar.2020.565644/full>.
- Kristina Preuer, Philipp Renz, Thomas Unterthiner, Sepp Hochreiter, and Gunter Klambauer. Fréchet ChemNet distance: a metric for generative models for molecules in drug discovery. *Journal of chemical information and modeling*, 58(9):1736–1741, 2018.
- Glen L. Prosser, Jim Zhen Wu, and Hartmut Luecke. Crystal Structure of *Tritrichomonas foetus* Inosine Monophosphate Dehydrogenase in Complex with the Inhibitor Ribavirin Monophosphate Reveals a Catalysis-dependent Ion-binding Site. *Journal of Biological Chemistry*, 277(52):50654–50659, December 2002. ISSN 0021-9258. doi: 10.1074/jbc.M208330200. URL <https://www.sciencedirect.com/science/article/pii/S0021925819313821>.
- Alec Radford, Jong Wook Kim, Chris Hallacy, Aditya Ramesh, Gabriel Goh, Sandhini Agarwal, Girish Sastry, Amanda Askell, Pamela Mishkin, Jack Clark, Gretchen Krueger, and Ilya Sutskever. Learning Transferable Visual Models From Natural Language Supervision. In *Proceedings of the 38th International Conference on Machine Learning*, pages 8748–8763. Proceedings of Machine Learning Research, July 2021. URL <https://proceedings.mlr.press/v139/radford21a.html>. ISSN: 2640-3498.
- Colin Raffel, Noam Shazeer, Adam Roberts, Katherine Lee, Sharan Narang, Michael Matena, Yanqi Zhou, Wei Li, and Peter J Liu. Exploring the limits of transfer learning with a unified text-to-text transformer. *Journal of Machine Learning Research*, 21(140):1–67, 2020.
- Mayk Caldas Ramos, Christopher J. Collison, and Andrew D. White. A Review of Large Language Models and Autonomous Agents in Chemistry. *arXiv:2407.01603*, June 2024. doi: 10.48550/arXiv.2407.01603. URL <http://arxiv.org/abs/2407.01603>. arXiv:2407.01603.
- Daniel Rothchild, Alex Tamkin, Julie Yu, Ujval Misra, and Joseph Gonzalez. C5t5: Controllable generation of organic molecules with transformers. *arXiv preprint arXiv:2108.10307*, 2021.
- Sergio Ruiz-Carmona, Daniel Alvarez-Garcia, Nicolas F oluppe, A. Beatriz Garmendia-Doval, Szilveszter Juhos, Peter Schmidtke, Xavier Barril, Roderick E. Hubbard, and S. David Morley. rDock: A fast, versatile and open source program for docking ligands to proteins and nucleic acids. *PLOS Computational Biology*, 10(4):e1003571, April 2014. ISSN 1553-7358. doi: 10.1371/journal.pcbi.1003571. URL <https://journals.plos.org/ploscompbiol/article?id=10.1371/journal.pcbi.1003571>. Publisher: Public Library of Science.
- Kathleen M. Sakamoto, Kyung B. Kim, Akiko Kumagai, Frank Mercurio, Craig M. Crews, and Raymond J. Deshaies. Protacs: Chimeric molecules that target proteins to the Skp1–Cullin–F box complex for ubiquitination and degradation. *Proceedings of the National Academy of Sciences*, 98(15):8554–8559, July 2001. doi: 10.1073/pnas.141230798. URL <https://www.pnas.org/doi/full/10.1073/pnas.141230798>.
- Michael A Skinnider. Invalid smiles are beneficial rather than detrimental to chemical language models. *Nature Machine Intelligence*, pages 1–12, 2024.

- Teague Sterling and John J Irwin. Zinc 15–ligand discovery for everyone. *Journal of chemical information and modeling*, 55(11):2324–2337, 2015.
- Bing Su, Dazhao Du, Zhao Yang, Yujie Zhou, Jiangmeng Li, Anyi Rao, Hao Sun, Zhiwu Lu, and Ji-Rong Wen. A Molecular Multimodal Foundation Model Associating Molecule Graphs with Natural Language. *arXiv:2209.05481*, September 2022. doi: 10.48550/arXiv.2209.05481. URL <http://arxiv.org/abs/2209.05481>.
- Ross Taylor, Marcin Kardas, Guillem Cucurull, Thomas Scialom, Anthony Hartshorn, Elvis Saravia, Andrew Poulton, Viktor Kerkez, and Robert Stojnic. Galactica: A large language model for science. *arXiv preprint arXiv:2211.09085*, 2022.
- Fabio Urbina, Filippa Lentzos, Cédric Invernizzi, and Sean Ekins. Dual use of artificial-intelligence-powered drug discovery. *Nature Machine Intelligence*, 4(3):189–191, March 2022. ISSN 2522-5839. doi: 10.1038/s42256-022-00465-9. URL <https://www.nature.com/articles/s42256-022-00465-9>.
- Jeffrey A van Santen, Ella F Poynton, Dasha Iskakova, Emily McMann, Tyler A Alsup, Trevor N Clark, Claire H Fergusson, David P Fewer, Alison H Hughes, Caitlin A McCadden, Jonathan Parra, Sylvia Soldatou, Jeffrey D Rudolf, Elisabeth M-L Janssen, Katherine R Duncan, and Roger G Linington. The Natural Products Atlas 2.0: a database of microbially-derived natural products. *Nucleic Acids Research*, 50(D1):D1317–D1323, January 2022. ISSN 0305-1048. doi: 10.1093/nar/gkab941. URL <https://doi.org/10.1093/nar/gkab941>.
- Pat Walters. Generative Molecular Design Isn’t As Easy As People Make It Look, May 2024. URL <https://practicalcheminformatics.blogspot.com/2024/05/generative-molecular-design-isnt-as.html>.
- Yuyang Wang, Jianren Wang, Zhonglin Cao, and Amir Barati Farimani. Molecular contrastive learning of representations via graph neural networks. *Nature Machine Intelligence*, 4(3):279–287, 2022.
- Xian Zeng, Peng Zhang, Weidong He, Chu Qin, Shangying Chen, Lin Tao, Yali Wang, Ying Tan, Dan Gao, Bohua Wang, Zhe Chen, Weiping Chen, Yu Yang Jiang, and Yu Zong Chen. NPASS: natural product activity and species source database for natural product research, discovery and tool development. *Nucleic Acids Research*, 46(D1):D1217–D1222, January 2018. ISSN 0305-1048. doi: 10.1093/nar/gkx1026. URL <https://doi.org/10.1093/nar/gkx1026>.
- Qiang Zhang, Keyang Ding, Tianwen Lyv, Xinda Wang, Qingyu Yin, Yiwen Zhang, Jing Yu, Yuhao Wang, Xiaotong Li, Zhuoyi Xiang, Xiang Zhuang, Zeyuan Wang, Ming Qin, Mengyao Zhang, Jinlu Zhang, Jiyu Cui, Renjun Xu, Hongyang Chen, Xiaohui Fan, Huabin Xing, and Huajun Chen. Scientific Large Language Models: A Survey on Biological & Chemical Domains. *arXiv:2401.14656*, January 2024. doi: 10.48550/arXiv.2401.14656. URL <http://arxiv.org/abs/2401.14656>.
- Wenyu Zhao, Dong Zhou, Buqing Cao, Kai Zhang, and Jinjun Chen. Adversarial Modality Alignment Network for Cross-Modal Molecule Retrieval. *IEEE Transactions on Artificial Intelligence*, 5(1):278–289, January 2024a. ISSN 2691-4581. doi: 10.1109/TAI.2023.3254518. URL <https://ieeexplore.ieee.org/document/10063974>.
- Zihan Zhao, Da Ma, Lu Chen, Liangtai Sun, Zihao Li, Hongshen Xu, Zichen Zhu, Su Zhu, Shuai Fan, Guodong Shen, Xin Chen, and Kai Yu. ChemDFM: Dialogue Foundation Model for Chemistry. January 2024b. doi: 10.48550/arXiv.2401.14818. URL <http://arxiv.org/abs/2401.14818>. arXiv:2401.14818.
- Zaixiang Zheng, Yifan Deng, Dongyu Xue, Yi Zhou, Fei Ye, and Quanquan Gu. Structure-informed language models are protein designers. In *International Conference on Machine Learning*, pages 42317–42338. Proceedings of Machine Learning Research, 2023.

## 7 Appendix

### 7.1 Computational resources

For ChemLML models with less than 1B total parameters, we perform the training on one NVIDIA RTX 2080Ti, which has 11GB memory; for ChemLML models with greater than 1B total parameters, we perform the training on one NVIDIA L40, which has 48GB memory.

### 7.2 Broader impacts

Like all molecule generation models, ChemLML has both positive and negative potential broader impacts due to its potential to suggest novel chemicals [Urbina et al., 2022]. These impacts are especially pertinent for text-based generative models such as ChemLML because they are designed to produce chemicals with desired properties from natural language without requiring experimental training data related to those properties for supervised training. As demonstrated in our case study, one goal with ChemLML is to use it for beneficial purposes through applications in early stage drug discovery. However, we also see the potential to generate harmful molecules based on our partial manual review of the ChEBMI-20 dataset used to train ChemLML models. We encountered text descriptions related to opioids and carcinogens. Ultimately, molecules generated by ChemLML still have to be manually reviewed and synthesized by a human chemist. Therefore, we believe it presents less relative risk than existing harmful chemicals and a fully-automated system like ChemCrow [Bran et al., 2024] that plans and executes chemical synthesis.

### 7.3 Supplementary Figures

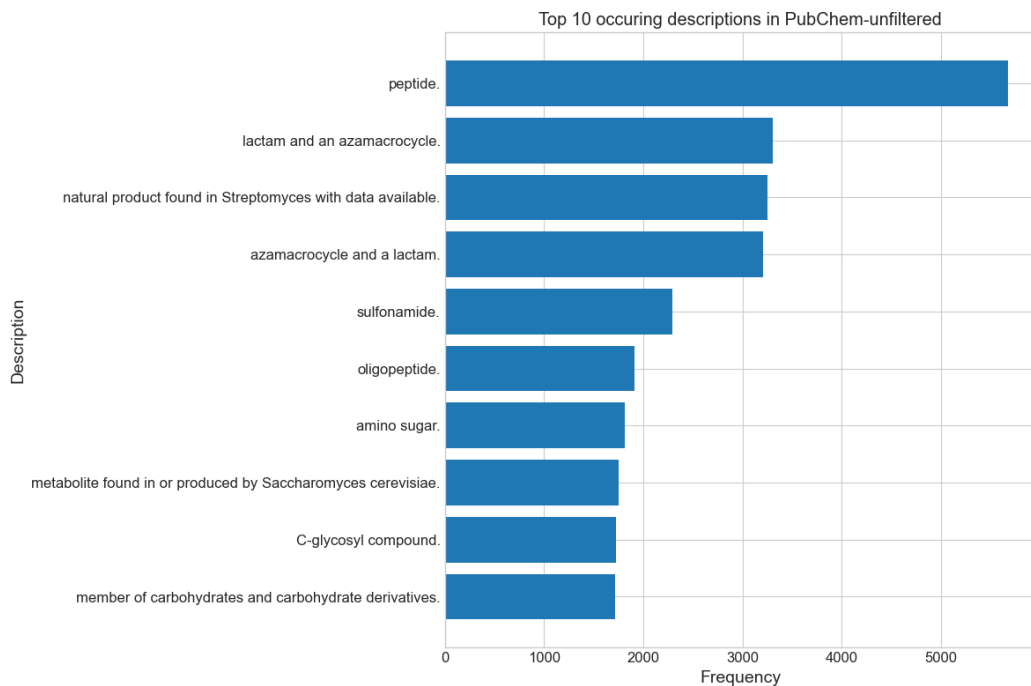


Figure S1: Top 10 most frequent descriptions from the PubChem-unfiltered dataset. The description prefix "The molecule is a/an" is omitted.

## 7.4 Supplementary Tables

	Models	Trainable/Total Params	Exact ↑	MACCS FTS ↑	RDKit FTS ↑	Morgan FTS ↑	Validity ↑
Baseline methods	MolT5	248M/248M	0.031	0.475	0.347	0.278	0.555
	Text+ChemT5	223M/223M	0.022	0.486	0.355	0.253	0.674
ChemLML	T5 encoder+MolXPT	4.7M/464M	<b>0.031</b>	<b>0.474</b>	<b>0.347</b>	<b>0.224</b>	0.958
	T5 encoder+MolGen 7B	56.7M/6.64B	0.028	0.446	0.302	0.206	0.992
	SciBERT+MolGen	4.7M/317M	0.012	0.380	0.251	0.131	0.971
	Galactica 125M+MolGen	4.7M/333M	0.026	0.414	0.274	0.177	0.990
	T5 encoder+MolGen	4.7M/317M	0.012	0.408	0.260	0.162	<b>0.995</b>
	Galactica 1.3B+MolGen	7.4M/1.53B	0.025	0.410	0.269	0.182	0.994
	Galactica 6.7B+MolGen	11.5M/6.87B	0.024	0.423	0.270	0.189	0.992
	T5 encoder finetune+MolXPT	114M/464M	<b>0.034</b>	0.453	0.314	<b>0.229</b>	0.988
	SciBERT finetune+MolGen	115M/317M	0.027	0.426	0.289	0.200	0.990
	T5 encoder finetune+MolGen	114M/317M	0.029	0.458	0.325	0.208	0.991
	Galactica 125M finetune+MolGen	130M/333M	0.021	0.413	0.271	0.175	0.991
T5 encoder finetune+MolGen 7B	166M/6.64B	0.030	<b>0.474</b>	<b>0.337</b>	0.218	<b>0.995</b>	

Table S1: Results of molecule generation on the PubChem-unfiltered test set.

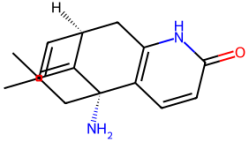
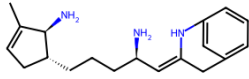
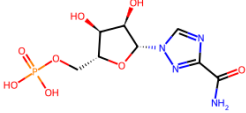
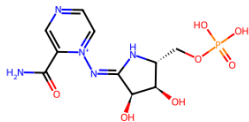
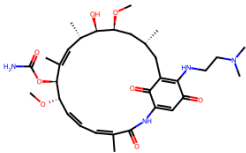
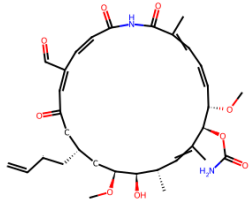
Similarity	Ground truth molecule (SMILES)	Ground truth molecule (PubChem CID)	Generated molecule (SMILES)	Description	Target protein (UniProt)	Target protein structure (PDB)
Low	<chem>C/C=C1\ C@H]2C=C(C)C[C@]1(N)c1ccc(=O)[nH]c1C2</chem>	854026	<chem>CC1=CC[C@@H](CCC[C@@H](N)C=C2Cc3cccc(c3)N2)[C@@H]1N</chem>	The molecule is a sesquiterpene alkaloid isolated from a club moss <i>Huperzia serrata</i> that has been shown to exhibit neuroprotective activity. It is also an effective inhibitor of acetylcholinesterase and has attracted interest as a therapeutic candidate for Alzheimer's disease. It has a role as an EC 3.1.1.7 (acetylcholinesterase) inhibitor, a neuroprotective agent, a plant metabolite and a nootropic agent. It is a sesquiterpene alkaloid, a pyridone, a primary amino compound and an organic heterocyclic compound. It is a conjugate base of a huperzine A(1+).	P22303	4EY5 [Cheung et al., 2012]
						
Medium	<chem>NC(=O)c1ncn([C@@H]2O[C@H](CO)P(=O)(O)O)[C@@H](O)[C@H]2O)n1</chem>	100252	<chem>NC(=O)c1ncn([n+]1N=C1N[C@@H](COP(=O)(O)O)[C@@H](O)[C@H]1O</chem>	The molecule is a 1-ribose-5-phosphoryl-1H-1,2,4-triazole that is ribavirin in which the hydroxy group at the 5'-position is replaced by a phosphonoxy group. It is the active metabolite of the antiviral agent ribavirin. It has a role as a human blood serum metabolite, a drug metabolite, an antiviral agent and an EC 1.1.1.205 (IMP dehydrogenase) inhibitor. It is a 1-ribose-5-phosphoryl-1H-1,2,4-triazole, a ribose monophosphate, an aromatic amide, a monocarboxylic acid amide and a primary carboxamide. It is functionally related to a ribavirin. It is a conjugate acid of a ribavirin 5'-monophosphate(2-).	P50097	1ME7 [Prorise et al., 2002]
						
High	<chem>CO[C@H]1/C=C\C/C=C(/C)C(=O)NC2=CC(=O)C(NCCN(C)C)=C(C[C@@H](C)C[C@@H](OC)[C@H](O)[C@@H](C)/C=C(\ C)[C@@H]1OC(N)=O)C2=O</chem>	5288674	<chem>C=C[CH]C[C@@H]1CC(=O)C=C(C=O)C=CC(=O)NC(=O)/C(C)=C/C=C\C\ C(OC)[C@@H](OC(N)=O)/C(C)=C/[C@H](C)[C@@H](O)[C@@H](OC)C1</chem>	The molecule is a 19-membered macrocycle that is geldanamycin in which the methoxy group attached to the benzoquinone moiety has been replaced by a 2-(N,N-dimethylamino)ethylamino group. It has a role as a Hsp90 inhibitor. It is a secondary amino compound, a tertiary amino compound, an ansamycin, a member of 1,4-benzoquinones and a carbamate ester. It is functionally related to a geldanamycin.	P07900	1OSF [Jez et al., 2003]
						

Table S2: Text descriptions, ground truth molecules, generated molecules, and target proteins selected for the docking case study. The molecule columns also visualize the 2D structures.

Compound set	SMILES generated	SMILES processed and docked		
		Hsp90	IMPDH	AChE
FDA	2956	2956	2954	2952
ChemLML background	657	657	657	657
ChemLML T5+MolGen (Hsp90)	100	16		
ChemLML T5+MolGen (IMPDH)	100		42	
ChemLML T5+MolGen (AChE)	100			52
ChemLML T5+MolXPT (Hsp90)	100	99		
ChemLML T5+MolXPT (IMPDH)	100		99	
ChemLML T5+MolXPT (AChE)	100			92
MolT5 (Hsp90)	100	97		
MolT5 (IMPDH)	100		98	
MolT5 (AChE)	100			96
Text+ChemT5 (Hsp90)	100	83		
Text+ChemT5 (IMPDH)	100		96	
Text+ChemT5 (AChE)	100			86

Table S3: Attrition of model-generated SMILES for each target in processing for docking. The values indicate the number of SMILES generated (RDKit-valid) and those successfully embedded into 3D coordinates, protonated, and ultimately docked.

## 7.5 Supplementary Methods

### 7.5.1 PubChem dataset

Generic PubChem descriptions may be reasonable for learning general molecule properties but violate our assumptions for evaluating text-based molecule generation, which leverages the molecular similarity principle and assumes the generated molecule should be structurally similar to the ground truth molecule. The biggest problem with PubChem-unfiltered is that many molecule descriptions are general. For example, the most frequent description, occurring 5,753 times is “The molecule is a peptide”, which is uninformative. The top 10 most frequent descriptions are shown in Fig. S1. Also, there are descriptions like “The molecule is a natural product found in” when there can be hundreds of natural products produced by a single species. For instance, the fungal genera *Aspergillus* and *Penicillium* are associated with 3,091 and 2,550 natural products, respectively, and the bacterial genus *Streptomyces* is associated with 5,755 natural products [van Santen et al., 2022].

In addition, there are counterintuitive descriptions. One PubChem-unfiltered example has the description “The molecule is a mineral” and the SMILES of oxygen. It turns out that “minerals” is indeed in the PubChem page of oxygen (CID 977). This is because “orange”  $^{18}\text{O}_2$  was crystallized under special experimental conditions [Cromer et al., 1983]. Thus, oxygen is recorded in the American Mineralogist Crystal Structure Database, which is cross-referenced from PubChem. In order to obtain a more meaningful dataset, we filter out descriptions less than 30 words and containing the description “natural product”. This eliminates many, but not all, of the issues described above.

Even the PubChem-filtered dataset contains other potential problems. A form of data leakage arguably occurs when a synonym of the molecule is in the text description. Our dataset review noted many drug names such as loperamide, tretinoin, lanreotide, ambrisentan, nesbuvir, danusertib, and others in the descriptions. Other descriptions state that the molecules is an enantiomer of another. Yet other descriptions retain leftover IUPAC names, which can be used to generate molecules [Rothchild et al., 2021]. In all of these cases, the text descriptions gives more information than expected about the chemical structure, which may inflate similarity-based evaluation metrics.

We constructed the PubChem-filtered dataset independently from the ChEBI-20 dataset. However, even though we have transformed all the molecules into canonical form and make sure there are no overlapping canonical SMILES between the PubChem-filtered and the ChEBI-20 datasets, there are still molecules that have 100% similarity between PubChem-filtered and ChEBI-20. We did not exhaustively remove these molecules in the datasets. Thus, we cannot guarantee that PubChem-filtered is entirely disjoint from the ChEBI-20 training and validation splits.

In the evaluations, we directly test MolT5 and Text+ChemT5’s performance on the test set without further finetuning. For fair comparison, we also train ChemLML models on ChEBI-20 and test on the PubChem test set without finetuning. To make sure the PubChem test set corpus aligns with the ChEBI-20 training corpus, we manually replace each molecule’s IUPAC name with “This molecule” and delete “with data available” at the end of the sentence.

Note that the typo “macrocycle” in the high similarity description in Table S2 appears in the original PubChem data and was not introduced by our processing.

### 7.5.2 Evaluation metrics

Fréchet ChemNet Distance [Preuer et al., 2018] is a common evaluation metric for generative molecular models. It uses the embedding of the molecules in ChemNet [Mayr et al., 2018], a long short-term memory-based model, to detect whether generated molecules are diverse and have similar properties as real molecules. We do not use this metric because our preliminary results and an independent evaluation [Holzgruber, 2024] found it is highly sensitive to the sample size and molecule padding length.

Previous work in molecule generation also used metrics such as diversity and novelty for evaluating molecule generation. However, these metrics primarily focus on sampling the chemical space to generate diverse molecules, which are not well-suited for description-guided molecule design.

Levenshtein distance and BiLingual Evaluation Understudy (BLEU) scores have also been used previously to compare string representations of molecules. However, these two scores that are common in NLP are not as suitable for molecules. Imagine the case where the generated molecule

exactly matches the ground truth molecule at every character except the last right parenthesis, which makes it fail to close the aromatic ring. It will yield a high BLEU score and low Levenshtein distance, despite the generated molecule being chemically invalid.

### 7.5.3 Text+ChemT5 tasks

The Text+ChemT5 [Christofidellis et al., 2023] tasks are:

- mol2mol: This task contains forward reaction and retrosynthesis subtasks. In the forward reaction task, given reagents and/or enzymes, the model needs to generate the main product of the chemical reaction. For retrosynthesis, given the product of a chemical reaction, the model needs to find the reagents and/or enzymes.
- mol2text: Given the molecule represented as SMILES, the model needs to generate a textual description of the molecule.
- text2mol: Given the textual description of a molecule, the model needs to generate the SMILES representation of the molecule.
- text2text: Given the natural language description of a chemical reaction, the model needs to generate a step-wise execution protocol to carry out the reaction.

### 7.5.4 Docking case study

To select one instance from each similarity bin (low, medium, and high), we manually reviewed the instances in each bin. We selected the first five descriptions that pertained to a single, specific protein target as opposed to multiple targets or inhibition of a biological process. Then, we examined the ground truth molecules in PubChem. The example proteins selected for docking were those having experimental ligand-bound structures cross-referenced from PubChem with unambiguous binding sites for search space specification in docking. Table S2 provides more information about these three selected examples.

For each target protein, we docked the ground truth molecule, generated molecules, and control molecules from two types of background distributions. The first background distribution originally contained 3,082 small molecules from the Selleck L1300 FDA-approved Library. The second background distribution originally contained 1,000 generated molecules from the ChemLML ChemT5+MolGen model sampling text descriptions from PubChem filtered. Due to molecule pre-processing, docking-based scoring was ultimately achieved on 2,956 and 657 compounds from these background sets, respectively (Table S3). Additional components within generated SMILES, like complexed waters or counterions on salts, were stripped from parent molecular species prior to RDKit SMILES canonicalization. Using OpenEye applications (Cadence Molecular Sciences, Santa Fe, NM), small molecule sets were processed from SMILES inputs into 3D conformers using Omega2-v5.0.0.3 and assigned partial charges (MMFF) using MolCharge from QUACPAC v2.2.3.3 [Hawkins et al., 2010]. The most common error in 3D conformer generation involved missing force field parameters. The most significant attrition occurred due to the challenge of building macrocycles from generated SMILES for the Hsp90A target. Despite running Omega2 in "macrocycle" mode, only 16 of 100 syntactically valid SMILES (mostly macrocycles) generated by ChemLML T5+MolGen for this target produced dockable structures.

Protein targets were downloaded from RCSB.org (PDB accession codes: 1OSF, 1ME7, and 4EY5) in PDB format and processed using the DockPrep utility in ChimeraX v1.7.1 [Meng et al., 2023]. Compounds were docked with four different docking programs: FRED 4.3.0.3 (Cadence Molecular Sciences), Gnina v1.1 (<https://github.com/gnina/gnina>), PLANTS v1.2 (<https://github.com/discoverdata/parallel-PLANTS>), and rDock v24.03.192 (<https://github.com/CBDD/rDock>).

Docking site locations on each target were specified based on the position of the co-crystallized ground truth molecule in each target's protein crystal structure. Docking scores for each molecule, for each of the four programs, were integrated for a consensus score based on the method of exponential consensus ranking as described in Palacio-Rodríguez et al. [2019].



## 7.6 Supplementary Results

### 7.6.1 Docking case study generated molecules

The descriptions of the medium and high similarity examples include the chemicals' functional roles as protein inhibitors as well as specific chemical structural attributes. We examined the first generated molecules generated with temperature 1 and random seed 42 to assess whether these structural attributes were present (Table S2). The structure of the ground truth medium similarity example is in part described as "ribavirin in which the hydroxy group at the 5'-position is replaced by a phosphonooxy group". The generated molecule does contain the phosphonooxy (phosphate) group, but the 1,4-anhydroerythritol substructure in the ground truth molecule has an O replaced with NH in the generated molecule. In the high similarity example, ChemLML generates a macrocycle, but it is a 22-membered macrocycle instead of a 19-membered macrocycle. The generated molecule lacks the 1,4-benzoquinone substructure from the description but does contain the carbamate ester substructure. Even in the low similarity example, where specific details on structure are absent in the description text, key unsaturated bicyclo(3.3.1)nonyl substructures are present in both ground truth and generated compounds. In these limited examples, ChemLML retains some structural properties in the generated molecules but omits others. In general, when we cluster the molecules that ChemLML generates for each target, we observe that they reflect diverse chemical structures.