

Quasi-1D Coulomb drag in the nonlinear regime

Mingyang Zheng,¹ Rebika Makaju,¹ Rasul Gazizulin,^{1,2} Alex Levchenko,³ Sadvikas J. Addamane,⁴ and Dominique Laroche^{1,*}

¹*Department of Physics, University of Florida, Gainesville, FL 32611, USA*

²*National High Magnetic Field Laboratory High B/T Facility,
University of Florida, Gainesville, FL 32611, USA*

³*Department of Physics, University of Wisconsin–Madison, Madison, WI 53706, USA*

⁴*Center for Integrated Nanotechnologies, Sandia National Laboratories, Albuquerque, NM 87185, USA*

One-dimensional Coulomb drag has been an essential tool to probe the physics of interacting Tomonaga-Luttinger liquids. To date, most experimental work has focused on the linear regime while the predictions for Luttinger liquids beyond the linear response theory remain largely untested. In this letter, we report measurements of momentum transfer induced Coulomb drag between vertically-coupled quasi-one-dimensional quantum wires in the nonlinear regime. Measurements were performed at ultra-low temperatures between wires only 15 nm apart. Our results reveal a nonlinear dependence of the drag voltage as a function of the drive current superimposed with an oscillatory contribution, in agreement with theoretical predictions for Coulomb drag between Tomonaga-Luttinger liquids. Additionally, the observed current-voltage (I - V) characteristics exhibit a nonmonotonic temperature dependence, further corroborating the presence of non-Fermi-liquid behavior in our system. These findings are observed both in the single and in the multiple subband regimes and in the presence of disorder, extending the onset of this behavior beyond the clean single channel Tomonaga-Luttinger regime where the predictions were originally formulated.

Strongly interacting systems have garnered significant interest owing to the rich array of correlated physical phenomena they exhibit [1–5]. Owing to their reduced screening and their strong confinement potential, coupled quantum wires represent a prime example of such strongly interacting systems. These one-dimensional electrons are well-described by the Tomonaga-Luttinger liquid (TLL) theory [6–8], a paradigm which replaces the Fermi liquid model, [9–11] predominantly utilized in higher dimensions, by a framework where low energy excitations are described by independent spin and charge bosonic modes.

Nonlocal transresistance has been recognized as a powerful diagnostic for probing interactions in 1D systems [12–25], as it enables direct investigation of TLLs without the complicating influence of scattering in higher-dimensional reservoirs [26]. In a pair of closely spaced 1D wires, the electron flow in one wire induces a corresponding electron motion in the adjacent wire, a phenomenon known as Coulomb drag (see [27] for a comprehensive review). This drag effect has been interpreted as either arising from momentum transfer between the charge carriers or charge rectification in mesoscopic circuits. Various TLL signatures, including power-law dependencies [16, 28], spin-charge separation [29–31] and an upturn of the drag resistance as the temperature approaches zero [22, 23], have been experimentally observed in interacting 1D systems, though the nonlinear regime of these signature remains largely unexplored [13, 19, 20, 24].

Different mechanisms have been proposed for calculating the Coulomb drag in the nonlinear regime. In electrostatically coupled finite 1D channels, Nazarov, *et al.* [13] predicted the nonlinear drive current dependence of

drag voltage in the perturbative regime, while Peguiron, *et al.* [19] predicted similar drag current nonlinear oscillations as a function of the drive voltage in the weak interwire coupling regime with backscattering interactions for inhomogeneous TLLs. This model predicts voltage oscillations with a period proportional to the plasmon frequency, and a rich temperature dependence of the drag current, exhibiting signatures of non-Fermi-liquid physics. However, confirmation of these theoretical predictions remains elusive, owing to the limited Coulomb drag experimental results in the nonlinear regime [24].

In contrast to previous work in laterally coupled quantum wire devices with a large interwire separation ($d \gtrsim 150$ nm) where the drag signal arises from charge rectification [24], this Letter focuses on the nonlinear regime of the momentum transfer induced component of 1D Coulomb drag observed in vertically-integrated quantum wires only $d_{\text{vert}} = 33$ nm apart. Such devices have been shown to exhibit notable contributions from both momentum-transfer and charge-rectification-induced Coulomb drag [25]. In the single subband configuration, we observe a nonlinear and oscillatory Coulomb drag signal exhibiting a nonmonotonous temperature dependence, as predicted theoretically [13, 19]. A similar behavior is also observed beyond the single subband limit, offering insights into the underlying mechanisms of nonlinear multi-subband Coulomb drag, a regime not addressed within the previous theoretical predictions [19].

The vertically integrated quantum wire device is fabricated from an n-doped GaAs/AlGaAs electron bilayer heterostructure with two 18-nm-wide quantum wells separated by a 15-nm-wide Al_{0.3}Ga_{0.7}As barrier, resulting in an interwire separation $d_{\text{vert}} = 33$ nm. The unpat-

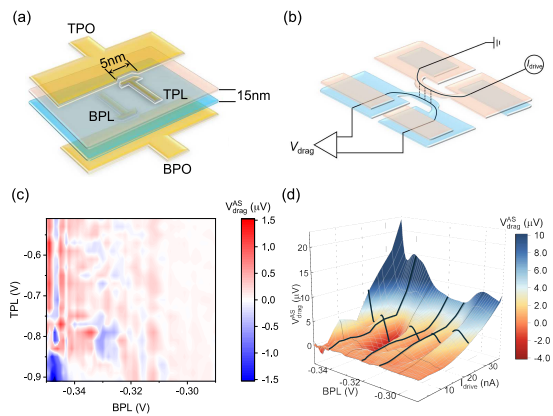


FIG. 1. (a) Schematic of the active part of the double quantum wire device. Each wire consists of a plunger (PL) and a pinch-off (PO) gate. In the interacting region of the device, two vertically superimposed independent quantum wires are created, leveraging selective layer depletion. (b) Schematic of the double quantum wire device with all gates properly biased. The conducting part of the top layer is shown in pink and that of the bottom layer is shown in blue. (c) The antisymmetric component of Coulomb drag V_{drag}^{AS} as a function of the top (drive) and bottom (drag) gate voltages when the drive current is around 0.85 nA at 15 mK. (d) V_{drag}^{AS} as a function of the drag wire density and of the drive current I_{drive} when the drive wire density is constant at TPL = -0.55 V at $T \sim 15$ mK. The black lines at BPL = -0.34 V, BPL = -0.32 V, BPL = -0.31 V and $I_{\text{drive}} = 22.5$ nA highlight the oscillations of the drag signal with both density and drive current.

tered density and mobility of the GaAs quantum well are $n = 2.98 \times 10^{11} \text{ cm}^{-2}$ and $\mu = 7.4 \times 10^4 \text{ cm}^2/\text{V} \cdot \text{s}$, respectively. As shown in Fig. 1(a), each wire is defined by a pinch-off (PO) gate and a plunger (PL) gate with the top and bottom gates separated by ~ 250 nm. The measurements were performed using standard low-frequency AC techniques at a frequency of 13 Hz in a dilution refrigerator at a base lattice temperature below 7 mK. Consistent with previous works in vertically-coupled quantum wires [22, 23], the PO gates are primarily used to independently contact the quantum wires and minimize tunneling current between them, while the PL gates are used to adjust the wire's width and electronic density. With appropriate negative voltages applied to four gates, two independently contacted quantum wires are created, as shown in Fig. 1(b). In this vertically superimposed design, interlayer interactions occur only in the region where the two quasi-1D wires overlap. As depicted in Fig. 1(b), the drive current (I_{drive}) is applied to the top wire, and the induced Coulomb drag voltage (V_{drag}) is measured in the bottom wire. In the subsequent measurement, the bottom wire is used as the drag wire since the bottom wire exhibits sharper subbands and fewer defects compared to the top wire [32]. Additional details regarding the device characterization are presented in a

prior publication [25] and in the supplement [32].

To investigate the momentum transfer component of the Coulomb drag signal, the raw signal is separated into a symmetric component, $V_{\text{drag}}^S = \frac{V_{\text{drag}}^R + V_{\text{drag}}^L}{2}$, and an antisymmetric component $V_{\text{drag}}^{AS} = \frac{V_{\text{drag}}^R - V_{\text{drag}}^L}{2}$. The symmetric (antisymmetric) component is associated with charge rectification (momentum transfer) [25]. Here, the V_{drag}^R (V_{drag}^L) represents the drag signal when the drive current direction is parallel (antiparallel) with the drag voltage measurement polarity.

The drag signal has been measured at various TPL and BPL biases, corresponding to different electron densities in the drive and drag wires. The antisymmetric component of Coulomb drag V_{drag}^{AS} is plotted in Fig. 1(c) to illustrate the sizable strength of momentum transfer drag over most of the explored gate voltage range. To study the I - V relation of the momentum transfer Coulomb drag at a constant drive wire density, a line cut at TPL = -0.55 V is selected and V_{drag}^{AS} is plotted as a function of the BPL gate voltage and the drive current ranging from 0.85 nA to 37 nA, as shown in Fig. 1(d). Besides a strong nonlinearity, the antisymmetric component of the drag voltage exhibits amplitude oscillations as a function of the drive current over a drag wire density ranges from one subband to more than three subbands, corresponding to gate voltages in the range BPL = -0.35 V to BPL = -0.29 V. These oscillations, predicted by the capacitively coupled TLL constrictions and finite-length inhomogeneous TLL models [13, 19] and reported for the first time here, confirm the presence of TLL physics in our system. Notably, these effects persist in the multiple subband regime and for disordered wires with mismatched densities, extending beyond the stricter requirements of the theoretical predictions. We also note that the qualitative behavior observed at TPL = -0.55 V is qualitatively similar to what is observed at different drive wire densities, as shown in Fig. S4.

We now study the electron density dependence of the I - V relation. Several configurations are selected at different subband occupancies of the drive and drag wire. As shown in Fig. 2, the drag wire occupancy N_{drag} ranges from 1 to above 3 when BPL varies from -0.341 V to -0.291 V, while the drive wire occupancy $N_{\text{drive}} = 1$ for TPL $\simeq -0.73$ V and $N_{\text{drive}} = 2$ for TPL $\simeq -0.55$ V. For Fig. 2(a) and Fig. 2(b), V_{drag}^{AS} oscillates with drive current until $I_{\text{drive}} > 30$ nA, with a period $I_{\text{drive}}^0 = 9.4$ nA and 16.5 nA, respectively. When the drive wire has 2 populated subbands, the oscillation period is instead $I_{\text{drive}}^0 = 11.45$ nA, 12.35 nA and 17.9 nA for figures 2(c), 2(d) and 2(e), respectively. The oscillation period I_{drive}^0 is estimated from the distance between two neighboring local minima. The magnitude of this oscillation is increasingly dampened with increasing subband occupancy and becomes too weak to reliably extract for $N_{\text{drag}} > 3$, as shown in Fig. 2(f). Notably, the magni-

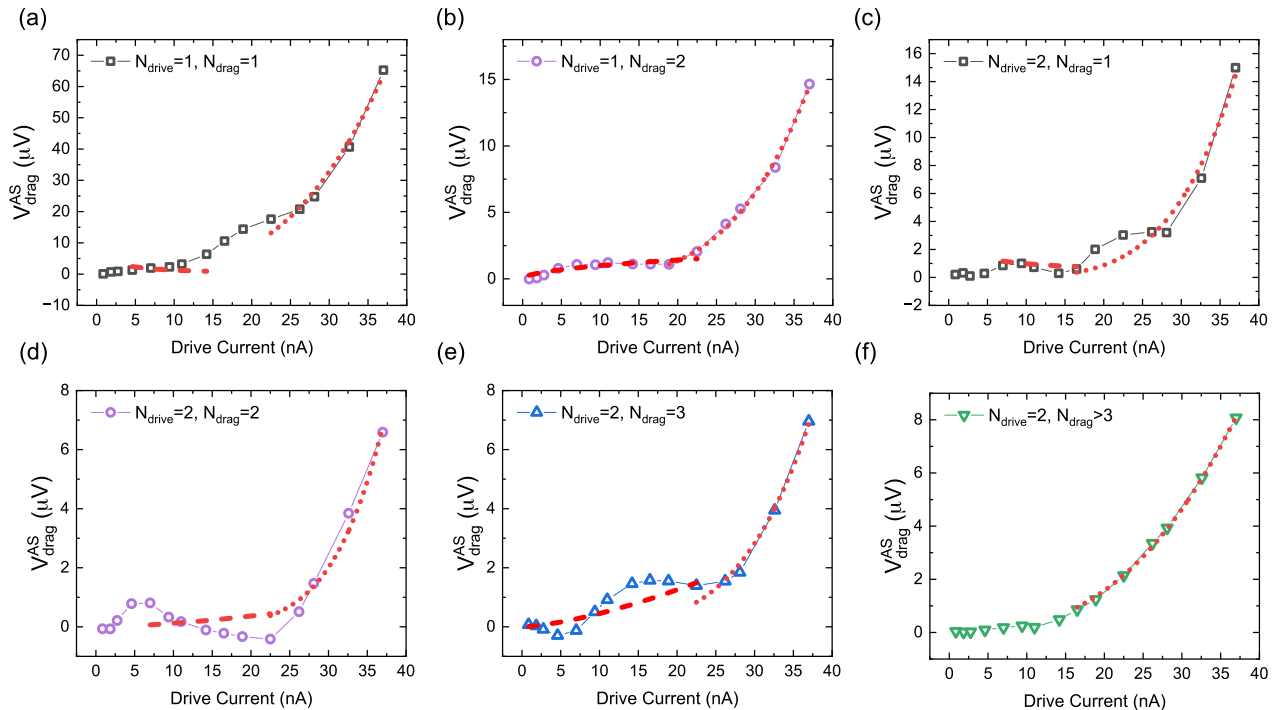


FIG. 2. Antisymmetric component of Coulomb drag $V_{\text{drag}}^{\text{AS}}$ as a function of the drive current I_{drive} when the drive wire has a single subband (TPL = -0.73V) for (a) $N_{\text{drag}} = 1$ at BPL = -0.341 V and (b) $N_{\text{drag}} = 2$ at BPL = -0.317 V, and when the drive wire has 2 populated subbands (TPL = -0.55 V) for (c) BPL = -0.341 V, (d) BPL = -0.317 V, (e) BPL = -0.308 V and (f) BPL = -0.291 V, corresponding to $N_{\text{drag}} = 1$, $N_{\text{drag}} = 2$, $N_{\text{drag}} = 3$, and $N_{\text{drag}} > 3$, respectively. The dashed curves show the dominant contribution in the moderate bias regime. This contribution evolves as I_{drive}^{4g-2} , with the g values calculated from the extracted oscillation periods and electron densities. In the high-bias regime, the data are fitted to a power-law (dotted line). The extracted exponents, all exceeding 2, are 3.2, 3.8, 4.6, 5.8, 4.7 and 2.7 for panels (a) through (f), respectively.

tude of the drag signal in the nonlinear regime is greatly enhanced for $N_{\text{drag}} = N_{\text{drive}} = 1$. Density matching and reduced screening arising from the lower electron density could potentially explain this effect. A weakening of the electron-electron interactions beyond the single-subband limit could also be at play.

For two interacting 1D wires of the same length L coupled to noninteracting electron reservoirs, the oscillation period of the drag signal is drive wire bias dependent: $eV_{\text{drive}}^0 \simeq 2\pi\hbar\omega_L$ [19]. Here, $\omega_L = v_F/gL$ is the collective plasmonic excitation frequency from the finite length calculations and g is the TLL interaction parameter, with $g < 1$ for repulsive interactions. From this oscillation period, we can extract the g values for different subband configurations. Here, the one subband density is assumed to be $n_{1D} = 1.68 \times 10^8 \text{ m}^{-1}$, based on the difference between the 1D electron densities of five populated subbands and six populated subbands from our previous measurement [24] in laterally coupled devices. In multi-subband configurations, the electrons in filled subbands lie well below the Fermi surface and contribute minimally to scattering processes [33] which result in the Coulomb drag effect through momentum transfer. Therefore, it is

reasonable to consider only the electron density on the top subband and to use the same 1D subband densities for different subband configurations. This assumption is further justified by the unrealistically large g values ($g > 1$) extracted if the total estimated 1D density is used when the wires have more than a single subband populated. From the oscillation period I_{drive}^0 and the drag wire conductance measurement, the calculated g values are 0.29 ± 0.09 and 0.6 ± 0.1 for $N_{\text{drag}} = N_{\text{drive}} = 1$ and $N_{\text{drag}} = 1, N_{\text{drag}} = 2$. When two subbands are populated in the drive wire, the calculated g values are 0.4 ± 0.1 , 0.9 ± 0.1 , and 0.87 ± 0.07 when $N_{\text{drag}} = 1, N_{\text{drag}} = 2$ and $N_{\text{drag}} = 3$, respectively. Here the errors on g are calculated from the uncertainty in determining the current oscillation period, which arises mainly from the current step size. The smaller g values at lower subband occupancy aligns with the expected enhancement of interaction strength at lower electron density.

To corroborate these latter points, we considered a generalized TLL model of a quantum wire with multiple transverse electron modes. We calculated the Luttinger liquid parameters g_i for each mode as a function of the density mismatch between channels, assuming short-

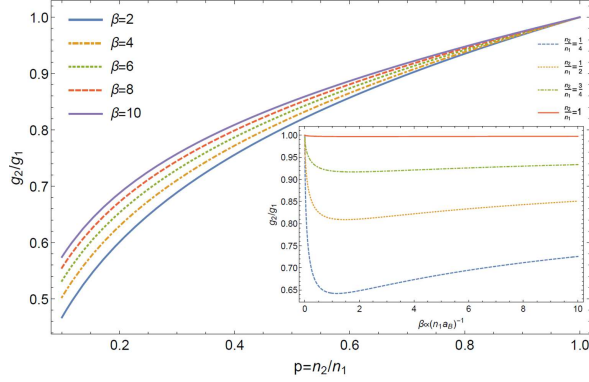


FIG. 3. The main panel shows ratio of the TLL interaction constants in a two-channel quantum wire as a function of electron density ratio in each channel $p = n_2/n_1$. Different lines correspond to different strength of interaction described by a dimensionless parameter $\beta = \ln(k_F d)^2 / (\pi^2 n_1 a_B)$ that is normalized to the density in the first channel, and a_B is the Bohr's radius. The inset shows the same data but plotted as a function of β for a few selected values of $p = \frac{1}{4}, \frac{1}{2}, \frac{3}{4}, 1$ as shown in the legends.

range interactions (see supplement [32] for further technical details). The results of this analysis are shown in Fig. 3 where, as an example, we plot the ratio of interaction constants across a broad range of system parameters, including electron densities and the strength of bare interactions for the two-mode wire. We conclude that the interaction parameters are primarily determined by the velocity of the macroscopic plasmon and the total electron density. From the numerical analysis, we observe that the variability of g_i between different channels is not significant, supporting our fitting procedure based on a single-mode theory.

In Ref. [19] an analytic approximation was derived in the limit of high voltages or long wires, predicting $I_{\text{drag}} \sim V_{\text{drive}}^{4g-2}$. Naively fitting the whole range of the data, as shown in the dotted lines of Fig. 2, yields power-law exponents larger than 2 and g values larger than 1, inconsistent with both the period estimates and repulsive interactions. This discrepancy could arise because the 1D subbands begin to smear out as the drive current exceeds ~ 25 nA, because of Joule heating or because such large voltages extend beyond the model's limits. Instead, we plot $A \cdot I_{\text{drive}}^{4g-2}$ with the g values extracted from periodicity in I_{drive}^0 and a fitted constant A . As shown by the dashed lines in Fig. 2, this procedure accurately captures the overall trend below 20 nA across different subband configurations, consistent with theoretical predictions [19].

We now discuss the temperature dependence of the drag signal, focusing on two subband configurations: $N_{\text{drive}} = N_{\text{drag}} = 1$ and $N_{\text{drive}} = 2, N_{\text{drag}} = 3$. As shown in Fig. 4(a) and Fig. 4(b), the oscillation amplitude

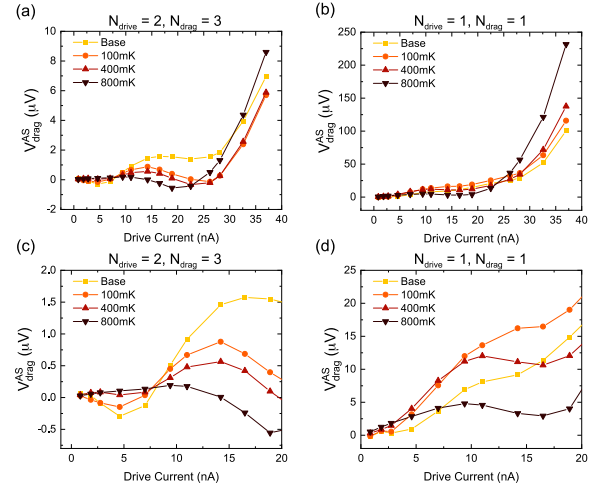


FIG. 4. Temperature dependence of the drive current dependent Coulomb drag. (a) $V_{\text{drag}}^{\text{AS}}$ as a function of I_{drive} at TPL = -0.55 V ($N_{\text{drive}} = 2$) and BPL = -0.308 V ($N_{\text{drag}} = 3$) when the temperature is at base, 200 mK, 400 mK, and 800 mK. (b) $V_{\text{drag}}^{\text{AS}}$ as a function of I_{drive} at TPL = -0.73 V ($N_{\text{drive}} = 1$) and BPL = -0.347 V ($N_{\text{drag}} = 1$) when the temperature is at base, 200 mK, 400 mK, and 800 mK. (c) Zoom-in figure of (a) at moderate bias. (d) zoom-in figure of (b) at moderate bias. These data illustrate the non-monotonous temperature dependence of $V_{\text{drag}}^{\text{AS}}$.

in the moderate drive current range ($I_{\text{drive}} < 20$ nA) decreases with increasing temperature. This flattening leads to a nonmonotonous temperature dependence at various positions within the oscillation period. For clarity, Fig. 4(c) provides a zoom-in view of the low-voltage regime from Fig. 4(a). Near a maximum at base temperature, $V_{\text{drag}}^{\text{AS}}$ decreases with increasing temperature, while the opposite behavior is observed near the minimum of the oscillation. Similar trends are observed for $N_{\text{drive}} = N_{\text{drag}} = 1$, as shown in Fig. 4(b) and Fig. 4(d). Here, $V_{\text{drag}}^{\text{AS}}$ initially increases with temperature for $I_{\text{drive}} \leq 2.75$ nA, followed by a behavior where $V_{\text{drag}}^{\text{AS}}$ first increases and then decreases as the oscillation flattens out. Eventually, $V_{\text{drag}}^{\text{AS}}$ increases with temperature increasing for $I_{\text{drive}} > 30$ nA. In contrast with the linear temperature dependence predicted for Coulomb drag between 1D Fermi liquid conductors, these observations confirm the presence of TLL physics in our system [34]. They are also in good agreement with the predictions of Ref. [19] for $T_L = \hbar\omega_L/k_B$ ranging between 2.4 K and 1.1 K for $N_{\text{drive}} = N_{\text{drag}} = 1$ and $N_{\text{drive}} = 2, N_{\text{drag}} = 3$, respectively.

In summary, we have investigated the nonlinear regime of Coulomb drag between two closely separated quantum wires with tunable contributions from momentum transfer and charge rectification. We systematically studied the nonlinear behavior and oscillations in the I - V characteristics of momentum transfer Coulomb drag

across different subband filling configurations. Notably, we report the first observation of a subband and drive current dependent oscillation period of the drag signal, consistent with theoretical predictions [13, 19]. This observation carries over to the multiple subband and density mismatched regimes, beyond the limits where the initial theoretical predictions were realized. These oscillations provide a reliable tool to extract the average interaction strength in Coulomb-coupled quantum wires, and confirm the strong electron interactions occurring between the vertically integrated quantum wires studied in this Letter. Furthermore, we studied the temperature dependence of the I - V relation, verifying the predicted nonmonotonous temperature behavior at different oscillation positions, which may result from interference between plasmon excitations in the wires [19]. The good agreement of the nonlinear Coulomb drag data with momentum-transfer predictions is in contrast to the discrepancies recently reported in the linear regime [25], and highlights the need for further theoretical work to bring a consistent model for Coulomb drag beyond the disorder-free single subband limit.

Acknowledgements— This work was performed, in part, at the Center for Integrated Nanotechnologies, an Office of Science User Facility operated for the U.S. Department of Energy (DOE) Office of Science. Sandia National Laboratories is a multimission laboratory managed and operated by National Technology & Engineering Solutions of Sandia, LLC, a wholly owned subsidiary of Honeywell International, Inc., for the U.S. DOE’s National Nuclear Security Administration under contract DE-NA-0003525. The views expressed in the article do not necessarily represent the views of the U.S. DOE or the United States Government. Part of this work was conducted at the Research Service Centers of the Herbert Wertheim College of Engineering at the University of Florida. A portion of this work was also performed at the National High Magnetic Field Laboratory. This work was partially supported by the National High Magnetic Field Laboratory through the NHMFL User Collaboration Grants Program (UCGP). The National High Magnetic Field Laboratory is supported by the National Science Foundation through NSF/DMR-1644779 and the State of Florida. A.L. acknowledges financial support by the National Science Foundation Grant No. DMR-2203411 and H. I. Romnes Faculty Fellowship provided by the University of Wisconsin-Madison Office of the Vice Chancellor for Research and Graduate Education with funding from the Wisconsin Alumni Research Foundation.

* **Email of Author to whom correspondence should be addressed:** dlaroc10@ufl.edu

- [1] J. A. Seamons, C. P. Morath, J. L. Reno, and M. P. Lilly, Coulomb Drag in the Exciton Regime in Electron-Hole Bilayers, *Physical Review Letters* **102**, 026804 (2009).
- [2] G. Chen, L. Jiang, S. Wu, B. Lyu, H. Li, B. L. Chittari, K. Watanabe, T. Taniguchi, Z. Shi, J. Jung, Y. Zhang, and F. Wang, Evidence of a gate-tunable Mott insulator in a trilayer graphene moiré superlattice, *Nature Physics* **15**, 237 (2019).
- [3] J. Guo, Y. Zhou, C. Huang, S. Cai, Y. Sheng, G. Gu, C. Yang, G. Lin, K. Yang, A. Li, Q. Wu, T. Xiang, and L. Sun, Crossover from two-dimensional to three-dimensional superconducting states in bismuth-based cuprate superconductor, *Nature Physics* **16**, 295 (2020).
- [4] H. Li, Z. Xiang, A. P. Reddy, T. Devakul, R. Sailus, R. Banerjee, T. Taniguchi, K. Watanabe, S. Tongay, A. Zettl, L. Fu, M. F. Crommie, and F. Wang, Wigner molecular crystals from multielectron moiré artificial atoms, *Science* **385**, 86 (2024).
- [5] Z. Lu, T. Han, Y. Yao, A. P. Reddy, J. Yang, J. Seo, K. Watanabe, T. Taniguchi, L. Fu, and L. Ju, Fractional quantum anomalous Hall effect in multilayer graphene, *Nature* **626**, 759 (2024).
- [6] S. Tomonaga, Remarks on Bloch’s method of sound waves applied to many-fermion problems, *Progress of Theoretical Physics* **5**, 544 (1950).
- [7] J. M. Luttinger, An exactly soluble model of a many-fermion system, *Journal of Mathematical Physics* **4**, 1154 (1963).
- [8] F. D. M. Haldane, Effective harmonic-fluid approach to low-energy properties of one-dimensional quantum fluids, *Physical Review Letters* **47**, 1840 (1981).
- [9] L. D. Landau, Kinetic equation approach, *Sov. Phys. JETP* **3**, 920 (1957).
- [10] L. Landau, Oscillations in a fermi liquid, *Soviet Physics JETP-Ussr* **5**, 101 (1957).
- [11] L. D. Landau, The theory of a fermi liquid, *Soviet Physics JETP-Ussr* **3**, 920 (1957).
- [12] K. Flensberg, Coulomb Drag of Luttinger Liquids and Quantum Hall Edges, *Physical Review Letters* **81**, 184 (1998).
- [13] Y. V. Nazarov and D. V. Averin, Current Drag in Capacitively Coupled Luttinger Constrictions, *Physical Review Letters* **81**, 653 (1998).
- [14] R. Klesse and A. Stern, Coulomb drag between quantum wires, *Physical Review B* **62**, 16912 (2000).
- [15] P. Debray, V. Zverev, O. Raichev, R. Klesse, P. Vasilopoulos, and R. S. Newrock, Experimental studies of Coulomb drag between ballistic quantum wires, *Journal of Physics: Condensed Matter* **13**, 3389 (2001).
- [16] P. Debray, V. N. Zverev, V. Gurevich, R. Klesse, and R. S. Newrock, Coulomb drag between ballistic one-dimensional electron systems, *Semiconductor Science and Technology* **17**, R21 (2002).
- [17] M. Pustilnik, E. G. Mishchenko, L. I. Glazman, and A. V. Andreev, Coulomb Drag by Small Momentum Transfer between Quantum Wires, *Physical Review Letters* **91**, 126805 (2003).
- [18] T. Fuchs, R. Klesse, and A. Stern, Coulomb drag between quantum wires with different electron densities,

- Physical Review B **71**, 045321 (2005).
- [19] J. Peguiron, C. Bruder, and B. Trauzettel, Temperature Dependence of Coulomb Drag Between Finite-Length Quantum Wires, *Physical Review Letters* **99**, 086404 (2007).
- [20] A. Levchenko and A. Kamenev, Coulomb drag in quantum circuits, *Physical Review Letters* **101**, 216806 (2008).
- [21] A. P. Dmitriev, I. V. Gornyi, and D. G. Polyakov, Coulomb drag between ballistic quantum wires, *Physical Review B* **86**, 245402 (2012).
- [22] D. Laroche, G. Gervais, M. P. Lilly, and J. L. Reno, Positive and negative Coulomb drag in vertically integrated one-dimensional quantum wires, *Nature Nanotechnology* **6**, 793 (2011).
- [23] D. Laroche, G. Gervais, M. P. Lilly, and J. L. Reno, 1D-1D Coulomb Drag Signature of a Luttinger Liquid, *Science* **343**, 631 (2014).
- [24] R. Makaju, H. Kassar, S. M. Daloglu, A. Huynh, D. Laroche, A. Levchenko, and S. J. Addamane, Nonreciprocal Coulomb drag between quantum wires in the quasi-one-dimensional regime, *Phys. Rev. B* **109**, 085101 (2024).
- [25] M. Zheng, R. Makaju, R. Gazizulin, S. J. Addamane, and D. Laroche, Tunable contributions from rectification and momentum transfer to 1D Coulomb Drag, (2024), arXiv:2408.12737 [cond-mat].
- [26] D. L. Maslov and M. Stone, Landauer conductance of Luttinger liquids with leads, *Physical Review B* **52**, R5539 (1995).
- [27] B. N. Narozhny and A. Levchenko, Coulomb drag, *Reviews of Modern Physics* **88**, 025003 (2016).
- [28] Y. Jompol, C. J. B. Ford, J. P. Griffiths, I. Farrer, G. A. C. Jones, D. Anderson, D. A. Ritchie, T. W. Silk, and A. J. Schofield, Probing Spin-Charge Separation in a Tomonaga-Luttinger Liquid, *Science* **325**, 597 (2009).
- [29] O. M. Auslaender, A. Yacoby, R. de Picciotto, K. W. Baldwin, L. N. Pfeiffer, and K. W. West, Tunneling Spectroscopy of the Elementary Excitations in a One-Dimensional Wire, *Science* **295**, 825 (2002).
- [30] O. M. Auslaender, H. Steinberg, A. Yacoby, Y. Tserkovnyak, B. I. Halperin, K. W. Baldwin, L. N. Pfeiffer, and K. W. West, Spin-Charge Separation and Localization in One Dimension, *Science* **308**, 88 (2005).
- [31] Y. Jin, O. Tsypliyatyev, M. Moreno, A. Anthore, W. K. Tan, J. P. Griffiths, I. Farrer, D. A. Ritchie, L. I. Glazman, A. J. Schofield, and C. J. B. Ford, Momentum-dependent power law measured in an interacting quantum wire beyond the Luttinger limit, *Nature Communications* **10**, 2821 (2019).
- [32] See Supplemental Material at URL-will-be-inserted-by-publisher for additional experimental details, data, and analysis.
- [33] K. F. Berggren, T. J. Thornton, D. J. Newson, and M. Pepper, Magnetic Depopulation of 1D Subbands in a Narrow 2D Electron Gas in a GaAs:AlGaAs Heterojunction, *Physical Review Letters* **57**, 1769 (1986).
- [34] V. L. Gurevich, V. B. Pevzner, and E. W. Fenton, Coulomb drag in the ballistic electron transport regime, *Journal of Physics: Condensed Matter* **10**, 2551 (1998).