

The search for NEOs as potential candidates for use in space missions to Venus and Mars

A. S. Kasianchuk¹, V. M. Reshetnyk¹

¹Taras Shevchenko National University of Kyiv, Glushkova ave., 4, 03127 Kyiv, Ukraine
kasancukarsen@gmail.com

In this work, we analyzed the orbits of more than 35,000 (for 2024) near-Earth objects (NEOs) for the possibility of successive approaches to all pairs of planets: Earth, Venus, and Mars in the time range from 2020 to 2120. We have selected 120 candidates for Earth-Mars, Earth-Venus, Mars-Earth, Mars-Venus, Venus-Earth, and Venus-Mars fast transfers (within 180 days); 2 candidates for double transfers (consecutive approaches with three planets); 10 candidates for multiple transfers, when an asteroid has several consecutive paired approaches to planets in a hundred years.

Key words: asteroids: general, planets and satellites: general, methods: data analysis, catalogues

INTRODUCTION

The effect of space radiation on the health of crew members remains one of the most uncertain issues for long-duration manned space flights. In terms of radiation protection for humans in interplanetary space, the two significant sources of radiation for planetary missions include: heavy ions of the galactic cosmic rays (GCR) and sporadic production of energetic protons from large solar particle events (SPE)[5].

Francis Cucinotta et al. [2] note the possible destructive effect of cosmic radiation on the central nervous system (CNS) of a person: "Possible CNS risks during a mission are altered cognitive function, including detriments in short-term memory, reduced motor function, and behavioral changes, which may affect performance and human health."

Passive shielding is a promising and currently the only technologically simple solution to the problem of cosmic radiation. Since the budget of the mission will greatly increase if passive shielding made of aluminum or other material is included in the structure of the ship (the weight characteristics of which are limited), it is worth seriously considering an alternative approach – near-Earth objects (NEOs).

Gregory Matloff et al. [4] suggested using the NEOs as passive shielding, in a way where the spacecraft spends most of its flight inside the NEO. They find six candidates for Earth/Mars and Mars/Earth transfers for six hypothetical missions. The idea of finding "reusable" candidates for interplanetary missions is also proposed.

In this work, we analyzed the orbits of more than 35,000 NEOs (for 2024) for the possibility of successive approaches to all pairs of planets: Earth, Venus, Mars. We distinguish three types of transfers: "fast", "double" and "multiple".

DATA AND METHODS

The ephemeris for NEOs were generated using the API of the Jet Propulsion Laboratory (JPL) Horizons online service ¹. We generated files for asteroids only, excluding 206 known near-Earth comets due to their uncertain possible activity during the mission. At the output for one asteroid, we had three files in Earth-centric, Venus-centric, and Mars-centric geometric Cartesian coordinate systems.

The files contained NEO's position points (X, Y, Z) for the time range from 2020-Jan-01 to 2120-Jan-01 with step-size in 10 days. In addition to contained, each data step included: (V_X, V_Y, V_Z) – velocity components (km s^{-1}), LT – one-way Newtonian light-time (sec), RG – the distance from the coordinate

¹<https://ssd.jpl.nasa.gov/horizons>

center (km), RR – radial velocity with respect to the coordinate center (km s^{-1}) and Julian Day (JD) number.

The method of searching for consecutive close approaches of the asteroid to the planets (the starting planet and the finishing planet) was to find the smallest time difference (transfer time) between the local minima of the asteroid's RG values in the selected planet-centric coordinate systems. The local RG minima were chosen according to a criterion that set the maximum distance to the planet within which the asteroid was considered a potential candidate (d-criterion). We put the d-criterion to the average distance to the Moon. We took one Lunar distance (LD) = 385,000 km.

We were looking for candidates for three types of transfers:

1. "fast":
d-criterion = 25 LD
max. transfer time = 180 days
2. "double":
d-criterion = 25 LD
max. transfer time = 365 days
3. "multiple":
d-criterion = 40 LD
max. transfer time = 250 days

Despite the fact that the temporal criteria we have chosen do not serve any specific physical goals other than to characterize the three types of transfers we have proposed, the d-criteria were chosen for the relevant reasons: If we expect that Potentially Hazardous Asteroids (PHA) will have the highest probability of being selected, NEAs whose Minimum Orbit Intersection Distance (MOID) with the Earth is 0.05 AU or less ², and convert 0.05 AU to lunar distances, we get about 19.4 LD. Since most of the asteroids in the PHA list do not have an uncertainty parameter "U" 0, and to ensure that we cover all PHAs with an additional reserve, we added 5.6 LD to the d-criterion. As for the d-criterion of 40 LD, it was chosen based on concerns that we would not be able to find enough asteroids for clarity for "multiple" transfers. That's why we decided to take about twice the distance for 0.05 AU.

Fig. 1 shows the result of finding the transfer time for the asteroid 2006 KV89, which was selected as a candidate for a possible mission from Earth to Mars (start at 2080-May-25 & finish at 2080-Aug-23). This figure also describes the search method.

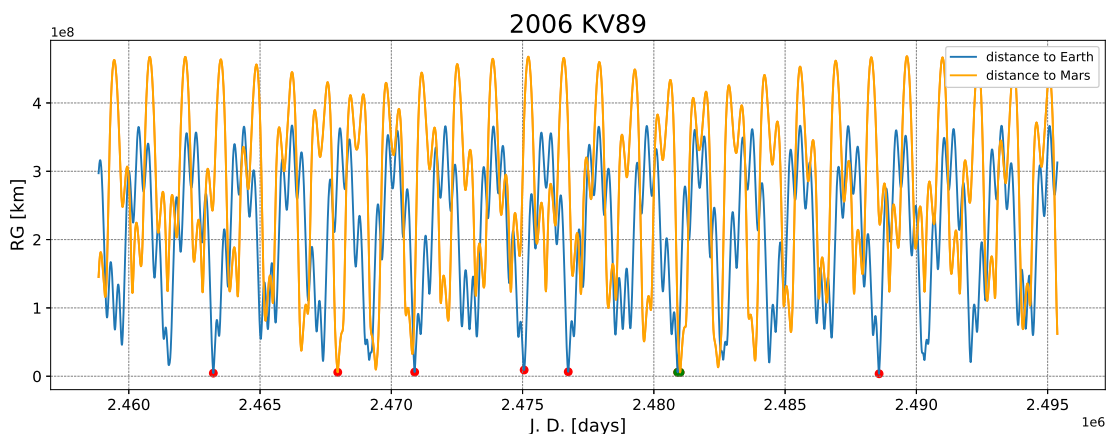


Fig. 1: RG curves to Earth & to Mars for 2006 KV89.

The red points are the local RG minima that passed the d-criterion. Green points are selected minima with the smallest time difference (transfer time) and describe the start and finish of the transfer.

²<https://cneos.jpl.nasa.gov/about/neogroups.html>

After obtaining the results for a particular way (e.g. Earth-Mars), we conducted an additional selection by the uncertainty parameter "U"³, where we kept only candidates with values from 0 to 5.

As shown in the Tsiolkovsky's rocket equation (Equation 1 [6]), a linear change in delta-V produces an exponential change in rocket propellant. Therefore, we also made an additional selection based on the asteroid's speed near the planets, which should not exceed 30 km s⁻¹. This was added to weed out missions that were too "expensive".

$$\frac{M_i}{M_f} = \exp \frac{\Delta V}{w} \quad (1)$$

Where M_i is the initial mass of the rocket, M_f is the final mass of the rocket when the rocket has reached the mission velocity ΔV , and w is the exhaust velocity.

RESULTS AND DISCUSSION

We got 525 candidates for "fast" missions without additional selection. The selection by speed during approach and the "U" parameter reduced the list to 120 candidates.

For Earth-Venus 162 candidates, 44 candidates after selection; for Earth-Mars 87 candidates, 17 candidates after selection. Fig. 2 shows all possible transfers that will start near the Earth within a radius of 25 LD, counting from the Earth's center. The candidates after additional selection are listed in Tables 1-2 in Appendix 1.

For Mars-Earth 79 candidates (17 with "U" 0-5), 13 candidates after selection; for Mars-Venus 17 candidates, 2 candidates after selection. Fig. 3 shows all possible transfers that will start near the Earth within a radius of 25 LD, counting from the Earth's center. The candidates after additional selection are listed in Tables 3-4 in Appendix 1.

For Venus-Earth 161 candidates, 38 candidates after selection; for Venus-Mars 19 candidates, 6 candidates after selection. Fig. 4 shows all possible transfers that will start near the Earth within a radius of 25 LD, counting from the Earth's center. The candidates after additional selection are listed in Tables 5-6 in Appendix 1.

More and more NEOs are found every year. Therefore, the number of candidates for interplanetary missions is not limited to our tables and will grow every year.

Many asteroids that could have been included in the main candidate tables were not selected due to the high uncertainty parameter of the orbit "U". Therefore, in Tables 7-12 we present limited lists of asteroids with "U" 6-7 that are possible candidates. Table 5 does not contain goals with "U" 5, but they are listed in Table 11. These asteroids require additional astrometric measurements of the orbit, and hence observations. Some of them are good candidates for missions, perhaps even better than the previous ones, and some will not be included in the new lists. No asteroid with "U" 6-7 was found for Venus-Mars transfer.

We pay special attention to the promising idea of "multiple" transfers. We have found 11 candidates for missions between the planets Earth and Venus, they are listed in Tables 15-16. Also, there was only one candidate for the Venus-Mars transfer, see Table 17. Unfortunately, there were no asteroids with more than three flights that met the selection criteria for the other possible flight options during the period of time we studied.

³<https://www.minorplanetcenter.net/iau/info/UVvalue.html>

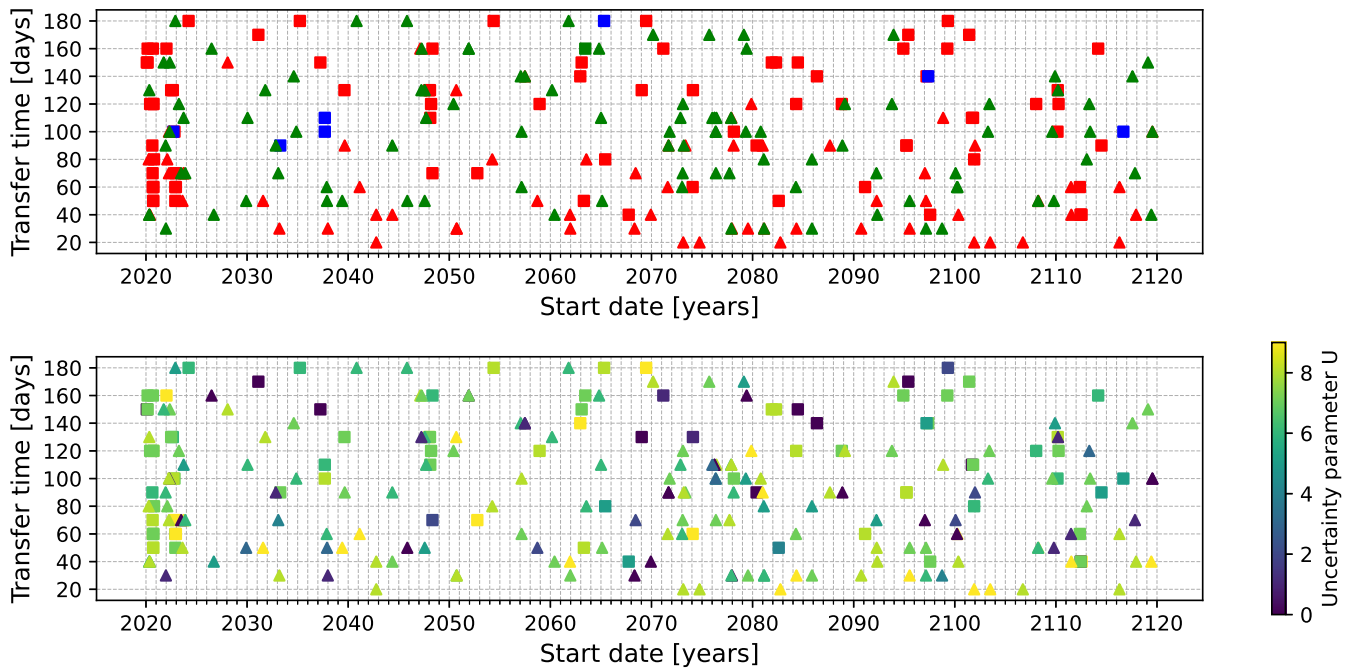


Fig. 2: NEOs for missions from Earth. In both charts, the square mark corresponds to the Earth-Mars transfer, and the triangular Earth-Venus. In the upper chart, the colour indicates the NEO class: Apollos (red), Amors (blue), Atens (green), Atras (violet).

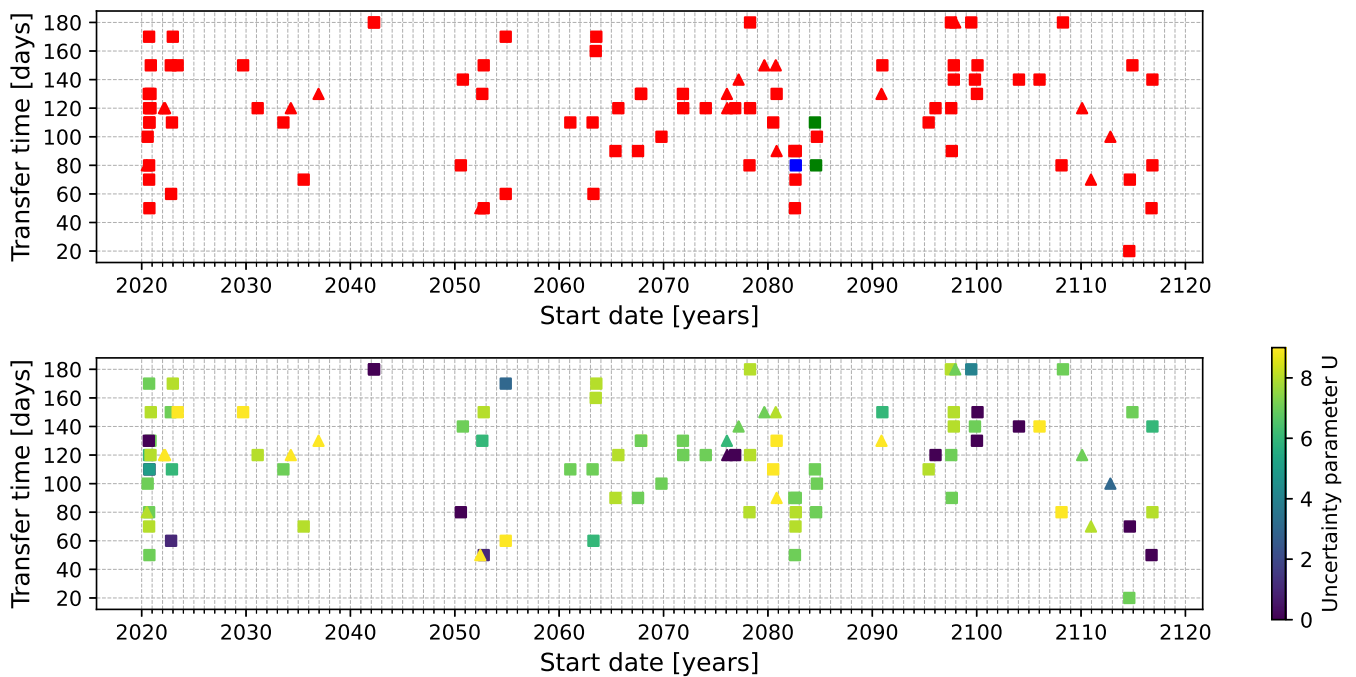


Fig. 3: NEOs for missions from Mars. In both charts, the square mark corresponds to the Mars-Earth transfer, and the triangular Mars-Venus. In the upper chart, the colour indicates the NEO class: Apollos (red), Amors (blue), Atens (green), Atras (violet).

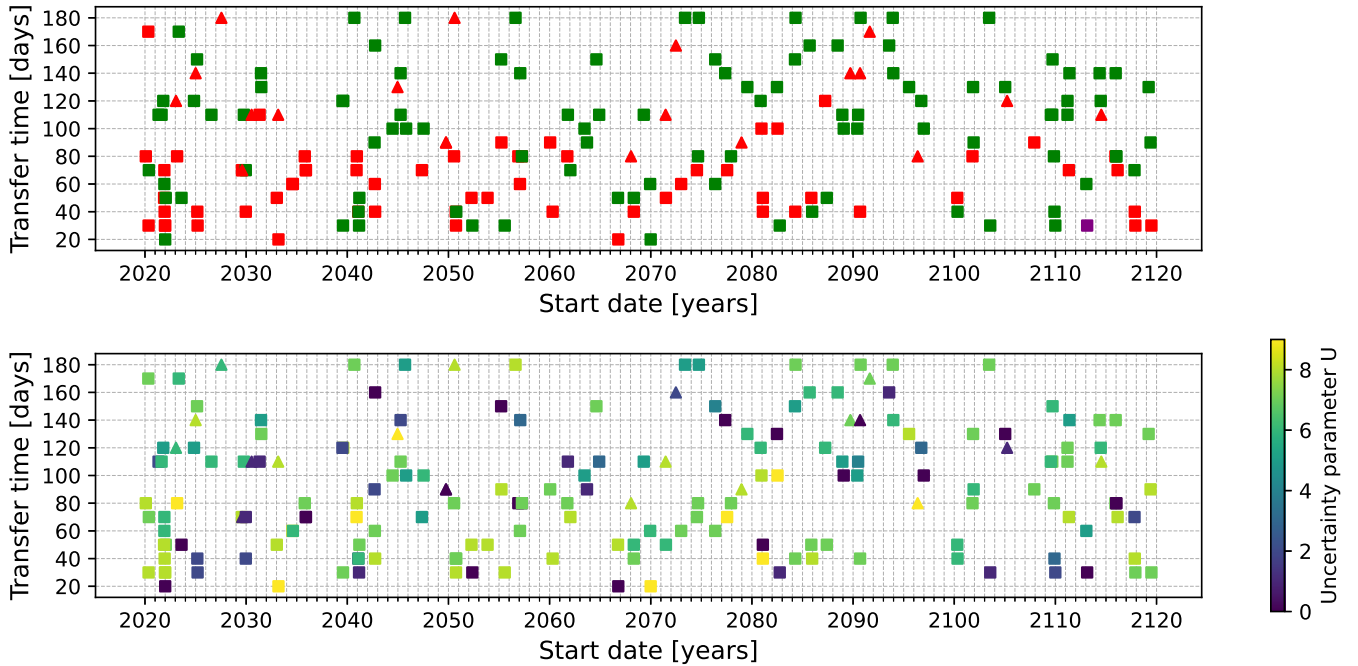


Fig. 4: NEOs for missions from Venus. In both charts, the square mark corresponds to the Venus-Earth transfer, and the triangular Venus-Mars. In the upper chart, the colour indicates the NEO class: Apollos (red), Amors (blue), Atens (green), Atras (violet)

In the following, we estimate the diameter of some asteroids from the multiple transfer lists. We simply use an assumed mean albedo of 14% and absolute magnitude H data from the JPL databases ⁴, as does the Center for NEO Studies (CNEOS) ⁵. The expression for diameter D in km as a function of absolute magnitude H and geometric albedo a is given by the following equation [1] [3].

$$D = 10^{[3.1236 - 0.5 \log_{10}(a) - 0.2H]} \quad (2)$$

The Earth-Venus and Venus-Earth lists include interesting objects. The largest estimated size is the 2014 QX432 with a diameter of 0.370 km. Next are 2009 WY7 (0.054 km), 2018 RY1 (0.046 km), 2011 EX4 (0.043 km), 2011 EP51 (0.032 km), and 2023 JK3 (0.030 km). Asteroid 2019 SF6, which could be used as a transfer for 13 missions, has a diameter of 0.020 km. Next are 2005 VL1 (0.018 km), 2023 TM3 (0.015 km). The candidate for the Venus to Mars transfers 2019 YU3 has a diameter of 0.100 km. All these estimates are approximate and subject to a significant margin of error.

The reader can estimate the diameter of the asteroid of interest using this CNEOS website. ⁶

We found only 2 candidates for "double" transfers Earth-Venus-Mars and Mars-Venus-Earth. Information about them can be found in the Table 13-14 in Appendix 2. Asteroids 2016 DY30 and 2005 TK50 could be good for such missions, but they have too high a "U" (7 & 9) and a small diameter (0.003 km and 0.005 km) relative to the expected size of a spacecraft with a crew. However, it is worth mentioning them to emphasise the rarity of such transfers last less than a year.

CONCLUSIONS

This study has shown that the use of NEOs as shielding during space flights is promising and can be considered when planning to send the first astronauts to Mars. Given that a human mission to Mars is a highly complex problem [5] (this also applies to Venus), and that establishing a radiation protection station

⁴<https://ssd.jpl.nasa.gov/tools1>

⁵<https://cneos.jpl.nasa.gov/stats>

⁶<https://cneos.jpl.nasa.gov/tools2>

in NEO may encounter several technological problems that are difficult to predict now, it is worth choosing an initial NEO target from the list for one-time "fast" missions.

At present, we have a relatively extensive list of targets for multiple transfers (which are expected to become the main ones for future flights) only for the Earth-Venus and Venus-Earth routes. Over time, the discovery of new NEOs, as well as the reduction of the "U" uncertainty of the orbit of the known targets listed in this article (see the lists in Tables 7-12), will lead to the replenishment of the lists of multiple interplanetary transfers. It also puts even more hope in NASA's NEO Surveyor mission, which has the goal of "finding more than 90 per cent of all NEOs larger than 140 metres in diameter" ⁷.

Asteroids such as 2014 QX432, 2009 WY7, and 2019 YU3 as well as estimates of their size, clearly prove the benefits of their use. At the same time, when choosing a NEO as a radiation shield, one should not only focus on its size, but also on the minimum distance of its approach to the target planets. In this article, we set the d-criterion at 40 LD to demonstrate the prospects of using NEOs for multiple shielding. If a spacecraft with a crew of astronauts stays in open space, outside the dominance of the Earth's magnetic field, for a longer period of time than inside the NEO, the question arises as to the effectiveness and meaning of the method. Therefore, the d-criterion should be narrowed in the future.

REFERENCES

- [1] *Bowell E. et al. 1989, Asteroids II, 524-556.*
- [2] *Cucinotta F. A. et al. 2014, Life Sciences in Space Research 2, 54–69, [http://dx.doi.org/10.1016/j.lssr.2014.06.003].*
- [3] *Harris A. and Harris A. 1997, Icarus 126, 450-454.*
- [4] *Matloff G.L. Wilga M. 2011, Acta Astronautica 68, [doi:10.1016/j.actaastro.2010.02.026].*
- [5] *Rapp D. 2023, 'Human Missions to Mars: Enabling Technologies for Exploring the Red Planet', Springer Praxis Books, 224, 449-452.*
- [6] *de Iaco Veris A. 2018, 'Practical Astrodynamics', Springer International Publishing AG 2018, 721, [https://doi.org/10.1007/978-3-319-62220-0]*

⁷<https://www.jpl.nasa.gov/missions>

APPENDIX 1

Table 1: Candidates for missions from Earth to Venus. Where "NEO" - asteroid name, "U" - uncertainty parameter of the orbit, "Tr. time" - transfer time, "Start time/Finish time" - date of approach to the launch/final planet, " $r_{1/2}$ " - distance to the launch/final planet during the approach, " $V_{1/2}$ " - target speed at the point of launch/final approach.

NEO	U	Tr. time (days)	Start time	r_1 (km)	V_1 (km s ⁻¹)	Finish time	r_2 (km)	V_2 (km s ⁻¹)
1997 NC1	0	160	2026-Jun-28	2598054	8.89	2026-Dec-05	4723428	9.88
2012 WH1	3	50	2029-Nov-29	4439561	9.23	2030-Jan-18	6288297	13.39
2019 AR8	5	110	2030-Jan-18	5912283	7.92	2030-May-08	4017152	8.34
2009 WY7	1	90	2032-Nov-03	7482158	14.67	2033-Feb-01	3531904	20.79
2005 VL1	4	70	2033-Feb-01	3338198	5.94	2033-Apr-12	5108226	6.74
2020 UE4	3	50	2037-Nov-27	8023461	9.62	2038-Jan-16	6006599	12.68
2016 LD9	1	30	2037-Dec-27	5482923	16.20	2038-Jan-26	3549524	11.61
2019 SF6	0	50	2045-Nov-05	8356719	8.45	2045-Dec-25	9111880	14.46
2011 GE3	1	130	2047-Mar-30	3148473	6.96	2047-Aug-07	7469566	8.90
2017 HU2	5	160	2047-Apr-09	4921729	4.27	2047-Sep-16	3193152	3.84
2015 OQ21	3	120	2050-Jun-02	4957528	7.80	2050-Sep-30	5852245	11.45
2000 AC6	0	160	2051-Dec-04	9415242	6.80	2052-May-12	4907489	9.17
2002 XY38	0	100	2057-Feb-25	7087027	8.02	2057-Jun-05	7189113	4.96
2002 LT24	0	140	2057-Jun-25	9232247	8.95	2057-Nov-12	7717317	18.66
2021 PQ6	2	50	2058-Sep-18	7054460	10.19	2058-Nov-07	9125692	10.70
2016 WJ1	0	40	2061-Dec-11	4281840	14.81	2062-Jan-20	3451518	11.64
2009 VW	0	30	2068-Apr-28	7500997	17.02	2068-May-28	9129845	17.13
2015 KP18	2	70	2068-Jun-07	2256323	17.37	2068-Aug-16	8330325	11.82
2019 VH5	0	40	2069-Dec-09	5773454	11.85	2070-Jan-18	5502383	8.67
1999 GS6	0	90	2071-Sep-10	3481846	14.54	2071-Dec-09	9612736	15.47
2016 BC14	1	110	2076-Mar-27	5623184	6.50	2076-Jul-15	4310520	6.47
2016 BC14	1	110	2076-Mar-27	5623184	6.50	2076-Jul-15	4310520	6.47
2016 HD3	3	100	2076-May-06	8202987	8.64	2076-Aug-14	5447434	5.07
2019 JH7	5	100	2076-May-16	654143	9.19	2076-Aug-24	6723272	8.83
2014 QX432	0	30	2077-Dec-17	8406818	18.08	2078-Jan-16	9491640	15.86
2022 DJ1	5	170	2079-Feb-20	5375733	5.24	2079-Aug-09	7046225	5.68
2023 JK3	5	100	2079-May-01	3390197	4.47	2079-Aug-09	3026153	8.66
2003 LN6	0	160	2079-May-31	3482382	3.47	2079-Nov-07	5855530	6.89
2023 TX6	5	80	2081-Feb-09	4606209	7.81	2081-Apr-30	6128165	5.77
2005 VN5	5	80	2085-Nov-15	3860465	5.87	2086-Feb-03	4212704	3.43
2015 XF261	1	50	2092-Apr-12	7569718	8.57	2092-Jun-01	3189431	8.73
2012 QC8	0	30	2098-Sep-28	5545913	17.73	2098-Oct-28	9118277	12.05
2016 VG	4	110	2098-Nov-07	3447850	11.22	2099-Feb-25	5295270	13.01
2019 BE5	2	70	2100-Jan-31	4305373	13.08	2100-Apr-11	9211407	24.76
2011 EP51	0	60	2100-Mar-22	6185111	7.11	2100-May-21	5606121	11.66
2014 WO371	2	90	2102-Jan-01	9612080	9.95	2102-Apr-01	7195147	12.72
2020 BS12	0	20	2103-Jul-05	8882151	25.59	2103-Jul-25	5812243	28.13
2008 BX2	1	50	2108-Mar-30	8577431	8.30	2108-May-19	8388067	11.23
2021 SU1	5	140	2109-Nov-30	7483871	4.94	2110-Apr-19	2118143	8.38
2007 EG	1	130	2110-Mar-20	3361474	8.49	2110-Jul-28	8487126	15.53
2016 NO56	1	60	2111-Jul-03	6720961	12.86	2111-Sep-01	9365062	5.49
2018 BH3	3	120	2113-Apr-23	7393350	10.44	2113-Aug-21	8332342	14.49
2000 UK11	1	70	2117-Oct-29	2002900	6.18	2118-Jan-07	6321513	6.97
2008 NP3	0	100	2119-Jul-21	6093681	8.77	2119-Oct-29	6287244	10.60

Table 2: Candidates for missions from Earth to Mars.

NEO	U	Tr. time (days)	Start time	r_1 (km)	V_1 (km s ⁻¹)	Finish time	r_2 (km)	V_2 (km s ⁻¹)
2015 TJ1	0	170	2031-Feb-12	4129563	3.74	2031-Aug-01	2752232	5.94
2007 FF1	0	150	2037-Apr-01	8044773	12.69	2037-Aug-29	4838836	12.38
2001 BF10	2	70	2048-May-03	2982890	9.84	2048-Jul-12	3151699	13.07
2024 EJ4	5	80	2065-Jun-03	8133144	7.94	2065-Aug-22	9199834	10.75
2019 GN4	5	40	2067-Oct-01	6083210	19.12	2067-Nov-10	7196682	14.51
2000 OM	0	130	2069-Jan-13	8024423	19.69	2069-May-23	5719557	20.01
2011 CD22	1	160	2071-Mar-04	6457595	17.62	2071-Aug-11	9457770	11.34
2007 DA	1	130	2074-Feb-06	9298809	16.84	2074-Jun-16	9210000	7.38
2006 KV89	0	90	2080-May-25	5747035	8.69	2080-Aug-23	5588168	7.04
2018 EQ1	4	50	2082-Aug-03	9122204	11.73	2082-Sep-22	9376785	13.19
2011 WU95	0	150	2084-Jun-23	7589061	8.78	2084-Nov-20	8466454	8.53
2017 TN6	0	140	2086-May-14	9154626	17.83	2086-Oct-01	7749273	15.21
1998 VD32	0	170	2095-May-27	6550077	8.22	2095-Nov-13	8801449	6.23
2003 DW10	5	140	2097-Mar-17	7047157	6.71	2097-Aug-04	7839381	9.82
2017 HB1	2	180	2099-Apr-26	2425751	7.38	2099-Oct-23	4105230	6.25
2013 TD	0	110	2101-Sep-13	3365380	7.43	2102-Jan-01	9359908	11.99
2020 BP	0	40	2112-Jun-17	8443241	16.11	2112-Jul-27	9589970	18.45
2015 RO82	5	90	2114-Jul-07	8784644	7.63	2114-Oct-05	7144762	10.02
2023 OS8	5	100	2116-Sep-04	6742955	7.44	2116-Dec-13	4543610	11.18

Table 3: Candidates for missions from Mars to Earth.

NEO	U	Tr. time (days)	Start time	r_1 (km)	V_1 (km s ⁻¹)	Finish time	r_2 (km)	V_2 (km s ⁻¹)
2000 GE2	0	180	2042-Apr-05	8831501	12.05	2042-Oct-02	4673008	15.33
2012 TC4	0	80	2050-Aug-01	9441647	10.42	2050-Oct-20	1842253	6.17
2013 GS66	1	50	2052-Oct-09	5976894	16.46	2052-Nov-28	5603066	12.13
2013 BV15	3	170	2054-Nov-18	9081427	10.91	2055-May-07	5223938	7.06
2002 GM2	0	120	2076-Nov-12	9339041	21.65	2077-Mar-12	7542435	25.27
2015 KO57	0	120	2096-Jan-22	8743388	24.93	2096-May-21	8487455	23.58
2008 SE85	0	150	2097-Oct-23	9414263	19.85	2098-Mar-22	8916714	20.22
2022 SO113	4	180	2099-Jun-25	8794206	3.89	2099-Dec-22	5694965	3.40
2005 WY55	0	130	2100-Jan-11	7583941	20.70	2100-May-21	4814202	16.84
2002 XR14	0	150	2100-Jan-31	8215261	19.11	2100-Jun-30	4165296	17.49
2021 FD1	0	140	2104-Jan-21	9599187	14.93	2104-Jun-09	9614472	10.86
2017 QL33	0	70	2114-Sep-05	7955139	11.76	2114-Nov-14	4281736	7.31
1998 MZ	0	50	2116-Oct-04	9502518	15.69	2116-Nov-23	6035717	17.57

Table 4: Candidates for missions from Mars to Venus.

NEO	U	Tr. time (days)	Start time	r_1 (km)	V_1 (km s ⁻¹)	Finish time	r_2 (km)	V_2 (km s ⁻¹)
2000 GE2	0	120	2076-Feb-06	6861261	12.48	2076-Jun-05	3395856	10.35
2013 HT150	3	100	2112-Oct-25	9350077	16.35	2113-Feb-02	2650542	8.62

APPENDIX 2

Table 5: Candidates for missions from Venus to Earth.

NEO	U	Tr. time (days)	Start time	r_1 (km)	V_1 (km s ⁻¹)	Finish time	r_2 (km)	V_2 (km s ⁻¹)
2021 PQ6	2	40	2025-Mar-05	9605339	10.86	2025-Apr-14	9121876	10.62
2023 KU	2	30	2025-Mar-15	5321716	20.99	2025-Apr-14	3735018	18.05
2011 EX4	1	70	2029-Dec-19	5966989	8.45	2030-Feb-27	5883007	6.17
2017 NR6	2	40	2029-Dec-19	7451037	11.22	2030-Jan-28	9553408	13.21
2006 RJ1	0	110	2031-May-03	6885103	9.33	2031-Aug-21	8949121	7.54
1936 CA	0	70	2035-Nov-28	6307375	24.69	2036-Feb-06	5929391	23.78
2006 WB	2	120	2039-Jul-10	8201067	6.59	2039-Nov-07	6368956	4.09
2018 TP1	2	40	2041-Jan-30	4479137	10.26	2041-Mar-11	9619311	18.38
2001 SY269	1	40	2041-Feb-09	8302257	11.21	2041-Mar-21	4989123	16.98
2019 GA	1	30	2041-Mar-01	8968917	18.44	2041-Mar-31	9447428	17.13
2000 YS134	2	90	2042-Sep-12	5957430	5.47	2042-Dec-11	5390159	5.39
2001 BB16	0	160	2042-Oct-02	3830169	4.73	2043-Mar-11	6918418	4.97
2022 QX4	2	140	2045-Apr-09	7880047	16.66	2045-Aug-27	3265593	8.79
1998 SH36	0	30	2052-May-12	9352729	17.09	2052-Jun-11	7914590	17.71
2013 SM20	0	150	2055-Mar-18	9013393	11.30	2055-Aug-15	7066998	5.48
2003 DZ15	0	80	2056-Nov-27	6807092	11.33	2057-Feb-15	5425095	15.58
2022 MP	3	140	2057-Feb-05	6847850	9.23	2057-Jun-25	4433034	7.68
2002 LT24	0	80	2057-Apr-06	6588250	19.56	2057-Jun-25	9232247	8.95
2019 DA	1	110	2061-Oct-22	6429161	6.02	2062-Feb-09	9233156	5.78
2009 WY7	1	90	2063-Sep-12	8647987	19.46	2063-Dec-11	6322086	13.98
2021 EL4	3	110	2064-Nov-25	7449462	9.09	2065-Mar-15	9494388	6.48
2020 UA	4	150	2076-May-16	6393315	7.25	2076-Oct-13	6463400	5.41
2019 SF6	0	140	2077-May-11	8401069	16.60	2077-Sep-28	9003342	8.24
2010 FX9	0	50	2081-Jan-30	4229118	7.02	2081-Mar-21	6340271	11.95
2012 UK171	0	130	2082-Jun-24	7303956	6.86	2082-Nov-01	2952527	5.35
2012 XS111	1	30	2082-Oct-02	6498775	17.94	2082-Nov-01	8430062	14.06
2004 SB56	0	120	2087-Mar-30	6076922	14.43	2087-Jul-28	8581818	11.45
2008 LG2	0	100	2089-Jan-28	5617453	5.59	2089-May-08	6603472	4.36
2023 UY	4	110	2090-Jul-02	9436773	8.74	2090-Oct-20	4591238	6.99
2005 YR3	1	160	2093-Jul-26	5222651	7.84	2094-Jan-02	8896983	5.62
2018 BH3	3	120	2096-Sep-28	5418788	12.59	2097-Jan-26	8515351	7.97
2017 HG4	0	100	2096-Dec-27	1115279	4.90	2097-Apr-06	9164611	5.62
2010 RJ43	1	30	2103-Jul-25	9016158	21.30	2103-Aug-24	3478165	14.80
2003 LN6	0	130	2105-Jan-15	6299388	5.46	2105-May-25	3830888	3.47
2011 AX22	3	40	2109-Nov-30	6945525	12.34	2110-Jan-09	5977168	11.40
2019 BE5	2	30	2109-Dec-30	7444760	24.18	2110-Jan-29	2419841	14.14
2010 KC	0	30	2113-Feb-22	6137190	21.02	2113-Mar-24	8780494	16.81
1999 GS6	0	80	2116-Jan-08	9501083	12.73	2116-Mar-28	7501797	14.92

Table 6: Candidates for missions from Venus to Mars.

NEO	U	Tr. time (days)	Start time	r_1 (km)	V_1 (km s ⁻¹)	Finish time	r_2 (km)	V_2 (km s ⁻¹)
1998MZ	0	70	2029-Aug-11	7109528	15.46	2029-Oct-20	7615254	17.00
2019YU3	1	110	2030-Jul-17	5814894	14.52	2030-Nov-04	6033618	12.51
2010EK43	1	90	2049-Oct-05	9041686	23.46	2050-Jan-03	7155966	16.25
2018GY3	2	160	2072-Jun-26	9361302	7.37	2072-Dec-03	9527195	7.56
1999MM	0	140	2090-Sep-10	1492449	15.36	2091-Jan-28	5812115	14.15
2019UH9	1	120	2105-Mar-26	7923342	21.92	2105-Jul-24	7554802	16.07

Table 7: Candidates for orbit refinement (Earth-Venus).

NEO	U	Tr. time (days)	Start time	r_1 (km)	V_1 (km s ⁻¹)	Finish time	r_2 (km)	V_2 (km s ⁻¹)
2016 VB1	6	60	2037-Nov-17	4527976	6.37	2038-Jan-16	6157275	12.76
2018 WA1	6	180	2040-Nov-01	2958392	3.54	2041-Apr-30	5107153	3.59
2015 YA	6	90	2044-May-14	3730290	8.63	2044-Aug-12	9432630	5.81
2020 VU5	6	180	2045-Oct-26	5799337	4.78	2046-Apr-24	5969726	5.67
2024 DV	6	160	2047-Feb-18	3236436	6.32	2047-Jul-28	9222520	10.58
2011 JM5	6	130	2047-Jul-28	8191012	5.60	2047-Dec-05	4082413	7.85
2016 RL17	6	110	2047-Sep-16	7743643	9.88	2048-Jan-04	7855626	9.11
2021 RF3	6	130	2050-Sep-10	6652138	11.00	2051-Jan-18	2201848	14.04
2011 CQ1	6	140	2057-Jan-26	4793787	4.63	2057-Jun-15	9324987	7.02
2023 DH	6	130	2060-Mar-01	4833387	4.86	2060-Jul-09	4293297	6.81
2019 UL	6	180	2061-Oct-22	1680087	3.79	2062-Apr-20	2201356	7.12
2018 BN6	6	80	2063-Jul-24	3893967	10.80	2063-Oct-12	7062618	6.76
2010 UK	6	160	2064-Oct-26	8788090	4.88	2065-Apr-04	6374581	6.82
2014 AE29	6	110	2065-Jan-04	3138309	4.59	2065-Apr-24	7811177	1.76
2023 VA7	6	110	2072-Nov-13	3770372	6.19	2073-Mar-03	3232771	9.85
2019 AG7	6	60	2073-Jan-12	3310678	6.50	2073-Mar-13	8505150	10.94
2016 TQ54	6	70	2073-Feb-01	9005086	7.44	2073-Apr-12	7229799	7.11
2019 UD	6	110	2077-Nov-17	7486123	5.07	2078-Mar-07	6482070	3.46
2020 WM	6	30	2077-Nov-27	4840576	11.33	2077-Dec-27	4718668	15.10
2016 CN248	6	90	2078-Feb-15	4798146	14.24	2078-May-16	7055120	13.77
2023 VN7	6	90	2080-Dec-31	9150225	4.79	2081-Mar-31	6819937	7.40
2008 CK70	6	30	2081-Feb-19	5333821	14.67	2081-Mar-21	2797244	14.34
2021 AC2	6	70	2092-Apr-02	2587190	6.71	2092-Jun-11	3475005	7.82
2003 HT42	6	100	2103-Apr-16	4872273	5.05	2103-Jul-25	6642562	10.16
2020 DO4	6	120	2103-Jun-05	7203840	4.39	2103-Oct-03	2797642	4.86

Table 8: Candidates for orbit refinement (Earth-Mars).

NEO	U	Tr. time (days)	Start time	r_1 (km)	V_1 (km s ⁻¹)	Finish time	r_2 (km)	V_2 (km s ⁻¹)
2016 EN156	6	180	2035-Mar-23	6652303	6.53	2035-Sep-19	8953905	6.65
2020 QA6	6	110	2037-Sep-08	2522895	5.77	2037-Dec-27	4185081	8.16
2018 WG2	6	160	2048-May-03	1808018	6.36	2048-Oct-10	5120999	4.15
2014 YE1	6	80	2101-Dec-02	7688152	16.90	2102-Feb-20	9333846	10.01
2020 XY	6	120	2108-Jan-20	7605878	5.66	2108-May-19	3510538	12.03
2024 BO	6	100	2110-Feb-28	5099118	5.58	2110-Jun-08	9478512	12.46
2022 EQ	6	160	2114-Mar-09	8046760	10.02	2114-Aug-16	3217427	11.13

Table 9: Candidates for orbit refinement (Mars-Earth).

NEO	U	Tr. time (days)	Start time	r_1 (km)	V_1 (km s $^{-1}$)	Finish time	r_2 (km)	V_2 (km s $^{-1}$)
2022 WF5	7	110	2033-Jul-31	5087386	11.34	2033-Nov-18	7162890	10.42
2012 GE	7	70	2035-Jul-11	5435221	7.40	2035-Sep-19	3956800	11.25
2022 UC34	7	140	2050-Oct-10	5174367	13.65	2051-Feb-27	7964233	12.33
2023 RK5	7	110	2061-Jan-25	8365435	8.32	2061-May-15	3659242	9.53
2020 TW2	7	110	2063-Mar-16	4794879	7.25	2063-Jul-04	5142872	8.38
2016 CL18	6	170	2063-Jul-24	6591630	8.56	2064-Jan-10	7594096	13.31
2020 UC	7	90	2067-Jul-23	7873063	6.42	2067-Oct-21	4208533	8.36
2024 FY1	7	130	2067-Oct-31	6650386	13.58	2068-Mar-09	8231442	9.02
2020 HE1	7	100	2069-Oct-20	5385807	11.05	2070-Jan-28	7999562	6.64
2024 FD1	7	130	2071-Nov-09	3372440	10.00	2072-Mar-18	4404994	5.52
2011 EC	7	120	2071-Nov-19	8896760	10.94	2072-Mar-18	3934998	6.11
2023 FC4	7	120	2074-Jan-17	9534181	15.13	2074-May-17	5672467	7.61
2014 SB145	7	90	2082-Jul-14	8169393	6.56	2082-Oct-12	2364674	6.75
2023 ET2	7	50	2082-Aug-03	8573837	12.63	2082-Sep-22	5027749	12.53
2022 TS2	7	110	2084-Jul-03	6100351	8.59	2084-Oct-21	5330754	13.43
2019 UT8	7	80	2084-Aug-12	5013087	9.64	2084-Oct-31	4015118	16.23
2010 WA9	7	100	2084-Sep-11	4137542	8.16	2084-Dec-20	7328439	6.86
2020 FD3	6	150	2090-Dec-19	5534544	7.87	2091-May-18	2361490	5.99
2012 XH	7	120	2097-Jul-25	8508404	8.24	2097-Nov-22	4125644	7.09
2023 TM14	7	90	2097-Aug-14	7588675	12.40	2097-Nov-12	8405929	7.85
2016 GK2	7	140	2099-Nov-02	5079474	12.93	2100-Mar-22	4391983	8.29
2020 HS7	6	80	2108-Feb-19	8314497	13.46	2108-May-09	9197644	13.50
2016 TD	7	180	2108-Apr-09	9099941	10.64	2108-Oct-06	4859767	13.66
2023 XY2	7	150	2114-Dec-04	6339973	15.75	2115-May-03	8206349	12.64
2022 GM	6	140	2116-Nov-03	9406757	12.28	2117-Mar-23	4352765	6.88

Table 10: Candidates for orbit refinement (Mars-Venus).

NEO	U	Tr. time (days)	Start time	r_1 (km)	V_1 (km s $^{-1}$)	Finish time	r_2 (km)	V_2 (km s $^{-1}$)
2020 UE	6	130	2076-Jan-27	6505140	9.91	2076-Jun-05	4914913	9.77
2023 TE7	7	140	2077-Mar-12	6873984	14.53	2077-Jul-30	8698240	17.36
2018 TD3	7	150	2079-Aug-29	8608976	8.25	2080-Jan-26	8249687	12.09
2020 PU4	7	180	2097-Dec-12	6765611	6.58	2098-Jun-10	6653926	8.19
2020 UQ6	7	120	2110-Feb-08	7064027	18.41	2110-Jun-08	7494246	19.78

Table 11: Candidates for orbit refinement (Venus-Earth).

NEO	U	Tr. time (days)	Start time	r_1 (km)	V_1 (km s ⁻¹)	Finish time	r_2 (km)	V_2 (km s ⁻¹)
2014 UN114	5	140	2031-Jun-22	4904873	4.29	2031-Nov-09	7964759	3.73
2019 EA2	5	180	2045-Sep-16	8408276	7.13	2046-Mar-15	5108400	4.64
2016 FY2	5	100	2045-Oct-26	5486448	3.75	2046-Feb-03	6983267	5.50
2010 AF40	5	70	2047-May-19	5728754	10.21	2047-Jul-28	6215626	13.27
2022 TF1	5	100	2063-Jun-14	5305079	3.61	2063-Sep-22	4960038	4.69
2023 TM3	5	110	2069-Apr-23	4945806	17.15	2069-Aug-11	4846443	11.27
2023 VW5	5	180	2073-May-22	5862034	14.82	2073-Nov-18	9513081	13.34
2018 RQ1	5	150	2084-Apr-04	6249327	3.14	2084-Sep-01	3691578	2.83
2014 GJ1	5	110	2088-Dec-09	5689462	6.27	2089-Mar-29	6881180	7.10
2023 RF4	5	100	2090-Jun-02	8867285	12.09	2090-Sep-10	1302836	11.22
2021 TO8	5	140	2111-May-24	5685704	13.44	2111-Oct-11	3230357	10.12
2017 FS91	5	60	2113-Jan-23	4951136	7.10	2113-Mar-24	1833112	7.86

Table 12: Candidates for orbit refinement (Venus-Mars).

NEO	U	Tr. time (days)	Start time	r_1 (km)	V_1 (km s ⁻¹)	Finish time	r_2 (km)	V_2 (km s ⁻¹)
2022 MH	6	180	2027-Jul-23	7938487	11.79	2028-Jan-19	3584168	7.34
2019 PB2	7	170	2091-Aug-26	801377	8.14	2092-Feb-12	6022724	7.34
2017 XY61	7	140	2089-Sep-25	5325640	12.90	2090-Feb-12	1741115	11.60

Table 13: Candidates for missions Earth-Venus-Mars.

NEO	U	Tr. time (days)	Start time	r_1 (km)	V_1 (km s ⁻¹)	Finish time	r_2 (km)	V_2 (km s ⁻¹)
2016 DY30	7	30	2079-Jul-20	6711331	16.89	2079-Aug-19	7933747	14.96
2016 DY30	7	200	2079-Aug-19	7933747	14.96	2080-Mar-06	8047451	8.47

Table 14: Candidates for missions Mars-Venus-Earth.

NEO	U	Tr. time (days)	Start time	r_1 (km)	V_1 (km s ⁻¹)	Finish time	r_2 (km)	V_2 (km s ⁻¹)
2005 TK50	9	90	2080-Nov-01	6182474	18.38	2081-Jan-30	6569488	11.65
2005 TK50	9	40	2081-Jan-30	6569488	11.65	2081-Mar-11	7914667	11.22

Table 15: Candidates for multiple missions from Earth to Venus.

NEO	U	Tr. time (days)	Start time	r_1 (km)	V_1 (km s ⁻¹)	Finish time	r_2 (km)	V_2 (km s ⁻¹)
2014 QX432	0	30	2069-Dec-19	12065628	16.64	2070-Jan-18	11938948	14.31
2014 QX432	0	30	2077-Dec-17	8406818	18.08	2078-Jan-16	9491640	15.86
2014 QX432	0	30	2085-Dec-15	8047548	18.61	2086-Jan-14	8551610	15.80
2014 QX432	0	30	2093-Dec-13	8597333	18.56	2094-Jan-12	9590785	14.64
2014 QX432	0	30	2101-Dec-12	10636625	18.37	2102-Jan-11	14037821	13.15
2009 WY7	1	90	2032-Nov-03	7482158	14.67	2033-Feb-01	3531904	20.79
2009 WY7	1	70	2064-Nov-15	8255654	12.36	2065-Jan-24	13092566	25.79
2009 WY7	1	220	2074-Dec-03	9099317	14.67	2075-Jul-11	6994702	21.99
2009 WY7	1	20	2085-Dec-05	12545349	15.79	2085-Dec-25	12975557	19.05
2009 WY7	1	170	2087-Nov-05	12633364	15.80	2088-Apr-23	13106231	18.85
2019 SF6	0	50	2045-Nov-05	8356719	8.45	2045-Dec-25	9111880	14.46
2019 SF6	0	130	2047-Nov-05	8052266	8.61	2048-Mar-14	13212386	17.67
2019 SF6	0	50	2053-Nov-13	7419557	8.42	2054-Jan-02	8353232	14.16
2019 SF6	0	130	2055-Nov-13	8415482	8.27	2056-Mar-22	15239381	18.51
2018 RY1	0	210	2050-Aug-11	5354993	7.41	2051-Mar-09	4191982	13.09
2018 RY1	0	100	2053-Sep-04	13855613	6.55	2053-Dec-13	4024853	12.82
2018 RY1	0	210	2082-Aug-13	8964879	6.65	2083-Mar-11	8823827	14.48
2018 RY1	0	100	2085-Sep-06	14211426	6.51	2085-Dec-15	5283290	10.39
2023 JK3	5	200	2036-Apr-16	2300432	4.99	2036-Nov-02	8933252	12.01
2023 JK3	5	150	2044-May-24	2262544	4.67	2044-Oct-21	6085544	7.41
2023 JK3	5	170	2052-May-12	2372499	4.49	2052-Oct-29	4350493	9.50
2023 JK3	5	100	2079-May-01	3390197	4.47	2079-Aug-09	3026153	8.66
2011 EP51	0	150	2057-Mar-07	11146314	6.68	2057-Aug-04	9311846	8.53
2011 EP51	0	100	2060-Feb-20	14060754	6.52	2060-May-30	9170173	8.69
2011 EP51	0	60	2100-Mar-22	6185111	7.11	2100-May-21	5606121	11.66
2005 VL1	4	70	2033-Feb-01	3338198	5.94	2033-Apr-12	5108226	6.74
2005 VL1	4	70	2049-Feb-07	2455822	6.02	2049-Apr-18	3272321	5.68
2005 VL1	4	180	2091-Nov-04	6641524	5.11	2092-May-02	8765801	8.30

Table 16: Candidates for multiple missions from Venus to Earth.

NEO	U	Tr. time (days)	Start time	r_1 (km)	V_1 (km s ⁻¹)	Finish time	r_2 (km)	V_2 (km s ⁻¹)
2019 SF6	0	70	2071-Aug-01	11841784	11.77	2071-Oct-10	13681512	8.10
2019 SF6	0	140	2077-May-11	9003342	16.60	2077-Sep-28	8401069	8.24
2019 SF6	0	60	2079-Jul-30	8317517	16.24	2079-Sep-28	10275580	8.35
2019 SF6	0	140	2085-May-09	7545164	14.90	2085-Sep-26	8718373	8.45
2019 SF6	0	60	2087-Jul-28	7872182	17.74	2087-Sep-26	13317101	8.39
2019 SF6	0	140	2093-May-17	9902219	15.44	2093-Oct-04	8544228	8.31
2019 SF6	0	70	2095-Jul-26	10572438	16.09	2095-Oct-04	11102066	8.16
2019 SF6	0	160	2101-May-06	12397691	18.37	2101-Oct-13	13223363	8.05
2019 SF6	0	90	2103-Jul-25	12907143	12.41	2103-Oct-23	12833372	8.04
2009 WY7	1	70	2031-Sep-20	8486240	23.79	2031-Nov-29	11324651	12.04
2009 WY7	1	90	2063-Sep-12	6322086	19.46	2063-Dec-11	8647987	13.98
2009 WY7	1	130	2075-Jul-11	8523302	21.99	2075-Nov-18	6994702	12.12
2009 WY7	1	30	2098-Oct-08	9675764	21.79	2098-Nov-07	6036873	14.69
2023 TM3	5	190	2034-Mar-28	8886083	14.90	2034-Oct-02	9973498	9.66
2023 TM3	5	200	2058-Mar-22	2219710	17.62	2058-Oct-08	3176879	11.15
2023 TM3	5	110	2069-Apr-23	4846443	17.15	2069-Aug-11	4945806	11.27
2023 TM3	5	130	2116-Jun-06	3194864	13.54	2116-Oct-14	14941647	11.17
2011 EX4	1	70	2029-Dec-19	5966989	15.70	2030-Feb-27	5883007	23.23
2011 EX4	1	100	2093-Dec-13	13820620	9.02	2094-Mar-23	5674572	5.62
2011 EX4	1	100	2104-Nov-06	10138626	6.72	2105-Feb-14	15198492	9.10

Table 17: Candidates for multiple missions from Venus to Mars.

NEO	U	Tr. time (days)	Start time	r_1 (km)	V_1 (km s ⁻¹)	Finish time	r_2 (km)	V_2 (km s ⁻¹)
2019 YU3	1	110	2030-Jul-17	5814894	14.51	2030-Nov-04	6033618	12.50
2019 YU3	1	110	2062-Oct-27	7582414	13.03	2062-Jul-09	10463241	12.33
2019 YU3	1	130	2094-Oct-09	12221689	12.43	2094-Jun-01	7112363	12.12