

# Adaptive LAD-Based Bootstrap Unit Root Tests under Unconditional Heteroskedasticity

Jilin Wu<sup>a</sup>, Ruike Wu<sup>\*b</sup>, and Zhijie Xiao<sup>c</sup>

<sup>a</sup>Department of Finance, School of Economics, Gregory and Paula Chow Institute for studies in Economics, Wang Yanan Institute for Studies in Economics (WISE), Xiamen University, China

<sup>b</sup>Department of Finance, School of Economics, Xiamen University, China

<sup>c</sup>Department of Economics, Boston College, USA

## Abstract

This paper explores testing unit roots based on least absolute deviations (LAD) regression under unconditional heteroskedasticity. We first derive the asymptotic properties of the LAD estimator for a first-order autoregressive process with the coefficient (local to) unity under unconditional heteroskedasticity and weak dependence, revealing that the limiting distribution of the LAD estimator (consequently the derived test statistics) is closely associated with unknown time-varying variances. To conduct feasible LAD-based unit root tests under heteroskedasticity and serial dependence, we develop an adaptive block bootstrap procedure, which accommodates time-varying volatility and serial dependence, both of unknown forms, to compute critical values for LAD-based tests. The asymptotic validity is established. We then extend the testing procedure to allow for deterministic components. Simulation results indicate that, in the presence of unconditional heteroskedasticity and serial dependence, the classic LAD-based tests demonstrate severe size distortion, whereas the proposed LAD-based bootstrap tests exhibit good size-control capability. Additionally, the newly developed tests show superior testing power in heavy-tailed distributed cases compared to considered benchmarks. Finally, empirical analysis of real effective exchange rates of 16 EU countries is conducted to illustrate the applicability of the newly proposed tests.

**Keywords:** Unit root test, Unconditional heteroskedasticity, Least absolute deviations, Adaptive block bootstrap.

**JEL Classification:** C14, C32

---

\*Correspondence to: Department of Finance, School of Economics, Xiamen University, Xiamen, China. E-mail addresses: rainforest1061@126.com (J. Wu), ruikewu@foxmail.com (R. Wu), xiaoz@bc.edu (Z. Xiao)

# 1. Introduction

More and more evidence shows that time variation in unconditional volatility is a common feature in macroeconomic and financial data, see, [Andreou and Ghysels \(2002\)](#) and [Liu and Maheu \(2008\)](#). The presence of unconditional heteroskedasticity may mislead conventional unit root testing procedure, leading to erroneous conclusions. [Hamori and Tokihisa \(1997\)](#) found that a simple level shift in innovation variance could invalidate usual unit root asymptotics. [Kim et al. \(2002\)](#) investigated the impact of permanent variance shift in the innovations on Dickey-Fuller tests, and found they were badly oversized. [Cavaliere \(2005\)](#) systematically explored the effect of time-varying variance on unit root tests in a general framework, and showed that the size and power of the tests are largely affected by the form of underlying volatility process. Therefore, if unconditional heteroskedasticity is not properly accounted for, spurious inference about the presence or absence of a unit root may be made.

Consequently, subsequent studies have developed numerous modified unit root tests that are robust to unknown unconditional heteroskedasticity. For example, [Cavaliere and Taylor \(2007\)](#) computed critical values for the M-type unit root tests developed by [Perron and Ng \(1996\)](#) via simulation based on the variance profile estimator. [Cavaliere and Taylor \(2008a\)](#) proposed wild bootstrap versions of the M-type unit root tests and established their validity under nonstationary volatility. [Cavaliere and Taylor \(2008b\)](#) proposed a nonparametric correction method based on variance profiles to deal with heteroskedasticity, demonstrating that the corrected statistics share the same asymptotic distributions as the corresponding standard tests derived under homoskedasticity. To achieve higher testing power, [Boswijk and Zu \(2018\)](#) developed a likelihood ratio (LR) test that accommodates nonstationary volatility and achieves power close to the Gaussian asymptotic power envelope. However, their LR test is derived under the assumption of Gaussianity. [Beare \(2018\)](#) proposed a class of modified unit root test statistics that are robust to unstable volatility, which is achieved by purging heteroskedasticity from the data using a kernel estimate of volatility before applying standard tests.

## 1.1 Motivation

The aforementioned tests are all derived in the framework of least squares (LS) estimation or rely on Gaussian assumption. Under departure from normality, particularly for those heavy-tailed innovations, these tests may exhibit relatively poor testing powers. Macroeconomic and financial data are often characterized by heavy tails, which have been extensively documented in the literature, see, for example, [Rachev \(2003\)](#) for an overview. Moreover, heavy-tailed behavior and time-varying volatility in the data often occur simultaneously and are closely intertwined, making it difficult to clearly distinguish between the two ones. Consequently, it is essential to devise a unit root testing

procedure that is robust to both heavy tails and time-varying volatility in innovations.

In the unit root testing literature, considerable effort has been devoted to deriving robust inference (Herce, 1996; Hasan and Koenker, 1997; Koenker and Xiao, 2004; Thompson, 2004). However, the impact of heteroskedasticity on these robust tests has been rarely discussed and remains unclear, necessitating further investigation. In this paper, we focus on studying unit root tests based on the LAD regression in the context of unconditional heteroskedasticity, as it serves as the most straightforward robust counterpart to LS-based unit root tests. The LAD technique utilizes absolute values of errors instead of squared errors, making it less sensitive to extreme values. Consequently, it is regarded as more robust than the LS technique when innovations follow heavy-tailed distributions.

The unit root processes under the LAD framework have been extensively studied. Knight (1989) developed asymptotic theory for the LAD estimation of the autoregressive coefficient in a unit root process with independent and infinite variance errors. Herce (1996) complemented this work by developing the asymptotic theory for the LAD estimator under the assumption of mixing-dependent errors with finite variances. The limiting distribution of the LAD estimator depends on long-run variance parameters, leading to the proposal of several transformed test statistics with computationally convenient critical values. However, Thompson (2004) pointed out that the transformation causes the problem<sup>1</sup> that the transformed tests exhibit powers equal to sizes for normal innovations. Hence, he described a way to compute critical values without transforming the test statistics. The resulting tests are much more powerful than the LS-based tests for thicker-tailed distributions. Moreno and Romo (2000) proposed an LAD-based bootstrap procedure to obtain critical values, their simulation results show that LAD-based tests exhibit higher power than the LS counterparts when errors are heavy-tailed distributed. However, their bootstrap procedure is established under the assumption that errors are independently and identically distributed (i.i.d). Jansson (2008) derived the asymptotic power envelopes for the locally asymptotically  $\alpha$ -similar unit root tests, which contains the LAD-based unit root tests, in a zero-mean AR(1) model. Li and Li (2009) considered the LAD-based unit root tests for GARCH-type errors. In addition, since the LAD estimator can be regarded as a special case of the quantile regression (QR) estimator at median, some attention is also given to unit root tests within the QR framework. Koenker and Xiao (2004) proposed several QR-based unit root tests which show higher detection ability than the LS-based tests in non-Gaussian cases. Galvao Jr (2009) extended these tests by incorporating stationary covariates and allowing for a linear time trend. Li and Park (2018) further generalized these QR-based tests to a nonlinear quantile autoregressive framework.

---

<sup>1</sup>It is also noted by Herce (1996)

## 1.2 Contribution

To the best of our knowledge, none of the LAD-based studies have explored the impact of unconditional heteroskedasticity on asymptotic theory of a (nearly) unit root process. In this paper, we try to fill this gap. We first derive the asymptotic theory of the LAD estimator of the autoregressive coefficient in a (nearly) unit root process under unconditional heteroskedasticity and weak dependence, showing that the limiting distribution of the LAD estimator is not free of nuisance parameters and can differ substantially (depending on the underlying heteroskedastic processes) from the limiting distribution that is obtained under homoskedasticity (Hence, 1996). To conduct feasible LAD-based unit root tests in the presence of time-varying volatility and serial dependence, we propose an adaptive block bootstrap resampling procedure to compute the critical values for the LAD-based tests. The asymptotic validity of resampling procedure is established. The newly proposed bootstrap procedure successfully generates unit root pseudo series, adaptively retaining the important heteroskedastic dynamics and dependence structure of the data, without making any parametric assumptions on the two characteristics. Next, we extend our main results to accommodate deterministic components in the unit root process, the asymptotic properties are also derived for the extended models.

Simulation results show that, in the presence of unconditional heteroskedasticity and weak dependence, the LAD-based bootstrap unit root tests exhibit reasonable empirical sizes in all considered situations, whereas the conventional LAD-based tests derived under homoskedasticity suffer from substantial size distortion. Furthermore, compared to other popular LS-based competitors that are robust to both time-varying volatility and serial dependence, the proposed tests also achieve higher testing power in non-Gaussian situations. Finally, we apply the newly proposed LAD-based bootstrap tests to investigate the validity of purchasing power parity condition for 16 European countries using real effective exchange rates.

The main contributions can be summarized into two folds: (1) We are the first to derive the asymptotic theory of the LAD estimator in the presence of both unconditional heteroskedasticity and serial dependence. (2) We develop feasible LAD-based bootstrap unit root tests that accommodate unconditional heteroskedasticity and serial dependence, both of unknown forms, which is new to the literature. We note that although we focus on solving the problem of heteroskedasticity, we also adapt our testing procedure to allow for serial dependence to enhance its practical applicability, which poses significant challenges for theoretical proof. As a result, the new LAD-based tests are particularly suitable for the situations where errors are heavy-tailed, heteroskedastic, and weakly dependent. Moreover, It is worth noting that the newly developed bootstrap procedure is general and can also be easily applied to LS-based tests. Lastly, we clarify that the focus of this paper is on

addressing unconditional heteroskedasticity in LAD-based unit root tests, the good performance of the LAD-based tests in heavy-tailed situations has been extensively discussed in the aforementioned literature.

### 1.3 Organization

This paper is organized as follows: In Section 2, we consider the basic unit root process under unconditional heteroskedasticity and serial dependence, and study the asymptotic properties of the LAD estimator. Section 3 proposes an infeasible/feasible adaptive block bootstrap procedure to approximate the limiting null distributions of the LAD-based unit root tests. In Section 4, we further extend our testing procedure to allow for deterministic components. Section 5 reports Monte Carlo simulation results to assess the finite sample performance of the newly proposed testing procedure. An empirical application to real effective exchange rates of 16 European countries is conducted for checking the validity of purchasing power parity in Section 6. Section 7 offers conclusions. Proofs and some additional simulation results are relegated to the supplementary material.

Throughout the paper,  $x'$  is the transpose of  $x$ ,  $\lfloor x \rfloor$  represents the largest integer less than or equal to  $x$ .  $\xrightarrow{p}$  and  $\xrightarrow{d}$  denote the convergence in probability and in distribution, respectively.  $\xrightarrow{p^*}$  and  $\xrightarrow{d^*}$  stand for the convergence in probability and in distribution under the bootstrap law, respectively.  $\text{sgn}(x) = I(x > 0) - I(x < 0)$  is the sign function of  $x \in \mathbb{R}$  where  $I(\cdot)$  is the indicator function.

## 2. The Basic Model and Asymptotic Properties

Consider the following first order autoregressive model

$$y_t = \gamma_0 y_{t-1} + u_t, \quad (2.1)$$

where the error satisfies

$$u_t = \sigma_t \varepsilon_t: = \sigma \left( \frac{t}{T} \right) \varepsilon_t \quad (2.2)$$

for  $t = 1, \dots, T$  with  $y_0 = 0$  for convenience.  $\{\sigma_t\}$  is a deterministic positive sequence functioning as a proxy for all factors that affect the unconditional heteroskedasticity, and  $\{\varepsilon_t\}$  is a strictly stationary mixing process, which accounts for conditional heterogeneity and temporal dependence in  $u_t$ . We do not assume a particular parametric specification but only impose some mild restrictions on  $\sigma(\cdot)$ . This sort of model-free assumptions not only helps to avoid potential misspecifications in  $\sigma(\cdot)$ , but is also general enough to encompass abrupt breaks and smooth transitions as special cases. Such rescaling device for  $\sigma(\cdot)$  was first introduced by [Dahlhaus \(1997\)](#), and since then has been widely adopted in

the time series literature; see, for example, [Cavaliere \(2005\)](#), [Cavaliere and Taylor \(2007\)](#), and [Wu and Xiao \(2018\)](#), to name only a few.

Our focus in this paper is on testing the unit root null hypothesis of  $\mathbb{H}_0 : \gamma_0 = 1$  in (2.1) against the alternative  $\mathbb{H}_A : \gamma_0 < 1$ . The LAD estimator can be calculated by solving

$$\hat{\gamma}_{LAD} = \arg \min_{\gamma} \sum_{t=1}^T |y_t - \gamma y_{t-1}|. \quad (2.3)$$

Denote  $v = T(\gamma - \gamma_0)$ , then solving the minimization problem (2.3) is equivalent to minimizing the following criterion

$$H_T(v) = \sum_{t=1}^T |u_t - vT^{-1}y_{t-1}| - |u_t|. \quad (2.4)$$

By Knight's identity ([Knight, 1989](#)), the objective function (2.4) can be further rewritten as

$$H_T(v) = -v \left( \frac{1}{T} \sum_{t=1}^T y_{t-1} \operatorname{sgn}(u_t) \right) + 2 \sum_{t=1}^T \int_0^{vT^{-1}y_{t-1}} [I(u_t \leq s) - I(u_t \leq 0)] ds. \quad (2.5)$$

If  $\hat{v}$  is the minimizer of  $H_T(v)$ , then we have  $\hat{v} = T(\hat{\gamma}_{LAD} - \gamma_0)$ . Therefore, in order to derive the limiting distribution of  $\hat{\gamma}_{LAD}$ , we need to study the two terms in the above equation  $H_T(v)$ , whose asymptotic analyses are based on the following assumptions.

**Assumption 1.** (i)  $\{\varepsilon_t\}$  is a strictly stationary mixing process with  $E(\varepsilon_t) = 0$  and  $E(\operatorname{sgn}(\varepsilon_t)) = 0$ ;

(ii) The density function  $f$  of  $\varepsilon_t$  is continuous and positive at 0 with respect to the Lebesgue measure. The conditional cumulative density function  $F_{t-1}(x) = P(\varepsilon_t < x | \varepsilon_{t-1}, \varepsilon_{t-2}, \dots)$  has the first derivative  $f_{t-1}(x)$  a.s. with  $f_{t-1}(x_T)$  uniformly integrable for any sequence  $x_T \rightarrow 0$  and  $E(f_{t-1}^r(0)) < \infty$  for some  $r > 1$ ;

(iii) The long-run variance-covariance

$$\Sigma = \begin{pmatrix} \delta_1^2 & \delta_{12} \\ \delta_{12} & \delta_2^2 \end{pmatrix} := \Sigma_0 + \Sigma_1 + \Sigma_1'$$

is strictly positive definite with  $\Sigma_1 = \sum_{s=2}^{\infty} E[(\varepsilon_1, \operatorname{sgn}(\varepsilon_1))' (\varepsilon_s, \operatorname{sgn}(\varepsilon_s))]$  and  $\Sigma_0 = E[(\varepsilon_1, \operatorname{sgn}(\varepsilon_1))' (\varepsilon_1, \operatorname{sgn}(\varepsilon_1))]$ .

The zero-median assumption postulated by Assumption 1(i) is a general set-up for LAD-type estimators, see e.g., [Herce \(1996\)](#), [Zhu and Ling \(2015\)](#), [Zhu \(2019\)](#), and [Zhang et al. \(2022\)](#). Assumption 1(ii) gives the limitations for the density function, the conditional density function and the conditional

cumulative density function, which are technique requirements for the LAD regression under serial dependence, see Assumption 1(iii) of [Herce \(1996\)](#).

**Assumption 2.** *There exists  $p > 2$  such that  $E|\varepsilon_t|^p < \infty$  and the mixing coefficients  $\{\alpha_m\}$  satisfy  $\sum_{m=1}^{\infty} \alpha_m^{1/\beta-1/p} < \infty$  for some  $2 < \beta < p$ .*

Assumption 2 provides strong mixing and moment conditions for  $\{\varepsilon_t\}$ . It imposes weaker moment restrictions on  $\varepsilon_t$  than those required by LS-based unit root tests (see, e.g., [Cavaliere, 2005](#); [Cavaliere and Taylor, 2007, 2008a](#)), and hence admits heavier tails in innovations. The restriction on the mixing coefficients  $\alpha_m$  embodies a trade-off between the mixing decay rate and the moment conditions. Under Assumptions 1 and 2, a broad scope of data generating mechanisms for  $\{\varepsilon_t\}$  is included, such as various stationary ARMA-type and GARCH-type processes.

**Assumption 3.**  *$\sigma(\cdot)$  is a bounded positive and deterministic function, and has continuous second derivatives except at finite discontinuity points on  $[0, 1]$ .*

Under Assumption 3, the heteroskedastic function  $\sigma(\cdot)$  is bounded, and can have up to a finite number of jumps. Models of single or multiple volatility shifts satisfy Assumption 3 with  $\sigma(\cdot)$  piecewise constant. The assumption of a deterministic function  $\sigma(\cdot)$  can be weakened by simply assuming stochastic independence between  $\{\varepsilon_t\}$  and  $\{\sigma_t\}$ , readers can be referred to [Cavaliere and Taylor \(2009\)](#) for more discussion.

The following lemma provides a bivariate invariance principle, laying the foundation for this paper.

**Lemma 1.** *(i) Suppose Assumptions 1-2 hold true, then we have*

$$\frac{1}{\sqrt{T}} \sum_{t=1}^{\lfloor Tr \rfloor} (\varepsilon_t, \text{sgn}(\varepsilon_t))' \xrightarrow{d} (B_1(r), B_2(r))' := \Sigma^{1/2} (W_1(r), W_2(r))'; \quad (2.6)$$

*(ii) Suppose Assumptions 1-3 hold true, then we have*

$$\frac{1}{\sqrt{T}} \sum_{t=1}^{\lfloor Tr \rfloor} (u_t, \text{sgn}(u_t))' \xrightarrow{d} (B_\sigma(r), B_2(r))', \quad (2.7)$$

where  $(W_1(\cdot), W_2(\cdot))'$  is a standard bivariate Brownian motion,  $\Sigma$  is defined in Assumption 1(iii), and  $B_\sigma(r) = \int_0^r \sigma(s) dB_1(s)$ .

The first result (2.6) has been well-established in the literature, see, for example, [Hansen \(1992\)](#). The second result (2.7) extends (2.6) to allow for deterministic heteroskedasticity. As a special case of ours, [Cavaliere \(2005\)](#) developed a univariate invariance principle for the partial sum of heteroskedastic

errors, see his Lemma 1. It is worth noting that  $\text{sgn}(u_t)$  is always correlated with  $u_t$  even if  $\{u_t\}$  is an i.i.d. sequence.

## 2.1 Asymptotic properties under the null hypothesis

In this subsection, we demonstrate the asymptotic results for the LAD estimator  $\hat{\gamma}_{LAD}$  under the null hypothesis. The following Lemma 2 provides the limiting distributions for the two terms in  $H_T(v)$ , respectively.

**Lemma 2.** *Suppose Assumptions 1-3 hold true, let  $y_t$  be determined by (2.1) and (2.2) with  $\gamma_0 = 1$ , then we have*

$$\frac{1}{T} \sum_{t=1}^T y_{t-1} \text{sgn}(u_t) \xrightarrow{d} \int_0^1 B_\sigma(r) dB_2(r) + \Gamma,$$

$$2 \sum_{t=1}^T \int_0^{vT^{-1}y_{t-1}} [I(u_t \leq s) - I(u_t \leq 0)] ds \xrightarrow{d} v^2 \left( f(0) \int_0^1 \sigma^{-1}(r) B_\sigma^2(r) dr \right),$$

where  $\Gamma = \lim_{T \rightarrow \infty} \frac{1}{T} \sum_{i=1}^T \sum_{j=i+1}^\infty E(u_i \text{sgn}(u_j))$ .

As an immediate result of Lemma 2, we obtain

$$H_T(v) \xrightarrow{d} H(v) := -v \left( \int_0^1 B_\sigma(r) dB_2(r) + \Gamma \right) + v^2 \left( f(0) \int_0^1 \sigma^{-1}(r) B_\sigma^2(r) dr \right).$$

Note that  $H(v)$  is minimized at  $\hat{v} = T(\hat{\gamma}_{LAD} - \gamma_0)$ , by the convexity lemma of Pollard (1991) and the arguments of Knight (1989), we have the following theorem.

**Theorem 1.** *Suppose Assumptions 1-3 hold true, let  $y_t$  be determined by (2.1) and (2.2) with  $\gamma_0 = 1$ , then we have*

$$T(\hat{\gamma}_{LAD} - 1) \xrightarrow{d} \mathcal{D}(\sigma) := \frac{\int_0^1 B_\sigma(r) dB_2(r) + \Gamma}{2f(0) \int_0^1 \sigma^{-1}(r) B_\sigma^2(r) dr}. \quad (2.8)$$

To better observe the limiting distribution of  $T(\hat{\gamma}_{LAD} - 1)$ , we choose

$$\Sigma^{1/2} = \begin{bmatrix} \delta_1 & 0 \\ \delta_{12}/\delta_1 & \Delta^{1/2}/\delta_1 \end{bmatrix} \quad (2.9)$$

as a triangular decomposition of  $\Sigma$ , where  $\Delta = \delta_1^2 \delta_2^2 - \delta_{12}^2$ . Correspondingly, we can rewrite  $B_1(\cdot) = \delta_1 W_1(\cdot)$ ,  $B_2(\cdot) = \delta_{12} \delta_1^{-1} W_1(\cdot) + \Delta^{1/2} \delta_1^{-1} W_2(\cdot)$  and  $B_\sigma(\cdot) = \delta_1 W_\sigma(\cdot)$  where  $W_\sigma(r) = \int_0^r \sigma(s) dW_1(s)$ . It is not hard to show that  $W_\sigma(r)$  is normally distributed with mean 0 and variance  $\int_0^r \sigma^2(s) ds$ , which corresponds to the diffusion process generated by  $dW_\sigma(r) = \sigma(r) dW_1(r)$  with  $W_\sigma(0) = 0$ . As a result,



$\int_0^1 B_\sigma(r)dB_2(r)$  has the following decomposition

$$\int_0^1 B_\sigma(r)dB_2(r) = \delta_{12} \int_0^1 W_\sigma(r)dW_1(r) + \Delta^{1/2} \left( \int_0^1 W_\sigma^2(r)dr \right)^{1/2} \vartheta, \quad (2.10)$$

where the second term is derived by the fact that  $\int_0^1 W_\sigma(r)dW_2(r)$  is a scale mixture of normals, and  $\vartheta$  is a standard normal random variable independent of  $\int_0^1 W_\sigma^2(r)dr$ . When  $\sigma(r) = 1$ ,  $\int_0^1 W_1(r)dW_\sigma(r) = (W_1^2(1) - 1)/2$ , the decomposition (2.10) degenerates to equation (16) in [Herce \(1996\)](#).

Based on (2.10), the limiting distribution of  $T(\hat{\gamma}_{LAD} - 1)$  can be decomposed into

$$\frac{\delta_{12} \int_0^1 W_\sigma(r)dW_1(r) + \Gamma}{2f(0)\delta_1^2 \int_0^1 \sigma^{-1}(r) W_\sigma^2(r)dr} + \frac{\Delta^{1/2} \left( \int_0^1 W_\sigma^2(r)dr \right)^{1/2}}{2f(0)\delta_1^2 \int_0^1 \sigma^{-1}(r)W_\sigma^2(r)dr} \vartheta. \quad (2.11)$$

Recall the formula of the LS estimator  $\hat{\gamma}_{LS}$  (see, [Phillips and Perron, 1987](#)) under the conditions of [Theorem 1](#). By using [Lemma 1](#), we can easily show that

$$T(\hat{\gamma}_{LS} - 1) \xrightarrow{d} \frac{\delta_1^2 \int_0^1 W_\sigma(r)dW_\sigma(r) + \Gamma_2}{\delta_1^2 \int_0^1 W_\sigma^2(r)dr}, \quad (2.12)$$

where  $\Gamma_2 = \lim_{T \rightarrow \infty} \frac{1}{T} \sum_{i=1}^T \sum_{j=i+1}^\infty E(u_i u_j)$ . Therefore, by comparing (2.11) with (2.12), it is shown that the limiting distribution of  $T(\hat{\gamma}_{LAD} - 1)$  can be roughly regarded as the combination of a ‘‘some sort of unit root’’ distribution and a normal distribution. In addition, the second term in (2.11) vanishes in (2.12) since  $\Delta = 0$  in the LS case. We also note that the denominator  $\int_0^1 \sigma^{-1}(r)W_\sigma^2(r)dr$  in (2.11) has an extra term  $\sigma^{-1}(\cdot)$ , which plays the role of a weighting function and helps reduce the heteroskedastic impact from outliers, hence enhancing the robustness of the LAD estimator to some degree.

## 2.2 Asymptotic properties under the local to unity alternative hypothesis

Next, we derive the asymptotic local power function of  $\hat{\gamma}_{LAD} - 1$ , which can contribute to a deeper understanding of the origins of the testing powers of unit root tests. Specifically, we consider the following local departure from the null hypothesis

$$\mathbb{H}_A : \gamma_0 = \exp\left(-\frac{c}{T}\right) \approx 1 - \frac{c}{T}, c \geq 0, \quad (2.13)$$

where the non-negative parameter  $c$  controls the degree of departure and  $T^{-1}$  is the speed at which the local alternative deviates from the null. The null holds when  $c = 0$  and holds ‘‘locally’’ as  $T \rightarrow \infty$  for  $c > 0$ .

Under  $\mathbb{H}_A$ , the data generated by (2.1) and (2.2) has the representation  $y_t = \sum_{j=1}^t e^{-c(t-j)/T} \sigma_j \varepsilon_j$ . As such, by applying Lemma 1 (ii), the asymptotic behavior of  $y_{\lfloor Tr \rfloor}$  scaled by  $\sqrt{T}$  for  $r \in [0, 1]$  is

$$\frac{1}{\sqrt{T}} y_{\lfloor Tr \rfloor} \xrightarrow{d} \mathcal{J}_{c,\sigma}(r) = \int_0^r e^{-c(r-s)} dB_\sigma(s), \quad (2.14)$$

where  $\mathcal{J}_{c,\sigma}(\cdot)$  is an Ornstein–Uhlenbeck (OU)-type process with heteroskedastic increments and satisfies  $d\mathcal{J}_{c,\sigma}(r) = -c\mathcal{J}_{c,\sigma}(r) + dB_\sigma(r)$ . Obviously, a larger value of  $c$  implies a larger deviation of  $\mathcal{J}_{c,\sigma}(r)$  from  $B_\sigma(r)$ . By using the similar arguments to those of proving Theorem 1, we obtain the following local to unity asymptotic result for  $\hat{\gamma}_{LAD}$ .

**Theorem 2.** *Suppose Assumptions 1–3 hold true, let  $y_t$  be determined by (2.1) and (2.2) with  $\gamma_0$  satisfying (2.13), we then have*

$$T(\hat{\gamma}_{LAD} - \gamma_0) \xrightarrow{d} \mathcal{D}(c, \sigma) := \frac{\int_0^1 \mathcal{J}_{c,\sigma}(r) dB_2(r) + \Gamma}{2f(0) \int_0^1 \sigma^{-1}(r) \mathcal{J}_{c,\sigma}^2(r) dr}. \quad (2.15)$$

Compared with (2.8), the asymptotic result (2.15) additionally depends on the location parameter  $c$ . When  $c = 0$ , Theorem 2 degenerates to Theorem 1; when  $c > 0$ , by using the approximation  $\exp(-\frac{c}{T}) \approx 1 - \frac{c}{T}$ , we obtain

$$T(\hat{\gamma}_{LAD} - 1) \xrightarrow{d} -c + \frac{\int_0^1 \mathcal{J}_{c,\sigma}(r) dB_2(r) + \Gamma}{2f(0) \int_0^1 \sigma^{-1}(r) \mathcal{J}_{c,\sigma}^2(r) dr}. \quad (2.16)$$

This result is considerably helpful in studying the behavior of  $T(\hat{\gamma}_{LAD} - 1)$  under the alternatives. The larger value of  $c$  means the larger negative shift in the center (the first term) and the larger deviation (in shape) from the null distribution (the second term). Hence, it is natural to develop unit root tests by utilizing the difference performance of  $\hat{\gamma}_{LAD} - 1$  under the null and under the alternatives.

### 3. The LAD-based bootstrap unit root tests

From Theorem 1, the presence of heteroskedasticity complicates the unit root testing because the limiting distribution of  $T(\hat{\gamma}_{LAD} - 1)$  is unobtainable in practice, and, explicitly or implicitly, involves the time-varying volatility  $\sigma(\cdot)$  that enters in a highly nonlinear fashion. Therefore, in this section, we develop an adaptive block bootstrap (ABB) procedure to calculate the critical values for conducting feasible LAD-based unit root tests in the presence of unconditional heteroskedasticity.

In this paper, for convenience, we pay our attention to the classic coefficient-based test statistic  $L_T$

and the t-ratio test statistic  $t_T$  (Koenker and Xiao, 2004), which are defined as follows respectively:

$$L_T = T(\hat{\gamma}_{LAD} - 1), \quad (3.1)$$

$$t_T = 2\widehat{f(0)} (Y'_{-1} P_C Y_{-1})^{1/2} (\hat{\gamma}_{LAD} - 1), \quad (3.2)$$

where  $\widehat{f(0)}$  is a consistent estimator of  $f(0)$ ,  $Y_{-1}$  is the vector of the lagged dependent variables  $y_t$ ,  $P_C = I_{T-1} - \mathbf{1}_{T-1}(\mathbf{1}'_{T-1} \mathbf{1}_{T-1})^{-1} \mathbf{1}'_{T-1}$ ,  $\mathbf{1}_{T-1}$  and  $I_{T-1}$  are  $T-1$  dimensional vector of ones and identity matrix, respectively.

### 3.1 Infeasible adaptive block bootstrap

The core issue of designing a suitable bootstrap procedure is to generate a pseudo series that can achieve the same functional results as in Lemma 1. Clearly, if we can mimic the behavior of the process  $\{\varepsilon_t\}$  by some pseudo series  $\{\varepsilon_t^*\}$ , then the properties of  $\{u_t\}$  can be replicated by  $\{\sigma_t \varepsilon_t^*\}$  immediately. Since  $\{\varepsilon_t\}$  is a stationary mixing process, we apply the moving block bootstrap method established by Künsch (1989) to help realize this goal, which samples the blocks with replacement and then pastes the resampled blocks together to form a pseudo series. This method makes no parametric assumptions, and has been widely applied to deal with serial dependence in time series, see Paparoditis and Politis (2003) and Hounyo (2023).

Let  $E^*(\cdot)$  be the expectation operator taken with respect to the bootstrap probability space conditional on the data  $\{y_t\}_{t=1}^T$ . For the time being,  $\{\sigma_t\}_{t=1}^T$  is assumed to be known in advance. Formally, the ABB procedure for approximating the distributions of the  $L_T$  ( $t_T$ ) statistic takes the following steps:

(i) Estimate  $\hat{\gamma}_{LAD}$  by (2.3), compute the test statistic  $L_T$  ( $t_T$ ) according to (3.1) ((3.2)), and obtain the standardized residual  $\hat{\varepsilon}_t = \hat{u}_t / \sigma_t$ , where  $\hat{u}_t = y_t - \hat{\gamma}_{LAD} y_{t-1}$ .

(ii) Choose a positive integer  $b_T < T$ , and let  $i_0, i_1, \dots, i_k$  be drawn independently and uniformly from the set  $\mathcal{W} = \{-T, -T+1, \dots, -1-b_T, 1, 2, \dots, T-b_T\}$ , where  $k = \lfloor (T-1)/b_T \rfloor$  is the number of blocks and  $b_T$  is the block size.

(iii) The bootstrap pseudo series  $\{y_t^*\}_{t=1}^T$  is generated by  $y_t^* = y_{t-1}^* + \sigma_t \varepsilon_t^*$  with  $y_0^* = 0$  and

$$\varepsilon_t^* = \begin{cases} \hat{\varepsilon}_{i_m+s}, & i_m > 0 \\ -\hat{\varepsilon}_{i_m+s+T+1}, & i_m < 0 \end{cases}, \quad (3.3)$$

where  $m = \lfloor (t-1)/b_T \rfloor$  and  $s = t - mb_T - 1$ ,  $t = 1, 2, \dots, T$ .

(iv) Compute the bootstrap test statistic  $L_T^*$  ( $t_T^*$ ) based on the bootstrap sequence  $\{y_t^*\}_{t=1}^T$ .

(v) Repeat (ii)-(iv)  $B$  times (e.g.,  $B = 499$ ), and then obtain the bootstrap statistic sequence  $\{L_{T,j}^*\}_{j=1}^B$  ( $\{t_{T,j}^*\}_{j=1}^B$ ). The bootstrap  $p$ -value is given by  $p^* = B^{-1} \sum_{j=1}^B I(L_{T,j}^* < L_T)$  ( $p^* = B^{-1} \sum_{j=1}^B I(t_{T,j}^* < t_T)$ ), and the null is rejected whenever  $p^*$  is smaller than the given significance level.

In (ii), we randomly draw indices from the set  $\mathcal{W}$ , which, by observing (3.3), has a one-to-one mapping relationship with  $\mathcal{E} = \{-\hat{\varepsilon}_1, \dots, -\hat{\varepsilon}_{T-b_T}, \hat{\varepsilon}_1, \dots, \hat{\varepsilon}_{T-b_T}\}$ . We augment the sampled pool by adding  $\{-\hat{\varepsilon}_i\}_{i=1}^{T-b_T}$  to ensure that the bootstrap errors satisfy the conditions of both zero mean and zero median, a similar construction can be found in [Moreno and Romo \(2000\)](#).

The following bootstrap invariance principle shows that the partial sum of pseudo vector series  $\{(\sigma_t \varepsilon_t^*, \text{sgn}(\sigma_t \varepsilon_t^*))'\}_{t=1}^T$  behaves the same as that of the true ones  $\{(u_t, \text{sgn}(u_t))'\}_{t=1}^T$  asymptotically.

**Lemma 3.** *Suppose Assumptions 1-3 hold true, let  $y_t$  be determined by (2.1) and (2.2) with  $\gamma_0$  satisfying (2.13),  $1/b_T + b_T/T \rightarrow 0$  as  $T \rightarrow \infty$ , we have*

$$\frac{1}{\sqrt{T}} \sum_{t=1}^{\lfloor Tr \rfloor} (\varepsilon_t^*, \text{sgn}(\varepsilon_t^*))' \xrightarrow{d^*} (B_1(r), B_2(r))'; \quad (3.4)$$

$$\frac{1}{\sqrt{T}} \sum_{t=1}^{\lfloor Tr \rfloor} (\sigma_t \varepsilon_t^*, \text{sgn}(\sigma_t \varepsilon_t^*))' \xrightarrow{d^*} (B_\sigma(r), B_2(r))'. \quad (3.5)$$

Based on Lemma 3, it is evident that the unit root pseudo series  $\{y_t^*\}$ , generated by the ABB procedure, adaptively retains the same unconditional heteroskedasticity and mixing dependence as in  $\{y_t\}$ , without assuming any parametric structures on them. Hence, the resampling procedure is data-adaptive.

**Remark 1.** Dependent wild bootstrap (DWB) of [Shao \(2010\)](#) can also be adopted to capture serial dependence and unconditional heteroskedasticity, however, it does not work effectively in the LAD framework. The key to the validity of the bootstrap procedure is to ensure that the pseudo series achieves the same asymptotic result as displayed in (3.5). For DWB, the bootstrap pseudo series drawn from  $\{u_t\}_{t=1}^T$  takes the form of  $w_t u_t$ , where  $w_t$  is a random weight drawn from the multivariate normal distribution with mean 0 and covariance matrix  $\Sigma$ , whose  $(i, j)$ -th element is given by  $K((i - j)/q_T)$  with the kernel function  $K(\cdot)$  and the truncation parameter  $q_T$ . It is not hard to find that  $T^{-1/2} \sum_{t=1}^{\lfloor Tr \rfloor} \text{sgn}(w_t u_t)$  differs from  $T^{-1/2} \sum_{t=1}^{\lfloor Tr \rfloor} \text{sgn}(\varepsilon_t)$  since

$$E^* \left( \frac{1}{\sqrt{T}} \sum_{t=1}^{\lfloor Tr \rfloor} (\text{sgn}(\varepsilon_t) - \text{sgn}(w_t u_t)) \right) = E^* \left( \frac{1}{\sqrt{T}} \sum_{t=1}^{\lfloor Tr \rfloor} 2I(w_t < 0) \text{sgn}(\varepsilon_t) \right) = \frac{1}{\sqrt{T}} \sum_{t=1}^{\lfloor Tr \rfloor} \text{sgn}(\varepsilon_t).$$

Before illustrating the asymptotic properties of the bootstrap test statistics, we first present the

limiting distribution of the t-ratio test statistic in the following corollary, which follows directly from Theorem 2.

**Corollary 1.** *Suppose Assumptions 1-3 hold true, let  $y_t$  be determined by (2.1) and (2.2) with  $\gamma_0$  satisfying (2.13), we then have*

$$t_T \xrightarrow{d} \mathcal{B}(c, \sigma) := \left( \int_0^1 \mathcal{J}_{c,\sigma}^2(r) dr - \left( \int_0^1 \mathcal{J}_{c,\sigma}(r) dr \right)^2 \right)^{1/2} \left[ -2f(0)c + \frac{\int_0^1 \mathcal{J}_{c,\sigma}(r) dB_2(r) + \Gamma}{\int_0^1 \sigma^{-1}(r) \mathcal{J}_{c,\sigma}^2(r) dr} \right].$$

When  $c = 0$ ,  $\mathcal{J}_{c,\sigma}(r)$  becomes  $B_\sigma(r)$  and the limiting null distribution  $\mathcal{B}(0, \sigma)$  of  $t_T^d$  is obtained. The following Theorem 3 shows the asymptotic results of the bootstrap test statistics  $L_T^*$  and  $t_T^*$ .

**Theorem 3.** *Suppose Assumptions 1-3 hold true, let  $y_t$  be determined by (2.1) and (2.2) with  $\gamma_0$  satisfying (2.13),  $1/b_T + b_T/T \rightarrow 0$  as  $T \rightarrow \infty$ , we then have  $L_T^* \xrightarrow{d^*} \mathcal{D}(\sigma)$  and  $t_T^* \xrightarrow{d^*} \mathcal{B}(0, \sigma)$ .*

The bootstrap test statistics  $L_T^*$  and  $t_T^*$  converge in distribution to the the same limits as  $L_T$  and  $t_T$  under the null hypothesis, respectively. We highlight that the proposed ABB procedure can be easily modified to approximate the null distribution of other unit root test statistics, such as any other LAD-based test statistics constructed from  $\hat{\gamma}_{LAD} - 1$  and the classic DF test, see a similar argument in Paparoditis and Politis (2003).

### 3.2 Feasible adaptive block bootstrap

However, the bootstrap test statistics  $L_T^*$  and  $t_T^*$  are unobtainable since the true sequence of volatility  $\{\sigma_t\}_{t=1}^T$  is unknown. To produce feasible testing procedures,  $\sigma_t$  is required to be estimated in advance. Here we propose to estimate unconditional volatility nonparametrically and then implement the feasible bootstrap algorithm by replacing  $\sigma_t$  with its nonparametric estimate.

Specifically, let  $\hat{u}_t = y_t - \hat{\gamma}_{LAD} y_{t-1}$  be the LAD residual, and denote

$$\hat{\sigma}_t = \sum_{s=1}^T w_{t,s} |\hat{u}_s|, \quad (3.6)$$

where  $w_{t,s} = \left( \sum_{s=1}^T k_{t,s} \right)^{-1} k_{t,s}$ ,  $k_{t,s} = k((t-s)/Th)$  is the kernel function and  $h$  is the bandwidth parameter shrinking to zero at an appropriate rate. The role of  $\hat{\sigma}_t$  is to deputize for  $\sigma_t$ , which is the local mean of  $\{|u_t|\}_{t=1}^T$  based on the following assumption.

**Assumption 4.**  $E|\varepsilon_t| = 1$ .

Assumption 4 is imposed for the identification of  $\sigma_t$ , and it is substituted by  $E(\varepsilon_t^2) = 1$  or  $E(\varepsilon_t^2 | \mathcal{F}_{t-1}) = 1$  in the LS framework, see Cavaliere (2005) and Cavaliere and Taylor (2007). Note that

Assumption 4 can be relaxed to  $E|\varepsilon_t| = c$ , where  $c$  is an arbitrary positive value. The following two assumptions are required to ensure that the nonparametric estimator  $\hat{\sigma}_t$  is asymptotically equivalent to  $\sigma_t$ .

**Assumption 5.** (i)  $k(\cdot)$  is a bounded continuous nonnegative function defined on the real line with  $\int_{-\infty}^{\infty} k(v)dv = 1$ ; (ii)  $h + 1/(Th^{9/2}) \rightarrow 0$  as  $T \rightarrow \infty$ .

**Assumption 6.** There exists  $p > 4$  such that  $E|\varepsilon_t|^p < \infty$  and the mixing coefficients  $\{\alpha_m\}$  satisfy  $\sum_{m=1}^{\infty} \alpha_m^{1/\beta-1/p} < \infty$  for some  $4 < \beta < p$ .

Assumption 5(i) is a standard assumption on kernel functions in the nonparametric literature, and holds for many commonly used kernels such as Epanechnikov, Gaussian and uniform ones. Assumption 5(ii) requires that the bandwidth parameter  $h$  shrinks to zero at a slower rate than  $T^{-2/9}$ , ensuring that the feasible bootstrap test statistics have the same limiting distributions as the infeasible ones. It can be relaxed if  $\{\varepsilon_t\}$  is an m.d.s. or i.i.d. random variable. Assumption 6 imposes a stronger moment condition on  $\{\varepsilon_t\}$  than Assumption 2 due to the nonparametric estimation of unconditional volatility, some similar treatments can be found in Harvey et al. (2018) and Zhu (2019).

The steps of feasible bootstrap procedure are totally the same as the infeasible ones outlined in Subsection 3.1 except that  $\sigma_t$  is replaced by  $\hat{\sigma}_t$ . Now denote  $\check{\varepsilon}_t = \hat{u}_t/\hat{\sigma}_t$  and let  $\{\check{y}_t^*\}_{t=1}^T$  be the pseudo series generated by  $\check{y}_t^* = \check{y}_{t-1}^* + \check{u}_t^*$  where  $\check{u}_t^* = \hat{\sigma}_t \check{\varepsilon}_t^*$  and  $\check{\varepsilon}_t^*$  is the bootstrap error term drawn from the feasible ABB procedure. The LAD-based bootstrap test statistics  $\check{L}_T^*$  and  $\check{t}_T^*$  are computed by using the sequence  $\{\check{y}_t^*\}_{t=1}^T$ . The following Lemma 4 and Theorem 4 are the feasible versions corresponding to Lemma 3 and Theorem 3, respectively.

**Lemma 4.** Suppose Assumptions 1,3-6 hold true, let  $y_t$  be determined by (2.1) and (2.2) with  $\gamma_0$  satisfying (2.13),  $1/b_T + b_T/T \rightarrow 0$  as  $T \rightarrow \infty$ , we have

$$\begin{aligned} & \frac{1}{\sqrt{T}} \sum_{t=1}^{\lfloor Tr \rfloor} (\check{\varepsilon}_t^*, \text{sgn}(\check{\varepsilon}_t^*))' \xrightarrow{d^*} (B_1(r), B_2(r))'; \\ & \frac{1}{\sqrt{T}} \sum_{t=1}^{\lfloor Tr \rfloor} (\hat{\sigma}_t \check{\varepsilon}_t^*, \text{sgn}(\check{\varepsilon}_t^*))' \xrightarrow{d^*} (B_\sigma(r), B_2(r))'. \end{aligned}$$

**Theorem 4.** Suppose Assumptions 1,3-6 hold true, let  $y_t$  be determined by (2.1) and (2.2) with  $\gamma_0$  satisfying (2.13),  $1/b_T + b_T/T \rightarrow 0$  as  $T \rightarrow \infty$ , we have  $\check{L}_T^* \xrightarrow{d^*} \mathcal{D}(\sigma)$  and  $\check{t}_T^* \xrightarrow{d^*} \mathcal{B}(0, \sigma)$ .

Theorem 4 implies that replacing  $\sigma_t$  with  $\hat{\sigma}_t$  has negligible effects on the asymptotic distribution. Therefore, by comparing  $L_T(t_T)$  with the empirical quantile of  $\{\check{L}_{T,j}^*\}_{j=1}^B$  ( $\{\check{t}_{T,j}^*\}_{j=1}^B$ ), we can judge whether the null hypothesis is rejected or not.

### 3.3 Choices of tuning parameters

Note that our asymptotic results for the ABB procedure hold true for any bandwidth  $h$  satisfying  $h + 1/(Th^{9/2}) \rightarrow 0$  and any block length  $b_T$  satisfying  $1/b_T + b_T/T \rightarrow 0$ , which, however, does not give clues on how to choose  $h$  and  $b_T$  in practice. Here we apply the leave-one-out cross-validation (CV) (see, [Wong, 1983](#)) to select  $h$ , and the chosen value is given by

$$h_{cv} = \arg \min_h \sum_{t=1}^T (|\hat{u}_t| - \hat{\sigma}_{-t}(h))^2, \quad (3.7)$$

where  $\hat{\sigma}_{-t}(h)$  is the leave-one-out estimate, calculated in the same way as  $\hat{\sigma}_t$  except that the summation in (3.6) is taken for  $s \neq t$ , and the magnitude orders of candidates are specified as  $T^{-1/5}$ , which is the optimal order that minimizes the asymptotic mean integrated squared error.

For the choice of the block length, we employ the data-driven method suggested by [Hall et al. \(1995\)](#) to determine  $b_T$ . Let  $\mathcal{S}$  denote the set of all  $T - m$  runs of length  $m$  obtained from the standardized residuals  $\{\hat{\varepsilon}_t\}_{t=1}^T$ . Let  $\hat{\psi}_{m,i}(b)$  ( $1 \leq i \leq T - m$ ) denote the bootstrap estimates of  $\psi = \text{var}\left(T^{-1/2} \sum_{t=1}^T \varepsilon_t\right)$  computed from the  $T - m$  elements in  $\mathcal{S}$ , using block size  $b$ . Let  $\hat{\psi}_T(b_*)$  be the estimate of  $\psi$  computed from the entire data set  $\{\hat{\varepsilon}_t\}_{t=1}^T$ , using a plausible pilot block length  $b_*$ . Then the optimal block length<sup>2</sup>,  $b_{opt}$  is given by  $(T/m)^{1/3}b_m$ , where  $b_m$  is the optimal solution that minimizes  $\sum_i \left(\hat{\psi}_{m,i}(b) - \hat{\psi}_T(b_*)\right)^2$ . This procedure may be iterated if desired, replacing the original pilot  $b_*$  by  $b_{opt}$ .

## 4. Extensions

The autoregressive model without intercept is too restrictive in empirical application. Therefore, in this section we show how to extend our testing procedure to further include deterministic components. Specifically, suppose that the observed data  $\{x_t\}_{t=1}^T$  are generated by

$$x_t = \mu' d_t + y_t, \quad (4.1)$$

where  $y_t$  is generated according to (2.1), and  $d_t$  is a vector of deterministic functions of time  $t$ , with  $\mu$  being a conformable parameter vector. Two leading cases for  $d_t$  in the unit root literature are  $d_t = 1$  (constant mean  $\mu$ ) and  $d_t = (1, t)'$  (linear trend  $\mu' d_t = \mu_1 + \mu_2 t$ ). Following [Elliott et al. \(1996\)](#), we

---

<sup>2</sup>The block bootstrap technique applied here is tailored to restore the asymptotic behavior of the partial sum of  $\varepsilon_t$ , with focus on the variance. It is well documented that the optimal block length (in terms of minimizing the mean squared error) is proportional to  $T^{1/3}$  when handling bias or variance, see [Lahiri and Lahiri \(2003\)](#) for a review

consider the following regression

$$\Delta x_t + \frac{\bar{c}}{T}x_{t-1} = \mu' \left( \Delta d_t + \frac{\bar{c}}{T}d_{t-1} \right) + u_t, t = 2, \dots, T, \quad (4.2)$$

where  $\bar{c}$  is a preset constant. Let  $\varrho_t = \Delta d_t + \frac{\bar{c}}{T}d_{t-1}$ , then the OLS estimator for  $\mu$  is given by

$$\hat{\mu}(\bar{c}) = \left( \sum_{t=1}^T \varrho_t \varrho_t' \right)^{-1} \sum_{t=1}^T \varrho_t \left( \Delta x_t + \frac{\bar{c}}{T}x_{t-1} \right)', \quad (4.3)$$

and the demeaned/detrended series of  $\{x_t\}_{t=1}^T$  is  $\{y_t^d\}_{t=1}^T$  where  $y_t^d = x_t - \hat{\mu}(\bar{c})'d_t$ .

**Remark 2.** In the demeaning/detrending procedure, the OLS estimator  $\hat{\mu}(\bar{c})$  can be substituted by a weighted LS estimator or an LAD-based estimator but without much benefit only at cost of more tedious proofs. Our aim is to study how to extend the proposed ABB procedure to include deterministic components and demonstrate its validity in the extended model. Hence, using the OLS estimator  $\hat{\mu}(\bar{c})$  is sufficient to achieve this goal. In addition, the value of  $\bar{c}$  is required to be pre-specified in advance according to the forms of  $d_t$ . Elliott et al. (1996) suggested  $\bar{c} = 7$  for a constant mean and  $\bar{c} = 13.5$  for a linear trend, which have been demonstrated to perform well in empirical studies, see e.g., Ng and Perron (2001) and Boswijk and Zu (2018).

Based on  $\{y_t^d\}_{t=1}^T$ , the LAD estimator can be obtained by solving the following minimization problem:

$$\hat{\gamma}_{LAD}^d = \arg \min_{\gamma} \sum_{t=1}^T \left| y_t^d - \gamma y_{t-1}^d \right|. \quad (4.4)$$

Let  $L_T^d = T(\hat{\gamma}_{LAD}^d - 1)$  and  $t_T^d = 2\widehat{f}(0) (Y_{-1}^d P_C Y_{-1}^d)^{1/2} (\hat{\gamma}_{LAD}^d - 1)$ , where  $Y_{-1}^d$  is the vector of lagged dependent variables  $\{y_t^d\}$ . The following Theorem 5 provides the limiting distributions of both  $L_T^d$  and  $t_T^d$  under local-to-unity alternative hypothesis.

**Theorem 5.** Suppose Assumptions 1-3 hold true, let  $x_t$  be generated according to (4.1) with  $y_t$  determined by (2.1) and (2.2) and  $\gamma_0$  satisfying (2.13), we have

- (a) if  $d_t = 1$ , then  $L_T^d \xrightarrow{d} -c + \mathcal{D}(c, \sigma)$  and  $t_T^d \xrightarrow{d} \mathcal{B}(c, \sigma)$ ;
- (b) if  $d_t = (1, t)'$ , then  $L_T^d \xrightarrow{d} -c + \mathcal{D}(\bar{c}, c, \sigma)$  and  $t_T^d \xrightarrow{d} \mathcal{B}^d(\bar{c}, c, \sigma) := 2f(0)\mathcal{G}^{1/2}(\bar{c}, c, \sigma)(-c + \mathcal{D}(\bar{c}, c, \sigma))$ , where

$$\begin{aligned} \mathcal{D}^d(\bar{c}, c, \sigma) := & \left[ 2f(0) \left( \int_0^1 \sigma^{-1}(r) \mathcal{J}_{c,\sigma}^2(r) dr + \mathcal{M}^2(\bar{c}, c, \sigma) \int_0^1 \sigma^{-1}(r)r^2 dr - 2\mathcal{M}(\bar{c}, c, \sigma) \int_0^1 \sigma^{-1}(r)r \mathcal{J}_{c,\sigma}(r) dr \right) \right]^{-1} \\ & \times \left[ \int_0^1 \mathcal{J}_{c,\sigma}(r) dB_2(r) - \mathcal{M}(\bar{c}, c, \sigma) \int_0^1 r dB_2(r) + \Gamma - 2f(0)\mathcal{M}(\bar{c}, c, \sigma) \int_0^1 \sigma^{-1}(r)(1+cr) \mathcal{J}_{c,\sigma}(r) dr \right. \\ & \left. + 2f(0)\mathcal{M}^2(\bar{c}, c, \sigma) \int_0^1 \sigma^{-1}(r)r(1+cr) dr \right], \end{aligned}$$



$$\mathcal{M}(\bar{c}, c, \sigma) = \left( \int_0^1 (1 + \bar{c}r)^2 dr \right)^{-1} \int_0^1 (1 + \bar{c}r) (d\mathcal{J}_{c,\sigma}(r) + \bar{c}\mathcal{J}_{c,\sigma}(r)dr), \text{ and}$$

$$\mathcal{G}(\bar{c}, c, \sigma) = \int_0^1 \mathcal{J}_{c,\sigma}^2(r)dr + \frac{1}{3}\mathcal{M}^2(\bar{c}, c, \sigma) - 2\mathcal{M}(\bar{c}, c, \sigma) \int_0^1 \mathcal{J}_{c,\sigma}(r)rdr - \left( \int_0^1 \mathcal{J}_{c,\sigma}(r)dr - \frac{1}{2}\mathcal{M}(\bar{c}, c, \sigma) \right)^2.$$

The forms of the limiting distributions of the  $L_T^d$  and  $t_T^d$  statistics depend on the specific  $d_t$ . When  $d_t = 1$ , the asymptotic results of  $L_T^d$  and  $t_T^d$  are not affected by the replacement of the unknown  $\mu$  with its estimator  $\hat{\mu}(\bar{c})$ . However, the situation is quite different when  $d_t$  includes a linear trend. In this case, the limiting distribution is apparently affected by the estimator  $\hat{\mu}(\bar{c})$ , and  $\mathcal{D}^d(\bar{c}, c, \sigma)$  involves  $\bar{c}$  in a highly nonlinear form. Fortunately, we do not have to concern with the explicit form of the limits of  $L_T^d$  and  $t_T^d$  due to the readily available bootstrap algorithm.

Next, we apply the bootstrap algorithm for the extended models. The adaptive block bootstrap procedure is defined almost identical to the one discussed in the previous sections. The only difference here is that we employ the demeaned/detrended series  $\{y_t^d\}_{t=1}^T$  to replace the observed series  $\{y_t\}_{t=1}^T$  throughout the entire procedure. Of course, the unknown  $\sigma_t$  is still estimated by using the nonparametric kernel method in (3.6), but instead based on the demeaned/detrended LAD residual  $\hat{u}_t^d = y_t^d - \hat{\gamma}_{LAD}^d y_{t-1}^d$ . Denote the feasible bootstrap test statistics calculated using the bootstrap sequence as  $\check{L}_T^{d*}$  and  $\check{t}_T^{d*}$ . The following theorem presents their asymptotic properties.

**Theorem 6.** *Suppose Assumptions 1,3-6 hold true, let  $x_t$  be generated from (4.1) with  $y_t$  determined by (2.1) and (2.2) and  $\gamma_0$  satisfying (2.13),  $1/b_T + b_T/T \rightarrow 0$  as  $T \rightarrow \infty$ ,*

$$(a) \text{ if } d_t = 1, \text{ then } \check{L}_T^{d*} \xrightarrow{d*} \mathcal{D}(\sigma) \text{ and } \check{t}_T^{d*} \xrightarrow{d*} \mathcal{B}(0, \sigma);$$

$$(b) \text{ if } d_t = (1, t)', \text{ then } \check{L}_T^{d*} \xrightarrow{d*} \mathcal{D}^d(\bar{c}, 0, \sigma) \text{ and } \check{t}_T^{d*} \xrightarrow{d*} \mathcal{B}^d(\bar{c}, 0, \sigma).$$

Once again, Theorem 6 implies that the bootstrap test statistics  $\check{L}_T^{d*}$  and  $\check{t}_T^{d*}$  have the same asymptotic null distributions with  $L_T^d$  and  $t_T^d$  in both cases, which also shows the validity of the ABB procedure.

## 5. Monte Carlo simulations

This section investigates the finite-sample performance of the LAD-based bootstrap unit root tests. Specifically, we consider the following data generating process (DGP):

$$y_t = \exp\left(-\frac{c}{T}\right) y_{t-1} + \sigma_t \varepsilon_t, \quad \varepsilon_t = \theta \varepsilon_{t-1} + \phi \eta_{t-1} + \eta_t, \quad (5.1)$$

where  $\varepsilon_t$  is generated by an ARMA(1,1) process, and  $\sigma_t = \sigma(t/T)$  is assumed to take three different forms of structural changes:

Case (1)—One shift in volatility:

$$\sigma(\tau) = \sigma_1 + (\sigma_1 - \sigma_0)I(\tau > 0.5),$$

Case (2)—Two shifts in volatility:

$$\sigma(\tau) = \sigma_0 + (\sigma_1 - \sigma_0)I(0.3 < \tau < 0.7),$$

Case (3)—Smooth changing volatility:

$$\sigma(\tau) = \sigma_0 + (\sigma_1 - \sigma_0)G(\tau), G(\tau) = 1 - \exp\left[-15(\tau - 0.5)^2\right].$$

The volatility dynamics in Case (1) correspond to one abrupt change in volatility from  $\sigma_0$  to  $\sigma_1$  at the middle time  $[0.5T]$ . In Case (2), the volatility jumps from the level of  $\sigma_0$  to  $\sigma_1$  at time  $[0.3T]$  and stays for a period before jumping back at time  $[0.7T]$ . In Case (3), the volatility changes smoothly by exhibiting a symmetric ‘U’ shape. Without loss of generality, we specify  $\sigma_0 = 1$ . We are interested in evaluating the performance of the proposed tests for heavy-tailed data, while also reporting results under Gaussian conditions as benchmarks, thus considering three types of innovations  $\{\eta_t\}$ : (1) The standard normal distribution,  $N(0, 1)$ ; (2) The Student-t distribution with 3 degrees of freedom,  $t(3)$ ; (3) The standard double exponential distribution,  $DE(0, 1)$ . It is worth noting that although  $\varepsilon_t$  generated by (5.1) may not satisfy  $E|\varepsilon_t| = 1$  for a majority of  $\theta$ - $\phi$  combinations, our testing procedure is unaffected by noting that  $u_t = \sigma_t^\dagger \varepsilon_t^\dagger$  with  $\sigma_t^\dagger = \sigma_t E|\varepsilon_t|$  and  $\varepsilon_t^\dagger = \varepsilon_t / E|\varepsilon_t|$ .

## 5.1 Size

In this subsection, we first study the empirical size performance of the proposed LAD-based tests. We denote the LAD-based coefficient-based test statistic and the t-ratio test statistic as  $L_T^B$  and  $t_T^B$ , respectively, using the proposed ABB procedure to compute corresponding p-values. The results of quantile t-ratio test (denoted as  $t_T^Q$ ) developed by [Koenker and Xiao \(2004\)](#) at median, and the LAD-based test (denoted as  $L_T^M$ ) established by [Moreno and Romo \(2000\)](#), are also reported for comparison. Neither  $t_T^Q$  nor  $L_T^M$  accounts for unconditional heteroskedasticity. The  $t_T^Q$  test can handle high-order autocorrelation, while the  $L_T^M$  test is only applicable to AR(1) models with i.i.d. errors.

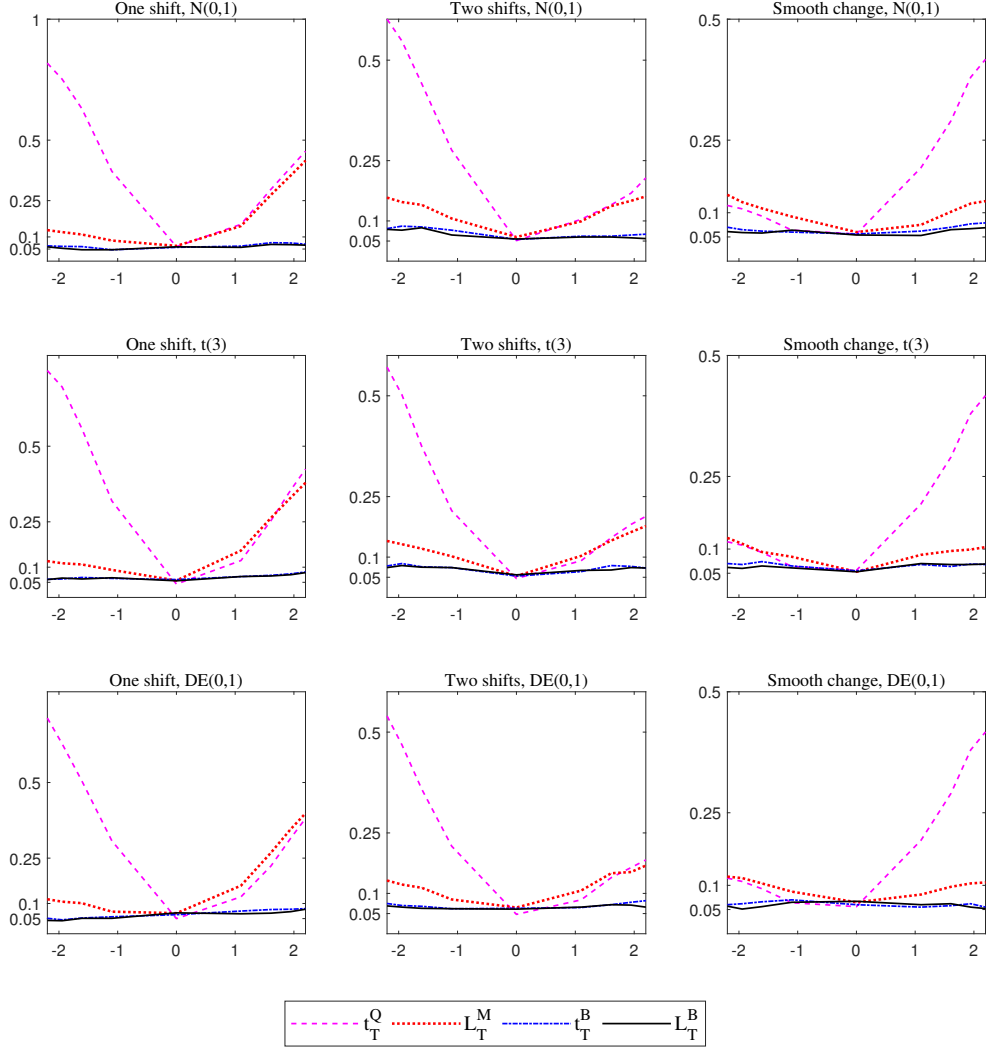


Figure 1: Empirical sizes (y-axis) of the  $t_T^Q$ ,  $L_T^M$ ,  $t_T^B$ , and  $L_T^B$  tests for  $\sigma_1$  between  $1/9$  and  $9$  (x-axis, log scale) when the error term follows an i.i.d process. Nominal size is  $0.05$  and sample size  $T = 100$ .

For the error  $\varepsilon_t$  in (5.1), we consider the following cases: (1) an i.i.d sequence, (2) an MA(1) process with  $\theta = 0.5$  and  $\phi = 0$ , and (3) an AR(1) process with  $\theta = 0$  and  $\phi = 0.5$ . The results for the cases of i.i.d errors are mainly reported to evaluate the impact of heteroskedasticity uncontaminated by serial dependence. Accordingly, we set the block length  $b_T = 1$  for the ABB procedure and let the lag order  $p = 0$  for the  $t_T^Q$  test to eliminate any potential impacts caused by incorrect tuning parameters choices. For the cases of dependent errors, the block length  $b_T$  is selected by using the data-driven method proposed in Subsection 3.3 and the lag length  $p$  is chosen by re-scaled MAIC rule (see, Cavaliere et al., 2015) with  $p \leq [12(T/100)^{0.25}]$ . The t-ratio tests  $t_T^B$  and  $t_T^Q$  require estimation of the density function, which are calculated by using the classic kernel method with a Gaussian kernel and Silverman's rule of thumb bandwidth (Zhao and Xiao, 2014). We generate 1000 datasets of random sample  $\{y_t\}_{t=1}^T$  for  $T = 100$  and  $250$ , and employ  $B = 499$  iterations for those bootstrap-based tests. All testing results

are run at the 5% significance level.

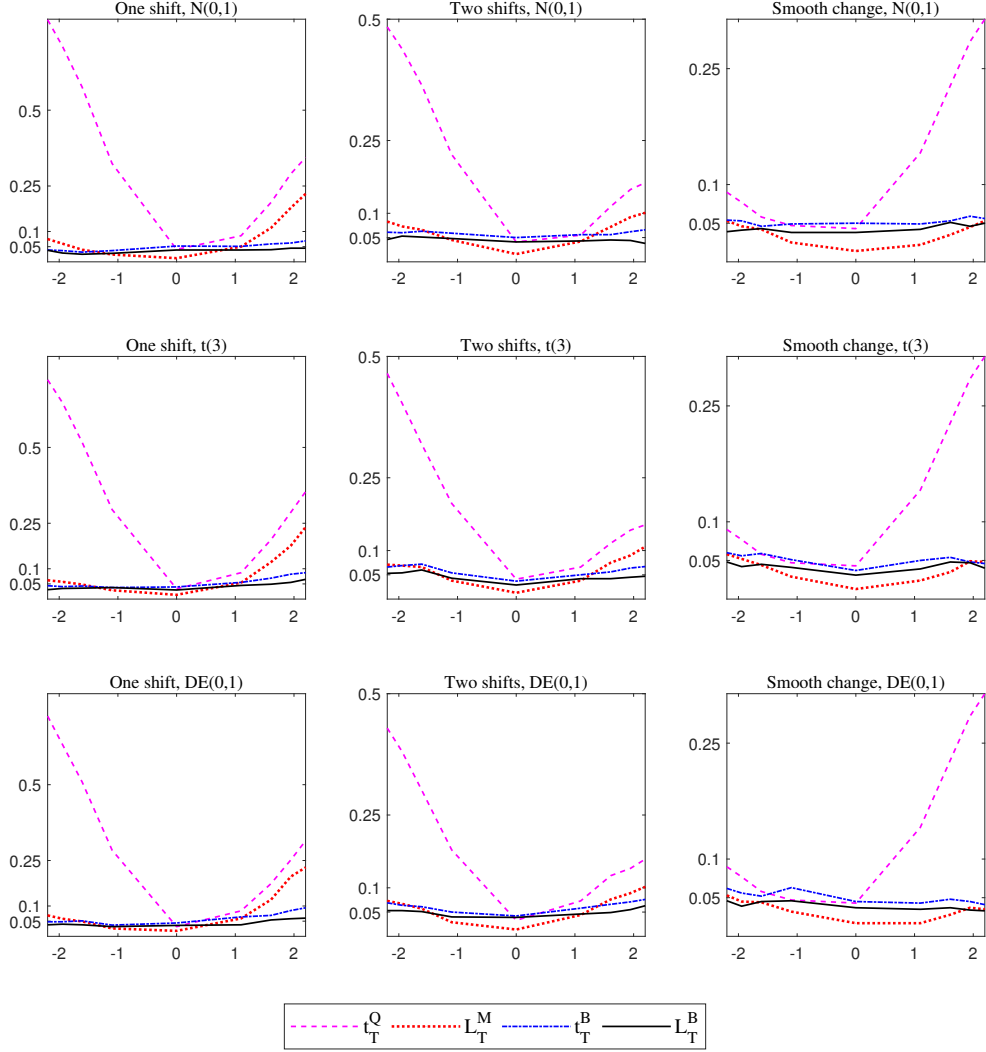


Figure 2: Empirical sizes (y-axis) of the  $t_T^Q$ ,  $L_T^M$ ,  $t_T^B$ , and  $L_T^B$  tests for  $\sigma_1$  between  $1/9$  and  $9$  (x-axis, log scale) when the error term follows an MA(1) process. Nominal size is 0.05 and sample size  $T = 100$ .

Figures A.1-3 plot the empirical sizes of the four considered LAD-based tests with respect to  $\sigma_1 \in \{1/9, 1/7, 1/5, 1/3, 1, 3, 5, 7, 9\}$  for the cases where the error follows an i.i.d. sequence, an MA process, and an AR process, respectively, with  $T = 100$ . The corresponding figures for  $T = 250$  are provided in the supplementary material. We first focus on Figure A.1. It can be observed that the  $t_T^Q$  and  $L_T^M$  tests are severely oversized under heteroskedasticity. For example, in the cases of a single shift in volatility, the sizes of the  $t_T^Q$  test exceeds 0.5 when  $\sigma_1 = 1/9$ . Compared to the results for  $T = 250$  in the supplementary material, increasing the sample size does not appear to mitigate the size distortion caused by heteroskedasticity. In contrast, it is evident that the proposed ABB procedure effectively corrects the size distortion in  $t_T^Q$  and  $L_T^M$  tests in the presence of time-varying volatility. The sizes of the proposed bootstrap  $t_T^B$  and  $L_T^B$  tests are largely satisfactory all the time, though they also exhibit

slightly oversized distortions. And the size performance improves to some extent as the sample size  $T$  increases from 100 to 250. In addition, we find that the  $L_T^B$  test generally performs slightly better than the  $t_T^B$  test, which may be attributed to the fact that the  $L_T^B$  statistic does not require estimating the density function  $f(0)$ .

Now we turn to Figures 2 and 3. First, it is evident that the size properties of the  $t_T^B$  and  $L_T^B$  tests are satisfactory across different  $\sigma_1$  values, error distributions, and volatility types, remaining close to the nominal level 0.05, which indicates that the proposed LAD-based bootstrap tests can control size well in the presence of both heteroskedasticity and serial dependence. Then, we can further observe that the  $t_T^Q$  test still exhibits severe upward size distortion, as indicated by the similarity of its size curve patterns to those shown in Figure A.1. We point out that the  $t_T^Q$  test allows for high-order correlation in the data, consequently the size distortion is only attributed to time-varying volatility. Next, for the  $L_T^M$  test, the dependence in the error results in a downward bias in its size. This is evident from the observation that the empirical sizes of the  $L_T^M$  test are largely underestimated, with all values around 1% under homoskedasticity ( $\sigma_1 = 1$ ). In the presence of both heteroskedasticity and serial dependence, the distortion in the size of the  $L_T^M$  test is ambiguous and varies depending on specific scenarios. For example, the  $L_T^M$  test exhibits undersized distortion in most cases when the error follows an AR(1) process, but shows upward distortion when the error follows an MA(1) process with one large upward shift in volatility.

## 5.2 Power

In this subsection, we further investigate the testing power of the proposed LAD-based tests in comparison with popular existing approaches that theoretically accommodate both time-varying variance and serial correlation. Specifically, we consider the following benchmarks:

- (1)  $MZ^T$ : The time-transformed  $MZ_\alpha$  test proposed by [Cavaliere and Taylor \(2008b\)](#).
- (2)  $MZ^B$ : The  $MZ_\alpha$  test using the critical values from wild bootstrap procedure ([Cavaliere and Taylor, 2008a, 2009](#)).
- (3)  $MZ^S$ : The  $MZ_\alpha$  test using simulated critical values based on the variance profile estimator, see [Cavaliere and Taylor \(2007\)](#).
- (4)  $MZ^M$ : The  $MZ_\alpha$  test calculated by purging heteroskedasticity, see [Beare \(2018\)](#).
- (5)  $ALR$ : The adaptive likelihood ratio test using wild bootstrap critical values proposed by [Boswijk and Zu \(2018\)](#).

The first four tests take the form of the classical M-statistics developed by [Perron and Ng \(1996\)](#)

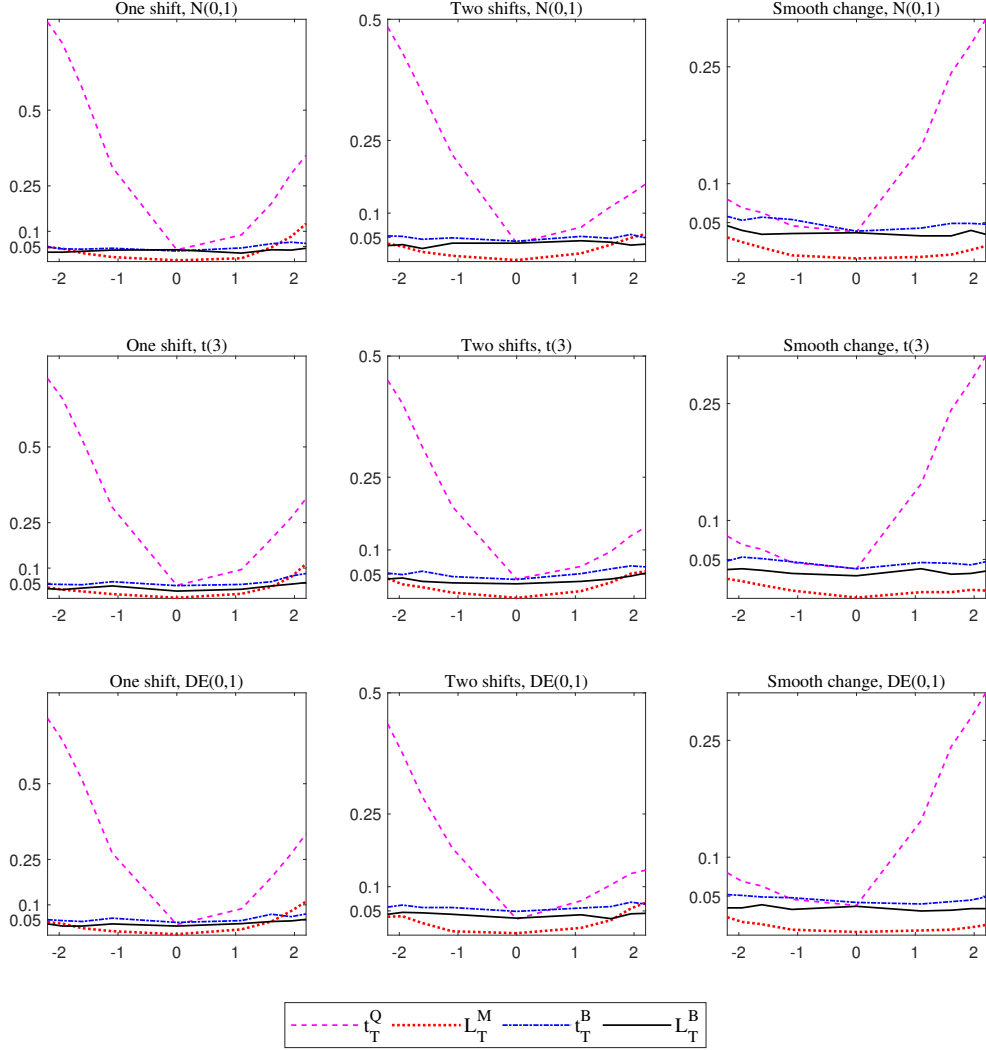


Figure 3: Empirical sizes (y-axis) of the  $t_T^Q$ ,  $L_T^M$ ,  $t_T^B$ , and  $L_T^B$  tests for  $\sigma_1$  between  $1/9$  and  $9$  (x-axis, log scale) when the error term follows an AR(1) process. Nominal size is  $0.05$  and sample size  $T = 100$ .

and Ng and Perron (2001)<sup>3</sup>. The lag orders in  $MZ$ -type tests are selected by the re-scaled MAIC rule. For the kernel bandwidth used in computing the test statistic  $MZ^M$  of Beare (2018), we set it to  $0.1$ , as this value yields the best size and power according to his simulation results. The  $ALR$  test is a powerful unit root test which can reach the asymptotic power envelope under Gaussianity. We use the exponential kernel  $k(x) = \exp(-5|x|)$  with the window width selected by their cross-validation procedure. In this subsection, we do not compare the results of the  $t_T^Q$  and  $L_T^M$  tests since they do not exhibit adequate size control and are not expected to provide reliable inference under

<sup>3</sup>The M statistics generally comprise three types of test statistics, which are defined as

$$MZ_\alpha := \frac{T^{-1}y_T^2 - s_{ar}^2(p)}{2T^{-2}\sum_{t=1}^T y_{t-1}^2}, \quad MSB := \left( T^{-2} \sum_{t=1}^T y_{t-1}^2 / s_{ar}^2(p) \right)^{1/2}, \quad MZ_t := MZ_\alpha \times MSB,$$

where  $s_{ar}^2(p) = \hat{\sigma}^2 / (1 - \sum_{i=1}^p \hat{\beta}_i)$ ,  $\{\hat{\beta}_i\}_{i=1}^p$  and  $\hat{\sigma}^2$  are the OLS slope and variance estimators from the regression  $\Delta y_t = \beta_0 y_{t-1} + \sum_{i=1}^p \beta_i \Delta y_{t-i} + e_t$ . Because the performance of three M tests are quite similar, for brevity we only report the results of  $MZ_\alpha$ -type tests here.

heteroskedasticity.

Table 1: Empirical powers under heteroskedasticity with i.i.d. errors,  $\sigma_1 = 5$ , and  $c = 10$ .

$\sigma_t$	T	$MZ^T$	$MZ^B$	$MZ^S$	$MZ^M$	$ALR$	$t_T^B$	$L_T^B$
N(0,1)								
One shift	100	0.299	0.463	0.293	0.564	0.605	0.554	0.578
	250	0.371	0.430	0.386	0.531	0.615	0.511	0.554
Two shifts	100	0.296	0.483	0.328	0.497	0.811	0.805	0.763
	250	0.348	0.504	0.444	0.488	0.826	0.798	0.765
Smooth change	100	0.483	0.668	0.561	0.498	0.752	0.641	0.686
	250	0.449	0.635	0.601	0.544	0.766	0.620	0.670
t(3)								
One shift	100	0.333	0.494	0.247	0.538	0.717	0.782	0.809
	250	0.361	0.464	0.327	0.609	0.704	0.832	0.839
Two shifts	100	0.337	0.524	0.286	0.418	0.879	0.947	0.938
	250	0.280	0.550	0.393	0.544	0.907	0.959	0.964
Smooth change	100	0.456	0.692	0.445	0.547	0.846	0.884	0.904
	250	0.456	0.692	0.556	0.577	0.831	0.904	0.928
DE(0,1)								
One shift	100	0.301	0.429	0.233	0.474	0.667	0.863	0.867
	250	0.347	0.437	0.357	0.613	0.654	0.880	0.883
Two shifts	100	0.409	0.509	0.304	0.405	0.873	0.972	0.972
	250	0.336	0.524	0.423	0.537	0.880	0.986	0.980
Smooth change	100	0.497	0.663	0.490	0.502	0.814	0.922	0.942
	250	0.495	0.656	0.587	0.633	0.810	0.944	0.961

For the alternative specification, we set  $c = 10$  in (5.1) and fix  $\sigma_1 = 5$ . Qualitatively similar conclusions can be drawn for other values of  $c$  and  $\sigma_1$ <sup>4</sup>. The empirical sizes of the considered tests are tabulated in the supplementary material, indicating that all tests demonstrate good size control ability in most cases. Tables 1-3 report the empirical powers of the considered tests at the 5% significance level under local to unity alternative.

Similarly, let us first focus on the cases of i.i.d errors. Under normality, the  $ALR$  test exhibits the highest power in all cases. Note that when volatility has two shifts, the powers of the proposed  $t_T^B$  and  $L_T^B$  tests are close to that of the  $ALR$  test. When the error follows heavy-tailed distributions, our two LAD-based bootstrap tests exhibit significant advantages over the other competing methods. For example, the powers of the  $t_T^B$  and  $L_T^B$  tests are 0.863 and 0.867, respectively, in the  $DE(0, 1)$ -distributed cases with one shift in volatility and  $T = 100$ , while the highest power among other competitors is only 0.654. It is worth noting that the powers of all the tests vary to some extent depending on the forms of heteroskedasticity, consistent with the finding that the asymptotic distributions of the LAD-based

<sup>4</sup>In our supplementary material, we also report the testing results under homoskedasticity.

test statistics depend on the form of  $\sigma(\cdot)$ .

Table 2: Empirical powers under heteroskedasticity with MA(1) errors,  $\sigma_1 = 5$ , and  $c = 10$ .

$\sigma_t$	T	$MZ^T$	$MZ^B$	$MZ^S$	$MZ^M$	$ALR$	$t_T^B$	$L_T^B$
N(0,1)								
One shift	100	0.106	0.127	0.265	0.282	0.259	0.428	0.436
	250	0.154	0.212	0.331	0.386	0.402	0.434	0.463
Two shifts	100	0.234	0.238	0.229	0.342	0.645	0.755	0.680
	250	0.230	0.287	0.334	0.353	0.726	0.735	0.718
Smooth change	100	0.193	0.228	0.320	0.235	0.491	0.521	0.530
	250	0.334	0.389	0.452	0.431	0.611	0.524	0.550
t(3)								
One shift	100	0.042	0.163	0.218	0.248	0.344	0.622	0.617
	250	0.142	0.236	0.290	0.427	0.491	0.700	0.700
Two shifts	100	0.232	0.271	0.182	0.375	0.731	0.895	0.859
	250	0.262	0.365	0.318	0.430	0.816	0.911	0.907
Smooth change	100	0.167	0.286	0.269	0.304	0.596	0.761	0.765
	250	0.342	0.443	0.441	0.379	0.687	0.810	0.830
DE(0,1)								
One shift	100	0.074	0.148	0.223	0.240	0.267	0.591	0.582
	250	0.198	0.231	0.340	0.453	0.423	0.649	0.674
Two shifts	100	0.286	0.249	0.194	0.323	0.696	0.876	0.846
	250	0.294	0.329	0.346	0.432	0.764	0.913	0.903
Smooth change	100	0.214	0.245	0.309	0.271	0.561	0.750	0.745
	250	0.434	0.416	0.459	0.476	0.641	0.791	0.805

Next, we study the empirical powers in the presence of autocorrelated errors. From Tables 2 and 3, it can be observed that the proposed two tests show pronounced superiority over other benchmarks in all heavy-tailed cases. Moreover, our tests also achieve the highest power in some normal cases. For example, with one shift in volatility and  $T = 100$ , the  $t_T^B$  and  $L_T^B$  tests achieve powers of 0.428 and 0.436, respectively, when the error follows an MA(1) process, outperforming the other competing tests. We note that the poor performance of the  $ALR$  and  $MZ$  type tests under normality with serial correlation may result from the inaccurate selection of lag length, given that these tests perform better than our tests in i.i.d. cases where the lag order is correctly specified.

In the supplementary material, the testing results under homoskedasticity are reported for all considered tests, including the  $t_T^Q$  and  $L_T^M$  tests. Several interesting findings are summarized as follows: (1) There is little difference between the powers of the tests  $L_T^B$  and  $L_T^M$  all the time, which indicates that the heteroskedasticity-accommodating modification does not appear to bring about any significant power loss in  $L_T^B$  under homoskedasticity. (2) The t-ratio  $t_T^B$  test exhibits much higher power than the  $t_T^Q$  test, which can be attributed to the fact that the ABB procedure fully utilizes the information



at the median, while the sieve bootstrap algorithm for the  $t_T^Q$  test does not. (3) The  $L_T^B$  test exhibits significantly higher power than  $L_T^M$  in the presence of serial dependence, as it benefits from the block bootstrap algorithm specifically designed to account for mixing dependence.

To sum up, the proposed LAD-based bootstrap tests exhibit reasonable sizes in the presence of various unconditional heteroskedasticity and weak dependence, and also achieve higher powers than other popular unit root tests when the error term is heavy-tailed distributed.

Table 3: Empirical powers under heteroskedasticity with AR(1) errors,  $\sigma_1 = 5$ , and  $c = 10$ .

$\sigma_t$	T	$MZ^T$	$MZ^B$	$MZ^S$	$MZ^M$	$ALR$	$t_T^B$	$L_T^B$
N(0,1)								
One shift	100	0.090	0.140	0.264	0.228	0.230	0.334	0.320
	250	0.141	0.229	0.320	0.402	0.391	0.339	0.362
Two shifts	100	0.210	0.262	0.227	0.321	0.612	0.730	0.664
	250	0.256	0.301	0.305	0.372	0.698	0.724	0.702
Smooth change	100	0.184	0.251	0.342	0.264	0.453	0.468	0.449
	250	0.347	0.391	0.448	0.421	0.599	0.456	0.466
t(3)								
One shift	100	0.060	0.170	0.215	0.234	0.339	0.480	0.478
	250	0.205	0.265	0.305	0.415	0.499	0.572	0.578
Two shifts	100	0.238	0.296	0.183	0.336	0.736	0.827	0.802
	250	0.270	0.362	0.303	0.443	0.808	0.845	0.838
Smooth change	100	0.168	0.319	0.302	0.280	0.595	0.637	0.629
	250	0.351	0.444	0.439	0.390	0.684	0.701	0.717
DE(0,1)								
One shift	100	0.061	0.170	0.228	0.226	0.259	0.465	0.450
	250	0.214	0.254	0.330	0.477	0.429	0.495	0.510
Two shifts	100	0.283	0.267	0.192	0.331	0.674	0.811	0.777
	250	0.283	0.320	0.317	0.406	0.752	0.819	0.826
Smooth change	100	0.253	0.274	0.309	0.273	0.540	0.591	0.593
	250	0.410	0.440	0.480	0.488	0.657	0.637	0.643

## 6. Empirical application

In this section, we apply the proposed LAD-based bootstrap unit root tests to study the validity of the purchasing power parity (PPP) hypothesis in 16 EU countries. The PPP hypothesis is an important cornerstone for many open-economy macroeconomic models. It demonstrates that foreign currencies should have the same purchasing power in the long run in a well-functioning world market, which also indicates that the real exchange rate should be stationary. Therefore, the rejection of the unit root is often used as evidence to support the PPP hypothesis, see [Taylor et al. \(2001\)](#), [Bahmani-](#)

Oskooee et al. (2007) and Boswijk and Zu (2018). However, there is conflicting empirical evidence. The studies by O’Connell (1998), Galvao Jr (2009) and Bahmani-Oskooee et al. (2017) among others all suggest that the issue has not been completely solved yet. Hence we revisit this problem by using the new proposed unit root tests. A total of 240 observations of monthly real effective exchange rates (REERS) for each country were collected over the period from 01/2000 to 12/2019, sourced from the website of the Bank for International Settlements<sup>5</sup> (BIS).

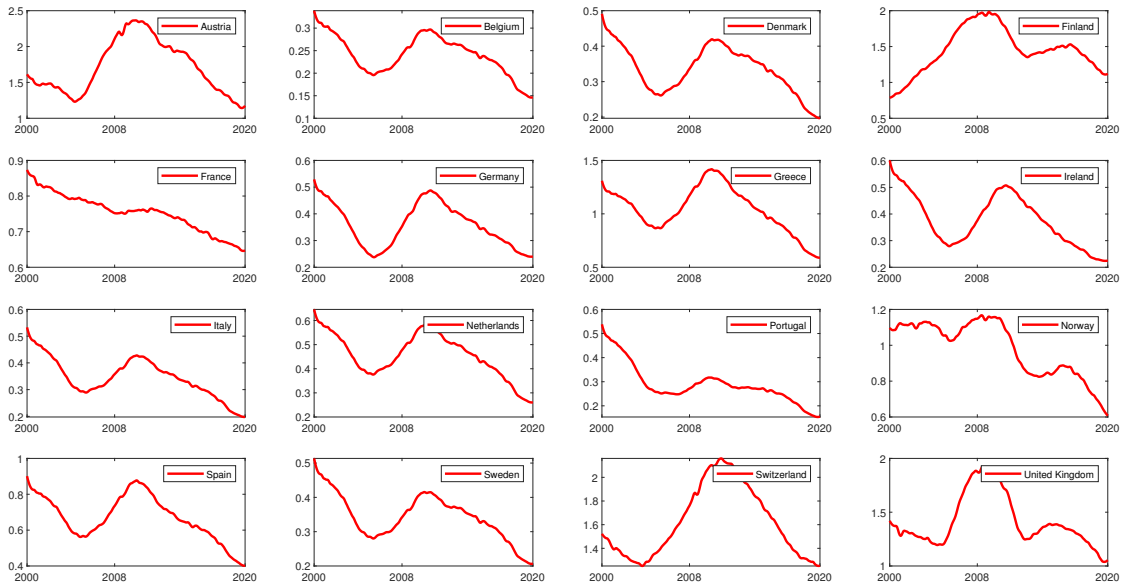


Figure 4: Non-parametric volatility estimate for 16 EU countries from 01/2000 to 12/2019.

Following Papell (1997) and O’Connell (1998), we adopt the tests of unit roots with an unknown mean, and demean the original data based on (4.3) with  $\bar{c} = 7$ . The other setups for all the tests are the same as those specified in the simulation section. As the by-products of our tests, nonparametric estimates of the volatilities are also plotted in Figure 4, which shows that the volatility estimates are obviously non-constant, exhibiting inverted "N"-shape patterns for most countries. We also note that the two highly volatile periods observed from the volatility paths coincide with the well-known Dot-com bubble around 2000 and the financial crisis around 2008. This suggests the homoskedastic assumption imposed on traditional unit root tests might be violated. In addition, we also provide the Q-Q plots of the standardized errors (filtered by the estimated volatility) against standard normal distribution in Figure 5. It is seen that most tail behaviors of the errors show clear deviations from normality. The presence of heteroskedasticity along with heavy tails, as shown in Figures 4-5, suggests that it would be more suitable to employ the newly proposed tests in examining the PPP hypothesis.

The p-values for all the tests are reported in Table 4. It is shown that in most cases, all the tests

<sup>5</sup><http://www.bis.org/statistics/eer.htm>

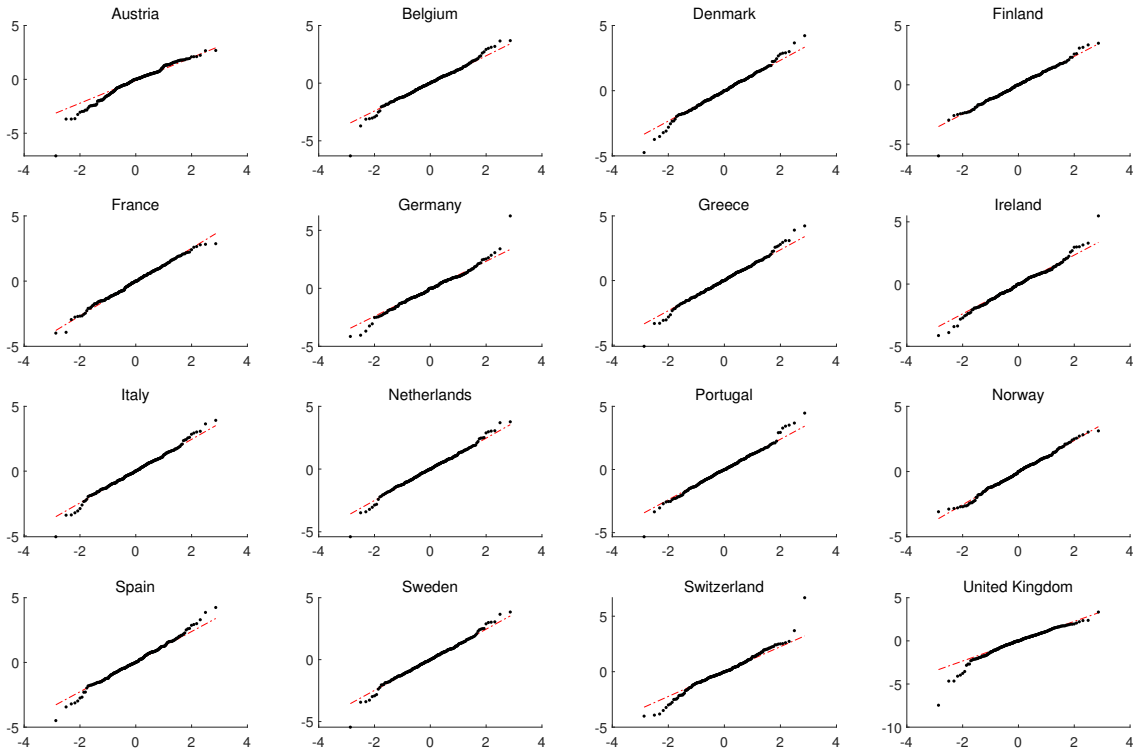


Figure 5: Q-Q plots of errors, filtered by estimated volatility, for 16 EU countries.

Table 4: Unit root testing results for monthly real effective exchange rates of 16 EU countries.

	$MZ^T$	$MZ^B$	$MZ^S$	$MZ^M$	$t_T^Q$	$L_T^M$	$ALR$	$t_T^B$	$L_T^B$
Austria	0.270	0.259	0.563	0.322	0.413	0.619	0.447	0.501	0.501
Belgium	0.327	0.307	0.621	0.427	0.281	0.559	0.307	0.335	0.279
Denmark	0.459	0.413	0.756	0.566	<b>0.084</b>	0.729	0.477	0.812	0.870
Finland	0.337	0.293	0.577	0.395	0.174	0.373	0.375	0.228	0.220
France	0.554	0.525	0.818	0.635	<b>0.044</b>	0.639	0.517	0.557	0.557
Germany	0.359	0.317	0.679	0.406	0.214	0.331	0.417	0.206	0.186
Greece	0.342	0.315	0.635	0.404	0.325	0.420	0.400	0.319	0.279
Ireland	0.245	0.156	0.511	0.269	0.224	0.130	<b>0.052</b>	<b>0.050</b>	<b>0.066</b>
Italy	0.395	0.381	0.681	0.439	0.166	0.353	0.303	0.307	0.315
Netherlands	0.315	0.365	0.649	0.388	0.188	0.307	0.365	0.238	0.182
Portugal	0.453	0.465	0.707	0.561	0.309	0.928	0.499	0.808	0.888
Norway	0.862	0.844	0.968	0.881	0.930	0.976	0.904	1.000	0.996
Spain	<b>0.061</b>	<b>0.094</b>	0.152	0.200	0.116	<b>0.092</b>	<b>0.032</b>	<b>0.046</b>	<b>0.026</b>
Sweden	0.817	0.878	0.972	0.874	0.343	0.505	0.818	0.717	0.711
Switzerland	0.694	0.756	0.916	0.666	0.281	0.333	0.160	0.192	0.232
United Kingdom	0.279	0.317	0.673	0.271	0.731	0.641	0.235	0.491	0.493

yield consistent testing results, failing to reject the unit root hypothesis. Hence the PPP hypothesis does not hold true for most EU countries. The rejection results are observed for Denmark, France, Ireland and Spain. For Denmark and France, the test  $t_T^Q$  rejects the null at the 10% significance level. However, it should be noted that these rejections may be spurious, given the seriously oversized distortion of  $t_T^Q$  under heteroskedasticity demonstrated in the simulation part, meanwhile our LAD-based heteroskedasticity-robust tools do not lead to rejections<sup>6</sup>. For Ireland, only our two tests  $t_B^T$  and  $L_B^T$ , along with the *ALR* test, consistently reject the null with the p-values less than 7%. For Spain, our two tests reject the null at the 5% significance level, which is also supported by the tests  $MZ^T$ ,  $MZ^B$ , and *ALR* with the p-values of 6.1%, 9.4% and 3.2% respectively. Consequently, we can conclude that the PPP hypothesis holds true in Ireland and Spain since 2000, and we do not have strong evidence supporting the validity of PPP conditions for other EU countries.

## 7. Conclusion

This paper investigates LAD-based unit root tests in the presence of unconditional heteroskedasticity of unknown form. We start by studying the unit root tests in a basic model, where the data are generated by an AR(1) process without an intercept, and then extend our testing procedure to allow for deterministic components. We establish the asymptotic properties of the LAD estimator and the corresponding test statistics under the (nearly) unit root hypothesis, showing that the unconditional volatility affects the limiting distributions in a highly nonlinear manner. To develop feasible LAD-based unit root tests in the presence of time-varying variance, we further propose an adaptive block bootstrap procedure to approximate the null distribution of the LAD-based test statistics. The asymptotic validity of the bootstrap procedure is studied, and the bootstrap pseudo sequence effectively preserves the unconditional heteroskedasticity and mixing dependence without requiring any parametric assumptions. Simulation results indicate that the LAD-based bootstrap tests exhibit reasonable empirical sizes in the presence of time-varying volatility. Furthermore, they show higher power than the other benchmarks considered when dealing with heavy-tailed data. Lastly, we investigate the PPP hypothesis in 16 EU countries since 2000 using real effective exchange rates. The results show that our newly developed tests can serve as effective supplements to existing tests when the data are characterized by both unconditional heteroskedasticity and non-Gaussian distributions.

Several extensions of this paper are conceivable. One possible extension involves introducing the multiplicative volatility model to simultaneously capture both conditional and unconditional het-

---

<sup>6</sup>The rejections of the LAD-based bootstrap tests are crucial to conclude a false identification of the  $t_T^Q$  test. This is because the  $t_T^Q$  test exhibits higher power in heavy-tailed cases than other methods, which may also lead to a pattern where the  $t_T^Q$  rejects the null while others do not.

eroskedasticity in errors. Another extension is to generalize our proposed tests to include covariates to improve testing power. We leave these extensions for future work.

## References

- Andreou, E., Ghysels, E. (2002). Detecting multiple breaks in financial market volatility dynamics. *Journal of Applied Econometrics* 17: 579-600.
- Bahmani-Oskooee, M., Kutan, A.M., Zhou, S.(2007). Testing PPP in the non-linear STAR framework. *Economics Letters* 94: 104-110.
- Bahmani-Oskooee, M., Chang, T., Chen, T.H., Tzeng, H.W. (2017b). Quantile unit root test and the PPP in Africa. *Applied Economics* 49(19): 1913-1921.
- Beare, B.K. (2018). Unit root testing with unstable volatility. *Journal of Time Series Analysis* 39(6): 816-835.
- Boswijk, H.P., Zu, Y. (2018). Adaptive wild bootstrap tests for a unit root with non-stationary volatility. *The Econometrics Journal* 21(2): 87-113.
- Cavaliere, G. (2005). Unit root tests under time-varying variances. *Econometric Reviews* 23(3): 259-292.
- Cavaliere, G., Phillips, P.C., Smeekes, S., Taylor, A.R. (2015). Lag length selection for unit root tests in the presence of nonstationary volatility. *Econometric Reviews* 34(4): 512-536.
- Cavaliere, G., Taylor, A.R. (2007). Testing for unit roots in time series models with non-stationary volatility. *Journal of Econometrics* 140(2): 919-947.
- Cavaliere, G., Taylor, A.R. (2008a). Bootstrap unit root tests for time series with nonstationary volatility. *Econometric Theory* 24(1): 43-71.
- Cavaliere, G., Taylor, A.R. (2008b). Time-transformed unit root tests for models with non-stationary volatility. *Journal of Time Series Analysis* 29(2): 300-330.
- Cavaliere, G., Taylor, A.R. (2009). Heteroskedastic time series with a unit root. *Econometric Theory* 25(5): 1228-1276.
- Dahlhaus R. (1997). Fitting time series models to nonstationary processes. *The annals of Statistics* 25(1): 1-37.
- Elliott, G., Rothenberg, T.J., Stock, J.H. (1996). Efficient tests for an autoregressive unit root. *Econometrica* 64: 813-836.
- Galvao Jr, A.F. (2009). Unit root quantile autoregression testing using covariates. *Journal of Econometrics* 152(2): 165-187.

- Hall, P., Horowitz, J.L., Jing, B.Y. (1995). On blocking rules for the bootstrap with dependent data. *Biometrika* 82(3): 561-574.
- Hamori, S., Tokihisa, A. (1997). Testing for a unit root in the presence of a variance shift. *Economics Letters* 57: 245-253.
- Harvey, D.I., Leybourne, S.J., Zu, Y. (2018). Testing explosive bubbles with time-varying volatility. *Econometric Reviews* 38(10): 1131-1151.
- Hansen, B.E. (1992). Convergence to stochastic integrals for dependent heterogeneous processes. *Econometric Theory* 8(4): 489-500.
- Hasan, M.N., Koenker R.W. (1997). Robust rank tests of the unit root hypothesis. *Econometrica* 65: 133-161.
- Herce, M.A. (1996). Asymptotic theory of lad estimation in a unit root process with finite variance errors. *Econometric Theory* 12(1): 129-153.
- Hounyo, U. (2023). A wild bootstrap for dependent data. *Econometric Theory* 39(2): 264-289.
- Jansson, M. (2008). Semiparametric power envelopes for tests of the unit root hypothesis. *Econometrica* 76(5): 1103-1142.
- Kapetanios, G., Shin, Y., Snell, A. (2003). Testing for a unit root in the nonlinear STAR framework. *Journal of Econometrics* 112: 359-379.
- Kim, T.H., Leybourne, S., Newbold, P. (2002). Unit root tests with a break in innovation variance. *Journal of Econometrics* 109(2): 365-387.
- Knight, K. (1989). Limit theory for autoregressive-parameter estimates in an infinite-variance random walk. *The Canadian Journal of Statistics/La Revue Canadienne de Statistique*: 261-278.
- Koenker, R., Xiao, Z. (2004). Unit root quantile autoregression inference. *Journal of the American Statistical Association* 99(467): 775-787.
- Künsch, H.R. (1989). The jackknife and the bootstrap for general stationary observations. *The Annals of Statistics* 17(3): 1217-1241.
- Lahiri, S.K, Lahiri, S.N. (2003). *Resampling methods for dependent data*. Springer Science & Business Media.
- Li, G., Li, W.K. (2009). Least absolute deviation estimation for unit root processes with GARCH errors. *Econometric Theory* 25(5): 1208-1227.
- Li, H., Park, S.Y. (2018). Testing for a unit root in a nonlinear quantile autoregression framework. *Econometric Reviews* 37(8): 867-892.
- Liu, C.M., Maheu, J.M. (2008). Are there structural breaks in realized volatility? *Journal of Financial Econometrics* 6: 326-360.

- Moreno, M., Romo, J. (2000). Bootstrap tests for unit roots based on LAD estimation. *Journal of Statistical Planning and Inference* 83(2): 347-367.
- Ng, S., Perron, P. (2001). Lag length selection and the construction of unit root tests with good size and power. *Econometrica* 69(6): 1519-1554.
- O'Connell, P.G. (1998). The overvaluation of purchasing power parity. *Journal of International Economics* 44: 1-20.
- Papell, D.H. (1997). Searching for stationarity: Purchasing power parity under the current float. *Journal of International Economics* 43: 313-323.
- Paparoditis, E., Politis, D.N. (2003). Residual-based block bootstrap for unit root testing. *Econometrica* 71(3): 813-855.
- Perron, P., Ng, S. (1996). Useful modifications to some unit root tests with dependent errors and their local asymptotic properties. *The Review of Economic Studies* 63(3): 435-463.
- Phillips, P.C.B., Perron, P. (1987). Testing for a unit root in time series regression. *Biometrika* 75: 335-346.
- Pollard, D. (1991). Asymptotics for least absolute deviation regression estimators. *Econometric Theory* 7(2): 186-199.
- Rachev, S.T. (2003). *Handbook of heavy tailed distributions in finance: Handbooks in finance*. Elsevier.
- Shao, X. (2010). The dependent wild bootstrap. *Journal of the American Statistical Association* 105(489): 218-235.
- Thompson, S.B. (2004). Robust tests of the unit root hypothesis should not be "modified". *Econometric Theory* 20(2): 360-381.
- Taylor, M.P., Peel, D.A., Sarno L. (2001). Nonlinear mean-reversion in real exchange rates: toward a solution to the purchasing power parity puzzles. *International Economic Review* 42: 1015-1042.
- Wong, W.H. (1983). On the consistency of cross-validation in kernel nonparametric regression. *The Annals of Statistics*: 1136-1141.
- Wu, J.L., Xiao, Z. (2018). Testing for changing volatility. *Econometrics Journal* 21: 192-217.
- Zhang, X.F., Zhang, R.M., Li, Y., Ling, S.Q. (2022). LADE-based inferences for autoregressive models with heavy-tailed G-GARCH(1, 1) noise. *Journal of Econometrics* 227(1): 228-240.
- Zhao, Z., Xiao, Z. (2014). Efficient regressions via optimally combining quantile information. *Econometric Theory* 30(6): 1272-1314.
- Zhu, K. (2019). Statistical inference for autoregressive models under heteroscedasticity of unknown form. *The Annals of Statistics* 47(6): 3185-3215.

Zhu, K., Ling, S.Q. (2015). LADE-based inference for ARMA models with unspecified and heavy-tailed heteroscedastic noises. *Journal of the American Statistical Association* 110(510): 784-794.



# Supplementary Material to “Adaptive LAD-Based Bootstrap Unit Root Tests under Unconditional Heteroskedasticity”

Jilin Wu<sup>\*</sup>, Ruike Wu<sup>†</sup>, and Zhijie Xiao<sup>‡</sup>

*Department of Finance, School of Economics, Gregory and Paula Chow Institute for studies in Economics, and Wang Yanan Institute for Studies in Economics (WISE), Xiamen University<sup>\*</sup>*

*Department of Finance, School of Economics, Xiamen University<sup>†</sup>*

*Department of Economics, Boston College<sup>‡</sup>*

In this supplementary material, Section A provides additional simulation results. Sections B, C, and D collect the proofs for Lemmas 1-4 and Theorems 1-6, corresponding to Sections 2, 3, and 4 of the main paper, respectively. Section E presents three technical lemmas that serve as essential prerequisites for the proofs in Sections B, C, and D.

In what follows, the notation  $C$  is a generic constant which may take different values at its different occurrences;  $x'$  is the transpose of  $x$ ,  $\|x\|_k = (E|x|^k)^{1/k}$  is the  $L^k$ -norm of random variable  $x$ , and  $\|x\|$  applied to matrix or vector  $x$  denotes its norm  $\|x\| = \sqrt{\text{trace}(A'A)}$  where  $\text{trace}(\cdot)$  is the trace operator;  $\xrightarrow{p}$  and  $\xrightarrow{d}$  denote the convergence in probability and in distribution, respectively; The notations  $E^*(\cdot)$ ,  $\xrightarrow{d^*}$ ,  $\xrightarrow{p^*}$ ,  $O_{p^*}(\cdot)$  and  $o_{p^*}(\cdot)$  are the corresponding operators under the bootstrap probability measure.

## A. Additional Tables and Figures

In this section, we present the empirical sizes of the  $MZ^T$ ,  $MZ^B$ ,  $MZ^S$ ,  $MZ^M$ ,  $ALR$ ,  $t_T^B$ , and  $L_T^B$  tests for the cases where  $\sigma_1 = 5$  under heteroskedasticity. The results for the i.i.d. errors, MA(1) errors, and AR(1) errors are reported in Tables A.1 to A.3, respectively. Furthermore, we present the empirical sizes and powers of all considered tests, including  $t_T^Q$  and  $L_T^M$ , under homoskedastic volatility. The corresponding results are reported in Table A.4 and A.5, respectively. Moreover, Figures A.1-A.3 provide the empirical sizes of the  $t_T^Q$ ,  $L_T^M$ ,  $t_T^B$  and  $L_T^B$  tests with respect to  $\sigma_1 \in \{1/9, 1/7, 1/5, 1/3, 1, 3, 5, 7, 9\}$  for the cases where the error term follows an i.i.d. sequence, an MA process, and an AR process, respectively, with  $T = 250$ .

Table A.1: Empirical sizes under heteroskedasticity with i.i.d. errors and  $\sigma_1 = 5$ .

$\sigma_t$	T	$MZ^T$	$MZ^B$	$MZ^S$	$MZ^M$	ALR	$t_T^B$	$L_T^B$
N(0,1)								
One shift	100	0.047	0.052	0.032	0.048	0.055	0.078	0.068
	250	0.038	0.047	0.040	0.056	0.048	0.070	0.064
Two shifts	100	0.033	0.060	0.029	0.042	0.040	0.058	0.053
	250	0.032	0.052	0.041	0.060	0.052	0.061	0.061
Smooth change	100	0.049	0.065	0.042	0.053	0.053	0.068	0.066
	250	0.050	0.068	0.053	0.054	0.053	0.054	0.047
t(3)								
One shift	100	0.031	0.061	0.023	0.052	0.064	0.077	0.077
	250	0.022	0.051	0.030	0.046	0.055	0.066	0.054
Two shifts	100	0.025	0.059	0.027	0.055	0.056	0.070	0.070
	250	0.037	0.045	0.033	0.042	0.047	0.062	0.050
Smooth change	100	0.037	0.061	0.030	0.047	0.059	0.057	0.064
	250	0.029	0.053	0.037	0.046	0.056	0.054	0.043
DE(0,1)								
One shift	100	0.038	0.062	0.034	0.057	0.055	0.079	0.073
	250	0.035	0.055	0.045	0.044	0.046	0.062	0.049
Two shifts	100	0.023	0.058	0.030	0.059	0.059	0.070	0.069
	250	0.030	0.046	0.036	0.045	0.038	0.053	0.044
Smooth change	100	0.041	0.062	0.040	0.046	0.053	0.056	0.067
	250	0.041	0.052	0.040	0.041	0.049	0.049	0.051

Table A.2: Empirical sizes under heteroskedasticity with MA(1) errors and  $\sigma_1 = 5$ .

$\sigma_t$	T	$MZ^T$	$MZ^B$	$MZ^S$	$MZ^M$	ALR	$t_T^B$	$L_T^B$
N(0,1)								
One shift	100	0.116	0.038	0.098	0.056	0.035	0.057	0.037
	250	0.091	0.046	0.082	0.055	0.035	0.059	0.055
Two shifts	100	0.042	0.025	0.027	0.035	0.033	0.057	0.042
	250	0.046	0.033	0.045	0.057	0.049	0.060	0.049
Smooth change	100	0.076	0.036	0.063	0.065	0.050	0.055	0.045
	250	0.054	0.038	0.052	0.053	0.046	0.056	0.056
t(3)								
One shift	100	0.126	0.045	0.102	0.057	0.037	0.063	0.049
	250	0.072	0.047	0.066	0.052	0.043	0.057	0.038
Two shifts	100	0.039	0.033	0.018	0.032	0.036	0.053	0.041
	250	0.044	0.038	0.038	0.039	0.035	0.046	0.037
Smooth change	100	0.083	0.040	0.055	0.052	0.048	0.052	0.046
	250	0.050	0.045	0.043	0.059	0.046	0.042	0.035
DE(0,1)								
One shift	100	0.110	0.052	0.104	0.058	0.030	0.070	0.049
	250	0.075	0.037	0.064	0.045	0.029	0.049	0.041
Two shifts	100	0.028	0.022	0.017	0.048	0.033	0.060	0.043
	250	0.040	0.038	0.042	0.043	0.041	0.044	0.038
Smooth change	100	0.060	0.032	0.051	0.059	0.030	0.040	0.036
	250	0.041	0.028	0.040	0.046	0.046	0.041	0.036

Table A.3: Empirical sizes under heteroskedasticity with AR(1) errors and  $\sigma_1 = 5$ .

$\sigma_t$	T	$MZ^T$	$MZ^B$	$MZ^S$	$MZ^M$	$ALR$	$t_T^B$	$L_T^B$
N(0,1)								
One shift	100	0.119	0.042	0.104	0.060	0.030	0.052	0.036
	250	0.097	0.054	0.089	0.057	0.032	0.049	0.041
Two shifts	100	0.049	0.031	0.026	0.042	0.033	0.047	0.036
	250	0.038	0.041	0.034	0.054	0.050	0.058	0.049
Smooth change	100	0.095	0.040	0.073	0.069	0.052	0.047	0.033
	250	0.056	0.047	0.060	0.053	0.049	0.058	0.047
t(3)								
One shift	100	0.124	0.041	0.094	0.061	0.035	0.059	0.037
	250	0.080	0.041	0.063	0.053	0.040	0.048	0.038
Two shifts	100	0.044	0.042	0.019	0.035	0.040	0.059	0.039
	250	0.043	0.028	0.029	0.038	0.033	0.041	0.026
Smooth change	100	0.088	0.044	0.071	0.059	0.051	0.051	0.031
	250	0.053	0.047	0.049	0.056	0.043	0.038	0.029
DE(0,1)								
One shift	100	0.134	0.065	0.111	0.065	0.035	0.058	0.040
	250	0.079	0.041	0.062	0.043	0.028	0.054	0.036
Two shifts	100	0.039	0.033	0.019	0.043	0.033	0.060	0.035
	250	0.042	0.036	0.034	0.037	0.035	0.050	0.032
Smooth change	100	0.070	0.038	0.060	0.062	0.026	0.040	0.033
	250	0.051	0.036	0.041	0.045	0.049	0.042	0.038

Table A.4: Empirical sizes under homoskedasticity.

Distribution	T	$MZ^T$	$MZ^B$	$MZ^S$	$MZ^M$	$t_T^Q$	$L_T^M$	$ALR$	$t_T^B$	$L_T^B$
i.i.d										
N(0,1)	100	0.050	0.056	0.045	0.050	0.055	0.061	0.051	0.059	0.058
	250	0.050	0.053	0.056	0.052	0.048	0.066	0.056	0.063	0.060
t(3)	100	0.031	0.059	0.024	0.044	0.048	0.053	0.048	0.057	0.052
	250	0.027	0.049	0.034	0.041	0.050	0.052	0.045	0.055	0.048
DE(0,1)	100	0.041	0.054	0.035	0.042	0.047	0.065	0.061	0.061	0.067
	250	0.040	0.042	0.035	0.044	0.048	0.047	0.041	0.041	0.048
MA(1)										
N(0,1)	100	0.050	0.025	0.044	0.057	0.038	0.015	0.033	0.048	0.039
	250	0.050	0.034	0.049	0.052	0.036	0.011	0.043	0.050	0.047
t(3)	100	0.052	0.024	0.032	0.045	0.042	0.014	0.032	0.040	0.029
	250	0.056	0.039	0.039	0.046	0.047	0.013	0.036	0.045	0.032
DE(0,1)	100	0.062	0.032	0.043	0.058	0.031	0.015	0.036	0.045	0.035
	250	0.043	0.027	0.039	0.039	0.049	0.009	0.040	0.042	0.034
AR(1)										
N(0,1)	100	0.054	0.025	0.051	0.054	0.037	0.004	0.033	0.038	0.037
	250	0.054	0.038	0.049	0.046	0.036	0.001	0.037	0.044	0.039
t(3)	100	0.067	0.035	0.037	0.047	0.041	0.002	0.031	0.040	0.029
	250	0.056	0.044	0.039	0.050	0.052	0.002	0.047	0.044	0.038
DE(0,1)	100	0.065	0.036	0.052	0.057	0.041	0.003	0.034	0.044	0.032
	250	0.045	0.034	0.039	0.042	0.043	0.001	0.033	0.042	0.031

Table A.5: Empirical powers under homoskedasticity.

Distribution	T	$MZ^T$	$MZ^B$	$MZ^S$	$MZ^M$	$t_T^Q$	$L_T^M$	$ALR$	$t_T^B$	$L_T^B$
i.i.d										
N(0,1)	100	0.653	0.715	0.621	0.649	0.194	0.657	0.703	0.526	0.637
	250	0.688	0.731	0.700	0.696	0.194	0.652	0.717	0.524	0.624
t(3)	100	0.712	0.756	0.521	0.669	0.490	0.876	0.816	0.825	0.877
	250	0.667	0.757	0.651	0.759	0.596	0.922	0.812	0.872	0.926
DE(0,1)	100	0.699	0.718	0.561	0.676	0.428	0.935	0.774	0.876	0.936
	250	0.725	0.747	0.686	0.778	0.596	0.963	0.768	0.931	0.955
MA(1)										
N(0,1)	100	0.398	0.272	0.364	0.341	0.061	0.272	0.354	0.395	0.469
	250	0.549	0.449	0.527	0.543	0.109	0.268	0.497	0.401	0.518
t(3)	100	0.339	0.334	0.322	0.431	0.251	0.543	0.504	0.682	0.716
	250	0.427	0.491	0.492	0.584	0.389	0.593	0.627	0.742	0.785
DE(0,1)	100	0.333	0.285	0.339	0.374	0.166	0.481	0.414	0.650	0.704
	250	0.583	0.474	0.531	0.657	0.363	0.503	0.562	0.710	0.767
AR(1)										
N(0,1)	100	0.396	0.292	0.355	0.366	0.070	0.089	0.342	0.329	0.371
	250	0.529	0.484	0.537	0.584	0.114	0.072	0.518	0.356	0.411
t(3)	100	0.353	0.367	0.336	0.399	0.274	0.213	0.504	0.548	0.588
	250	0.483	0.512	0.499	0.555	0.389	0.224	0.622	0.623	0.685
DE(0,1)	100	0.341	0.321	0.335	0.344	0.186	0.163	0.399	0.500	0.530
	250	0.580	0.486	0.535	0.584	0.358	0.163	0.557	0.537	0.601

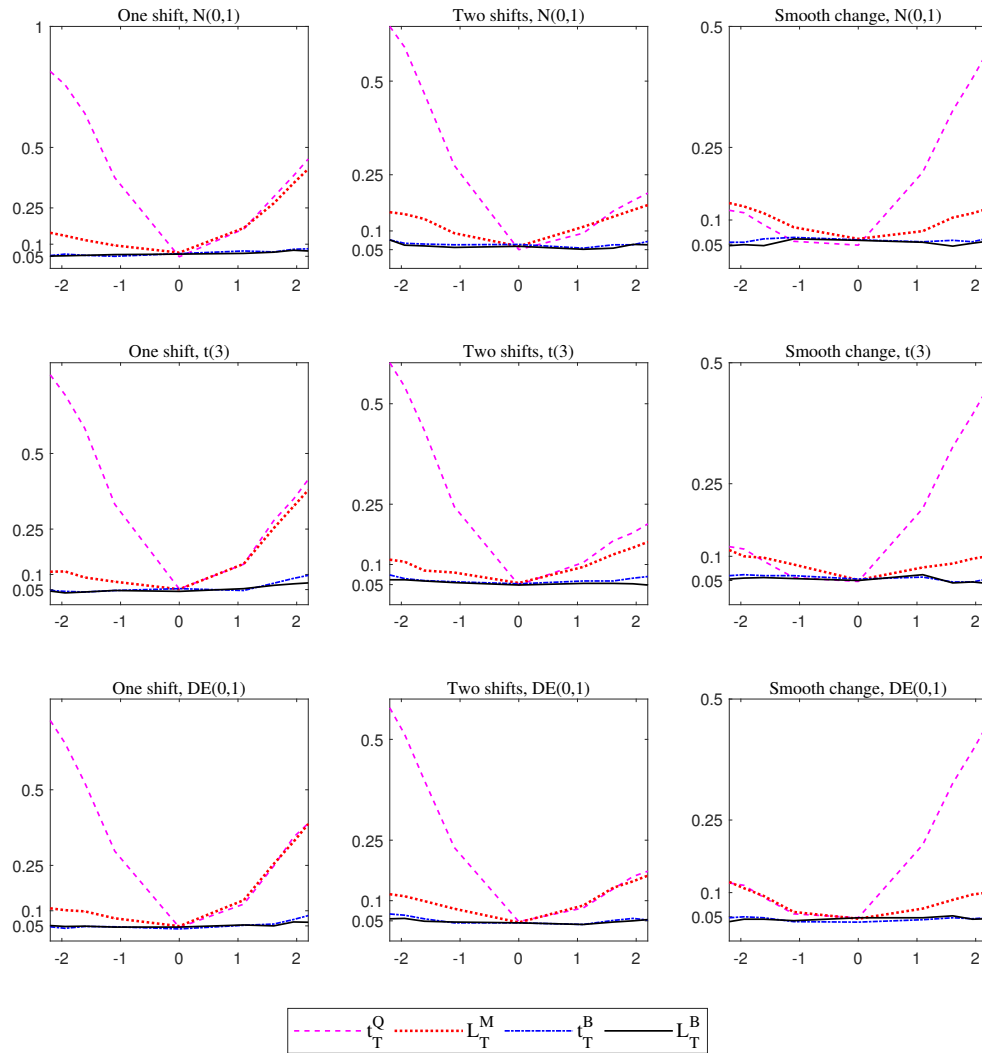


Figure A.1: Empirical sizes (y-axis) of the  $t_T^Q$ ,  $L_T^M$ ,  $t_T^B$ , and  $L_T^B$  tests for  $\sigma_1$  between 1/9 and 9 (x-axis, log scale) when the error term follows an i.i.d process. Nominal size is 0.05 and sample size  $T = 250$ .

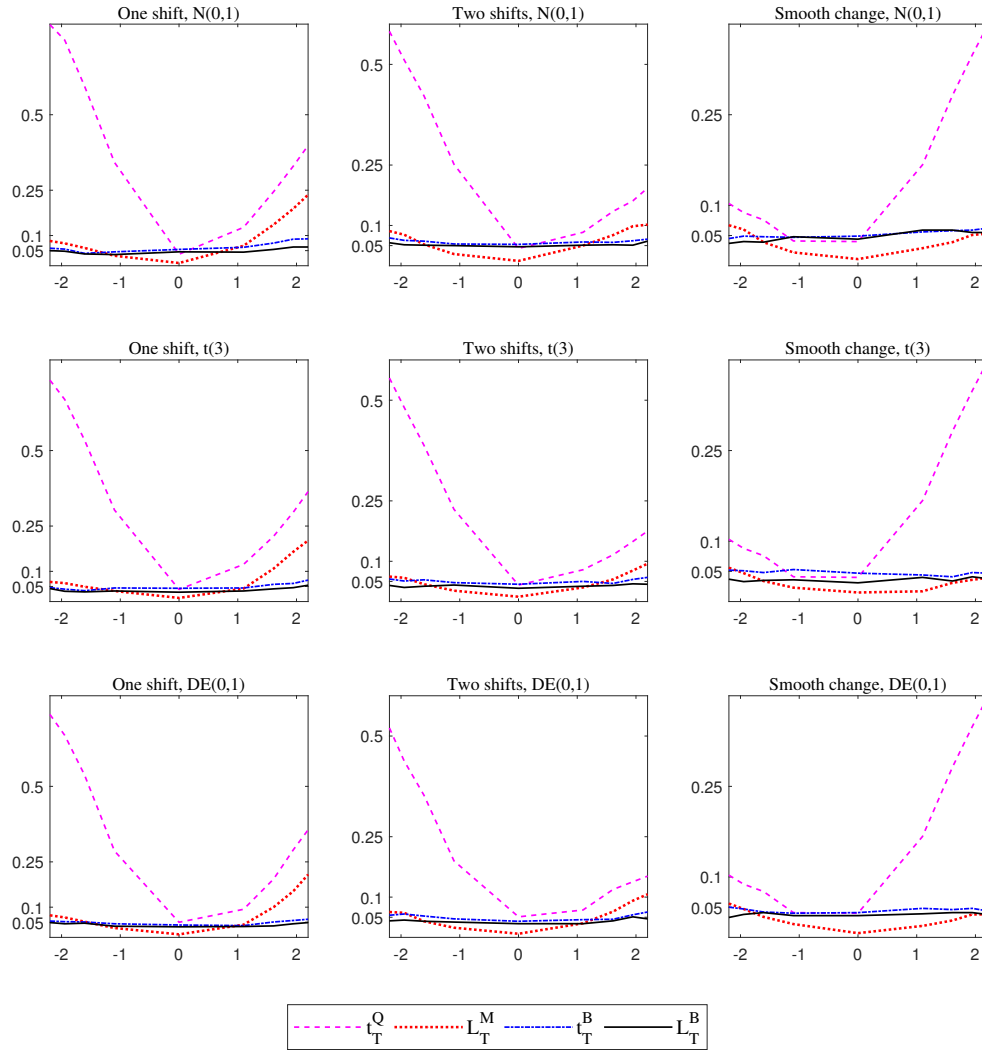


Figure A.2: Empirical sizes (y-axis) of the  $t_T^Q$ ,  $L_T^M$ ,  $t_T^B$ , and  $L_T^B$  tests for  $\sigma_1$  between 1/9 and 9 (x-axis, log scale) when the error term follows an MA(1) process. Nominal size is 0.05 and sample size  $T = 250$ .



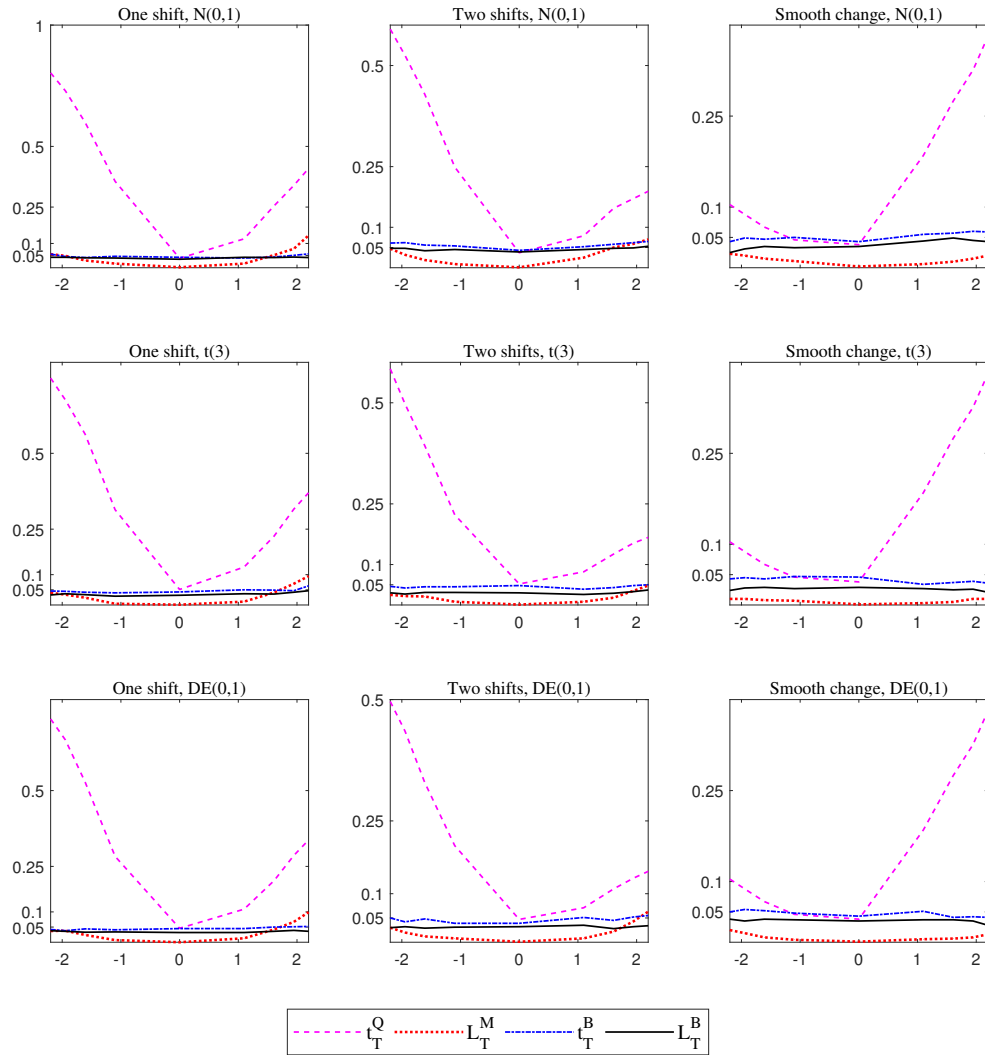


Figure A.3: Empirical sizes (y-axis) of the  $t_T^Q$ ,  $L_T^M$ ,  $t_T^B$ , and  $L_T^B$  tests for  $\sigma_1$  between 1/9 and 9 (x-axis, log scale) when the error term follows an AR(1) process. Nominal size is 0.05 and sample size  $T = 250$ .

## B. Proofs of Theorems and Lemmas in Section 2

### B.1 Proof of Lemma 1

*Proof of Lemma 1:* By Assumptions 1(i), 1(iii), and 2,  $\{(\varepsilon_t, \text{sgn}(\varepsilon_t))\}_{t=1}^{\infty}$  is a strictly stationary mixing sequence with zero mean and the long-run variance-covariance  $\Sigma$ . By applying Corollary 2.2 of Phillips and Durlauf (1986), we immediately have equation (2.6) in the main paper.

For equation (2.7), its proof is similar to that of Lemma 2 in Cavaliere et al. (2010). Let  $U_t = \text{diag}(\sigma_t, 1)$  and  $\nu_t = (\varepsilon_t, \text{sgn}(\varepsilon_t))'$ , denote  $E(\cdot|\mathcal{G}_t)$  by  $E_t(\cdot)$ , where  $\mathcal{G}_t$  is  $\sigma$ -field generated by  $\{\varepsilon_t, \varepsilon_{t-1}, \dots\}$ , and define  $\zeta_t = \sum_{l=0}^{\infty} (E_t \nu_{t+l} - E_{t-1} \nu_{t+l})$  and  $z_t = \sum_{l=1}^{\infty} E_t \nu_{t+l}$ . Following Hansen (1992), we have  $\nu_t = \zeta_t + z_{t-1} - z_t$  and  $E_{t-1} \zeta_t = 0$ , which leads to

$$\frac{1}{\sqrt{T}} \sum_{t=1}^{\lfloor Tr \rfloor} U_t \nu_t = \frac{1}{\sqrt{T}} \sum_{t=1}^{\lfloor Tr \rfloor} U_t \zeta_t + \frac{1}{\sqrt{T}} \sum_{t=1}^{\lfloor Tr \rfloor} (U_t - U_{t-1}) z_t - \frac{1}{\sqrt{T}} U_{\lfloor Tr \rfloor} z_{\lfloor Tr \rfloor} = L_1 + L_2 - L_3. \quad (\text{B.1})$$

By Theorem 3.1 of Hansen (1992), we have (i)  $\frac{1}{\sqrt{T}} \sup_{t \leq T} \|z_t\| \xrightarrow{p} 0$ , (ii)  $\frac{1}{T} \sum_{t=1}^T E \zeta_t^2 < \infty$  and (iii)  $\frac{1}{\sqrt{T}} \sum_{t=1}^{\lfloor Tr \rfloor} \zeta_t = \frac{1}{\sqrt{T}} \sum_{t=1}^{\lfloor Tr \rfloor} \nu_t + o_p(1)$ . Based on the above results (i)-(iii), Theorem 2.1 of Hansen (1992) and  $\frac{1}{\sqrt{T}} \sum_{t=1}^{\lfloor Tr \rfloor} \nu_t \xrightarrow{d} (B_1(r), B_2(r))'$ , we obtain

$$L_1 \xrightarrow{d} \int_0^r \begin{pmatrix} \sigma(s) & 0 \\ 0 & 1 \end{pmatrix} d \begin{pmatrix} B_1(s) \\ B_2(s) \end{pmatrix} = \begin{pmatrix} B_{\sigma}(r) \\ B_2(r) \end{pmatrix}. \quad (\text{B.2})$$

Furthermore, it is not hard to prove that both  $L_2$  and  $L_3$  are  $o_p(1)$  by using result (i) and the fact that  $\sigma(\cdot)$  is positively bounded and nonstochastic. This completes the proof of (2.7).  $\square$

### B.2 Proof of Lemma 2

*Proof of Lemma 2:* Let  $\varsigma_t = (u_t, \text{sgn}(u_t))'$ ,  $V_t = \sum_{i=1}^t \varsigma_i$  and  $V_{T,t} = \frac{1}{\sqrt{T}} V_t$ . By Lemma 1, we have  $V_{T, \lfloor Tr \rfloor} \xrightarrow{d} (B_{\sigma}(r), B_2(r))'$ . Similarly, define  $\epsilon_t = \sum_{l=0}^{\infty} (E_t \varsigma_{t+l} - E_{t-1} \varsigma_{t+l})$  and  $m_t = \sum_{l=1}^{\infty} E_t \varsigma_{t+l}$ , thus we have  $\varsigma_t = \epsilon_t + m_{t-1} - m_t$  and  $E_{t-1} \epsilon_t = 0$ , which leads to

$$\frac{1}{T} \sum_{t=1}^{\lfloor Tr \rfloor} V_t \varsigma'_{t+1} = \frac{1}{T} \sum_{t=1}^{\lfloor Tr \rfloor} V_t \epsilon'_{t+1} + \frac{1}{T} \sum_{t=1}^{\lfloor Tr \rfloor} \varsigma_t m'_t - \frac{1}{T} V_{\lfloor Tr \rfloor} m'_{\lfloor Tr \rfloor + 1} = \mathcal{L}_1 + \mathcal{L}_2 - \mathcal{L}_3. \quad (\text{B.3})$$

Because  $\varsigma_t$  can be rewritten as  $\varsigma_t = U_t \nu_t$ , where  $U_t$  and  $\nu_t$  have been defined in the proof of Lemma 1. By Theorem 3.1 of Hansen (1992), we also have (i')  $\frac{1}{\sqrt{T}} \sup_{t \leq T} \|m_t\| \xrightarrow{p} 0$ , (ii')  $\frac{1}{T} \sum_{t=1}^T E \epsilon_t^2 < \infty$  and (iii')  $\frac{1}{\sqrt{T}} \sum_{t=1}^{\lfloor Tr \rfloor} \epsilon_t = V_{T, \lfloor Tr \rfloor} + o_p(1)$ . Based on the results (i')-(iii'), Theorem 2.1 of Hansen (1992) and

$V_{T,[Tr]} \xrightarrow{d} (B_\sigma(r), B_2(r))'$ , we obtain

$$\mathcal{L}_1 \xrightarrow{d} \int_0^r (B_\sigma(r), B_2(r))' d(B_\sigma(r), B_2(r)). \quad (\text{B.4})$$

For  $\mathcal{L}_2$ , according to Theorem 3.2 and Theorem 3.3 of Hansen (1992), we have

$$\frac{1}{T} \sum_{t=1}^{[Tr]} \varsigma_t m'_t \xrightarrow{p} \frac{1}{T} \sum_{i=1}^{[Tr]} \sum_{j=i+1}^{\infty} E(\varsigma_i \varsigma'_j). \quad (\text{B.5})$$

For  $\mathcal{L}_3$ , we note that

$$\sup_{t \leq T} \frac{1}{T} \|V_t m'_{t+1}\| \leq \frac{1}{\sqrt{T}} \sup_{t \leq T} \|V_t\| \frac{1}{\sqrt{T}} \sup_{t \leq T} \|m_t\| \xrightarrow{p} 0 \quad (\text{B.6})$$

since  $\frac{1}{\sqrt{T}} \sup_{t \leq T} \|V_t\| = O_p(1)$  and  $\frac{1}{\sqrt{T}} \sup_{t \leq T} \|m_t\| = o_p(1)$ . Thus, by (B.3)-(B.6), it follows that

$$\frac{1}{T} \sum_{t=1}^T V_t \varsigma'_{t+1} \xrightarrow{d} \int_0^1 (B_\sigma(r), B_2(r))' d(B_\sigma(r), B_2(r)) + \lim_{T \rightarrow \infty} \frac{1}{T} \sum_{i=1}^T \sum_{j=i+1}^{\infty} E(\varsigma_i \varsigma'_j), \quad (\text{B.7})$$

and the first row and second column element of the above formula leads to

$$T^{-1} \sum_{t=1}^T y_{t-1} \text{sgn}(u_t) \xrightarrow{d} \int_0^1 B_\sigma(r) dB_2(r) + \lim_{T \rightarrow \infty} \frac{1}{T} \sum_{i=1}^T \sum_{j=i+1}^{\infty} E(u_i \text{sgn}(u_j)). \quad (\text{B.8})$$

Now we define  $M_t = \int_0^{vT^{-1}y_{t-1}} [I(u_t \leq s) - I(u_t \leq 0)] ds$  and  $\mu_t = E(M_t | \mathcal{F}_{t-1})$ , where  $\mathcal{F}_{t-1}$  is  $\sigma$ -field generated by  $\{u_{t-1}, u_{t-2}, \dots\}$ , then

$$\sum_{t=1}^T M_t = \sum_{t=1}^T \mu_t + \sum_{t=1}^T (M_t - \mu_t). \quad (\text{B.9})$$

Subsequently, under Assumptions 1(ii) and 3, we can show that for each  $v \in R$ ,

$$\begin{aligned} \sum_{t=1}^T \mu_t &= \sum_{t=1}^T \int_0^{vT^{-1}y_{t-1}} [E(I(u_t \leq s) | \mathcal{F}_{t-1}) - E(I(u_t \leq 0) | \mathcal{F}_{t-1})] ds \\ &= \sum_{t=1}^T \sigma_t^{-1} f_{t-1}(0) \frac{v^2 y_{t-1}^2}{2T^2} + o_p(1). \end{aligned} \quad (\text{B.10})$$

Next, integrability of  $f_{t-1}^r(0)$  and stationarity of  $f_{t-1}(0)$  in Assumption 1(ii) ensure that, as  $T \rightarrow \infty$ ,

$$\sup_{0 \leq s \leq 1} \left| \frac{1}{T^{1-\epsilon}} \sum_{t=1}^{[Ts]} (f_{t-1}(0) - f(0)) \right| \xrightarrow{p} 0,$$

for some  $\epsilon > 0$ , which in turn leads to

$$2 \sum_{t=1}^T \mu_t \xrightarrow{d} v^2 \left( f(0) \int_0^1 \sigma^{-1}(r) B_\sigma^2(r) dr \right), \quad (\text{B.11})$$

where we have used  $T^{-1/2} y_{\lfloor Tr \rfloor} \xrightarrow{d} B_\sigma(r)$ .

The remaining work is to prove that  $\sum_{t=1}^T (M_t - \mu_t) = o_p(1)$ . Note that  $\{M_t - \mu_t\}$  is a martingale difference sequence, which leads to

$$\text{var} \left[ \sum_{t=1}^T (M_t - \mu_t) \right] \leq \sum_{t=1}^T E(M_t^2) \leq f(0) \sum_{t=1}^T \frac{1}{\sigma_t} \int_0^{vT^{-1}y_{t-1}} \int_0^{vT^{-1}y_{t-1}} \min(x, y) dx dy = O_p(T^{-1/2}),$$

where  $\int_0^{vT^{-1}y_{t-1}} \int_0^{vT^{-1}y_{t-1}} \min(x, y) dx dy = \frac{1}{3}(vT^{-1}y_{t-1})^3$ . As a result, we have  $\sum_{t=1}^T (M_t - \mu_t) = o_p(1)$ , and

$$2 \sum_{t=1}^T \int_0^{vT^{-1}y_{t-1}} [I(u_t \leq s) - I(u_t \leq 0)] ds \xrightarrow{d} v^2 \left( f(0) \int_0^1 \sigma^{-1}(r) B_\sigma^2(r) dr \right).$$

□

### B.3 Proof of Theorem 2

*Proof of Theorem 2:* Under  $\mathbb{H}_A : \gamma_0 = \exp(-\frac{c}{T})$ ,  $c \geq 0$ , by taking the similar arguments to those of proving Lemma 2, we can show

$$T^{-1} \sum_{t=1}^T y_{t-1} \text{sgn}(u_t) \xrightarrow{d} \int_0^1 \mathcal{J}_{c,\sigma}(r) dB_2(r) + \Gamma, \quad (\text{B.12})$$

$$2 \sum_{t=1}^T \int_0^{vT^{-1}y_{t-1}} [I(u_t \leq s) - I(u_t \leq 0)] ds \xrightarrow{d} v^2 \left( f(0) \int_0^1 \sigma^{-1}(r) \mathcal{J}_{c,\sigma}^2(r) dr \right), \quad (\text{B.13})$$

where  $\Gamma = \lim_{T \rightarrow \infty} \frac{1}{T} \sum_{i=1}^T \sum_{j=i+1}^\infty E(u_i \text{sgn}(u_j))$ . Therefore,

$$H_T(v) \xrightarrow{d} \tilde{H}(v) := -v \left( \int_0^1 \mathcal{J}_{c,\sigma}(r) dB_2(r) + \Gamma \right) + v^2 \left( f(0) \int_0^1 \sigma^{-1}(r) \mathcal{J}_{c,\sigma}^2(r) dr \right).$$

Since  $\tilde{H}(v)$  is minimized at  $\hat{v} = T(\hat{\gamma}_{LAD} - \gamma_0)$ , we then have Theorem 2. □

## C. Proofs of Theorems and Lemmas in Section 3

### C.1 Proof of Lemma 3

*Proof of Lemma 3:* For ease of exposition,  $b_T$  is abbreviated as  $b$ . Because  $k = \lfloor (T-1)/b \rfloor$ , we write

$$\frac{1}{\sqrt{T}} \sum_{t=1}^T \varepsilon_t^* = \frac{1}{\sqrt{T}} \sum_{t=1}^{bk} \varepsilon_t^* + \frac{1}{\sqrt{T}} \sum_{t=bk+1}^T \varepsilon_t^* = P + G, \quad (\text{C.1})$$

where  $T - bk \leq b$ . Let  $K^+ = \{0, 1, \dots, k-1\}$  and define the integer sets  $\mathcal{P} = \{m | m \in K^+, i_m > 0\}$  and  $\mathcal{N} = \{m | m \in K^+, i_m < 0\}$ . Clearly,  $\langle \mathcal{P} \rangle + \langle \mathcal{N} \rangle = k$ , where  $\langle A \rangle$  is the cardinality of the set  $A$ .

Then  $P$  has the decomposition

$$P = \frac{1}{\sqrt{T}} \sum_{m \in \mathcal{P}} \sum_{s=0}^{b-1} \hat{\varepsilon}_{i_m+s} + \frac{1}{\sqrt{T}} \sum_{m \in \mathcal{N}} \sum_{s=0}^{b-1} (-\hat{\varepsilon}_{i_m+s+T+1}) = P_1 + P_2. \quad (\text{C.2})$$

For  $P_1$  and  $P_2$ ,

$$\begin{aligned} P_1 &= \frac{1}{\sqrt{T}} \sum_{m \in \mathcal{P}} \sum_{s=0}^{b-1} \varepsilon_{i_m+s} + (\gamma_0 - \hat{\gamma}_{LAD}) \frac{1}{\sqrt{T}} \sum_{m \in \mathcal{P}} \sum_{s=0}^{b-1} \frac{y_{i_m+s-1}}{\sigma_{i_m+s}} = P_{11} + (\gamma_0 - \hat{\gamma}_{LAD}) P_{12}; \\ P_2 &= -\frac{1}{\sqrt{T}} \sum_{m \in \mathcal{N}} \sum_{s=0}^{b-1} \varepsilon_{i_m+s+T+1} - (\gamma_0 - \hat{\gamma}_{LAD}) \frac{1}{\sqrt{T}} \sum_{m \in \mathcal{N}} \sum_{s=0}^{b-1} \frac{y_{i_m+s+T}}{\sigma_{i_m+s+T+1}} = P_{21} + (\gamma_0 - \hat{\gamma}_{LAD}) P_{22}. \end{aligned}$$

Let  $Z_m = \sum_{s=0}^{b-1} y_{i_m+s-1}/\sigma_{i_m+s}$  if  $m \in \mathcal{P}$  and  $Z_m = \sum_{s=0}^{b-1} y_{i_m+s+T}/\sigma_{i_m+s+T+1}$  if  $m \in \mathcal{N}$ . Note that  $Z_m$  is independent and identically distributed. Since the index  $i_m, m = 0, \dots, k-1$ , is randomly drawn from the set  $\mathcal{W} = \{-T, -T+1, \dots, -1-b, 1, 2, \dots, T-b\}$ , where the number of negative indices is equal to the number of positive indices. Then  $E^*(P_{12} + P_{22}) = 0$ , and we further have

$$\begin{aligned} E^*(P_{12} + P_{22})^2 &= \frac{1}{T} E^* \left( \sum_{m \in \mathcal{P}} Z_m - \sum_{m \in \mathcal{N}} Z_m \right)^2 \\ &= \frac{1}{T} \left[ \left( \frac{1}{2} \right)^k + \left( \frac{1}{2} \right)^k C_k^1 + \left( \frac{1}{2} \right)^k C_k^2 + \dots + \left( \frac{1}{2} \right)^k C_k^k \right] E^*(kZ_m^2) \\ &= \frac{k}{T} E^*(Z_m^2) = O_p(Tb), \end{aligned} \quad (\text{C.3})$$

where  $C_k^i = \frac{k!}{i!(k-i)!}$ , and  $E^*(Z_m^2) = \frac{1}{T-b} \sum_{t=1}^{T-b} \left( \sum_{s=0}^{b-1} \frac{y_{t+s-1}}{\sigma_{t+s}} \right)^2 = O_p(b^2T)$ . Furthermore, by Theorem 2 we have  $T(\gamma_0 - \hat{\gamma}_{LAD}) = O_p(1)$ . As a result,  $(\gamma_0 - \hat{\gamma}_{LAD})(P_{12} + P_{22}) = O_{p^*}(b^{1/2}T^{-1/2})$ , which leads to

$$P = \frac{1}{\sqrt{T}} \sum_{m \in \mathcal{P}} \sum_{s=0}^{b-1} \varepsilon_{i_m+s} + \frac{1}{\sqrt{T}} \sum_{m \in \mathcal{N}} \sum_{s=0}^{b-1} (-\varepsilon_{i_m+s+T+1}) + o_{p^*}(1). \quad (\text{C.4})$$

By taking the same arguments to those of proving  $P$ , we also have  $G = o_{p^*}(1)$ . Thus

$$\frac{1}{\sqrt{T}} \sum_{t=1}^T \varepsilon_t^* = \frac{1}{\sqrt{T}} \sum_{m \in \mathcal{P}} \sum_{s=0}^{b-1} \varepsilon_{i_m+s} + \frac{1}{\sqrt{T}} \sum_{m \in \mathcal{N}} \sum_{s=0}^{b-1} (-\varepsilon_{i_m+s+T+1}) + o_{p^*}(1). \quad (\text{C.5})$$

In a similar manner, we rewrite

$$\begin{aligned} \frac{1}{\sqrt{T}} \sum_{t=1}^T \text{sgn}(\varepsilon_t^*) &= \frac{1}{\sqrt{T}} \sum_{m \in \mathcal{P}} \sum_{s=0}^{b-1} \text{sgn}(\hat{\varepsilon}_{i_m+s}) + \frac{1}{\sqrt{T}} \sum_{m \in \mathcal{N}} \sum_{s=0}^{b-1} \text{sgn}(-\hat{\varepsilon}_{i_m+s+T+1}) + \frac{1}{\sqrt{T}} \sum_{t=bk+1}^T \text{sgn}(\varepsilon_t^*) \\ &= W_1 + W_2 + W_3. \end{aligned} \quad (\text{C.6})$$

Here we mainly focus on the proofs of  $W_1$  and  $W_2$  since  $W_3 = o_{p^*}(1)$  by a simple calculation. Because  $\text{sgn}(\cdot)$  is not everywhere differentiable and we cannot directly take a Taylor expansion with  $\text{sgn}(\cdot)$ , we proceed by treating the function  $\text{sgn}(\cdot)$  as a generalized function with a smooth regular sequence  $\text{sgn}_x(\cdot)$  defined on an appropriate set of test functions (see Phillips (1995) and Xiao (2012)), satisfying  $\text{sgn}_x(\cdot) \rightarrow \text{sgn}(\cdot)$ , and  $\text{sgn}'_x(\cdot) \rightarrow \text{sgn}'(\cdot)$  as  $x \rightarrow \infty$ . By applying the mean value theorem, we decompose  $\text{sgn}_x(\hat{\varepsilon}_t)$  as

$$\text{sgn}_x(\hat{\varepsilon}_t) = \text{sgn}_x(\varepsilon_t) - (\hat{\gamma}_{LAD} - \gamma_0) \frac{y_{t-1}}{\sigma_t} \text{sgn}'_x(\varepsilon_{*t}), \quad (\text{C.7})$$

where  $\varepsilon_{*t} = \varepsilon_t - \lambda(\hat{\gamma}_{LAD} - \gamma_0) y_t / \sigma_t$ ,  $\lambda \in [0, 1]$ . Thus,

$$\begin{aligned} W_1 &= \frac{1}{\sqrt{T}} \sum_{m \in \mathcal{P}} \sum_{s=0}^{b-1} \text{sgn}_x(\varepsilon_{i_m+s}) - (\hat{\gamma}_{LAD} - \gamma_0) \frac{1}{\sqrt{T}} \sum_{m \in \mathcal{P}} \sum_{s=0}^{b-1} \frac{y_{i_m+s-1}}{\sigma_{i_m+s}} \text{sgn}'_x(\varepsilon_{*i_m+s}) \\ &= W_{11} + (\gamma_0 - \hat{\gamma}_{LAD}) W_{12}, \end{aligned} \quad (\text{C.8})$$

and

$$\begin{aligned} W_2 &= -\frac{1}{\sqrt{T}} \sum_{m \in \mathcal{N}} \sum_{s=0}^{b-1} \text{sgn}_x(\varepsilon_{i_m+s+T+1}) + (\hat{\gamma}_{LAD} - \gamma_0) \frac{1}{T^{1/2}} \sum_{m \in \mathcal{N}} \sum_{s=0}^{b-1} \frac{y_{i_m+s+T}}{\sigma_{i_m+s+T+1}} \text{sgn}'_x(\varepsilon_{*i_m+s+T+1}) \\ &= W_{21} + (\gamma_0 - \hat{\gamma}_{LAD}) W_{22}. \end{aligned} \quad (\text{C.9})$$

Since  $\text{sgn}'_x(\cdot)$  is a bounded function for any positive and finite  $x$ , using the same techniques as for proving (C.3), we obtain  $E^*(W_{12} + W_{22})^2 = O_p(Tb)$ , which gives  $(\gamma_0 - \hat{\gamma}_{LAD})(W_{12} + W_{22}) = o_{p^*}(1)$ .

Consequently, we have

$$\frac{1}{\sqrt{T}} \sum_{t=1}^T \text{sgn}(\varepsilon_t^*) = \frac{1}{\sqrt{T}} \sum_{m \in \mathcal{P}} \sum_{s=0}^{b-1} \text{sgn}(\varepsilon_{i_m+s}) + \frac{1}{\sqrt{T}} \sum_{m \in \mathcal{N}} \sum_{s=0}^{b-1} \text{sgn}(-\varepsilon_{i_m+s+T+1}) + o_{p^*}(1). \quad (\text{C.10})$$

Let  $\nu_t^* = (\varepsilon_t^*, \text{sgn}(\varepsilon_t^*))'$ . Note  $E^*(\nu_t^*) = 0$ , then

$$\begin{aligned}
E^*\left(\frac{1}{T} \sum_{t=1}^T \nu_t^* \sum_{t=1}^T \nu_t^{*'}\right) &= \begin{bmatrix} E^*\left(\frac{1}{\sqrt{T}} \sum_{t=1}^T \varepsilon_t^*\right)^2 & \frac{1}{T} E^*\left(\sum_{t=1}^T \varepsilon_t^*\right) \left(\sum_{t=1}^T \text{sgn}(\varepsilon_t^*)\right) \\ \frac{1}{T} E^*\left(\sum_{t=1}^T \varepsilon_t^*\right) \left(\sum_{t=1}^T \text{sgn}(\varepsilon_t^*)\right) & E^*\left(\frac{1}{\sqrt{T}} \sum_{t=1}^T \text{sgn}(\varepsilon_t^*)\right)^2 \end{bmatrix} \\
&:= \begin{bmatrix} \delta_1^{*2} & \delta_{12}^* \\ \delta_{12}^* & \delta_2^{*2} \end{bmatrix}. \tag{C.11}
\end{aligned}$$

By (C.5),  $\frac{1}{\sqrt{T}} \sum_{t=1}^T \varepsilon_t^*$  can be approximated by the scaled sample mean of a block bootstrap sample. As shown by Künsch (1989) and Theorem 3.1 of Lahiri and Lahiri (2003), the variance of the scaled bootstrap sample mean based on the block bootstrap observations converge to the corresponding population counterparts. Further notice that sequence  $\{-\varepsilon_1, \dots, -\varepsilon_T, \varepsilon_1, \dots, \varepsilon_T\}$  exhibits the same mixing dependence as the series  $\{\varepsilon_t\}_{t=1}^T$ . Consequently we have  $\delta_1^{*2} \xrightarrow{P^*} \delta_1^2$ , where  $\delta_1^2$  is the variance of  $\frac{1}{\sqrt{T}} \sum_{t=1}^T \varepsilon_t$ . Similarly, we also have  $\delta_2^{*2} \xrightarrow{P^*} \delta_2^2$ . Finally, based on (C.5) and (C.10) we have

$$\begin{aligned}
\delta_{12}^* &= \frac{1}{T} E^* \left[ \left( \sum_{m \in \mathcal{P}} \sum_{s=0}^{b-1} \varepsilon_{i_m+s} \right) \left( \sum_{m \in \mathcal{P}} \sum_{s=1}^b \text{sgn}(\varepsilon_{i_m+s}) \right) \right] \\
&\quad - \frac{1}{T} E^* \left[ \left( \sum_{m \in \mathcal{P}} \sum_{s=0}^{b-1} \varepsilon_{i_m+s} \right) \left( \sum_{m \in \mathcal{N}} \sum_{s=0}^{b-1} \text{sgn}(\varepsilon_{i_m+s+T+1}) \right) \right] \\
&\quad - \frac{1}{T} E^* \left[ \left( \sum_{m \in \mathcal{N}} \sum_{s=0}^{b-1} \varepsilon_{i_m+T+1+s} \right) \left( \sum_{m \in \mathcal{P}} \sum_{s=1}^b \text{sgn}(\varepsilon_{i_m+s}) \right) \right] \\
&\quad + \frac{1}{T} E^* \left[ \left( \sum_{m \in \mathcal{N}} \sum_{s=0}^{b-1} \varepsilon_{i_m+T+1+s} \right) \left( \sum_{m \in \mathcal{N}} \sum_{s=0}^{b-1} \text{sgn}(\varepsilon_{i_m+s+T+1}) \right) \right] + o_{P^*}(1) \\
&= Cov_1 - Cov_2 - Cov_3 + Cov_4 + o_{P^*}(1).
\end{aligned}$$

Under the bootstrap probability law, it is evident that  $Cov_2 = Cov_3 = 0$ . For  $Cov_1$ , we have

$$\begin{aligned}
Cov_1 &= \frac{1}{T} E^* \left[ \sum_{m \in \mathcal{P}} \left( \sum_{s=0}^{b-1} |\varepsilon_{i_m+s}| + \sum_{s=0}^{b-1} \sum_{s' \neq s}^{b-1} \varepsilon_{i_m+s} \text{sgn}(\varepsilon_{i_m+s'}) \right) \right] \\
&= \frac{1}{T} \left[ \left( \frac{1}{2} \right)^k \left( kC_k^0 + (k-1)C_k^1 + \dots + C_k^{k-1} \right) E^* \left( \sum_{s=0}^{b-1} |\varepsilon_{i_m+s}| \right) \right] \\
&\quad + \frac{1}{T} \left[ \left( \frac{1}{2} \right)^k \left( kC_k^0 + (k-1)C_k^1 + \dots + C_k^{k-1} \right) E^* \left( \sum_{s=0}^{b-1} \sum_{s' \neq s}^{b-1} \varepsilon_{i_m+s} \text{sgn}(\varepsilon_{i_m+s'}) \right) \right], \tag{C.12}
\end{aligned}$$

where  $E^*|\varepsilon_{i_m+s}| = \frac{1}{T-b} \sum_{t=1}^{T-b} |\varepsilon_{t+s}| \xrightarrow{p} E|\varepsilon_t|$  given  $i_m \in \mathcal{P}$  and

$$\begin{aligned}
& \sum_{s=0}^{b-1} \sum_{s' \neq s}^{b-1} E^* (\varepsilon_{i_m+s} \text{sgn}(\varepsilon_{i_m+s'})) \\
&= \sum_{s=0}^{b-1} \sum_{s' > s}^{b-1} E^* (\varepsilon_{i_m+s} \text{sgn}(\varepsilon_{i_m+s'})) + \sum_{s=0}^{b-1} \sum_{s' < s}^{b-1} E^* (\varepsilon_{i_m+s} \text{sgn}(\varepsilon_{i_m+s'})) \\
&= \sum_{s=0}^{b-1} \sum_{s' > s}^{b-1} \frac{1}{T-b} \sum_{t=1}^{T-b} \varepsilon_{t+s} \text{sgn}(\varepsilon_{t+s'}) + \sum_{s=0}^{b-1} \sum_{s' < s}^{b-1} \frac{1}{T-b} \sum_{t=1}^{T-b} \varepsilon_{t+s} \text{sgn}(\varepsilon_{t+s'}) \\
&\xrightarrow{p} \sum_{s=0}^{b-1} \sum_{s' > s}^{b-1} E(\varepsilon_t \text{sgn}(\varepsilon_{t+s'-s})) + \sum_{s=0}^{b-1} \sum_{s' < s}^{b-1} E(\varepsilon_{t+s-s'} \text{sgn}(\varepsilon_t)).
\end{aligned}$$

For  $Cov_4$ , taking the same arguments as for  $Cov_1$ , we have

$$\begin{aligned}
Cov_4 &= \frac{1}{T} \left[ \left( \frac{1}{2} \right)^k \left( C_k^1 + \dots + (k-1)C_k^{k-1} + kC_k^k \right) E^* \left( \sum_{s=0}^{b-1} |\varepsilon_{i_m+s+T+1}| \right) \right] \\
&+ \frac{1}{T} \left[ \left( \frac{1}{2} \right)^k \left( C_k^1 + \dots + (k-1)C_k^{k-1} + kC_k^k \right) E^* \left( \sum_{s=0}^{b-1} \sum_{s' \neq s}^{b-1} \varepsilon_{i_m+s+T+1} \text{sgn}(\varepsilon_{i_m+s'+T+1}) \right) \right].
\end{aligned}$$

Hence

$$\begin{aligned}
\delta_{12}^* &= Cov_1 + Cov_4 + o_{p^*}(1) \\
&\xrightarrow{p^*} \frac{1}{T} k \left[ \sum_{s=0}^{b-1} E|\varepsilon_t| + \sum_{s=0}^{b-1} \sum_{s' > s}^{b-1} E(\varepsilon_t \text{sgn}(\varepsilon_{t+s'-s})) + \sum_{s=0}^{b-1} \sum_{s' < s}^{b-1} E(\varepsilon_{t+s-s'} \text{sgn}(\varepsilon_t)) \right] \\
&\xrightarrow{p} E|\varepsilon_t| + \sum_{s=2}^{\infty} E(\varepsilon_1 \text{sgn}(\varepsilon_s)) + \sum_{s=2}^{\infty} E(\varepsilon_s \text{sgn}(\varepsilon_1)) = \delta_{12}.
\end{aligned}$$

Thus, we obtain  $E^* \left( \frac{1}{T} \sum_{t=1}^T \nu_t^* \sum_{t=1}^T \nu_t^{*'} \right) \xrightarrow{p^*} \Sigma$  as  $1/b + b/T + 1/T \rightarrow 0$ .

Now, we prove the bivariate invariance principle based on Theorem 2.1 of [Phillips and Durlauf \(1986\)](#). To apply their theorem, we are required to verify each of the following conditions. Firstly, we have proved that  $E^* \left( \frac{1}{T} \sum_{t=1}^T \nu_t^* \sum_{t=1}^T \nu_t^{*'} \right) \xrightarrow{p^*} \Sigma$  and  $E^*(\nu_t^*) = 0$ . Secondly,  $\sup_t (E^*|\varepsilon_t^*|^p) < \infty$  for some  $p > 2$  by  $E|\varepsilon_t|^p < \infty$  of Assumption 2, and thus  $\{\varepsilon_t^{*2}\}$  is uniformly integrable. Thirdly, it is straightforward that  $E^* \left( \frac{1}{T} \sum_{t=z}^{T+z} \nu_t^* \sum_{t=z}^{T+z} \nu_t^{*'} \right)$  converges to  $\Sigma$  for  $z \geq 1$  as  $\min(z, T) \rightarrow \infty$  because the partial sum of sequence  $\{\nu_z^*, \dots, \nu_{T+z}^*\}$  can be decomposed into the sum of blocks, as shown by (C.1). Finally, the pseudo series  $\{\varepsilon_t^*\}$  satisfies the mixing condition of  $\{\varepsilon_t\}$  since the dependence within each block is unchanged and the relationships between different blocks are severed, and the  $\alpha$ -mixing condition of size  $-\beta p/(p-\beta)$  with  $p > \beta > 2$  is more stringent than that of size  $-\beta/(\beta-2)$ . As a



result, we have

$$\frac{1}{\sqrt{T}} \sum_{t=1}^{\lfloor Tr \rfloor} (\varepsilon_t^*, \text{sgn}(\varepsilon_t^*))' \xrightarrow{d^*} (B_1(r), B_2(r))' := \Sigma^{1/2} (W_1(r), W_2(r))'. \quad (\text{C.13})$$

Furthermore, the result (3.4) holds true naturally by applying the same proof techniques as those used in Lemma 1.  $\square$

## C.2 Proof of Lemma 4

*Proof of Lemma 4:* We still abbreviate  $b_T$  as  $b$  for convenience. For the feasible bootstrapped errors  $\{\check{\varepsilon}_t^*\}_{t=1}^T$ , we follow the proof in Subsection C.1 and make the following decomposition

$$\frac{1}{\sqrt{T}} \sum_{t=1}^T \check{\varepsilon}_t^* = \frac{1}{\sqrt{T}} \sum_{t=1}^{bk} \check{\varepsilon}_t^* + \frac{1}{\sqrt{T}} \sum_{t=bk+1}^T \check{\varepsilon}_t^* = \check{P} + \check{G},$$

where  $k = \lfloor (T-1)/b \rfloor$ .

Based on the sets  $\mathcal{P}$  and  $\mathcal{N}$  defined in Subsection C.1, we have

$$\check{P} = \frac{1}{\sqrt{T}} \sum_{m \in \mathcal{P}} \sum_{s=0}^{b-1} \check{\varepsilon}_{i_m+s} - \frac{1}{\sqrt{T}} \sum_{m \in \mathcal{N}} \sum_{s=0}^{b-1} \check{\varepsilon}_{i_m+s+T+1} = \check{P}_1 + \check{P}_2.$$

It follows that

$$\begin{aligned} \check{P}_1 &= \frac{1}{\sqrt{T}} \sum_{m \in \mathcal{P}} \sum_{s=0}^{b-1} \varepsilon_{i_m+s} + (\gamma_0 - \hat{\gamma}_{LAD}) \frac{1}{\sqrt{T}} \sum_{m \in \mathcal{P}} \sum_{s=0}^{b-1} \frac{y_{i_m+s-1}}{\hat{\sigma}_{i_m+s}} \\ &\quad + \frac{1}{\sqrt{T}} \sum_{m \in \mathcal{P}} \sum_{s=0}^{b-1} \varepsilon_{i_m+s} \left( \frac{\sigma_{i_m+s}}{\hat{\sigma}_{i_m+s}} - 1 \right) \\ &= P_{11} + (\gamma_0 - \hat{\gamma}_{LAD}) \check{P}_{12} + \check{P}_{13}, \end{aligned}$$

where  $P_{11}$  has been defined in Subsection C.1. For  $\check{P}_{13}$ ,

$$\check{P}_{13} = \frac{1}{\sqrt{T}} \sum_{m \in \mathcal{P}} \sum_{s=0}^{b-1} \varepsilon_{i_m+s} \frac{(\sigma_{i_m+s} - \hat{\sigma}_{i_m+s})}{\sigma_{i_m+s}} + \frac{1}{\sqrt{T}} \sum_{m \in \mathcal{P}} \sum_{s=0}^{b-1} \varepsilon_{i_m+s} \frac{(\sigma_{i_m+s} - \hat{\sigma}_{i_m+s})^2}{\hat{\sigma}_{i_m+s} \sigma_{i_m+s}} = \check{P}_{131} + \check{P}_{132}.$$

By using Lemma E.2, we have  $\check{P}_{131} = o_p(1)$ , and by using Lemma E.3, we have  $\check{P}_{132} = o_p(1)$ . Hence  $\check{P}_{13} = o_p(1)$ . As a result, we obtain

$$\check{P}_1 = P_{11} + (\gamma_0 - \hat{\gamma}_{LAD}) \check{P}_{12} + o_p(1).$$

In a similar manner, we can show

$$\check{P}_2 = P_{21} + (\gamma_0 - \hat{\gamma}_{LAD})\check{P}_{22} + o_p(1),$$

where  $P_{21} = -\frac{1}{\sqrt{T}} \sum_{m \in \mathcal{N}} \sum_{s=0}^{b-1} \varepsilon_{im+s+T+1}$  and  $\check{P}_{22} = -\frac{1}{\sqrt{T}} \sum_{m \in \mathcal{N}} \sum_{s=0}^{b-1} \frac{y_{im+s+T}}{\hat{\sigma}_{im+s+T+1}}$ . We note that the sequence  $\{\hat{\sigma}_t\}_{t=1}^T$  is nonstochastic under the bootstrap probability measure, thus  $(\gamma_0 - \hat{\gamma}_{LAD})(\check{P}_{12} + \check{P}_{22}) = o_{p^*}(1)$  by the same techniques used for the proof of  $(\gamma_0 - \hat{\gamma}_{LAD})(P_{12} + P_{22})$  in Subsection C.1. Similarly, we can show  $\check{G} = o_{p^*}(1)$ . Thus, we obtain

$$\frac{1}{\sqrt{T}} \sum_{t=1}^T \check{\varepsilon}_t^* = \frac{1}{\sqrt{T}} \sum_{t=1}^T \varepsilon_t^* + o_{p^*}(1). \quad (\text{C.14})$$

By using the same arguments as for  $\frac{1}{\sqrt{T}} \sum_{t=1}^T \check{\varepsilon}_t^*$  and the approximation techniques for  $\text{sgn}(\cdot)$  in (C.7), we also have

$$\frac{1}{\sqrt{T}} \sum_{t=1}^T \text{sgn}(\check{\varepsilon}_t^*) = \frac{1}{\sqrt{T}} \sum_{t=1}^T \text{sgn}(\varepsilon_t^*) + o_{p^*}(1). \quad (\text{C.15})$$

Based on (C.14) and (C.15), we have

$$\frac{1}{\sqrt{T}} \sum_{t=1}^{\lfloor Tr \rfloor} (\check{\varepsilon}_t^*, \text{sgn}(\check{\varepsilon}_t^*))' = \frac{1}{\sqrt{T}} \sum_{t=1}^{\lfloor Tr \rfloor} (\varepsilon_t^*, \text{sgn}(\varepsilon_t^*))' + o_{p^*}(1).$$

Using the result in (C.13), we obtain

$$\frac{1}{\sqrt{T}} \sum_{t=1}^{\lfloor Tr \rfloor} (\check{\varepsilon}_t^*, \text{sgn}(\check{\varepsilon}_t^*))' \xrightarrow{d^*} (B_1(r), B_2(r))'. \quad (\text{C.16})$$

To prove the second convergence stated in Lemma 4, we consider

$$\frac{1}{\sqrt{T}} \sum_{t=1}^T (\varepsilon_t^* \hat{\sigma}_t - \varepsilon_t^* \sigma_t) = \frac{1}{\sqrt{T}} \sum_{t=1}^T \hat{\sigma}_t (\varepsilon_t^* - \varepsilon_t^*) + \frac{1}{\sqrt{T}} \sum_{t=1}^T \varepsilon_t^* (\hat{\sigma}_t - \sigma_t) = \mathcal{R}_1 + \mathcal{R}_2. \quad (\text{C.17})$$

For  $\mathcal{R}_1$ ,

$$\mathcal{R}_1 = \frac{1}{\sqrt{T}} \sum_{t=1}^{bk} \hat{\sigma}_t \check{\varepsilon}_t^* + \frac{1}{\sqrt{T}} \sum_{t=bk+1}^T \hat{\sigma}_t \check{\varepsilon}_t^* = \mathcal{R}_{11} + \mathcal{R}_{12}.$$

Let the subscript  $\tilde{t}$  of  $\hat{\sigma}_{\tilde{t}}$  denote an adapted index from the original sequence. For instance, if  $\{\check{\varepsilon}_t^*\}_{t=1}^b$  comes from the block  $i_1$  and  $1 \in \mathcal{P}$ , then  $\tilde{t} = 1, \dots, b$  corresponds to  $\check{\varepsilon}_{i_1}, \dots, \check{\varepsilon}_{i_1+b-1}$  respectively. If  $\{\check{\varepsilon}_t^*\}_{t=b+1}^{2b}$  comes from the block  $i_4$  and  $4 \in \mathcal{N}$ , then  $\tilde{t} = b+1, \dots, 2b$  corresponds to  $\check{\varepsilon}_{i_4+T+1}, \dots, \check{\varepsilon}_{i_4+T+b}$ .

Then  $\mathcal{R}_{11}$  can be rewritten as

$$\mathcal{R}_{11} = \frac{1}{\sqrt{T}} \sum_{m \in \mathcal{P}} \sum_{s=0}^{b-1} \hat{\sigma}_{\tilde{t}} \check{\varepsilon}_{i_m+s} - \frac{1}{\sqrt{T}} \sum_{m \in \mathcal{N}} \sum_{s=0}^{b-1} \hat{\sigma}_{\tilde{t}} \check{\varepsilon}_{i_m+s+T+1} = \mathcal{R}_{111} + \mathcal{R}_{112}.$$

For  $\mathcal{R}_{111}$ ,

$$\begin{aligned} \mathcal{R}_{111} &= \frac{1}{\sqrt{T}} \sum_{m \in \mathcal{P}} \sum_{s=0}^{b-1} \hat{\sigma}_{\tilde{t}} \varepsilon_{i_m+s} + (\gamma_0 - \hat{\gamma}_{LAD}) \frac{1}{\sqrt{T}} \sum_{m \in \mathcal{P}} \sum_{s=0}^{b-1} \hat{\sigma}_{\tilde{t}} \frac{y_{i_m+s-1}}{\hat{\sigma}_{i_m+s}} \\ &\quad + \frac{1}{\sqrt{T}} \sum_{m \in \mathcal{P}} \sum_{s=0}^{b-1} \hat{\sigma}_{\tilde{t}} \varepsilon_{i_m+s} \left( \frac{\sigma_{i_m+s}}{\hat{\sigma}_{i_m+s}} - 1 \right) \\ &= \mathcal{R}_{1111} + (\gamma_0 - \hat{\gamma}_{LAD}) \mathcal{R}_{1112} + \mathcal{R}_{1113}. \end{aligned}$$

For  $\mathcal{R}_{1113}$ , rewrite it as

$$\mathcal{R}_{1113} = \frac{1}{\sqrt{T}} \sum_{m \in \mathcal{P}} \sum_{s=0}^{b-1} \hat{\sigma}_{\tilde{t}} \varepsilon_{i_m+s} \frac{(\sigma_{i_m+s} - \hat{\sigma}_{i_m+s})}{\sigma_{i_m+s}} + \frac{1}{\sqrt{T}} \sum_{m \in \mathcal{P}} \sum_{s=0}^{b-1} \hat{\sigma}_{\tilde{t}} \varepsilon_{i_m+s} \frac{(\sigma_{i_m+s} - \hat{\sigma}_{i_m+s})^2}{\hat{\sigma}_{i_m+s} \sigma_{i_m+s}}.$$

The second term on R.H.S is  $o_p(1)$  by using Lemma E.1 (ii) and the techniques applied for Lemma E.3. For the first term on R.H.S, because  $\sigma_{\tilde{t}}$  is bounded by Assumption 3, by using Lemma E.1 (iii), (vi), (viii) and E.2, it can be shown that the first term is  $o_p(1)$ . Then  $\mathcal{R}_{111} = \mathcal{R}_{1111} + (\gamma_0 - \hat{\gamma}_{LAD}) \mathcal{R}_{1112} + o_p(1)$ . In a similar way, we also have  $\mathcal{R}_{112} = \mathcal{R}_{1121} + (\gamma_0 - \hat{\gamma}_{LAD}) \mathcal{R}_{1122} + o_p(1)$ , where  $\mathcal{R}_{1121} = -\frac{1}{\sqrt{T}} \sum_{m \in \mathcal{N}} \sum_{s=0}^{b-1} \hat{\sigma}_{\tilde{t}} \varepsilon_{i_m+s+T+1}$  and  $\mathcal{R}_{1122} = -\frac{1}{\sqrt{T}} \sum_{m \in \mathcal{N}} \sum_{s=0}^{b-1} \hat{\sigma}_{\tilde{t}} \frac{\varepsilon_{i_m+s+T+1}}{\hat{\sigma}_{i_m+s+T+1}}$ . Once again, because the sequence  $\{\hat{\sigma}_{\tilde{t}}\}$  is nonstochastic conditional on the original data, we follow the same logic as for the proof of  $(\gamma_0 - \hat{\gamma}_{LAD})(\check{P}_{12} + \check{P}_{22})$ , and then have  $(\gamma_0 - \hat{\gamma}_{LAD})(\mathcal{R}_{1112} + \mathcal{R}_{1122}) = o_{p^*}(1)$ . In addition, it is not hard to show  $\mathcal{R}_{12} = o_p(1)$ . Consequently, we can conclude that

$$\frac{1}{\sqrt{T}} \sum_{t=1}^T \hat{\sigma}_t \check{\varepsilon}_t^* = \frac{1}{\sqrt{T}} \sum_{t=1}^T \hat{\sigma}_t \varepsilon_t^* + o_{p^*}(1).$$

Next, we proceed to show  $\mathcal{R}_2 = o_{p^*}(1)$ . It follows that

$$E^* (\mathcal{R}_2^2) = \frac{1}{T} \sum_{t=1}^T E^* (\varepsilon_t^{*2}) (\hat{\sigma}_t - \sigma_t)^2 + \frac{1}{T} \sum_{t=1}^T \sum_{t' \neq t}^T E^* (\varepsilon_t^* \varepsilon_{t'}^*) (\hat{\sigma}_t - \sigma_t) (\hat{\sigma}_{t'} - \sigma_{t'}).$$

For the situations where  $t$  and  $t'$  are from the same block, we have  $E^* (\varepsilon_t^* \varepsilon_{t'}^*) \xrightarrow{P} E(\varepsilon_t \varepsilon_{t'})$ , and for the situations where  $t$  and  $t'$  are from different blocks, we have  $E^* (\varepsilon_t^* \varepsilon_{t'}^*) = 0$ . By using the mixing

condition of  $\varepsilon_t$ , we then have

$$\begin{aligned}
E^* (\mathcal{R}_2^2) &\leq \frac{1}{T} \sum_{t=1}^T (\hat{\sigma}_t - \sigma_t)^2 + \max_t |\hat{\sigma}_t - \sigma_t| \frac{1}{T} \sum_{t=1}^T |\hat{\sigma}_t - \sigma_t| \\
&\leq \frac{C}{T} \sum_{t=1}^T (\hat{\sigma}_t - \tilde{\sigma}_t)^2 + \frac{C}{T} \sum_{t=1}^T (\tilde{\sigma}_t - \check{\sigma}_t)^2 + \frac{C}{T} \sum_{t=1}^T (\check{\sigma}_t - \sigma_t)^2 \\
&\quad + C \left[ \max_t |\hat{\sigma}_t - \tilde{\sigma}_t| + \max_t |\tilde{\sigma}_t - \check{\sigma}_t| + \frac{1}{T} \sum_{t=1}^T |\check{\sigma}_t - \sigma_t| \right] \\
&= o_p(1)
\end{aligned}$$

by using Lemma E.1. This completes the proof of Lemma 4.  $\square$

### C.3 Proof of Theorems 3 and 4

*Proof of Theorem 3:* Following the proof of Theorem 2, and using the results in Lemma 3, we immediately have Theorem 3.  $\square$

*Proof of Theorem 4:* Following the proof of Theorem 2, and using the results in Lemma 4, we immediately have Theorem 4.  $\square$

## D. Proof of Theorems in Section 4

### D.1 Proof of Theorem 5

*Proof of Theorem 5:* (a) Consider the case of  $d_t = 1$ . From (4.3), it follows that

$$\hat{\mu}(\bar{c}) = \left(1 + \frac{\bar{c}^2}{T}\right)^{-1} \left(x_1 + \frac{\bar{c}}{T} \sum_{t=2}^T (\Delta x_t + \frac{\bar{c}}{T} x_{t-1})\right) = x_1 + O_p\left(\frac{1}{\sqrt{T}}\right), \quad (\text{D.1})$$

where  $\Delta x_t = \sigma_t \varepsilon_t - \frac{c}{T} y_{t-1}$  under  $\mathbb{H}_A$  and  $y_t = O_p(\sqrt{T})$ . Now we rewrite (4.4) as

$$\sum_{t=1}^T |y_t^d - \gamma y_{t-1}^d| = \sum_{t=1}^T |u_t - v T^{-1} (y_{t-1} + \mu - \hat{\mu}(\bar{c})) + (1 - \gamma_0) (\mu - \hat{\mu}(\bar{c}))|, \quad (\text{D.2})$$

where  $v = T(\gamma - \gamma_0)$ . Following the same arguments as in Section 2 of the main paper, we just need to derive the limiting distributions of  $\frac{1}{T} \sum_{t=1}^T (y_{t-1} + \mu - \hat{\mu}(\bar{c})) \text{sgn}(u_t)$  and  $2 \sum_{t=1}^T \int_0^{v T^{-1} (y_{t-1} + \mu - \hat{\mu}(\bar{c}))} [I(u_t \leq s) - I(u_t \leq 0)] ds$  since  $(1 - \gamma_0)(\mu - \hat{\mu}(\bar{c})) = O_p(\frac{1}{T})$ . Based on (B.12)

and  $\hat{\mu}(\bar{c}) - \mu = y_1 + O_p\left(\frac{1}{\sqrt{T}}\right) = O_p(1)$ , we have

$$\frac{1}{T} \sum_{t=1}^T (y_{t-1} + \mu - \hat{\mu}(\bar{c})) \operatorname{sgn}(u_t) \xrightarrow{d} \int_0^1 \mathcal{J}_{c,\sigma}(r) dB_2(r) + \Gamma, \quad (\text{D.3})$$

where  $\Gamma$  is defined in Lemma 2. Furthermore, following the proof of (B.13), we can also obtain

$$2 \sum_{t=1}^T \int_0^{vT^{-1}(y_{t-1} + \mu - \hat{\mu}(\bar{c}))} [I(u_t \leq s) - I(u_t \leq 0)] ds \xrightarrow{d} v^2 \left( f(0) \int_0^1 \sigma^{-1}(r) \mathcal{J}_{c,\sigma}^2(r) dr \right). \quad (\text{D.4})$$

Combining (D.3) and (D.4), and using the fact that (D.2) is minimized at  $\hat{v} = T(\hat{\gamma}_{LAD}^d - \gamma_0)$ , we obtain the convergence of  $L_T^d$  in Theorem 5 (a). The results of  $t_T^d$  are straightforward based on the asymptotic results of  $L_T^d$ .  $\square$

(b) Consider the case of  $d_t = (1, t)'$ . Define  $D_T^\mu = \operatorname{diag}(1, \sqrt{T})$ , we have

$$D_T^\mu (\hat{\mu}(\bar{c}) - \mu) = \left( \begin{array}{c} y_1 \\ \frac{T^{-1/2} \sum_{t=2}^T (1 + (\bar{c}/T)(t-1)) (\Delta y_t + (\bar{c}/T) y_{t-1})}{T^{-1} \sum_{t=2}^T (1 + (\bar{c}/T)(t-1))^2} \end{array} \right) + o_p(1), \quad (\text{D.5})$$

by following the proof of Theorem 5.1 in Boswijk and Zu (2018).

Let  $\hat{\mu}_i(\bar{c})$  and  $\mu_i$  ( $i = 1, 2$ ) denote the  $i$ -th element of  $\hat{\mu}(\bar{c})$  and  $\mu$  respectively. (D.5) means that

$$\hat{\mu}_1(\bar{c}) - \mu_1 = y_1 + o_p(1), \quad (\text{D.6})$$

$$\sqrt{T} (\hat{\mu}_2(\bar{c}) - \mu_2) \xrightarrow{d} \mathcal{M}(\bar{c}, c, \sigma) := \left( \int_0^1 (1 + \bar{c}r)^2 dr \right)^{-1} \int_0^1 (1 + \bar{c}r) (d\mathcal{J}_{c,\sigma}(r) + \bar{c}\mathcal{J}_{c,\sigma}(r) dr). \quad (\text{D.7})$$

Now we let  $v = T(\gamma - \gamma_0)$  and rewrite (4.4) as

$$\sum_{t=1}^T \left| y_t^d - \gamma y_{t-1}^d \right| = \sum_{t=1}^T \left| u_t - vT^{-1} (y_{t-1} + (\mu - \hat{\mu}(\bar{c}))' d_{t-1}) + (\mu - \hat{\mu}(\bar{c}))' d_t - \gamma_0 (\mu - \hat{\mu}(\bar{c}))' d_{t-1} \right|. \quad (\text{D.8})$$

Similarly, following the same arguments as in Section 2, we need to derive the limiting distributions of  $\frac{1}{T} \sum_{t=1}^T (y_{t-1} + (\mu - \hat{\mu}(\bar{c}))' d_{t-1}) \operatorname{sgn}(u_t)$  and  $2 \sum_{t=1}^T \int_0^{X_{t-1}} [I(u_t \leq s) - I(u_t \leq 0)] ds$ , where  $X_{t-1} = vT^{-1} (y_{t-1} + (\mu - \hat{\mu}(\bar{c}))' d_{t-1}) - (t-1)(1 - \gamma_0)(\mu_2 - \hat{\mu}_2(\bar{c})) - (\mu_2 - \hat{\mu}_2(\bar{c}))$ .

By (B.12), (D.6) and (D.7), we have

$$\frac{1}{T} \sum_{t=1}^T (y_{t-1} + (\mu - \hat{\mu}(\bar{c}))' d_{t-1}) \operatorname{sgn}(u_t) \xrightarrow{d} \int_0^1 \mathcal{J}_{c,\sigma}(r) dB_2(r) - \mathcal{M}(\bar{c}, c, \sigma) \int_0^1 r dB_2(r) + \Gamma, \quad (\text{D.9})$$

where  $T^{-3/2} \sum_{t=1}^T (t-1) \text{sgn}(u_t) \xrightarrow{d} \int_0^1 r dB_2(r)$ . Similarly, by following the arguments in the proof of (B.13), we have

$$\begin{aligned}
& 2 \sum_{t=1}^T \int_0^{X_{t-1}} [I(u_t \leq s) - I(u_t \leq 0)] ds \\
&= \sum_{t=1}^T \sigma_t^{-1} f_{t-1}(0) \frac{v^2}{T^2} (y_{t-1} + (\mu_1 - \hat{\mu}_1(\bar{c})))^2 + \sum_{t=1}^T \sigma_t^{-1} f_{t-1}(0) \frac{v^2}{T^2} (\mu_2 - \hat{\mu}_2(\bar{c}))^2 (t-1)^2 \\
&+ 2 \sum_{t=1}^T \sigma_t^{-1} f_{t-1}(0) \frac{v^2}{T^2} (y_{t-1} + (\mu_1 - \hat{\mu}_1(\bar{c}))) (\mu_2 - \hat{\mu}_2(\bar{c})) (t-1) \\
&- 2 \sum_{t=1}^T \sigma_t^{-1} f_{t-1}(0) \frac{v}{T} (y_{t-1} + (\mu - \hat{\mu}(\bar{c}))' d_{t-1}) ((t-1)(1-\gamma_0)(\mu_2 - \hat{\mu}_2(\bar{c})) + (\mu_2 - \hat{\mu}_2(\bar{c}))) \\
&+ \sum_{t=1}^T \sigma_t^{-1} f_{t-1}(0) ((t-1)(1-\gamma_0)(\mu_2 - \hat{\mu}_2(\bar{c})) + (\mu_2 - \hat{\mu}_2(\bar{c})))^2 + o_p(1) \\
&:= S_1(v) + S_2(v) + S_3(v) + S_4(v) + S_5 + o_p(1).
\end{aligned}$$

For  $S_1(v)$ , from the proof in (a), it is easy to show

$$S_1(v) \xrightarrow{d} v^2 \left( f(0) \int_0^1 \sigma^{-1}(r) \mathcal{J}_{c,\sigma}^2(r) dr \right).$$

For  $S_2(v)$  and  $S_3(v)$ , by (D.7), we obtain

$$\begin{aligned}
S_2(v) &\xrightarrow{d} v^2 \mathcal{M}^2(\bar{c}, c, \sigma) f(0) \int_0^1 \sigma^{-1}(r) r^2 dr, \\
S_3(v) &\xrightarrow{d} -2v^2 \mathcal{M}(\bar{c}, c, \sigma) f(0) \int_0^1 \sigma^{-1}(r) r \mathcal{J}_{c,\sigma}(r) dr.
\end{aligned}$$

For  $S_4(v)$ ,

$$S_4(v) \xrightarrow{d} 2vf(0)M(\bar{c}, c, \sigma) \int_0^1 \sigma^{-1}(r)(1+cr)\mathcal{J}_{c,\sigma}(r)dr - 2vf(0)\mathcal{M}^2(\bar{c}, c, \sigma) \int_0^1 \sigma^{-1}(r)r(1+cr)dr.$$

At last,  $S_5$  is irrelevant to  $v$ . As a result, by combining the limits of  $S_1(v)$ ,  $S_2(v)$ ,  $S_3(v)$  and  $S_4(v)$ , along with (D.9), and by minimizing (D.8) at  $\hat{v} = T(\hat{\gamma}_{LAD}^d - \gamma_0)$ , we obtain the limit of  $L_T^d$  (hence the limit of  $t_T^d$ ) in Theorem 5 (b).  $\square$

## D.2 Proof of Theorem 6

*Proof of Theorem 6:* Denote  $\hat{\varepsilon}_t = \hat{u}_t^d / \hat{\sigma}_t$ , where  $\hat{u}_t^d$  is the demeaned/detrended LAD residual and  $\hat{\sigma}_t = \sum_{s=1}^T w_{t,s} |\hat{u}_t^d|$ . Denote the bootstrap residual by  $\hat{\varepsilon}_t^*$ , and we still abbreviate  $b_T$  as  $b$ . Following

the proof of Lemma 4, we have

$$\frac{1}{\sqrt{T}} \sum_{t=1}^T \acute{\epsilon}_t^* = \frac{1}{\sqrt{T}} \sum_{m \in \mathcal{P}} \sum_{s=0}^{b-1} \acute{\epsilon}_{i_m+s} - \frac{1}{\sqrt{T}} \sum_{m \in \mathcal{N}} \sum_{s=0}^{b-1} \acute{\epsilon}_{i_m+s+T+1} + o_p(1) := B_1 + B_2 + o_p(1),$$

where  $k = \lfloor (T-1)/b \rfloor$ ,  $\mathcal{P}$  and  $\mathcal{N}$  are defined in Subsection C.1.

Next, we only demonstrate the bootstrap invariance principle for the detrended residuals (since the situation for the demeaned residuals is analogous). For the detrended residuals  $\hat{u}_t^d$ ,

$$\hat{u}_t^d = u_t + (\gamma_0 - \hat{\gamma}_{LAD}^d) y_{t-1} + (1 - \hat{\gamma}_{LAD}^d) ((\mu_1 - \hat{\mu}_1(\bar{c})) + (\mu_2 - \hat{\mu}_2(\bar{c}))(t-1)) + (\mu_2 - \hat{\mu}_2(\bar{c})). \quad (\text{D.10})$$

By using (D.10),  $B_1$  and  $B_2$  can be decomposed as follows

$$\begin{aligned} \frac{1}{\sqrt{T}} \sum_{m \in \mathcal{P}} \sum_{s=0}^{b-1} \acute{\epsilon}_{i_m+s} &= \frac{1}{\sqrt{T}} \sum_{m \in \mathcal{P}} \sum_{s=0}^{b-1} \varepsilon_{i_m+s} + \frac{1}{\sqrt{T}} \sum_{m \in \mathcal{P}} \sum_{s=0}^{b-1} \varepsilon_{i_m+s} \left( \frac{\sigma_{i_m+s}}{\acute{\sigma}_{i_m+s}} - 1 \right) \\ &\quad + \left[ (1 - \hat{\gamma}_{LAD}^d) (\mu_1 - \hat{\mu}_1(\bar{c})) + (\mu_2 - \hat{\mu}_2(\bar{c})) \right] \frac{1}{\sqrt{T}} \sum_{m \in \mathcal{P}} \sum_{s=0}^{b-1} \frac{1}{\acute{\sigma}_{i_m+s}} \\ &\quad + (1 - \hat{\gamma}_{LAD}^d) (\mu_2 - \hat{\mu}_2(\bar{c})) \frac{1}{\sqrt{T}} \sum_{m \in \mathcal{P}} \sum_{s=0}^{b-1} \frac{i_m + s - 1}{\acute{\sigma}_{i_m+s}} \\ &\quad + (\gamma_0 - \hat{\gamma}_{LAD}^d) \frac{1}{\sqrt{T}} \sum_{m \in \mathcal{P}} \sum_{s=0}^{b-1} \frac{y_{i_m+s-1}}{\acute{\sigma}_{i_m+s}} \\ &:= P_{11} + B_{12} + \Theta_1 B_{13} + \Theta_2 B_{14} + \Theta_3 B_{15}, \\ -\frac{1}{\sqrt{T}} \sum_{m \in \mathcal{N}} \sum_{s=0}^{b-1} \acute{\epsilon}_{i_m+s+T+1} &= -\frac{1}{\sqrt{T}} \sum_{m \in \mathcal{N}} \sum_{s=0}^{b-1} \varepsilon_{i_m+s+T+1} - \frac{1}{\sqrt{T}} \sum_{m \in \mathcal{N}} \sum_{s=0}^{b-1} \varepsilon_{i_m+s+T+1} \left( \frac{\sigma_{i_m+s+T+1}}{\acute{\sigma}_{i_m+s+T+1}} - 1 \right) \\ &\quad - \left[ (1 - \hat{\gamma}_{LAD}^d) (\mu_1 - \hat{\mu}_1(\bar{c})) + (\mu_2 - \hat{\mu}_2(\bar{c})) \right] \frac{1}{\sqrt{T}} \sum_{m \in \mathcal{N}} \sum_{s=0}^{b-1} \frac{1}{\acute{\sigma}_{i_m+s+T+1}} \\ &\quad - (1 - \hat{\gamma}_{LAD}^d) (\mu_2 - \hat{\mu}_2(\bar{c})) \frac{1}{\sqrt{T}} \sum_{m \in \mathcal{N}} \sum_{s=0}^{b-1} \frac{i_m + s + T}{\acute{\sigma}_{i_m+s+T+1}} \\ &\quad - (\gamma_0 - \hat{\gamma}_{LAD}^d) \frac{1}{\sqrt{T}} \sum_{m \in \mathcal{N}} \sum_{s=0}^{b-1} \frac{y_{i_m+s+T}}{\acute{\sigma}_{i_m+s+T+1}} \\ &:= P_{21} + B_{22} + \Theta_1 B_{23} + \Theta_2 B_{24} + \Theta_3 B_{25}, \end{aligned}$$

where  $\Theta_1 = (1 - \hat{\gamma}_{LAD}^d) (\mu_1 - \hat{\mu}_1(\bar{c})) + (\mu_2 - \hat{\mu}_2(\bar{c})) = O_p(\frac{1}{\sqrt{T}})$ ,  $\Theta_2 = (1 - \hat{\gamma}_{LAD}^d) (\mu_2 - \hat{\mu}_2(\bar{c})) = O_p(\frac{1}{T^{3/2}})$ ,  $\Theta_3 = \gamma_0 - \hat{\gamma}_{LAD}^d = O_p(\frac{1}{T})$  since  $\gamma_0 - \hat{\gamma}_{LAD}^d = O_p(\frac{1}{T})$ ,  $\mu_1 - \hat{\mu}_1(\bar{c}) = O_p(1)$ , and  $\mu_2 - \hat{\mu}_2(\bar{c}) = O_p(\frac{1}{\sqrt{T}})$  by Theorem 5, (D.6) and (D.7), respectively.

Consider the term  $\Theta_1(B_{13} + B_{23})$ . Since  $E^* \left( \sum_{s=0}^{b-1} \hat{\sigma}_{i_m+s}^{-1} \right)^2 = \frac{1}{T-b} \sum_{t=1}^{T-b} \left( \sum_{s=0}^{b-1} \hat{\sigma}_{t+s}^{-1} \right)^2 = O_p(b^2)$  given  $i_m \in \mathcal{P}$ , it follows that  $E^*(B_{13} + B_{23})^2 = O_p(b)$  by applying the same techniques as those for (C.3). As a result,  $\Theta_1(B_{13} + B_{23}) = O_{p^*} \left( \sqrt{\frac{b}{T}} \right) = o_{p^*}(1)$ .

Consider the term  $\Theta_2(B_{14} + B_{24})$ . Similarly, we have  $E^*(B_{14} + B_{24})^2 = O_p(T^2b)$  because of  $E^* \left( \sum_{s=0}^{b-1} \frac{i_m+s-1}{\hat{\sigma}_{i_m+s}} \right)^2 = \frac{1}{T-b} \sum_{t=1}^{T-b} \left( \sum_{s=0}^{b-1} \frac{t+s-1}{\hat{\sigma}_{t+s}} \right)^2 = O_p(T^2b^2)$ . Consequently,  $\Theta_2(B_{13} + B_{23}) = O_{p^*} \left( \sqrt{\frac{b}{T}} \right) = o_{p^*}(1)$ .

Consider the term  $\Theta_3(B_{15} + B_{25})$ . Following (C.3), it is easy to obtain  $\Theta_3(B_{15} + B_{25}) = o_{p^*}(1)$ .

Finally, for  $B_{12}$  and  $B_{22}$ , we can show they are both  $o_p(1)$ , whose proofs are similar to that of  $\check{P}_{13}$  in Subsection C.2. As a result,

$$\frac{1}{\sqrt{T}} \sum_{t=1}^T \hat{\varepsilon}_t^* = \frac{1}{\sqrt{T}} \sum_{t=1}^T \varepsilon_t^* + o_{p^*}(1). \quad (\text{D.11})$$

Similar to the proof of (C.6), we also have

$$\frac{1}{\sqrt{T}} \sum_{t=1}^T \text{sgn}(\hat{\varepsilon}_t^*) = \frac{1}{\sqrt{T}} \sum_{t=1}^T \text{sgn}(\varepsilon_t^*) + o_{p^*}(1). \quad (\text{D.12})$$

Based on (D.11) and (D.12), we obtain

$$\frac{1}{\sqrt{T}} \sum_{t=1}^{\lfloor Tr \rfloor} (\hat{\varepsilon}_t^*, \text{sgn}(\hat{\varepsilon}_t^*))' \xrightarrow{d^*} (B_1(r), B_2(r))', \quad (\text{D.13})$$

by using the first result in Lemma 3. Similar to the proof of  $\frac{1}{\sqrt{T}} \sum_{t=1}^T (\hat{\varepsilon}_t^* \hat{\sigma}_t - \varepsilon_t^* \sigma_t) = o_{p^*}(1)$  in (C.17), we also have  $\frac{1}{\sqrt{T}} \sum_{t=1}^T (\hat{\sigma}_t \hat{\varepsilon}_t^* - \varepsilon_t^* \sigma_t) = o_{p^*}(1)$ , which, together with (D.12), leads to

$$\frac{1}{\sqrt{T}} \sum_{t=1}^{\lfloor Tr \rfloor} (\hat{\sigma}_t \hat{\varepsilon}_t^*, \text{sgn}(\hat{\varepsilon}_t^*))' \xrightarrow{d^*} (B_\sigma(r), B_2(r))', \quad (\text{D.14})$$

by using the second result in Lemma 3.

Now we turn to obtain the limiting distribution of  $\check{L}_T^{d^*} = T(\check{\gamma}_{LAD}^{d^*} - 1)$ , where  $\check{\gamma}_{LAD}^{d^*}$  is the bootstrapped LAD estimator of  $\gamma_0$  using  $y_t^{d^*} = x_t^* - \hat{\mu}^*(\bar{c})' d_t$ , where  $x_t^* = \sum_{i=1}^t \hat{u}_i^*$  and  $\hat{u}_i^* = \hat{\sigma}_i \varepsilon_i^*$ .

(a) Consider the case of  $d_t = 1$ . From the proof of Theorem 5, we have

$$\hat{\mu}^*(\bar{c}) = \left( 1 + \frac{\bar{c}^2}{T} \right)^{-1} \left( x_1^* + \frac{\bar{c}}{T} \sum_{t=2}^T \Delta x_t^* + \frac{\bar{c}}{T} x_{t-1}^* \right) = x_1^* + O_p \left( \frac{1}{\sqrt{T}} \right). \quad (\text{D.15})$$



Then the LAD minimization problem can be reformed as

$$\sum_{t=1}^T \left| y_t^{d^*} - \gamma y_{t-1}^{d^*} \right| = \sum_{t=1}^T \left| \dot{u}_t^* - vT^{-1} (x_{t-1}^* - \hat{\mu}^*(\bar{c})) \right|,$$

where  $v = T(\gamma - 1)$ . By using the result in (D.14), the techniques in proving Theorem 5 (a), and  $\hat{\mu}^*(\bar{c}) = O_p(1)$  in (D.15), we can easily show that

$$\begin{aligned} & \frac{1}{T} \sum_{t=1}^T (x_{t-1}^* - \hat{\mu}^*(\bar{c})) \operatorname{sgn}(\dot{\epsilon}_t^*) \xrightarrow{d^*} \int_0^1 B_\sigma(r) dB_2(r) + \Gamma, \\ & 2 \sum_{t=1}^T \int_0^{vT^{-1}(x_{t-1}^* - \hat{\mu}^*(\bar{c}))} [I(\dot{u}_t^* \leq s) - I(\dot{u}_t^* \leq 0)] ds \xrightarrow{d^*} v^2 f(0) \int_0^1 \sigma^{-1}(r) B_\sigma^2(r) dr, \end{aligned}$$

which leads to Theorem 6 (a) immediately.

(b) Consider the case of  $d_t = (1, t)'$ . By (D.5), it is straightforward that  $\hat{\mu}_1^*(\bar{c}) = x_1^* + o_p(1)$  and

$$\sqrt{T} \hat{\mu}_2^*(\bar{c}) = \left( \frac{1}{T} \sum_{t=2}^T \left( 1 + \frac{\bar{c}}{T}(t-1) \right)^2 \right)^{-1} \frac{1}{\sqrt{T}} \sum_{t=2}^T \left( 1 + \frac{\bar{c}}{T}(t-1) \right) \left( \Delta x_t^* + \frac{\bar{c}}{T} x_{t-1}^* \right).$$

By using (D.14) and the arguments for proving Theorem 5 (b), we obtain  $\sqrt{T} \hat{\mu}_2^*(\bar{c}) \xrightarrow{d^*} \mathcal{M}(\bar{c}, 0, \sigma)$ .

Next, rewrite

$$\sum_{t=1}^T \left| y_t^{d^*} - \gamma y_{t-1}^{d^*} \right| = \sum_{t=1}^T \left| \dot{u}_t^* - vT^{-1} (x_{t-1}^* - \hat{\mu}_1^*(\bar{c}) - \hat{\mu}_2^*(\bar{c})(t-1)) - \hat{\mu}_2^*(\bar{c}) \right|,$$

where  $v = T(\gamma - 1)$ . Following the same logic of proving Theorem 5 (b), we have

$$\begin{aligned} & \frac{1}{T} \sum_{t=1}^T (x_{t-1}^* - \hat{\mu}_1^*(\bar{c}) - \hat{\mu}_2^*(\bar{c})(t-1)) \operatorname{sgn}(\dot{\epsilon}_t^*) \xrightarrow{d^*} \int_0^1 B_\sigma(r) dB_2(r) - \mathcal{M}(\bar{c}, 0, \sigma) \int_0^1 r dB_2(r) + \Gamma, \\ & 2 \sum_{t=1}^T \int_0^{vT^{-1}(x_{t-1}^* - \hat{\mu}_1^*(\bar{c}) - \hat{\mu}_2^*(\bar{c})(t-1)) + \hat{\mu}_2^*(\bar{c})} [I(\dot{u}_t^* \leq s) - I(\dot{u}_t^* \leq 0)] ds \\ & \xrightarrow{d^*} v^2 f(0) \left( \int_0^1 \sigma^{-1}(r) B_\sigma^2(r) dr - 2\mathcal{M}(\bar{c}, 0, \sigma) \int_0^1 \sigma^{-1}(r) r B_\sigma(r) dr + \mathcal{M}^2(\bar{c}, 0, \sigma) \int_0^1 \sigma^{-1}(r) r^2 dr \right) \\ & + 2vf(0)\mathcal{M}(\bar{c}, 0, \sigma) \int_0^1 \sigma^{-1}(r) B_\sigma(r) dr - 2vf(0)\mathcal{M}^2(\bar{c}, 0, \sigma) \int_0^1 \sigma^{-1}(r) r dr + irre, \end{aligned}$$

where *irre* represents the terms irrelevant to  $v$ . Consequently, Theorem 5 (b) is obtained by using the above results.  $\square$

## E. Technical Lemmas

**Lemma E.1.** *Suppose Assumptions 1-5 hold true, let  $y_t$  be determined by (2.1) and (2.2) with  $\gamma_0$  satisfying (2.13), define  $\tilde{\sigma}_t = \sum_{i=1}^T w_{t,i}|u_i|$  and  $\check{\sigma}_t = \sum_{i=1}^T w_{t,i}\sigma_i$ , as  $T \rightarrow \infty$ , we have*

- (i)  $\max_{1 \leq t, i \leq T} w_{t,i} = O(\frac{1}{Th})$ ;
- (ii)  $\max_{1 \leq t \leq T} \hat{\sigma}_t = O_p(1)$  and  $(\min_{1 \leq t \leq T} \hat{\sigma}_t)^{-1} = O_p(1)$ ;
- (iii)  $\max_{1 \leq t \leq T} |\hat{\sigma}_t - \tilde{\sigma}_t| = O_p(\frac{1}{\sqrt{Th}})$ ;
- (iv)  $\sum_{t=1}^T (\hat{\sigma}_t - \tilde{\sigma}_t)^2 = O_p(\frac{1}{Th^2})$ ;
- (v)  $\max_{1 \leq t \leq T} E|\tilde{\sigma}_t - \check{\sigma}_t|^\delta = O(\frac{1}{T^{\delta/2}h^\delta})$ ,  $\delta = 2, 4$ ;
- (vi)  $\max_{1 \leq t \leq T} |\tilde{\sigma}_t - \check{\sigma}_t| = O_p\left(\frac{1}{T^{1/4}h^{1/2}}\right)$ ;
- (vii)  $\frac{1}{T} \sum_{t=1}^T |\check{\sigma}_t - \sigma_t|^\delta = o(1)$ ,  $\delta = 1, 2, 4$ ;
- (viii)  $\max_t |\check{\sigma}_t - \sigma_t| = O(1)$ .

**Lemma E.2.** *Suppose Assumptions 1-5 hold true, let  $y_t$  be determined by (2.1) and (2.2) with  $\gamma_0$  satisfying (2.13), as  $T \rightarrow \infty$ , we have*

- (i)  $\check{Q}_1 = \frac{1}{\sqrt{T}} \sum_{t=1}^T \varepsilon_t \sigma_t^{-1} (\sigma_t - \check{\sigma}_t) = o_p(1)$ ;
- (ii)  $\check{Q}_2 = \frac{1}{\sqrt{T}} \sum_{t=1}^T \varepsilon_t \sigma_t^{-1} (\check{\sigma}_t - \tilde{\sigma}_t) = o_p(1)$ ;
- (iii)  $\check{Q}_3 = \frac{1}{\sqrt{T}} \sum_{t=1}^T \varepsilon_t \sigma_t^{-1} (\tilde{\sigma}_t - \hat{\sigma}_t) = o_p(1)$ .

**Lemma E.3.** *Suppose Assumptions 1-5 hold true, let  $y_t$  be determined by (2.1) and (2.2) with  $\gamma_0$  satisfying (2.13), as  $T \rightarrow \infty$ , we have  $\frac{1}{\sqrt{T}} \sum_{t=1}^T \varepsilon_t (\sigma_t - \hat{\sigma}_t)^2 / (\sigma_t \hat{\sigma}_t) = o_p(1)$ .*

*Proof of Lemma E.1:* The proof of (i), (ii), (vi), (vii) and (viii) are similar to those of Lemma A in [Xu and Phillips \(2008\)](#). The proof of (v) is similar to that of Lemma B5 in [Zhu \(2019\)](#).

(iii) By using (i), we have  $|\hat{\sigma}_t - \tilde{\sigma}_t| \leq O(1/Th) \sum_{i=1}^T \|\hat{u}_i - |u_i|\|$ , thus it follows that

$$\max_{1 \leq t \leq T} |\hat{\sigma}_t - \tilde{\sigma}_t| \leq O\left(\frac{1}{Th}\right) \sum_{i=1}^T \|\hat{u}_i - |u_i|\| \leq O\left(\frac{1}{Th}\right) |\hat{\gamma}_{LAD} - \gamma_0| \sum_{i=1}^T |y_{i-1}| = O_p\left(\frac{1}{\sqrt{Th}}\right),$$

where  $\hat{\gamma}_{LAD} - \gamma_0 = O_p(T^{-1})$  by Theorem 2 and  $|T^{-1/2}y_{i-1}| = O_p(1)$  by (2.14).

(iv) Let  $\hat{v} = T(\hat{\gamma}_{LAD} - \gamma_0)$ , we make the following decomposition:

$$\begin{aligned} \hat{\sigma}_t - \tilde{\sigma}_t &= \sum_{i=1}^T w_{ti} (|\hat{u}_i| - |u_i|) = \sum_{i=1}^T w_{ti} (|u_i - \hat{v}y_{i-1}T^{-1}| - |u_i|) \\ &= -T^{-1} \sum_{i=1}^T w_{ti} y_{i-1} \operatorname{sgn}(u_i) + 2 \sum_{i=1}^T w_{ti} \int_0^{\hat{v}y_{i-1}T^{-1}} (I(u_i \leq s) - I(u_i \leq 0)) ds, \end{aligned}$$

where the third equality holds by Knight's identity ([Knight \(1989\)](#)). Since  $\{y_t\}$  is a (nearly) unit root process, it is easy to derive that  $T^{-1} \sum_{i=1}^T w_{ti} y_{i-1} \operatorname{sgn}(u_i) = O_p(\frac{1}{Th})$  by (B.12) and result (i). For the

second term on the right-hand side, similarly, we proceed by defining  $I_x(v)$  be a regular sequence of indicator function  $I(v \leq 0)$  and thus have

$$\begin{aligned} \sum_{i=1}^T w_{ti} \int_0^{\hat{v}y_{i-1}T^{-1}} (I_x(u_i - s) - I_x(u_i)) ds &= \sum_{i=1}^T w_{ti} \int_0^{\hat{v}y_{i-1}T^{-1}} s I'_x(u_{*i}) ds \\ &\leq C \sum_{i=1}^T w_{ti} \int_0^{\hat{v}y_{i-1}T^{-1}} s ds = C \hat{v}^2 T^{-2} \sum_{i=1}^T w_{ti} \frac{1}{2} y_{i-1}^2 = O_p\left(\frac{1}{Th}\right), \end{aligned}$$

where  $u_{*i}$  is a middle value between  $u_i$  and  $u_i - s$ ,  $I'_x(\cdot)$  is the first derivative of  $I_x(\cdot)$ , and is bounded for any finite  $x$  (see Phillips (1995)). As such, we obtain  $\sum_{t=1}^T (\hat{\sigma}_t - \check{\sigma}_t)^2 = O_p\left(\frac{1}{Th^2}\right)$ .  $\square$

*Proof of Lemma E.2:* We first consider  $\check{Q}_1$  and  $\check{Q}_3$ . Let  $N = \{1, 2, \dots, T\}$ , and let  $N_0$  denote the set of discontinuous points of  $\sigma(\cdot)$ . For  $\check{Q}_1$ , it has the following decomposition

$$\check{Q}_1 = \frac{1}{\sqrt{T}} \sum_{t \in N \setminus N_0} \varepsilon_t \sigma_t^{-1} (\sigma_t - \check{\sigma}_t) + \frac{1}{\sqrt{T}} \sum_{t \in N_0} \varepsilon_t \sigma_t^{-1} (\sigma_t - \check{\sigma}_t) := \check{Q}_{11} + \check{Q}_{12}.$$

For  $\check{Q}_{11}$  we have

$$E(\check{Q}_{11}^2) \leq \left(\min_t \sigma_t\right)^{-2} \left(\max_{t \in N \setminus N_0} |\sigma_t - \check{\sigma}_t|\right)^2 \frac{1}{T} \sum_{t \in N \setminus N_0} \sum_{t' \in N \setminus N_0} |E(\varepsilon_t \varepsilon_{t'})| = o_p(1),$$

where  $\max_{t \in N \setminus N_0} |\sigma_t - \check{\sigma}_t| = o(1)$  for continuous points, and  $\frac{1}{T} \sum_{t \in N \setminus N_0} \sum_{t' \in N \setminus N_0} |E(\varepsilon_t \varepsilon_{t'})| = O(1)$  by the mixing condition in Assumption 2 and Corollary 15.3 of Davidson (1994). Similarly, for  $\check{Q}_{12}$

$$E(\check{Q}_{12}^2) \leq \left(\min_t \sigma_t\right)^{-2} \left(\max_{t \in N_0} |\sigma_t - \check{\sigma}_t|\right)^2 \frac{1}{T} \sum_{t \in N_0} \sum_{t' \in N_0} |E(\varepsilon_t \varepsilon_{t'})| = o_p(1),$$

where  $\max_{t \in N_0} |\sigma_t - \check{\sigma}_t| = O(1)$  and  $\frac{1}{T} \sum_{t \in N_0} \sum_{t' \in N_0} |E(\varepsilon_t \varepsilon_{t'})| = O(h)$  since the cardinality of  $\sum_{t \in N_0}^T$  is  $O(Th)$ . As a result, we can conclude that  $\check{Q}_1 = o_p(1)$ .

For  $\check{Q}_3$ , it is easy to obtain

$$|\check{Q}_3| \leq \left(\min_t \sigma_t\right)^{-1} \left(\frac{1}{T} \sum_{t=1}^T \varepsilon_t^2\right)^{1/2} \left(\sum_{t=1}^T (\check{\sigma}_t - \hat{\sigma}_t)^2\right)^{1/2} = O_p\left(\frac{1}{\sqrt{Th^2}}\right),$$

where  $\frac{1}{T} \sum_{t=1}^T \varepsilon_t^2 = O_p(1)$  and  $\sum_{t=1}^T (\check{\sigma}_t - \hat{\sigma}_t)^2 = O_p\left(\frac{1}{Th^2}\right)$  by Lemma E.1 (iv). Hence  $\check{Q}_3 = o_p(1)$ .

Now we show that  $\check{Q}_2 = o_p(1)$ . Define  $\varphi_{Tt} = \sigma_t^{-1} \sum_{i=1}^{t-1} w_{t,i} \sigma_i (|\varepsilon_i| - 1)$  and  $\varpi_{Tt} =$

$\sigma_t^{-1} \sum_{i=t+1}^T w_{t,i} \sigma_i(|\varepsilon_i| - 1)$ . Then  $\check{Q}_2$  can be rewritten as

$$\check{Q}_2 = \frac{1}{\sqrt{T}} \sum_{t=1}^T \varepsilon_t \varphi_{Tt} + \frac{1}{\sqrt{T}} \sum_{t=1}^T \varepsilon_t \varpi_{Tt} + \frac{1}{\sqrt{T}} \sum_{t=1}^T \varepsilon_t w_{t,t} (|\varepsilon_t| - 1) := \check{Q}_{21} + \check{Q}_{22} + \check{Q}_{23}.$$

We first consider  $\check{Q}_{23}$ , it follows that

$$E |\check{Q}_{23}| \leq \frac{1}{\sqrt{T}} \sum_{t=1}^T w_{t,t} E |\varepsilon_t (|\varepsilon_t| - 1)| \leq \frac{1}{\sqrt{T}} \left( \max_t w_{t,t} \right) \sum_{t=1}^T [E (\varepsilon_t^2) E (|\varepsilon_t| - 1)^2]^{1/2} = O_p \left( \frac{1}{\sqrt{T}h} \right).$$

Hence we have  $\check{Q}_{23} = o_p(1)$  by Markov's inequality. Next we show that  $\check{Q}_{21}$  and  $\check{Q}_{22}$  are both  $o_p(1)$ .

Because  $\check{Q}_{21}$  and  $\check{Q}_{22}$  are similar, we only prove  $\check{Q}_{22}$  here. For  $\check{Q}_{22}$  we have

$$\check{Q}_{22}^2 = \frac{1}{T} \sum_{t=1}^T \sum_{t'=1}^T \varepsilon_t \varepsilon_{t'} \varpi_{Tt} \varpi_{Tt'} := \frac{1}{T} \Pi_1 + \frac{1}{T} \Pi_2 + \frac{1}{T} \Pi_3, \quad (\text{E.1})$$

where  $\Pi_1 = \sum_{t=1}^T \sum_{t'>t} \varepsilon_t \varepsilon_{t'} \varpi_{Tt} \varpi_{Tt'}$ ,  $\Pi_2 = \sum_{t=1}^T \sum_{t'=t} \varepsilon_t \varepsilon_{t'} \varpi_{Tt} \varpi_{Tt'}$  and  $\Pi_3 = \sum_{t'=1}^T \sum_{t>t'} \varepsilon_t \varepsilon_{t'} \varpi_{Tt} \varpi_{Tt'}$ . For  $\Pi_1$ , choose a positive integer  $l_T$  such that  $l_T^{-1} = o(1)$ , then

$$\begin{aligned} \Pi_1 &= \sum_{t=1}^T \sum_{t'>t} \varepsilon_t \varepsilon_{t'} (\varpi_{1Tt} + \varpi_{2Tt}) (\varpi_{1Tt'} + \varpi_{2Tt'}) \\ &= \sum_{t=1}^T \sum_{t'>t} \varepsilon_t \varepsilon_{t'} \varpi_{1Tt} \varpi_{1Tt'} + \sum_{t=1}^T \sum_{t'>t} \varepsilon_t \varepsilon_{t'} \varpi_{1Tt} \varpi_{2Tt'} \\ &\quad + \sum_{t=1}^T \sum_{t'>t} \varepsilon_t \varepsilon_{t'} \varpi_{2Tt} \varpi_{1Tt'} + \sum_{t=1}^T \sum_{t'>t} \varepsilon_t \varepsilon_{t'} \varpi_{2Tt} \varpi_{2Tt'} \\ &:= \Pi_{11} + \Pi_{12} + \Pi_{13} + \Pi_{14}, \end{aligned} \quad (\text{E.2})$$

where  $\varpi_{1Tt} = \sigma_t^{-1} \sum_{i=t+1}^{t'-1} w_{t,i} \sigma_i(|\varepsilon_i| - 1)$ ,  $\varpi_{2Tt} = \sigma_t^{-1} \sum_{i=t'}^T w_{t,i} \sigma_i(|\varepsilon_i| - 1)$ ,  $\varpi_{1Tt'} = \sigma_{t'}^{-1} \sum_{i=t'+1}^{t'+l_T-1} w_{t',i} \sigma_i(|\varepsilon_i| - 1)$  and  $\varpi_{2Tt'} = \sigma_{t'}^{-1} \sum_{i=t'+l_T}^T w_{t',i} \sigma_i(|\varepsilon_i| - 1)$ .

Now we show  $T^{-1}\Pi_{11}, T^{-1}\Pi_{12}, T^{-1}\Pi_{13}$  and  $T^{-1}\Pi_{14}$  are all  $o_p(1)$ . Firstly, for  $T^{-1}\Pi_{11}$ ,

$$\begin{aligned} \left| E \left( \frac{1}{T} \Pi_{11} \right) \right| &= \left| \frac{1}{T} \sum_{t=1}^T \sum_{t'>t} E (\varepsilon_t \varepsilon_{t'} \varpi_{1Tt} \varpi_{1Tt'}) \right| \leq \frac{1}{T} \sum_{t=1}^T \sum_{t'>t} \|\varepsilon_t\|_4 \|\varepsilon_{t'}\|_4 \|\varpi_{1Tt}\|_4 \|\varpi_{1Tt'}\|_4 \\ &\leq O \left( \frac{1}{T^3 h^2} \right) \sum_{t=1}^T \sum_{t'>t} \sqrt{(t' - t - 1) l_T} = O \left( \frac{\sqrt{l_T}}{\sqrt{T} h^2} \right), \end{aligned} \quad (\text{E.3})$$

where the first inequality holds by Hölder's inequality, and

$$\|\varpi_{1Tt}\|_4 \leq C\sqrt{t'-t-1} \left(\min_t \sigma_t\right)^{-1} \max_i \|w_{t,i}\sigma_i (|\varepsilon_i| - 1)\|_k = O\left(\frac{\sqrt{t'-t-1}}{Th}\right), \quad (\text{E.4})$$

$$\|\varpi_{1Tt'}\|_4 \leq C\sqrt{l_T} \left(\min_t \sigma_t\right)^{-1} \max_i \|w_{t,i}\sigma_i (|\varepsilon_i| - 1)\|_k = O\left(\frac{\sqrt{l_T}}{Th}\right), \quad (\text{E.5})$$

which are obtained by applying Theorem 4.1 of [Shao and Yu \(1996\)](#).

Secondly, for  $T^{-1}\Pi_{12}$ , since  $E(\varpi_{2Tt'}) = 0$ , we have

$$\begin{aligned} \left|E\left(\frac{1}{T}\Pi_{12}\right)\right| &= \left|\frac{1}{T}\sum_{t=1}^T\sum_{t'>t} Cov(\varepsilon_t\varepsilon_{t'}\varpi_{1Tt}, \varpi_{2Tt'})\right| \leq \frac{1}{T}\sum_{t=1}^T\sum_{t'>t} \|\varepsilon_t\varepsilon_{t'}\varpi_{1Tt}\|_{p/3}\|\varpi_{2Tt'}\|_p\alpha_{l_T}^{\frac{p-4}{p}} \\ &\leq \frac{1}{T}\sum_{t=1}^T\sum_{t'>t} \|\varepsilon_t\|_p\|\varepsilon_{t'}\|_p\|\varpi_{1Tt}\|_p\|\varpi_{2Tt'}\|_p\alpha_{l_T}^{\frac{p-4}{p}} \leq O\left(\frac{1}{T^3h^2}\right)\sum_{t=1}^T\sum_{t'>t} \sqrt{(t'-t-1)(T-t'-l_T)}\alpha_{l_T}^{\frac{p-4}{p}} \\ &= O\left(\left(\frac{1}{l_T}\right)^{4+\frac{p-4}{p}(\delta_0-\frac{4p}{p-4})}\right)O(h^{-2}), \end{aligned} \quad (\text{E.6})$$

where the first inequality holds by Davydov's inequality in [Davydov \(1968\)](#), the second inequality holds by Hölder's inequality, and third inequality follows by the similar arguments as for [\(E.4\)](#), the last equality holds for some  $\delta_0 \geq p\beta/(p-\beta)$  by mixing condition in Assumption 6. For notation simplicity, denote  $\nu_0 = (p-4)p^{-1}(\delta_0 - 4p(p-4)^{-1}) > 0$  because of  $p > \beta > 4$ . As such, we have  $|E(T^{-1}\Pi_{12})| \leq O\left(\frac{1}{l_T^{4+\nu_0}h^2}\right)$ .

Thirdly, for  $T^{-1}\Pi_{13}$ , we have

$$\begin{aligned} \left|E\left(\frac{1}{T}\Pi_{13}\right)\right| &= \left|\frac{1}{T}\sum_{t=1}^T\sum_{t'>t} E(\varepsilon_t\varepsilon_{t'}(\varpi_{21Tt} + \varpi_{22Tt})\varpi_{1Tt'})\right| \\ &= \left|\frac{1}{T}\sum_{t=1}^T\sum_{t'>t} [E(\varepsilon_t\varepsilon_{t'}\varpi_{21Tt}\varpi_{1Tt'}) + Cov(\varepsilon_t\varepsilon_{t'}\varpi_{1Tt'}, \varpi_{22Tt})]\right|, \end{aligned}$$

where  $\varpi_{21Tt} = \sigma_t^{-1}\sum_{i=t'}^{t'+2l_T-3} w_{t,i}\sigma_i(|\varepsilon_i| - 1)$  and  $\varpi_{22Tt} = \sigma_t^{-1}\sum_{i=t'+2l_T-2}^T w_{t,i}\sigma_i(|\varepsilon_i| - 1)$ . Following the similar arguments as those for [\(E.3\)](#) and [\(E.6\)](#), we have

$$\begin{aligned} \left|\frac{1}{T}\sum_{t=1}^T\sum_{t'>t} E(\varepsilon_t\varepsilon_{t'}\varpi_{21Tt}\varpi_{1Tt'})\right| &\leq \frac{1}{T}\sum_{t=1}^T\sum_{t'>t} \|\varepsilon_t\|_4\|\varepsilon_{t'}\|_4\|\varpi_{21Tt}\|_4\|\varpi_{1Tt'}\|_4 \\ &\leq O\left(\frac{1}{T^3h^2}\right)\sum_{t=1}^T\sum_{t'>t} \sqrt{(2l_T-3)(l_T-1)} = O\left(\frac{l_T}{Th^2}\right), \end{aligned}$$

and

$$\begin{aligned}
\left| \frac{1}{T} \sum_{t=1}^T \sum_{t'>t} Cov(\varepsilon_t \varepsilon_{t'} \varpi_{1Tt'}, \varpi_{22Tt}) \right| &\leq \frac{1}{T} \sum_{t=1}^T \sum_{t'>t} \|\varepsilon_t\|_p \|\varepsilon_{t'}\|_p \|\varpi_{1Tt'}\|_p \|\varpi_{22Tt}\|_p \alpha_{l_T}^{\frac{p-4}{p}} \\
&\leq O\left(\frac{1}{T^3 h^2}\right) \sum_{t=1}^T \sum_{t'>t} \sqrt{(l_T - 1)(T - t' - 2l_T - 1)} \alpha_{l_T}^{\frac{p-4}{p}} \\
&\leq O\left(\frac{\sqrt{l_T} \alpha_{l_T}^{\frac{p-4}{p}}}{\sqrt{T} h^2}\right) = O\left(\frac{1}{\sqrt{T} l_T^{7/2 + \iota_0} h^2}\right).
\end{aligned}$$

Hence we have that

$$\left| E\left(\frac{1}{T} \Pi_{13}\right) \right| = O\left(\frac{l_T}{T h^2}\right) + O\left(\frac{1}{\sqrt{T} l_T^{7/2 + \iota_0} h^2}\right). \quad (\text{E.7})$$

Lastly, for  $T^{-1} \Pi_{14}$ , it is easy to derive that

$$\begin{aligned}
\left| E\left(\frac{1}{T} \Pi_{14}\right) \right| &= \left| \frac{1}{T} \sum_{t=1}^T \sum_{t'>t} E(\varepsilon_t \varepsilon_{t'} (\varpi_{23Tt} + \varpi_{24Tt}) \varpi_{2Tt'}) \right| \\
&= \left| \frac{1}{T} \sum_{t=1}^T \sum_{t'>t} [Cov(\varepsilon_t \varepsilon_{t'} \varpi_{23Tt}, \varpi_{2Tt'}) + Cov(\varepsilon_t \varepsilon_{t'} \varpi_{24Tt} \varpi_{2Tt'}) + E(\varepsilon_t \varepsilon_{t'}) E(\varpi_{24Tt} \varpi_{2Tt'})] \right|,
\end{aligned}$$

where  $\varpi_{23Tt} = \sigma_t^{-1} \sum_{i=t'}^{t'+l_T/2-1} w_{t,i} \sigma_i (|\varepsilon_i| - 1)$  and  $\varpi_{24Tt} = \sigma_t^{-1} \sum_{i=t'+l_T/2}^T w_{t,i} \sigma_i (|\varepsilon_i| - 1)$ . For the last term on the right-hand side in the second equality, by using Corollary 15.3 in Davidson (1994), it can be shown that  $\left| \frac{1}{T} \sum_{t=1}^T \sum_{t'>t} E(\varepsilon_t \varepsilon_{t'}) E(\varpi_{24Tt} \varpi_{2Tt'}) \right| = O\left(\frac{1}{T h^2}\right)$ . By the similar techniques as those for (E.6), we immediately obtain  $\left| \frac{1}{T} \sum_{t=1}^T \sum_{t'>t} Cov(\varepsilon_t \varepsilon_{t'} \varpi_{23Tt}, \varpi_{2Tt'}) \right| = O\left(\frac{1}{\sqrt{T} l_T^{7/2 + \iota_0} h^2}\right)$  and  $\left| \frac{1}{T} \sum_{t=1}^T \sum_{t'>t} Cov(\varepsilon_t \varepsilon_{t'} \varpi_{24Tt} \varpi_{2Tt'}) \right| = O\left(\frac{1}{l_T^{4 + \iota_0} h^2}\right)$ . As a result,

$$\left| E\left(\frac{1}{T} \Pi_{14}\right) \right| = O\left(\frac{1}{\sqrt{T} l_T^{7/2 + \iota_0} h^2}\right) + O\left(\frac{1}{l_T^{4 + \iota_0} h^2}\right) + O\left(\frac{1}{T h^2}\right). \quad (\text{E.8})$$

Take  $l_T = h^{-1/2}$ , by (E.3), (E.6), (E.7), (E.8) and Markov's inequality, we conclude that

$$\frac{1}{T} \Pi_1 = O_p\left(\frac{1}{\sqrt{T} h^{9/4}} + \frac{1}{T h^{5/2}} + h^{\iota_0/2} + \frac{1}{T h^2} + \frac{1}{\sqrt{T} h^{1/4 - \iota_0/2}}\right) = o_p(1),$$

as  $T h^{9/2} \rightarrow \infty$ . In a similar manner, we can also obtain  $T^{-1} \Pi_2 = T^{-1} \Pi_3 = o_p(1)$ . Consequently, we get  $\check{Q}_{22} = o_p(1)$ . Furthermore, it can be shown that  $\check{Q}_{21} = o_p(1)$  by taking the same argument to those of proving  $\check{Q}_{22}$ . By combining the results  $\check{Q}_{21} = o_p(1)$ ,  $\check{Q}_{22} = o_p(1)$  and  $\check{Q}_{23} = o_p(1)$ , it follows that  $\check{Q}_2 = o_p(1)$ . This completes the proof.  $\square$

*Proof of Lemma E.3:* Observe that

$$\begin{aligned}
\frac{1}{\sqrt{T}} \sum_{t=1}^T \varepsilon_t \frac{(\sigma_t - \hat{\sigma}_t)^2}{\sigma_t \hat{\sigma}_t} &= \frac{1}{\sqrt{T}} \sum_{t=1}^T \varepsilon_t \frac{(\check{\sigma}_t - \hat{\sigma}_t)^2}{\sigma_t \hat{\sigma}_t} + \frac{1}{\sqrt{T}} \sum_{t=1}^T \varepsilon_t \frac{(\check{\sigma}_t - \tilde{\sigma}_t)^2}{\sigma_t \hat{\sigma}_t} \\
&+ \frac{1}{\sqrt{T}} \sum_{t=1}^T \varepsilon_t \frac{(\sigma_t - \check{\sigma}_t)^2}{\sigma_t \hat{\sigma}_t} + \frac{2}{\sqrt{T}} \sum_{t=1}^T \varepsilon_t \frac{(\check{\sigma}_t - \hat{\sigma}_t)(\check{\sigma}_t - \tilde{\sigma}_t)}{\sigma_t \hat{\sigma}_t} \\
&+ \frac{2}{\sqrt{T}} \sum_{t=1}^T \varepsilon_t \frac{(\tilde{\sigma}_t - \hat{\sigma}_t)(\sigma_t - \check{\sigma}_t)}{\sigma_t \hat{\sigma}_t} + \frac{2}{\sqrt{T}} \sum_{t=1}^T \varepsilon_t \frac{(\check{\sigma}_t - \tilde{\sigma}_t)(\sigma_t - \check{\sigma}_t)}{\sigma_t \hat{\sigma}_t} \\
&= \mathcal{V}_1 + \mathcal{V}_2 + \mathcal{V}_3 + 2\mathcal{V}_4 + 2\mathcal{V}_5 + 2\mathcal{V}_6.
\end{aligned}$$

Now we demonstrate that  $\mathcal{V}_i$ , for  $i = 1, \dots, 6$ , are all  $o_p(1)$ . For  $\mathcal{V}_1$ , it follows that

$$|\mathcal{V}_1| \leq \left(\min_t \sigma_t\right)^{-1} \left(\min_t \hat{\sigma}_t\right)^{-1} \left(\max_t |\check{\sigma}_t - \hat{\sigma}_t|\right)^2 \frac{1}{\sqrt{T}} \sum_{t=1}^T |\varepsilon_t| = O_p\left(\frac{1}{\sqrt{T}h^2}\right),$$

where  $(\min_t \sigma_t)^{-1} = O(1)$  by Assumption 3,  $(\min_t \hat{\sigma}_t)^{-1} = O_p(1)$  and  $\max_t |\check{\sigma}_t - \hat{\sigma}_t| = O_p\left(\frac{1}{\sqrt{T}h}\right)$  by Lemma E.1 (ii) and (iii), and  $\frac{1}{T} \sum_{t=1}^T |\varepsilon_t| = O_p(1)$ .

For  $\mathcal{V}_2$ , it follows that  $\mathcal{V}_2 \leq (\min_t \sigma_t)^{-1} (\min_t \hat{\sigma}_t)^{-1} \frac{1}{\sqrt{T}} \sum_{t=1}^T |\varepsilon_t| (\check{\sigma}_t - \tilde{\sigma}_t)^2$ , and

$$E\left(\frac{1}{\sqrt{T}} \sum_{t=1}^T |\varepsilon_t| (\check{\sigma}_t - \tilde{\sigma}_t)^2\right) \leq \frac{1}{\sqrt{T}} \sum_{t=1}^T \left(E(\varepsilon_t^2) \max_t E(\check{\sigma}_t - \tilde{\sigma}_t)^4\right)^{1/2} = O\left(\frac{1}{\sqrt{T}h^2}\right),$$

where  $\max_t E(\check{\sigma}_t - \tilde{\sigma}_t)^4 = O\left(\frac{1}{T^2h^4}\right)$  by Lemma E.1 (v).

For  $\mathcal{V}_3$ , we have

$$\begin{aligned}
E(\mathcal{V}_3^2) &\leq \frac{1}{T} \sum_{t=1}^T \frac{E(\varepsilon_t^2) (\sigma_t - \check{\sigma}_t)^4}{\sigma_t^2 \hat{\sigma}_t^2} + \frac{2}{T} \sum_{t=1}^T \sum_{t'=t+1}^T \frac{|E(\varepsilon_t \varepsilon_{t'})| (\sigma_t - \check{\sigma}_t)^2 (\sigma_{t'} - \check{\sigma}_{t'})^2}{\sigma_t^2 \hat{\sigma}_t^2} \\
&\leq C \left(\min_t \sigma_t\right)^{-2} \left(\min_t \hat{\sigma}_t\right)^{-2} \left[ \frac{1}{T} \sum_{t=1}^T (\sigma_t - \check{\sigma}_t)^4 + \frac{1}{T} \sum_{t=1}^T (\sigma_t - \check{\sigma}_t)^2 \sum_{t'=t+1}^T |E(\varepsilon_t \varepsilon_{t'})| \right] \\
&= o_p(1),
\end{aligned}$$

where  $\frac{1}{T} \sum_{t=1}^T (\sigma_t - \check{\sigma}_t)^i = o(1)$  for  $i = 2, 4$  by Lemma E.1 (vii), and  $\sum_{t'=t+1}^T |E(\varepsilon_t \varepsilon_{t'})| = O(1)$  by the mixing condition.

For  $\mathcal{V}_4$ , by Hölder's inequality we have

$$|\mathcal{V}_4| \leq \left(\min_t \sigma_t\right)^{-1} \left(\min_t \hat{\sigma}_t\right)^{-1} \left[ \frac{1}{T} \sum_{t=1}^T \varepsilon_t^2 (\check{\sigma}_t - \tilde{\sigma}_t)^2 \right]^{1/2} \left[ \sum_{t=1}^T (\check{\sigma}_t - \tilde{\sigma}_t)^2 \right]^{1/2} = O_p\left(\frac{1}{Th^2}\right),$$

where  $\sum_{t=1}^T (\check{\sigma}_t - \hat{\sigma}_t)^2 = O_p\left(\frac{1}{Th^2}\right)$  by Lemma E.1 (iv), and  $\frac{1}{T} \sum_{t=1}^T \varepsilon_t^2 (\check{\sigma}_t - \hat{\sigma}_t)^2 = O_p\left(\frac{1}{Th^2}\right)$  since

$$\frac{1}{T} \sum_{t=1}^T E \left[ \varepsilon_t^2 (\check{\sigma}_t - \hat{\sigma}_t)^2 \right] \leq \frac{1}{T} \sum_{t=1}^T \left( E(\varepsilon_t^4) E(\check{\sigma}_t - \hat{\sigma}_t)^4 \right)^{1/2} \leq C \left( \max_t E(\check{\sigma}_t - \hat{\sigma}_t)^4 \right)^{1/2} = O\left(\frac{1}{Th^2}\right),$$

where  $\max_t E(\check{\sigma}_t - \hat{\sigma}_t)^4 = O\left(\frac{1}{T^2 h^4}\right)$  from Lemma E.1 (v).

In a similar manner, for  $\mathcal{V}_5$ , we also have

$$|\mathcal{V}_5| \leq \left( \min_t \sigma_t \right)^{-1} \left( \min_t \hat{\sigma}_t \right)^{-1} \left[ \frac{1}{T} \sum_{t=1}^T \varepsilon_t^2 (\sigma_t - \check{\sigma}_t)^2 \right]^{1/2} \left[ \sum_{t=1}^T (\check{\sigma}_t - \hat{\sigma}_t)^2 \right]^{1/2} = o_p\left(\frac{1}{\sqrt{Th}}\right),$$

by Lemma E.1 (iv) and  $E\left(\frac{1}{T} \sum_{t=1}^T \varepsilon_t^2 (\sigma_t - \check{\sigma}_t)^2\right) \leq \frac{C}{T} \sum_{t=1}^T (\sigma_t - \check{\sigma}_t)^2 = o(1)$  by Lemma E.1 (vii).

Finally, for  $\mathcal{V}_6$ , we have  $\mathcal{V}_6 \leq (\min_t \sigma_t)^{-1} (\min_t \hat{\sigma}_t)^{-1} (\max_t |\check{\sigma}_t - \check{\sigma}_t|) \frac{1}{\sqrt{T}} \sum_{t=1}^T |\varepsilon_t (\sigma_t - \check{\sigma}_t)|$ , and

$$\begin{aligned} E \left( \frac{1}{\sqrt{T}} \sum_{t=1}^T |\varepsilon_t (\sigma_t - \check{\sigma}_t)| \right)^2 &= \frac{1}{T} \sum_{t=1}^T \sum_{t'=1}^T E(|\varepsilon_t| |\varepsilon_{t'}|) |\sigma_t - \check{\sigma}_t| |\sigma_{t'} - \check{\sigma}_{t'}| \\ &\leq E(\varepsilon_t^2) \frac{1}{T} \sum_{t=1}^T (\sigma_t - \check{\sigma}_t)^2 + \frac{C}{T} \sum_{t=1}^T |\sigma_t - \check{\sigma}_t| \sum_{t'=t+1}^T |E(|\varepsilon_t| |\varepsilon_{t'}|)| \\ &= o(1), \end{aligned}$$

where  $\max_t |\check{\sigma}_t - \hat{\sigma}_t| = O_p\left(\frac{1}{T^{1/4} h^{1/2}}\right)$ ,  $\frac{1}{T} \sum_{t=1}^T |\sigma_t - \check{\sigma}_t|^\delta = o(1)$  for  $\delta = 1, 2$  by Lemma E.1 (vi) and (vii), and  $\{|\varepsilon_t|\}$  is a mixing process with the same size of  $\{\varepsilon_t\}$ .

By Combining the results of  $\mathcal{V}_1, \mathcal{V}_2, \mathcal{V}_3, \mathcal{V}_4, \mathcal{V}_5$  and  $\mathcal{V}_6$ , we obtain  $\frac{1}{\sqrt{T}} \sum_{t=1}^T \varepsilon_t (\sigma_t - \hat{\sigma}_t)^2 / (\sigma_t \hat{\sigma}_t) = o_p(1)$ , this completes the proof.  $\square$

## References

- Boswijk, H.P., Zu, Y. (2018). Adaptive wild bootstrap tests for a unit root with non-stationary volatility. *The Econometrics Journal* 21(2): 87-113.
- Cavaliere, G., Rahbek, A., Taylor, A.M.R. (2010). Testing for co-integration in vector autoregressions with non-stationary volatility. *Journal of Econometrics* 158: 7-24.
- Davidson, J. (1994). *Stochastic Limit Theory*. Oxford: Oxford University Press.
- Davydov, Y.A. (1968). Convergence of distributions generated by stationary stochastic processes. *Theory of Probability & Its Applications* 13(4): 691-696.
- Hansen, B.E. (1992). Convergence to stochastic integrals for dependent heterogeneous processes. *Econometric Theory* 8(4): 489-500.



- Knight, K. (1989). Limit theory for autoregressive-parameter estimates in an infinite-variance random walk. *The Canadian Journal of Statistics/La Revue Canadienne de Statistique*: 261-278.
- Künsch, H.R. (1989). The jackknife and the bootstrap for general stationary observations. *The Annals of Statistics*: 1217-1241.
- Lahiri, S.K, Lahiri, S.N. (2003). *Resampling methods for dependent data*. Springer Science & Business Media.
- Phillips, P.C.B., Durlauf, S.N. (1986). Multiple time series regression with integrated processes. *Review of Economic Studies* 53: 473-495.
- Phillips, P.C.B. (1995). Robust nonstationary regression. *Econometric Theory* 12: 912-951.
- Shao, Q.M., Yu, H. (1996). Weak convergence for weighted empirical processes of dependent sequences. *The Annals of Probability* 24: 2098-2127.
- Xiao, Z. (2012). Robust inference in nonstationary time series models. *Journal of Econometrics* 169: 211-223.
- Xu, K.L., Phillips, P.C. (2008). Adaptive estimation of autoregressive models with time-varying variances. *Journal of Econometrics* 142(1): 265-280.
- Zhu, K. (2019). Statistical inference for autoregressive models under heteroscedasticity of unknown form. *The Annals of Statistics* 47(6): 3185-3215.