

Time-Varyingness in Auction Breaks Revenue Equivalence

YUMA FUJIMOTO, CyberAgent, University of Tokyo, and Soken University, Japan

KAITO ARIU, CyberAgent, Japan

KENSHI ABE, CyberAgent and The University of Electro-Communications, Japan

Auction is one of the most representative buying-selling systems. A celebrated study shows that the seller's expected revenue is equal in equilibrium, regardless of the type of auction, typically first-price and second-price auctions. Here, however, we hypothesize that when some auction environments vary with time, this revenue equivalence may not be maintained. In second-price auctions, the equilibrium strategy is robustly feasible. Conversely, in first-price auctions, the buyers must continue to adapt their strategies according to the environment of the auction. Surprisingly, we prove that revenue equivalence can be broken in both directions. First-price auctions bring larger or smaller revenue than second-price auctions, case by case, depending on how the value of an item varies. Our experiments also demonstrate revenue inequivalence in various scenarios, where the value varies periodically or randomly. This study uncovers a phenomenon, the breaking of revenue equivalence by the time-varyingness in auctions, that likely occurs in real-world auctions, revealing its underlying mechanism.

Keywords: Auction, Multi-Agent Learning, Revenue Equivalence, Time-Varying Game

1 Introduction

Auction is a buying and selling system used frequently [34]. Multiple buyers bid their prices for an item. The bidder who bids the highest price wins the item, but its payment depends on the mechanism of the auction. Typical examples are first-price and second-price auctions. The winner pays the highest price, i.e., the price bid by itself, in first-price auctions. On the other hand, it pays only the next highest price in second-price auctions. A captivating question is how such a difference in the auction mechanisms affects the bidding strategy and the revenue of the seller (and the bidders). This question is also realistically significant in light of Google Ads migrating from second-price to first-price auctions [13, 27].

Interestingly, seminal works have shown the revenue equivalence theorem (noticed in [34] and fixed in [24, 32]) where the revenue of the seller (and bidders) is the same in its expectation between various types of auctions. However, the characteristics of the optimal strategy totally differ between them. In a first-price auction, the payment depends on the winner's bidding. Thus, bidders need to adapt their own bidding to the environment of the auction. On the other hand, in a second-price auction, the payment is independent of and absolutely no more than the winner's bidding. Thus, the optimal strategy is truthful bidding, by which the bidder only bids the value it perceives [34]. This strategy is usable independent of the environment of the auction. Putting these briefly, bidders need to learn their strategies in first-price auctions, while not in second-price auctions.

When the environment of auctions varies with time, the breaking of revenue equivalence might occur. For instance, the value of an item (advertisement) can vary with time by periodicity such as daily, weekly, and seasonal cycles (see Panel A in Fig. 1) or noise (see Panel B). Indeed, such periodicity and noise have been observed and considered in real-world auction data [13, 33]. As mentioned above, bidders can automatically track their optimal strategies by truthful bidding in second-price auctions (see the black lines in Fig. 1). On the other hand, they should continue to learn their strategies in first-price auctions, and thus cannot always perform their optimal bidding (see the orange lines

Authors' Contact Information: Yuma Fujimoto, fujimoto.yuma1991@gmail.com, CyberAgent, University of Tokyo, and Soken University, Japan; Kaito Ariu, kaito_ariu@cyberagent.co.jp, CyberAgent, Japan; Kenshi Abe, abekenshi1224@gmail.com, CyberAgent and The University of Electro-Communications, Japan.

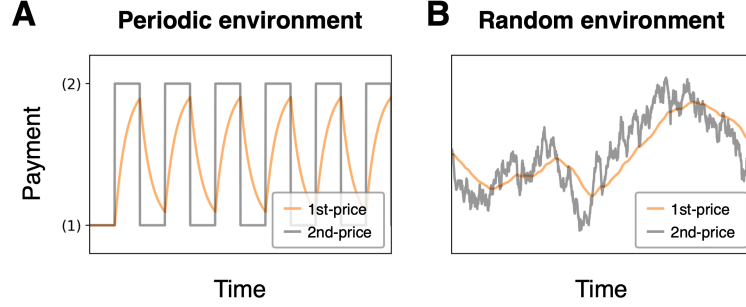


Fig. 1. Two examples of time-varying auctions. In both these examples, the horizontal axes represent the time, while the vertical axis shows the payment. (A). The environment of the auction is periodic, where the payment in the second-price auction (gray line) is always equilibrium but oscillates periodically according to the periodic environment. On the other hand, the payment in the first-price auction (orange line) should be learned. Thus, it keeps tracking equilibrium and is always non-equilibrium. (B). The environment is random, and the payment in the second-price auction (gray line) fluctuates according to the environment. On the other hand, the payment in the first-price auction (orange line) keeps tracking that in the second-price auction.

as examples). Thus, the difference in payments between first-price and second-price auctions remains and is expected to break revenue equivalence in the long run.

This study tackles time-varying auctions through the lens of the dynamical systems of multi-agent learning. Specifically, we consider a situation where values follow a uniform distribution, and the shape of this distribution varies. We formulate the dynamics of learning optimum bidding by the gradient descent-ascent among multiple bidders, which ultimately corresponds to the adaptive dynamics in biology [8, 17, 26]. By deriving the time-average revenues between first-price and second-price auctions, we demonstrate the breaking of revenue equivalence. Interestingly, depending on how the value distribution varies, there exist both cases when bidders obtain more payoffs in first-price auctions than in second-price auctions and vice versa. We theoretically prove the breaking of revenue equivalence and derive the upper or lower bound of the revenue difference in arbitrary transition among finite value distributions. We also numerically test revenue equivalence in the cases of oscillation between two states (like Panel A in Fig. 1) and fluctuation following the Langevin equation (like Panel B).

2 Relevant Works

Equilibrium analysis and mechanism design: In economics, auction theory has been one of the central topics. Despite a huge amount of literature calculating the equilibrium (e.g., [6, 21, 29] in asymmetric value distribution), learning, i.e., the dynamical process to reach the equilibrium, has rarely been of interest. This would be because in first-price auctions, the equilibrium exists purely and uniquely [2, 20, 22, 30, 31], where learning is trivially expected to achieve the convergence to the equilibrium. In contrast, this study gives a new perspective that such learning is essential when the environment of auction continues to change. Furthermore, the aim of this study, the comparison of revenue between first-price and second-price auctions, is based on the topic of auction design [5, 23, 28, 32], where the optimal mechanism for sellers (and buyers) is discussed.

Learning in auctions: In computer science, multi-agent learning in auctions is becoming popular as the market of advertising auctions grows [3, 4, 7, 18, 25]. The previous studies deal with various settings, such as auction type (first-price [3, 7], first-price and second-price [4], generalized second-price [25], and generalized first-price and second-price [18]), algorithm (best-response dynamics [4, 25], multiplicative weight updates [18], dual averaging [3], and

gradient-based algorithms [7]), and equilibrium (Nash equilibrium [4, 7, 18, 25] and Bayesian Nash equilibrium [3]). Our study considers the setting of first-price and second-price auctions, gradient descent-ascent, and Bayesian Nash equilibrium, but it is clearly distinguished from the previous studies in the point that auction environments vary with time. Besides, although the results of no-regret learning in auctions [15, 16] are applicable to such multi-agent learning, they do not consider any time-varying environment in auctions.

Time-varying games: The time-varying auctions are classified in the time-varying games, where multiple agents learn their strategies in a game whose rule varies. Although many papers have recently been published about learning in such time-varying games [1, 9–12, 35], none of them specifically addresses auctions. In a sense, this study provides an example of how time-varying games can be significant in the realm of business. We also remark that the target of this paper, revenue equivalence, is a unique problem in auctions and thus is independent of the motivation of the previous papers (the no-regret property [1, 35], the time-average convergence [11, 12], and the last-iterate convergence [9, 10]).

Uniqueness of this study: Therefore, this is the first study to analyze multi-agent learning in time-varying auctions and address revenue equivalence, a unique phenomenon to auctions.

3 Preliminary

3.1 Auction with Uniform Value Distribution

Auctions consider $n \in \mathbb{N}$ bidders, labelled as $i \in \{1, \dots, n\}$, in general. An item is offered to the bidders every time, and its value is $v_i > 0$ for bidder i . Each bidder independently determines the bidding b_i to the item. The bidder who bids the highest price receives the item. However, its payment depends on the type of auction. This study considers two representative types: first-price and second-price auctions. In the former, the payment is the first price ($f^{1st} = \max_j b_j = b_i$), i.e., the bidding of the winner. In the latter, the payment is the second price ($f^{2nd} = \max_{j \neq i} b_j$), i.e., the maximum bidding of the others than the winner. Thus, the payoffs of first-price and second-price auctions are

$$u_i^{1st}(b_i|v_i) = (v_i - f^{1st}) \mathbb{1}[b_i = \operatorname{argmax}_j b_j], \quad (1)$$

$$u_i^{2nd}(b_i|v_i) = (v_i - f^{2nd}) \mathbb{1}[b_i = \operatorname{argmax}_j b_j]. \quad (2)$$

In these auctions, the strategy of each bidder is bidding b_i to the observed value v_i , i.e., the function of $b_i(v_i)$. This study considers that the bidders are symmetric, and the value is private and independent [19]. We also consider that the value is uniformly distributed. Thus, $v_i \sim p$ for the same density function of

$$p(v_i) = \frac{1}{v_M - v_m}, \quad P(v_i) = \frac{v_i - v_m}{v_M - v_m}, \quad (3)$$

independently for each i . In words, p is the uniform distribution from the minimum value v_m to the maximum value v_M . Insights into the case of this uniform value distribution have been of importance in previous papers [14, 34].

3.2 Revenue Equivalence

Comparing these two auctions, one might naively predict that the expected revenues of bidders will be smaller in first-price auctions. However, it has been proved that when all the bidders take their optimal bidding strategies, their revenue is equivalent between first-price and second-price auctions. This is called the revenue equivalence theorem, which holds in a condition that the value of an item is independent of bidders and stochastically sampled from the same value distribution. Under the value distribution of Eq. (3), when one bidder wins the item of value v , its expected

payment, equal to the expected revenue of the seller, is analytically solved (see Appendix. A for detailed calculation by following the classical method [24, 32]) as

$$f(v) = \underbrace{\frac{n-1}{n}}_{=: \alpha} (v - v_m) + v_m. \quad (4)$$

Note that $f(v_i)$ is equal to both $f^{1\text{st}}$ and the expectation of $f^{2\text{nd}}$. Here, α is the slope of $f(v)$. We also define the expected payoff of the winner as

$$u(v) = v - f(v) = \frac{1}{n}(v - v_m). \quad (5)$$

We remark that the winner's payment (equal to the seller's revenue) $f(v)$ obviously conflicts with the winner's payoff $u(v)$. Thus, the equivalence of the payoff between different auctions means the equivalence of the revenue. Throughout this study, we discuss revenue equivalence based on the payoff.

The property of Eqs. (5) is interpreted as follows. If the item has the minimum value for the winner ($v = v_m$), the payoff is zero ($u(v_m) = 0$). This is because the item has at least this minimum value for the other bidders. On the other hand, if the item does not have the minimum value for the winner ($v > v_m$), the payoff is positive ($u(v) > 0$). In addition, the payoff decreases with the increase in the population of bidders, i.e., n . This is because more bidders lead to more severe competition in the auction.

3.3 Bayesian Nash Equilibrium

Contrary to the revenue equivalence, the optimal bidding strategy, i.e., Bayesian Nash equilibrium, differs between first-price and second-price auctions. Trivially, the optimal strategy in a first-price auction is given by

$$b(v) = f(v). \quad (6)$$

On the other hand, the optimal strategy in a second-price auction is truthful bidding;

$$b(v) = v, \quad (7)$$

where the bidder merely bids the value that it perceives for the item. The optimality of this truthful bidding is easily interpreted. Consider $b_i = v_i$ in Eq. (2). Then, $\mathbb{1}[b_i = \operatorname{argmax}_j b_j] = 1$ if $v_i > f^{2\text{nd}}$, while $\mathbb{1}[b_i = \operatorname{argmax}_j b_j] = 0$ if $v_i < f^{2\text{nd}}$. In other words, truthful bidding misses no event that generates a positive revenue and thus is optimal.

4 Time-Varying Auction

This study considers that the value distribution varies with time. In other words, the minimum and maximum values are given as time series, i.e., $v_m = v_m(t)$, $v_M = v_M(t)$. We denote the set of these minimum and maximum values as $\mathbf{v} := \{v_m, v_M\}$. This study assumes that in general, \mathbf{v} changes piecewise-continuously among $K \in \mathbb{N}$ states as follows.

DEFINITION 1 (FINITE-STATE TRANSITION MODEL). *For each time $0 \leq t \leq T$, $\mathbf{v}(t) \in \{\mathbf{v}^{(1)}, \dots, \mathbf{v}^{(K)}\}$ is piecewise-continuous, where $v_m^{(1)} < \dots < v_m^{(K)}$ holds.*

Here, we ordered the K states by the minimum values without loss of generality.

4.1 Inspiration from Time-Varying Auction

When the value distribution varies with time, the revenue in first-price auctions is expected to be different from that in second-price auctions. This is because these auctions have different properties of their optimal bidding strategies. Recall that truthful bidding is optimal in second-price auctions. Since the truthful bidder only bids the value that he/she perceives (see Eq. (7)), the strategy can be robustly used independent of the time-varying value distribution, and the payment is automatically determined according to the current value distribution.

On the other hand, the optimal bidding in first-price auctions differs depending on the value distribution (see Eq. (6)). In other words, if the value distribution continues to switch, bidders should learn their bidding strategies and inevitably use sub-optimal strategies during learning (see Fig. 1 again). Thus, whether revenue equivalence holds even when bidders continue to learn their strategies in non-equilibrium states is an interesting question.

5 Learning Dynamics of Bidding

We now consider a situation where n bidders learn their strategies under the first-price auction with the time-varying value distribution. Even if their bidding strategies have a variation in initial, the variation will diminish throughout learning in a time-varying environment, which is common among all the bidders. Thus, we denote their common bidding strategies as $b(v) = \alpha(v - x) + x$ with a parameter $x \in \mathbb{R}$. Note that if $x = v_m$, their strategies are equilibrium. Now, one bidder deviates and adopts another bidding strategy, $b'(v') = \alpha(v' - x') + x'$. Let $w(x', x)$ denote the payoff of the bidder using x' when all the $n - 1$ other bidders use x . The motivation of one bidder to deviate from the population using x is formulated as

$$\dot{x} = \left. \frac{\partial w(x', x)}{\partial x'} \right|_{x'=x}. \quad (8)$$

Because every bidder learns its bidding strategy in the same way, the dynamics of all their strategies follow this equation.

The formulation of Eq. (8) is deeply tied to several representative methodologies. The ideal adaptation of living organisms is given by the process that an individual with a slightly different strategy invades a population equipped with homogeneous strategies. This process is called ‘‘adaptive dynamics’’ [8, 17, 26] and corresponds to Eq. (8). Furthermore, Eq. (8) shows that each bidder updates its strategy following the gradient of its utility function. Thus, it also corresponds to the gradient descent ascent under the homogeneous initial strategies.

5.1 Adaptive Dynamics as Learning Algorithm

We now briefly analyze the learning dynamics of Eq. (8) (see Appendix B for detailed analysis). First, $w(x', x)$ has different expressions depending on whether x' is large r than x or not. We now define the others’ value $v = \tilde{v}(v')$ necessary to be comparative to the focal one’s value v' as

$$\begin{aligned} b'(v') &= b(\tilde{v}(v')) \\ \Leftrightarrow \tilde{v}(v') &= v' + \frac{1}{n-1}(x' - x). \end{aligned} \quad (9)$$

When $x' \geq x$, the payoff of the focal bidder is

$$w(x', x) = \int_{v_m}^{v_M} (v' - b'(v')) p(v') P(\min\{\tilde{v}(v'), v_M\})^{n-1} dv'. \quad (10)$$

On the other hand, when $x' < x$, it is

$$w(x', x) = \int_{v_m}^{v_M} (v' - b'(v')) p(v') P(\max\{\tilde{v}(v'), v_m\})^{n-1} dv'. \quad (11)$$

Fortunately, this $w(x', x)$ is differentiable in $x' = x$, and its derivative is calculated as

$$\left. \frac{\partial w(x', x)}{\partial x'} \right|_{x'=x} = -\frac{1}{n(n-1)} \frac{x - v_m}{v_M - v_m}. \quad (12)$$

From Eq. (12), let us interpret the property of the learning dynamics. The most important property is $\dot{x} \propto -(x - v_m)$, meaning that the bidding strategy asymptotically approaches the equilibrium ($x = v_m$). Here, note that since v_m varies with time, x does not converge to equilibrium permanently. Furthermore, we see $\dot{x} = O(1/n^2)$, meaning that the larger the population is, the slower the learning is. The square of $1/n$ is because the win rate of each bidder is $1/n$, and the payoff of a winner is $O(1/n)$ (see Eq. (4)).

5.2 Expected Payoff of Bidders

We also analyze the payoff. When all the bidders homogeneously adopt $b(v) = \alpha(v - x) + x$, the payoff of each bidder, denoted as w^\dagger , is calculated as

$$\begin{aligned} w^\dagger(x) &= w(x, x) \\ &= \frac{1}{n(n+1)} (v_M - v_m) - \frac{1}{n^2} (x - v_m). \end{aligned} \quad (13)$$

Furthermore, if all the bidders use the equilibrium strategy, the payoff of each bidder, denoted as w^* , is

$$\begin{aligned} w^* &= w^\dagger(v_m) \\ &= \frac{1}{n(n+1)} (v_M - v_m). \end{aligned} \quad (14)$$

Here, we remark that by the revenue equivalence theorem, w^* corresponds to the expected payoff in the second-price auctions. Thus, the difference between the payoffs in the first-price and second-price auctions is given by

$$\begin{aligned} w^\dagger(x) - w^* &= -\frac{1}{n^2} (x - v_m) \\ &= \alpha(v_M - v_m) \dot{x}. \end{aligned} \quad (15)$$

Here, $\dot{x} \propto -(x - v_m)$ can be positive and negative. Thus, trivially, neither each bidder always receives a larger payoff in a first-price auction than in a second-price auction nor smaller.

5.3 Time-Average Payoff

We now discuss the time-average payoffs between first-price and second-price auctions, which are defined as

$$\bar{w}^\dagger := \lim_{T \rightarrow \infty} \frac{1}{T} \int_0^T w^\dagger(x) dt, \quad (16)$$

$$\bar{w}^* := \lim_{T \rightarrow \infty} \frac{1}{T} \int_0^T w^* dt. \quad (17)$$

Comparing these equations, we compute the difference between them as

$$\bar{w}^\dagger - \bar{w}^* = \alpha \lim_{T \rightarrow \infty} \frac{1}{T} \int_0^T \underbrace{(v_M - v_m)}_{=: \Delta v} \dot{x} dt, \quad (18)$$

where we define the interval between the maximum and minimum values as Δv . Thus, if $\bar{w}^\dagger = \bar{w}^*$, we can say that the revenue equivalence theorem holds even in the value distribution time-varying.

6 Revenue Inequivalence by Time-Varyingness

We discuss revenue equivalence based on the time-average difference, i.e., Eq. (18). First, let us interpret the meaning of Eq. (18). Recall $\dot{x} \propto -(x - v_m)$, showing the behavior of x tracking v_m . Thus, $\dot{x} < 0$ tends to hold when v_m is small, while $\dot{x} > 0$ does when v_m is large. Here, we consider a situation where v_m correlates with $\Delta v = v_M - v_m$, for example, the larger v_m is, the larger Δv is. Then, $\Delta v \dot{x}$ is positive in its time-average, leading to $\bar{w}^\dagger > \bar{w}^*$. Thus, a first-price auction can be more profitable for bidders than a second-price auction. As another example, consider that the larger v_m is, the smaller Δv is. Then, $\Delta v \dot{x}$ is negative in its time-average, leading to $\bar{w}^\dagger < \bar{w}^*$. Thus, a second-price auction can also be more profitable. In conclusion, the correlation between v_m and Δv in time-varying auctions is expected to break the property of revenue equivalence.

6.1 Theorems

The above insight can be expressed as the following theorems. First, consider the case when v_m positively correlates with Δv . Surprisingly, although a first-price auction requires bidders to continue to learn their strategies, it is more profitable for bidders in the long run (see Appendix C for the full proof).

THEOREM 1 (REVENUE INEQUivalence UNDER MONOTONIC INCREASE OF $\Delta v^{(k)}$). *When $\Delta v^{(1)} < \dots < \Delta v^{(K)}$, $\bar{w}^\dagger > \bar{w}^*$ holds.*

Proof Sketch. We assume time series of x for $t \in [0, T] =: \Omega$ and discuss the time series of v which give the lower bound of $\bar{w}^\dagger - \bar{w}^*$. We first divide the whole time Ω into Ω^+ where $\dot{x} \geq 0$ holds, and Ω^- where $\dot{x} < 0$ holds. Let $\tilde{k}(x)$ be k such that $v_m^{(k)} \leq x < v_m^{(k+1)}$ holds. We show that under Ω^+ , $w^\dagger(x) - w^*$ takes minimum when $k = \tilde{k}(x) + 1$, while under Ω^- , it does when $k = \tilde{k}(x)$. Thus, in the long run, the lower bound of $\bar{w}^\dagger - \bar{w}^*$ is given by the product of the path length of x and the minimum of $\Delta v^{(k+1)} - \Delta v^{(k)} (> 0)$ for all k . This means $\bar{w}^\dagger > \bar{w}^*$. \square

Next, when v_m negatively correlates with Δv , a second-price auction is more profitable for bidders.

THEOREM 2 (REVENUE INEQUivalence UNDER MONOTONIC DECREASE OF $\Delta v^{(k)}$). *When $\Delta v^{(1)} > \dots > \Delta v^{(K)}$, $\bar{w}^\dagger < \bar{w}^*$ holds.*

PROOF. This theorem is proved by reversing the direction of all the inequalities in the proof of Thm. 1. Thus, the upper bound of $\bar{w}^\dagger - \bar{w}^*$ is given by the product of the path length of x and the maximum of $\Delta v^{(k+1)} - \Delta v^{(k)} (< 0)$ for all k . This means $\bar{w}^\dagger < \bar{w}^*$. \square

Finally, when Δv is time-invariant, the revenue equivalence theorem is maintained.

THEOREM 3 (REVENUE EQUIVALENCE UNDER FIXED Δv). *When $\Delta v^{(1)} = \dots = \Delta v^{(K)}$, $\bar{w}^\dagger = \bar{w}^*$ holds.*

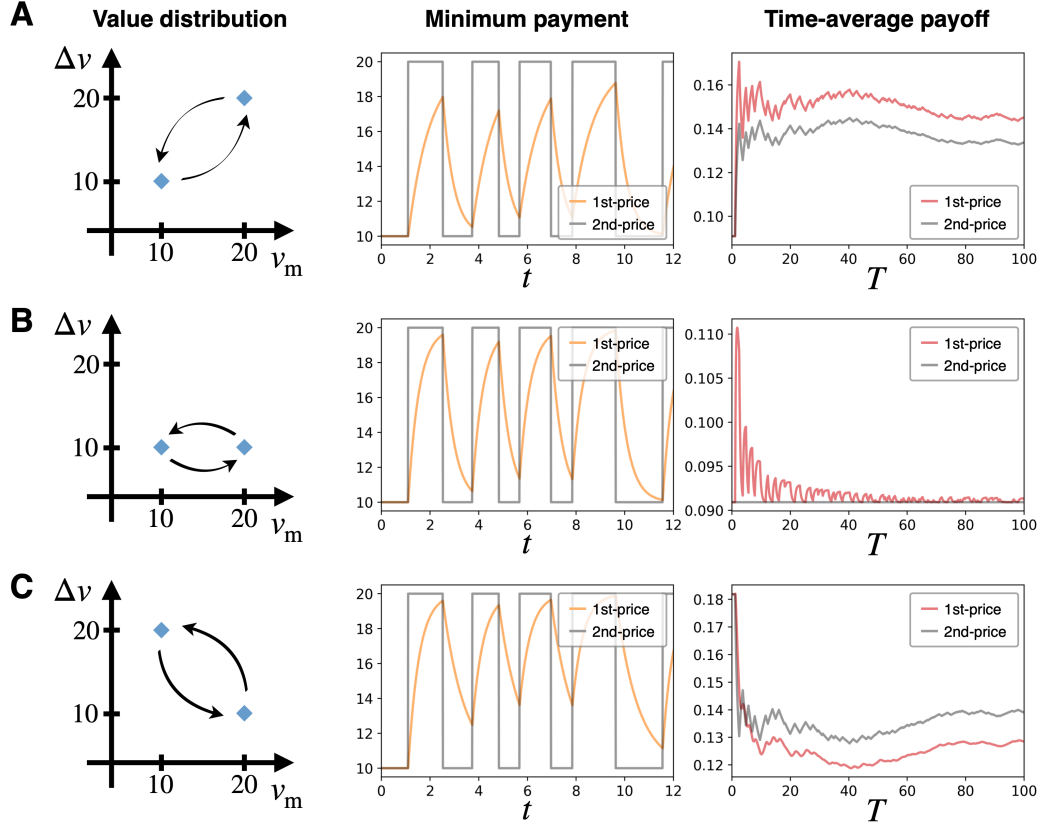


Fig. 2. The experiments for periodic time-varying auctions. The left panels show the value distribution switch between two states. Here, note that the staying time is randomized in the range of $[0, 2]$. The center panels show the time series of the minimum payments in the first-price auction (x : orange) and in the second-price auction (v_m : gray). The right panels show the time series of the time-average payoffs in the first-price auction ($w^\dagger(x)$: red) and in the second-price auction (w^* : gray) within the range of $0 \leq t \leq T$. In all the experiments, we set the population as $n = 10$, the Runge-Kutta fourth-order method of Eq. (8) with the step size of 10^{-3} and accelerated by the learning rate of 2×10^3 . Case A considers $v \in \{(10, 20), (20, 40)\}$ in Def. 1, Case B does $v \in \{(10, 20), (20, 30)\}$, and Case C does $v \in \{(10, 30), (20, 30)\}$.

PROOF. We denote the interval of the value distribution as $\Delta v_c := \Delta v^{(1)} = \dots = \Delta v^{(K)}$. Eq. (18) is derived as

$$\bar{w}^\dagger - \bar{w}^* = \alpha \Delta v_c \lim_{T \rightarrow \infty} \frac{1}{T} \int_0^T \dot{x} dt = \alpha \Delta v_c \lim_{T \rightarrow \infty} \frac{[x]_{t=0}^T}{T} = 0, \quad (19)$$

which immediately leads to the time-average revenue equivalence, i.e., $\bar{w}^\dagger = \bar{w}^*$. \square

Necessity of monotonicity: We used the monotonic relationship between v_m and Δv in Thm. 1 and 2. This monotonicity might look like a too strong assumption, but it is necessary to obtain the direction of revenue inequivalence. In Appendix E, we show the necessity of this monotonicity by providing a counterexample where the direction of revenue equivalence cannot be determined. Interestingly, the direction of the inequivalence can be reversed depending on the cycle direction of state transition, even though both the possible states and the staying time at each state are the same.

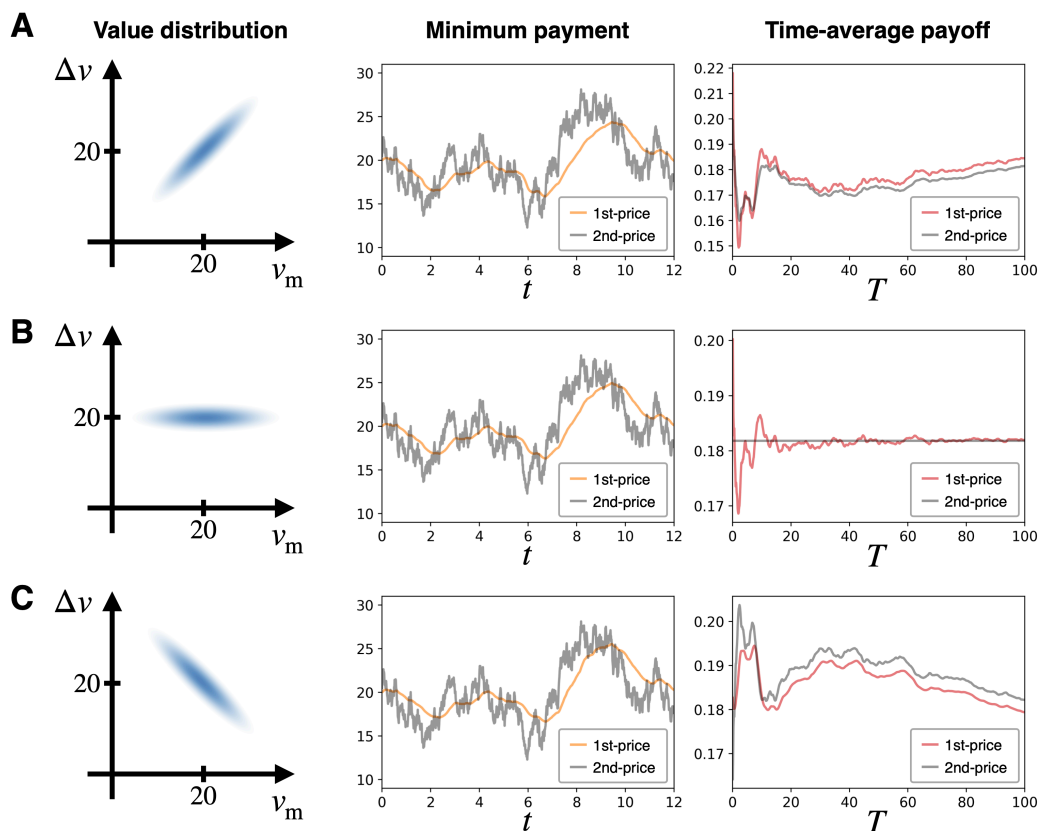


Fig. 3. The experiments for random time-varying auctions. The left panels show the stationary distribution of the value distribution generated by Eqs. (20). The center panels show the time series of the minimum payments in the first-price auction (x : orange) and in the second-price auction (v_m : gray). The right panels show the time series of the time-average payoffs in the first-price auction ($w^\dagger(x)$: red) and in the second-price auction (w^* : gray) within the range of $0 \leq t \leq T$. The methods and parameters for all the experiments are the same as Fig. 2. In all Cases A-C, we set $(\bar{v}_m, \bar{v}_M) = (20, 40)$. Case A considers $(a_m, a_M) = (5, 10)$ in Eqs. (20), Case B does $(a_m, a_M) = (5, 5)$, and Case C does $(a_m, a_M) = (5, 0)$.

7 Experiment

We now see the breaking of revenue equivalence by numerical calculation for possible situations. First, Fig. 2 shows periodic time-varying of the value distribution, as seen in Fig. 1-A. Here, however, we consider a situation where the value distribution switches between two states ($K = 2$ under Def. 1) with random staying times, as a more difficult case than Fig. 1-A. Next, Fig. 3 shows the random environment of Fig. 1-B. Although this environment is beyond Def. 1 in the sense that value distribution takes continuous states, the above theorems are still valid.

7.1 Two-State Model

In Fig. 2, Case A considers that v_m and Δv positively correlate in the time-varying value distribution. The minimum payment in the first-price auction tends to be small. Thm. 1 is applicable to this case, and bidders receive a higher time-average payoff in the first-price auction than in the second-price auction. Next, Case B considers that Δv is constant

in the time-varying value distribution. Thus, Thm. 3 is applicable, and the time-average revenue equivalence holds. Finally, Case C considers that v_m and Δv negatively correlate. The minimum payment in the first-price auction tends to be large. Thm. 2 is applicable to this case, and bidders receive a lower time-average payoff in the first-price auction than in the second-price auction.

7.2 Langevin Equation Model

We also consider a situation where v_m and v_M stochastically vary following the Langevin equations;

$$\dot{v}_m = -(v_m - \bar{v}_m) + a_m \eta, \quad \dot{v}_M = -(v_M - \bar{v}_M) + a_M \eta. \quad (20)$$

Here, note that both \dot{v}_m and \dot{v}_M has the same noise term ($\eta \sim \mathcal{N}(0, 1)$) but with different intensities ($a_m > 0$ and $a_M > 0$). The first terms in Eqs. (20) represent the restoring force to the original point of (\bar{v}_m, \bar{v}_M) . Now, Case A considers $a_m < a_M$, meaning that v_m and Δv positively correlate in the time-varying value distribution. Thus, the time-average payoff is larger in the first-price auction than in the second-price auction. Next, Case B considers $a_m = a_M$, meaning that Δv is constant. Thus, the time-average payoff in the first-price auction converges to that in the second-price auction with time, showing the time-average revenue equivalence. Last, Case C considers $a_m > a_M$, meaning that v_m and Δv negatively correlate. Thus, the time-average payoff is smaller in the first-price auction than in the second-price auction.

8 Conclusion

This study tackled the problem of time-varyingness in auctions under symmetric bidders and private and independent values which are uniformly distributed. In first-price auctions, the bidders must learn their bidding strategies as the value distribution varies with time. In second-price auctions, however, truthful bidding is robustly optimal regardless of such time-varyingness. The process through which each bidder learns their bidding is formulated as the adaptive dynamics. In the process, all the bidders homogeneously update their strategies by following the gradient descent-ascent. Interestingly, we showed the breaking of revenue equivalence between first-price and second-price auctions. Theoretically, we derived the strict inequivalence when there is monotonicity between v_m (the minimum value) and Δv (the interval of the value distribution), parameters characterizing the value distribution. Experimentally, we demonstrated the breaking of revenue equivalence in possible real-world situations, such as periodic or random environments.

This study has various potential for development. One of the possible extensions is to remove some of the assumptions. For example, this study assumed that the value of an item follows some uniform distribution, and thus the strategy of each bidder is described by a free parameter x . However, it is significant to generalize the value distribution, where another expression of the strategy is required, such as the policy form [3]. Similarly, it would be important to remove the assumptions of symmetric bidders or private and independent values. Regardless of these extensibilities, the phenomenology that this study discovered, i.e., the breaking of revenue equivalence due to time-varying auctions, will provide a theoretical basis in these future directions.

References

- [1] Ioannis Anagnostides, Ioannis Panageas, Gabriele Farina, and Tuomas Sandholm. 2023. On the convergence of no-regret learning dynamics in time-varying games. In *NeurIPS*. 16367–16405.
- [2] Susan Athey. 2001. Single crossing properties and the existence of pure strategy equilibria in games of incomplete information. *Econometrica* 69, 4 (2001), 861–889.
- [3] Martin Bichler, Max Fichtl, and Matthias Oberlechner. 2023. Computing Bayes–Nash equilibrium strategies in auction games via simultaneous online dual averaging. *Operations Research* (2023).

- [4] Christian Borgs, Jennifer Chayes, Nicole Immorlica, Kamal Jain, Omid Etesami, and Mohammad Mahdian. 2007. Dynamics of bid optimization in online advertisement auctions. In *WWW*. 531–540.
- [5] Roberto Burguet and József Sákovics. 1999. Imperfect competition in auction designs. *International Economic Review* 40, 1 (1999), 231–247.
- [6] Harrison Cheng. 2006. Ranking sealed high-bid and open asymmetric auctions. *Journal of Mathematical Economics* 42, 4-5 (2006), 471–498.
- [7] Xiaotie Deng, Xinyan Hu, Tao Lin, and Weiqiang Zheng. 2022. Nash convergence of mean-based learning algorithms in first price auctions. In *WWW*. 141–150.
- [8] Ulf Dieckmann and Richard Law. 1996. The dynamical theory of coevolution: a derivation from stochastic ecological processes. *Journal of Mathematical Biology* 34 (1996), 579–612.
- [9] Yi Feng, Hu Fu, Qun Hu, Ping Li, Ioannis Panageas, Xiao Wang, et al. 2023. On the last-iterate convergence in time-varying zero-sum games: Extra gradient succeeds where optimism fails. In *NeurIPS*. 21933–21944.
- [10] Yi Feng, Ping Li, Ioannis Panageas, and Xiao Wang. 2024. Last-iterate Convergence Separation between Extra-gradient and Optimism in Constrained Periodic Games. In *UAI*.
- [11] Tanner Fiez, Ryann Sim, Stratis Skoulakis, Georgios Piliouras, and Lillian Ratliff. 2021. Online learning in periodic zero-sum games. In *NeurIPS*, Vol. 34. 10313–10325.
- [12] Yuma Fujimoto, Kaito Ariu, and Kenshi Abe. 2024. Synchronization behind Learning in Periodic Zero-Sum Games Triggers Divergence from Nash equilibrium. *arXiv preprint arXiv:2408.10595* (2024).
- [13] Shumpei Goke, Gabriel Y Weintraub, Ralph A Mastromonaco, and Samuel S Seljan. 2022. Bidders’ Responses to Auction Format Change in Internet Display Advertising Auctions. In *EC*. 295–295.
- [14] James H Griesmer, Richard E Levitan, and Martin Shubikt. 1967. Toward a study of bidding processes part IV-games with unknown costs. *Naval Research Logistics Quarterly* 14, 4 (1967), 415–433.
- [15] Wenshuo Guo, Michael Jordan, and Ellen Vitercik. 2022. No-regret learning in partially-informed auctions. In *ICML*. PMLR, 8039–8055.
- [16] Yanjun Han, Tsachy Weissman, and Zhengyuan Zhou. 2024. Optimal no-regret learning in repeated first-price auctions. *Operations Research* (2024).
- [17] Josef Hofbauer and Karl Sigmund. 1990. Adaptive dynamics and evolutionary stability. *Applied Mathematics Letters* 3, 4 (1990), 75–79.
- [18] Yoav Kolumbus and Noam Nisan. 2022. Auctions between regret-minimizing agents. In *WWW*. 100–111.
- [19] Vijay Krishna. 2009. *Auction theory*. Academic press.
- [20] Bernard Lebrun. 1996. Existence of an equilibrium in first price auctions. *Economic Theory* 7 (1996), 421–443.
- [21] Eric Maskin and John Riley. 2000. Asymmetric auctions. *The Review of Economic Studies* 67, 3 (2000), 413–438.
- [22] Eric Maskin and John Riley. 2000. Equilibrium in sealed high bid auctions. *The Review of Economic Studies* 67, 3 (2000), 439–454.
- [23] R Preston McAfee. 1993. Mechanism design by competing sellers. *Econometrica* (1993), 1281–1312.
- [24] Roger B Myerson. 1981. Optimal auction design. *Mathematics of operations research* 6, 1 (1981), 58–73.
- [25] Noam Nisan, Michael Schapira, Gregory Valiant, and Aviv Zohar. 2011. Best-response auctions. In *EC*. 351–360.
- [26] Martin A Nowak and Karl Sigmund. 2004. Evolutionary dynamics of biological games. *Science* 303, 5659 (2004), 793–799.
- [27] Renato Paes Leme, Balasubramanian Sivan, and Yifeng Teng. 2020. Why do competitive markets converge to first-price auctions?. In *WWW*. 596–605.
- [28] Michael Peters and Sergei Severinov. 1997. Competition among sellers who offer auctions instead of prices. *Journal of Economic Theory* 75, 1 (1997), 141–179.
- [29] Michael Plum. 1992. Characterization and computation of Nash-equilibria for auctions with incomplete information. *International Journal of Game Theory* 20 (1992), 393–418.
- [30] Philip J Reny. 1999. On the existence of pure and mixed strategy Nash equilibria in discontinuous games. *Econometrica* 67, 5 (1999), 1029–1056.
- [31] Philip J Reny and Shmuel Zamir. 2004. On the existence of pure strategy monotone equilibria in asymmetric first-price auctions. *Econometrica* 72, 4 (2004), 1105–1125.
- [32] John G Riley and William F Samuelson. 1981. Optimal auctions. *The American Economic Review* 71, 3 (1981), 381–392.
- [33] Omid Motamedi Sedeh and Bakhtiar Ostadi. 2020. Optimization of bidding strategy in the day-ahead market by consideration of seasonality trend of the market spot price. *Energy Policy* 145 (2020), 111740.
- [34] William Vickrey. 1961. Counterspeculation, auctions, and competitive sealed tenders. *The Journal of finance* 16, 1 (1961), 8–37.
- [35] Mengxiao Zhang, Peng Zhao, Haipeng Luo, and Zhi-Hua Zhou. 2022. No-regret learning in time-varying zero-sum games. In *ICML*. 26772–26808.

Appendix

A Review: Revenue Equivalence Theorem

We consider that all the bidders use the same bidding strategy $b(v)$, which is a monotonically increasing function. Here, imagine that one bidder deviates from them and bids $b(v')$ when the bidder is offered the item of value v . In other words, when the item has the value of v , the bidder behaves as if the item has the value of v' . We denote the payoff of the bidder as $u(v', v)$, which is formulated as

$$u(v', v) = vP(v')^{n-1} - G(v'). \quad (\text{A1})$$

Here, we defined the expected payment as $G(v')$. Now, the gradient of $u(v', v)$ for v' is

$$\frac{\partial u(v', v)}{\partial v'} = v(n-1)p(v')P(v')^{n-2} - g(v'). \quad (\text{A2})$$

If $b(v)$ is the optimal strategy, $u(v', v)$ satisfies the extreme condition in $v' = v$ as

$$\left. \frac{\partial u(v', v)}{\partial v'} \right|_{v'=v} = 0 \quad (\text{A3})$$

$$\Leftrightarrow v(n-1)p(v)P(v)^{n-2} - f(v) = 0 \quad (\text{A4})$$

$$\Leftrightarrow f(v) = v(n-1)p(v)P(v)^{n-2} = v(n-1) \frac{1}{v_M - v_m} \left(\frac{v - v_m}{v_M - v_m} \right)^{n-2}. \quad (\text{A5})$$

Considering $F(v_m) = 0$, we obtain

$$G(v) = G(v_m) + \int_{v_m}^v g(v') dv' \quad (\text{A6})$$

$$= (n-1) \int_{v_m}^v \left(\frac{v' - v_m}{v_M - v_m} \right)^{n-1} + \frac{v_m}{v_M - v_m} \left(\frac{v' - v_m}{v_M - v_m} \right)^{n-2} dv' \quad (\text{A7})$$

$$= P(v)^{n-1} \left(\frac{n-1}{n} (v - v_m) + v_m \right). \quad (\text{A8})$$

Here, recall that the bidder offered the item of value v wins with the probability of $P(v)^{n-1}$. Under the condition that the bidder wins, the conditional expected payment is defined as $f(v) := G(v)/P(v)^{n-1}$;

$$f(v) = \frac{n-1}{n} (v - v_m) + v_m. \quad (\text{A9})$$

B Detailed Calculation Related to $w(x', x)$

This section shows the detailed calculation related to $w(x', x)$.

B.1 Derivation of Eq. (12)

First, we calculate Eq. (12). We define

$$b'(v') = b(\tilde{v}(v')) \Leftrightarrow \tilde{v}(v') = v' + \frac{1}{n-1} (x' - x). \quad (\text{A10})$$

In the following, we calculate Eq. (12) separately in the two cases of $x' \geq x$ and $x' < x$.

Case 1 ($x' \geq x$): First, we consider the case of $x' \geq x$. By using v_M^- such that $\tilde{v}(v_M^-) = v_M$ as

$$v_M^- := v_M - \frac{1}{n-1}(x' - x), \quad (\text{A11})$$

we describe $w(x', x)$ as

$$w(x', x) = \int_{v_m}^{v_M} (v' - b'(v'))p(v')P(\min\{\tilde{v}(v'), v_M\})^{n-1} dv' \quad (\text{A12})$$

$$= \int_{v_m}^{v_M^-} (v' - b'(v'))p(v')P(\tilde{v}(v'))^{n-1} dv' + \int_{v_M^-}^{v_M} (v' - b'(v'))p(v')1^{n-1} dv', \quad (\text{A13})$$

$$= \frac{1}{n} \frac{1}{(v_M - v_m)^n} \int_{v_m}^{v_M^-} (v' - x')\{(v' - v_m) + (v_M - v_M^-)\}^{n-1} dv' + \frac{1}{n} \frac{1}{v_M - v_m} \int_{v_M^-}^{v_M} (v' - x') dv'. \quad (\text{A14})$$

Thus, the gradient of $w(x', x)$ for x' is

$$\left. \frac{\partial w(x', x)}{\partial x'} \right|_{x'=x} = \frac{1}{n} \frac{1}{(v_M - v_m)^n} \int_{v_m}^{v_M^-} -\{(v' - v_m) + (v_M - v_M^-)\}^{n-1} - \frac{\partial v_M^-}{\partial x'} (n-1)(v' - x')\{(v' - v_m) + (v_M - v_M^-)\}^{n-2} dv' \quad (\text{A15})$$

$$- \frac{1}{n} \frac{1}{v_M - v_m} \int_{v_M^-}^{v_M} 1 dv' \Big|_{x'=x} \quad (\text{A16})$$

$$= \frac{1}{n} \frac{1}{(v_M - v_m)^n} \int_{v_m}^{v_M} -(v' - v_m)^{n-1} + (v' - x)(v' - v_m)^{n-2} dv' \quad (\text{A17})$$

$$= \frac{1}{n} \frac{1}{(v_M - v_m)^n} \int_{v_m}^{v_M} -(x - v_m)(v' - v_m)^{n-2} dv' \quad (\text{A18})$$

$$= -\frac{1}{n(n-1)} \frac{x - v_m}{v_M - v_m}. \quad (\text{A19})$$

Case 2 ($x' < x$): On the other hand, we consider the case of $x' < x$. By using v_m^+ such that $\tilde{v}(v_m^+) = v_m$ as

$$v_m^+ = v_m + \frac{1}{n-1}(x - x'), \quad (\text{A20})$$

we describe $w(x', x)$ as

$$w(x', x) = \int_{v_m}^{v_M} (v' - b'(v'))p(v')P(\max\{\tilde{v}(v'), v_m\})^{n-1} dv' \quad (\text{A21})$$

$$= \int_{v_m^+}^{v_M} (v' - b'(v'))p(v')P(\tilde{v}(v'))^{n-1} dv' \quad (\text{A22})$$

$$= \frac{1}{n} \frac{1}{(v_M - v_m)^n} \int_{v_m^+}^{v_M} (v' - x')(v' - v_m^+)^{n-1} dv'. \quad (\text{A23})$$

Thus, the gradient of $w(x', x)$ for x' is

$$\left. \frac{\partial w(x', x)}{\partial x'} \right|_{x'=x} = \frac{1}{n} \frac{1}{(v_M - v_m)^n} \int_{v_m^+}^{v_M} -(v' - v_m^+)^{n-1} - \frac{\partial v_m^+}{\partial x'} (n-1)(v' - x')(v' - v_m^+)^{n-2} dv' \Big|_{x'=x} \quad (\text{A24})$$

$$= \frac{1}{n} \frac{1}{(v_M - v_m)^n} \int_{v_m}^{v_M} -(v' - v_m)^{n-1} + (v' - x)(v' - v_m)^{n-2} dv' \quad (\text{A25})$$

$$= \frac{1}{n} \frac{1}{(v_M - v_m)^n} \int_{v_m}^{v_M} -(x - v_m)(v' - v_m)^{n-2} dv' \quad (\text{A26})$$

$$= -\frac{1}{n(n-1)} \frac{x - v_m}{v_M - v_m}. \quad (\text{A27})$$

In conclusion, because $\partial w(x', x)/\partial x'|_{x'=x}$ takes the same value in both the case 1 and 2, $w(x', x)$ is differentiable in $x' = x$.

B.2 Derivation of Eq. (13)

We also calculate Eq. (13) as

$$w^\dagger(x) = w(x, x) \quad (\text{A28})$$

$$= \frac{1}{n} \frac{1}{(v_M - v_m)^n} \int_{v_m}^{v_M} (v_i - x)(v_i - v_m)^{n-1} dv_i \quad (\text{A29})$$

$$= \frac{1}{n} \frac{1}{(v_M - v_m)^n} \int_{v_m}^{v_M} (v_i - v_m)^n - (x - v_m)(v_i - v_m)^{n-1} dv_i \quad (\text{A30})$$

$$= \frac{1}{n(n+1)} (v_M - v_m) - \frac{1}{n^2} (x - v_m). \quad (\text{A31})$$

C Proof of Thm. 1

Let $\Omega = [0, T]$ denote the whole interval of integration. Furthermore, we divide Ω into two subsets: Ω^+ such that $\dot{x} \geq 0$ for $t \in \Omega^+$ and Ω^- such that $\dot{x} < 0$ for $t \in \Omega^-$. Here, $\Omega = \Omega^+ \cup \Omega^-$ trivially holds.

We also define $\tilde{k}(x)$ such that $v_m^{(\tilde{k}(x))} \leq x \leq v_m^{(\tilde{k}(x)+1)}$. For $t \in \Omega^+$, we obtain

$$\Delta v \dot{x} dt \geq \Delta v^{(\tilde{k}(x)+1)} dx, \quad (\text{A32})$$

meaning that when x increases (i.e., $\dot{x} \geq 0 \Leftrightarrow dx \geq 0$), $\Delta v \dot{x} dt$ is bounded from below in minimum Δv such that $\dot{x} \propto -(x - v_m) > 0 \Leftrightarrow x < v_m$. On the other hand, for $t \in \Omega^-$, we obtain

$$\Delta v \dot{x} dt \geq \Delta v^{(\tilde{k}(x))} dx, \quad (\text{A33})$$

meaning that when x decreases (i.e., $\dot{x} < 0 \Leftrightarrow dx < 0$), $\Delta v \dot{x} dt$ is bounded from below in maximum Δv such that $\dot{x} \propto -(x - v_m) \leq 0 \Leftrightarrow x \geq v_m$.

Now, we obtain

$$\int_{\Omega} \Delta v \dot{x} dt = \int_{\Omega^+} \Delta v \dot{x} dt + \int_{\Omega^-} \Delta v \dot{x} dt \quad (\text{A34})$$

$$\geq \int_{x(\Omega^+)} \Delta v^{(\tilde{k}(x)+1)} dx + \int_{x(\Omega^-)} \Delta v^{(\tilde{k}(x))} dx \quad (\text{A35})$$

$$= \frac{1}{2} \left(\int_{x(\Omega^+)} \Delta v^{(\tilde{k}(x)+1)} dx - \int_{x(\Omega^-)} \Delta v^{(\tilde{k}(x)+1)} dx \right) + \frac{1}{2} \left(\int_{x(\Omega^-)} \Delta v^{(\tilde{k}(x))} dx - \int_{x(\Omega^+)} \Delta v^{(\tilde{k}(x))} dx \right) + O(1) \quad (\text{A36})$$

$$= \frac{1}{2} \left(\int_{x(\Omega^+)} (\Delta v^{(\tilde{k}(x)+1)} - \Delta v^{(\tilde{k}(x))}) dx - \int_{x(\Omega^-)} (\Delta v^{(\tilde{k}(x)+1)} - \Delta v^{(\tilde{k}(x))}) dx \right) + O(1) \quad (\text{A37})$$

$$= \frac{1}{2} \left(\int_{x(\Omega^+)} (\Delta v^{(\tilde{k}(x)+1)} - \Delta v^{(\tilde{k}(x))}) |dx| + \int_{x(\Omega^-)} (\Delta v^{(\tilde{k}(x)+1)} - \Delta v^{(\tilde{k}(x))}) |dx| \right) + O(1) \quad (\text{A38})$$

$$\geq \frac{1}{2} \left(\min_k (\Delta v^{(k+1)} - \Delta v^{(k)}) \right) \left(\int_{x(\Omega^+)} |dx| + \int_{x(\Omega^-)} |dx| \right) + O(1) \quad (\text{A39})$$

$$= \frac{1}{2} \left(\min_k (\Delta v^{(k+1)} - \Delta v^{(k)}) \right) \int_{x(\Omega)} |dx| + O(1). \quad (\text{A40})$$

In Eq. (A34), we divided the interval of integral, i.e., $\Omega = \Omega^+ \cup \Omega^-$. In Eq. (A35), we used Eqs. (A32) and (A33). In Eq. (A36), we used Lem. 1 twice; For $h(x) = \Delta v^{(\tilde{k}(x)+1)}$, the lemma shows

$$\int_{x(\Omega^+)} \Delta v^{(\tilde{k}(x)+1)} dx = \frac{1}{2} \left(\int_{x(\Omega^+)} \Delta v^{(\tilde{k}(x)+1)} dx - \int_{x(\Omega^-)} \Delta v^{(\tilde{k}(x)+1)} dx \right) + O(1), \quad (\text{A41})$$

while for $h(x) = \Delta v^{(\tilde{k}(x))}$, the lemma also shows

$$\int_{x(\Omega^-)} \Delta v^{(\tilde{k}(x))} dx = \frac{1}{2} \left(\int_{x(\Omega^-)} \Delta v^{(\tilde{k}(x))} dx - \int_{x(\Omega^+)} \Delta v^{(\tilde{k}(x))} dx \right) + O(1). \quad (\text{A42})$$

Here, we remark that $h(x)$ is trivially bounded for both $h(x) = \Delta v^{(\tilde{k}(x)+1)}$, $\Delta v^{(\tilde{k}(x))}$.

Finally, the payoffs of first-price (\bar{w}^\dagger) and second-price (\bar{w}^*) auctions are evaluated as

$$\bar{w}^\dagger - \bar{w}^* = \alpha \lim_{T \rightarrow \infty} \frac{1}{T} \int_0^T \Delta v \dot{x} dt \quad (\text{A43})$$

$$\geq \alpha \lim_{T \rightarrow \infty} \frac{1}{T} \left\{ \frac{1}{2} \left(\min_k (\Delta v^{(k+1)} - \Delta v^{(k)}) \right) \int_{x(\Omega)} |dx| + O(1) \right\} \quad (\text{A44})$$

$$= \frac{1}{2} \alpha \left(\min_k (\Delta v^{(k+1)} - \Delta v^{(k)}) \right) \underbrace{\lim_{T \rightarrow \infty} \frac{1}{T} \int_{x(\Omega)} |dx|}_{\text{time-average path length}}. \quad (\text{A45})$$

In conclusion, we obtain $\bar{w}^\dagger > \bar{w}^*$.

LEMMA 1 (EQUIVALENCE BETWEEN TOTAL ASCENT AND DESCENT). *We assume that $h(x) > 0$ is an arbitrary function, but its integral, i.e., $h(x)$, is bounded. It is satisfied that*

$$\int_{x(\Omega^+)} h(x) dx = - \int_{x(\Omega^-)} h(x) dx + O(1). \quad (\text{A46})$$

PROOF. First, we obtain

$$\int_{x(\Omega)} h(x) dx = [h(x)]_{x(\Omega)} = H(x(T)) - H(x(0)) = O(1). \quad (\text{A47})$$

Using this we prove

$$\int_{x(\Omega^+)} h(x) dx = \int_{x(\Omega)} h(x) dx - \int_{x(\Omega^-)} h(x) dx = - \int_{x(\Omega^-)} h(x) dx + O(1). \quad (\text{A48})$$

By these equations, we obtain Eq. (A46).

This lemma is intuitively interpreted as follows. For the time series of x that oscillates sufficiently many times, the total distance of the ascent of h (i.e., the LHS in Eq. (A46)) is almost equal to that of the descent of h (i.e., the RHS in Eq. (A46)). \square

D Example of Two-State Transition

This section is dedicated to strictly deriving $\bar{w}^\dagger - \bar{w}^*$ as an exercise to follow the proof of Thm. 1.

Let $\Omega = [0, T]$ denote the whole interval of integration. We divide this interval by $0 = t_0^- \leq t_1^+ < t_1^- < \dots < t_L^+ \leq t_L^- = T$ without the loss of generality. Here, we consider that x takes its local maximum at the times of t_l^+ , while it takes its local minimum at the times of t_l^- . Then, we can divide Ω into two subsets, Ω^+ and Ω^- , as

$$\Omega^+ := \bigcup_{l=1}^L [t_{l-1}^-, t_l^+], \quad \Omega^- := \bigcup_{l=1}^L (t_l^+, t_l^-). \quad (\text{A49})$$

Next, for $t \in \Omega^+$, we obtain

$$\Delta v \dot{x} dt = \Delta v^{(2)} dx, \quad (\text{A50})$$

which corresponds to Eq. (A32). Here, however, note that by a special property in $K = 2$, the equality strictly holds; when x increases, $v = v^{(2)}$ holds since $v_m^{(1)} < v_m^{(2)}$ and $\dot{x} \propto -(x - v_m)$. For $t \in \Omega^-$, we also obtain

$$\Delta v \dot{x} dt = \Delta v^{(1)} dx, \quad (\text{A51})$$

which corresponds to Eq. (A33).

Furthermore, we explain the abused notation, $x(\Omega^+)$ and $x(\Omega^-)$. Let $x_l^+ := x(t_l^+)$ be the local maximum values and $x_l^- := x(t_l^-)$ be the local minimum values, and we can use more tractable expressions;

$$\int_{x(\Omega^+)} dx = \sum_{l=1}^L (x_l^+ - x_{l-1}^-), \quad \int_{x(\Omega^-)} dx = \sum_{l=1}^L (x_l^- - x_l^+). \quad (\text{A52})$$

We also show Lem. 1 in more tractable expressions;

$$\sum_{l=1}^L (x_l^+ - x_{l-1}^-) = \frac{1}{2} \left(\sum_{l=1}^L (x_l^+ - x_{l-1}^-) - \sum_{l=1}^L (x_l^- - x_l^+) \right) + \frac{1}{2} (x_l^- - x_0^-), \quad (\text{A53})$$

$$\sum_{l=1}^L (x_l^- - x_l^+) = \frac{1}{2} \left(\sum_{l=1}^L (x_l^- - x_l^+) - \sum_{l=1}^L (x_l^+ - x_{l-1}^-) \right) + \frac{1}{2} (x_l^- - x_0^-), \quad (\text{A54})$$

where the last term is obviously $O(1)$.

To summarize the above, we obtain

$$\int_{\Omega} \Delta v \dot{x} dt = \int_{\Omega^+} \Delta v \dot{x} dt + \int_{\Omega^-} \Delta v \dot{x} dt \quad (\text{A55})$$

$$= \Delta v^{(2)} \sum_{l=1}^L (x_l^+ - x_{l-1}^-) + \Delta v^{(1)} \sum_{l=1}^L (x_l^- - x_l^+) \quad (\text{A56})$$

$$= \Delta v^{(2)} \frac{1}{2} \left(\sum_{l=1}^L (x_l^+ - x_{l-1}^-) - \sum_{l=1}^L (x_l^- - x_l^+) \right) + \Delta v^{(1)} \frac{1}{2} \left(\sum_{l=1}^L (x_l^- - x_l^+) - \sum_{l=1}^L (x_l^+ - x_{l-1}^-) \right) + O(1) \quad (\text{A57})$$

$$= (\Delta v^{(2)} - \Delta v^{(1)}) \frac{1}{2} \left(\sum_{l=1}^L |x_l^+ - x_{l-1}^-| + \sum_{l=1}^L |x_l^- - x_l^+| \right) + O(1) \quad (\text{A58})$$

$$= \frac{1}{2} (\Delta v^{(2)} - \Delta v^{(1)}) \int_{x(\Omega)} |dx| + O(1). \quad (\text{A59})$$

In conclusion, we evaluate the time-average payoff as

$$\bar{w}^\dagger - \bar{w}^* = \alpha \lim_{T \rightarrow \infty} \frac{1}{T} \int_0^T \Delta v \dot{x} dt \quad (\text{A60})$$

$$= \frac{1}{2} \alpha (\Delta v^{(2)} - \Delta v^{(1)}) \underbrace{\lim_{T \rightarrow \infty} \frac{1}{T} \int_{x(\Omega)} |dx|}_{\text{time-average path length}}. \quad (\text{A61})$$

Notably, the difference in the time-average payoffs between first-price and second-price auctions is strictly given, as different from the lower bound in Eq. (A45).

E Necessity of Monotonicity

We used the monotonic relationship between v_m and Δv in Thm. 1 and 2. This monotonicity might look like a too strong assumption, but it is necessary to obtain the direction of revenue inequivalence. To show the necessity of monotonicity, this section introduces a counterexample where the direction of revenue inequivalence cannot be determined only by the value distribution. Fig. 1 shows the experiments for the counterexample of $K = 4$ -state model in Def. 1 which is given by the coupling of two minimum values ($v_m^{(-)} = 10, v_m^{(+)} = 20$) and two value intervals ($\Delta v^{(-)} = 10, \Delta v^{(+)} = 20$). In other words, $\mathbf{v} \in \{\mathbf{v}^{(-,-)}, \mathbf{v}^{(-,+)}, \mathbf{v}^{(+,-)}, \mathbf{v}^{(+,+)}\}$ where $\mathbf{v}^{(-,-)} = (v_m^{(-)}, v_m^{(-)} + \Delta v^{(-)}) = (10, 20)$, $\mathbf{v}^{(-,+)} = (v_m^{(-)}, v_m^{(-)} + \Delta v^{(+)}) = (10, 30)$, $\mathbf{v}^{(+,-)} = (v_m^{(+)}, v_m^{(+)} + \Delta v^{(-)}) = (20, 30)$, and $\mathbf{v}^{(+,+)} = (v_m^{(+)}, v_m^{(+)} + \Delta v^{(+)}) = (20, 40)$, which does not satisfy the monotonicity obviously. In this example, we consider two cases of cyclic transitions: the cycle $\mathbf{v}^{(-,-)} \rightarrow \mathbf{v}^{(-,+)} \rightarrow \mathbf{v}^{(+,+)} \rightarrow \mathbf{v}^{(+,-)} \rightarrow \mathbf{v}^{(-,-)} \rightarrow \dots$ in Case A, whereas its reversed cycle $\mathbf{v}^{(-,-)} \rightarrow \mathbf{v}^{(+,-)} \rightarrow \mathbf{v}^{(+,+)} \rightarrow \mathbf{v}^{(-,+)} \rightarrow \mathbf{v}^{(-,-)} \rightarrow \dots$ in Case B. Interestingly, the direction of revenue equivalence is different between these two cases, even though both the possible states and the staying time at each state are the same.

One of our key findings is that $\bar{w}^\dagger - \bar{w}^*$ is bounded by the travel distance dx in a moment (see Eqs. (A32) and (A33)). This dx obviously depends on the non-equilibrium of x , i.e., $x - v_m$. In other words, the value of Δv immediately after v_m switched, where x is highly non-equilibrium, is dominant in determining the direction of revenue inequivalence. Now focus on Case A, in which Δv takes $\Delta v^{(-)}$ immediately after v_m switches to $v_m^{(-)}$, while Δv takes $\Delta v^{(+)}$ immediately after v_m switches to $v_m^{(+)}$. Thus, this can be approximately regarded as the transition between $\mathbf{v}^{(-,-)}$ and $\mathbf{v}^{(+,+)}$. Case A in Fig. 1 is similar to Case A in Fig. 2. Next focus on Case B, in which Δv takes $\Delta v^{(+)}$ immediately after v_m switches to

$v_m^{(-)}$, while Δv takes $\Delta v^{(-)}$ immediately after v_m switches to $v_m^{(+)}$. Thus, this can be approximately regarded as the transition between $v^{(-,+)}$ and $v^{(+,-)}$. Case B in Fig. 1 is similar to Case C in Fig. 2.

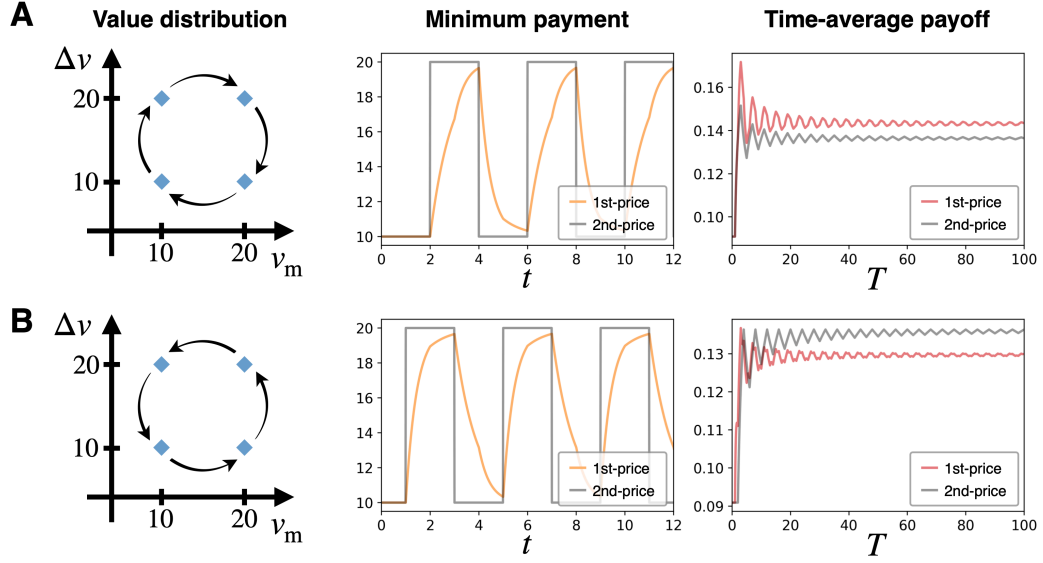


Fig. 1. The experiments for a counterexample in which it cannot be determined whether bidders receive higher expected payoffs in the first-price auction than in the second-price auction. How to see each panel is the same as Fig. 2. The methods and parameters for all the experiments are the same as Fig. 2. Both Cases A and B consider the same set of the value distributions $\mathbf{v} \in \{\mathbf{v}^{(-,-)}, \mathbf{v}^{(-,+)}, \mathbf{v}^{(+,-)}, \mathbf{v}^{(+,+)}\}$ in Def. 1, where we defined $\mathbf{v}^{(-,-)} := (10, 20)$, $\mathbf{v}^{(-,+)} := (10, 30)$, $\mathbf{v}^{(+,-)} := (20, 30)$, and $\mathbf{v}^{(+,+)} := (20, 40)$. Case A considers the cyclic transition of $\mathbf{v}^{(-,-)} \rightarrow \mathbf{v}^{(-,+)} \rightarrow \mathbf{v}^{(+,-)} \rightarrow \mathbf{v}^{(+,+)} \rightarrow \mathbf{v}^{(-,-)} \dots$, while Case B considers the reversed transition of $\mathbf{v}^{(-,-)} \rightarrow \mathbf{v}^{(+,-)} \rightarrow \mathbf{v}^{(+,+)} \rightarrow \mathbf{v}^{(-,+)} \rightarrow \mathbf{v}^{(-,-)} \dots$.