

Search Prominence with Costly Product Returns

Sanxi Li*

Jun Yu[†]Mingsheng Zhang[‡]

October 10, 2024

Abstract

Search prominence may have a detrimental impact on a firm's profits in the presence of costly product returns. We analyze the impact of search prominence on firm profitability in a duopoly search model, considering the presence of costly product returns. Consumer match values are assumed to be independently and identically distributed across the two products. Our results show that the non-prominent firm benefits from facing consumers with relatively low match values for the prominent firm's products, thus avoiding costly returns. When return costs are sufficiently high, the prominent firm may earn lower profits than its non-prominent competitor. This outcome holds under both price exogeneity and price competition. Furthermore, the profitability advantage of prominence diminishes as return costs increase. Platforms that maximize ad revenue should consider retaining positive return cost for consumers rather than fully passing it on to firms. For e-commerce platforms, it is crucial to align product return policies with broader management objectives to optimize firm profitability.

Keywords: Consumer Search; Search Cost; Prominence; Product Return; Return Cost

JEL Classification Number: D8, L1

*Corresponding author. School of Economics, Renmin University of China, Beijing, 100872, China. sanxi@ruc.edu.cn

[†]Corresponding author. School of Economics, Shanghai University of Finance and Economics; Key Laboratory of Mathematical Economics (SUFEC), Ministry of Education, Shanghai 200433, China

[‡]School of Economics, Renmin University of China, Beijing, 100872, China. mingsheng.zhang@ruc.edu.cn

1 Introduction

Advertising and product return policies are two of the critical management strategies for e-commerce platforms (Petersen and Kumar 2009). Advertising is typically managed by adjusting the order in which products are displayed on the platform (Varian 2007). When a product is shown in a prominent position, consumers are more likely to search for it first, leading to increased demand and higher profits for the firm (Armstrong et al. 2009). As a result, firms have strong incentives to invest in securing these prominent display positions, and platforms benefit from these investments through advertising mechanisms such as auctions, contests, and other strategies. More specifically, platforms use concrete methods to create search prominence based on firms' advertising investments. On a search page, products are usually listed in a particular order, and consumers tend to scroll through these products sequentially. Therefore, the platform can place the product with the highest advertising investment at the top of the list. Additionally, the platform can enhance search prominence for top-investing firms through prioritized recommendations and prominent displays. According to Statista, digital ad revenues surged to over \$667 billion in 2022, making it one of the platforms' most significant revenue streams.¹

Product return policies are another crucial management strategy for e-commerce platforms (Wood 2001; Ofek et al. 2011). In many countries, accepting returns and offering refunds has become a standard practice. For instance, in China, the *Consumer Rights Protection Law* and the *Provisional Measures for the Seven-Day No-Reason Return of Goods Purchased Online* grant consumers the right to return goods within seven days of purchase, provided the items are in acceptable condition and meet integrity standards. In the European Union, consumers are allowed up to 14 days to return goods unconditionally after online purchases. In the United States, while there is no unified law mandating unconditional returns, major e-commerce platforms such as Amazon offer free return services for qualifying products. Globally, the e-commerce industry handles approximately \$550 billion in returns each year, incurring nearly \$50 billion in associated costs.²

Some real-world practices of e-commerce platforms suggest a correlation between advertising strategies and product return policies. Take Taobao and Tmall as examples. These platforms previously required firms to purchase product return shipping insurance during promotional events. This approach shifted the cost of returns from consumers to firms, as the insurance, paid for by

firms, would compensate consumers if a return occurred (Zhang et al. 2022). The goal was to attract consumers by reducing their return burden. However, in June 2024, several firms declined to participate in the 618 Shopping Festival organized by these platforms.³ During the 618 promotion event, firms participating in the promotion can receive more traffic distributed by the platform, while merchants not participating will see a significant decrease in traffic. However, several firms have stated that if they participate in the platform’s promotional activities, they will experience a surge in return rates while gaining traffic, making it difficult to achieve the expected economic benefits, thus refusing to participate in the promotional activities.⁴ In response, Taobao and Tmall have introduced a “Return Treasure” service to help reduce return costs for firms. Additionally, they decoupled shipping insurance from promotions, no longer requiring firms to cover return shipping costs for consumers.⁵

This paper bridges the gap between an e-commerce platform’s advertising strategy and its product return policy. Using the traditional sequential search framework of Armstrong et al. (2009), we demonstrate that if a platform seeks to increase firms’ advertising incentives and maximize advertising revenue, it should reduce the firms’ product return costs. In some cases, the platform may even benefit from allocating positive return cost to consumers to enhance firms’ willingness to invest in advertising.

From an intuitive standpoint, the primary reason for returns and refunds is that consumers cannot fully assess a product’s value before purchasing and using it. If consumers are dissatisfied with their purchase, returns are likely to occur. In traditional consumer search models, such as Armstrong and Zhou (2016), consumers can accurately determine a product’s value after searching for it, without needing to make a purchase. However, in the context of online shopping, consumers often cannot discern the true value of a product during their search, making post-purchase returns more common. While platforms provide product information, consumers must still complete the purchase to fully understand the product’s value, as they cannot physically try or experience it beforehand. Thus, when analyzing search behavior in online shopping, it is crucial to account for potential returns rather than assuming that the search process alone allows consumers to fully gauge the value of a product.

We consider a market with two firms offering similar products at zero cost and a continuum of consumers searching for and purchasing these products. A consumer’s match value for the

two products is assumed to be independently and identically distributed. While searching reveals the product price, it does not reveal the match value, which is only realized after the product is purchased (Wood 2001). Consumers incur no search cost for the first product but must pay a fixed cost to search for the second product. Since match values are only known post-purchase, product returns occur after the purchase decision. In the main results of our model, we assume that firms bear the full cost of product returns, with consumers receiving a full refund upon returning products. We also examine the effect of shifting some of the return cost to consumers and analyze the platform’s incentive to allocate positive return cost to consumers.

Building on this setup, we examine the profits of the two firms under both exogenously set prices and price competition equilibrium, considering consumer search and return decisions. Our findings reveal that the prominent firm may actually earn lower profits. While the non-prominent firm faces reduced demand due to search costs, it can partially offset return costs by leveraging information revealed through the prominent firm’s experience, potentially gaining a competitive advantage. The key economic intuition is that consumers who choose to search for a second product are typically less satisfied with the first product’s match value, allowing the non-prominent firm to avoid the return costs from consumers who initially favored the prominent firm’s product. When return costs are high, the prominent firm’s losses from returns can outweigh the benefits of higher demand, resulting in a “Disadvantage of Prominence”, where the prominent firm earns lower profits. Furthermore, we find that as return costs increase, the extra profits earned by the prominent firm diminish, reducing its incentive to pay for prominence, which is termed the “Weak Disadvantage of Prominence”.

Beyond the main theoretical findings, our model offers practical managerial implications. First, for an advertising-driven platform that can allocate product return costs between consumers and merchants, it is preferable to leave a positive portion of the return costs with consumers. In other words, the platform should avoid fully shifting return costs onto firms by requiring them to purchase return shipping insurance or similar policies, which are commonly employed by major e-commerce platforms. Second, an e-commerce platform should align its product return policy with its broader management goals. Specifically, a platform focused on maximizing advertising revenue or industry profits should adopt a more lenient return policy toward merchants, aiming to reduce their return costs. Conversely, a platform that prioritizes consumer surplus or trading volume should implement

a stricter return policy as a tool for controlling prices.

The extension section broadens our main results by considering correlated match values and settings with observable prices. Through a stylized example, we show that correlated match values further amplify the “Disadvantage of Prominence” via a new direct mechanism. The intuition is that the correlation in match values provides more information to consumers, which reduces the likelihood of returns for the non-prominent firm. In the case of observable prices, where consumers can view product prices before initiating the search process, although it becomes more difficult to prove that the prominent firm’s profits are lower than those of the non-prominent firm, the “Weak Disadvantage of Prominence” remains apparent. Furthermore, this setting uncovers interesting pricing patterns driven by price transparency.

Related Literature. The relevant literature spans two key areas: advertising and product returns. Advertising has been extensively explored in the management and marketing literature (Vakratsas and Ambler 1999; Chen et al. 2009; Anderson and Renault 2013; Anderson and De Palma 2013; Joo et al. 2014; Xu et al. 2014; Chandra and Weinberg 2018; Shen and Miguel Villas-Boas 2018; Song 2024). One key approach to modeling advertising is treating it as a determinant of product display order, which is typically decided via auctions for ad positions, as shown by (Varian 2007; Edelman et al. 2007). Chen and He (2011) introduce the concept of “Paid Placement,” where advertisers bid for prominent display positions in keyword searches. Their model embeds auction-based ad positions into a consumer search framework, demonstrating that firms with more relevant products bid higher, thereby signaling relevance through their placement. Athey and Ellison (2011) examine similar auctions, focusing on incomplete information and auction design. Armstrong and Zhou (2011) analyze various methods firms use to gain prominence and their impact on market outcomes. More recently, Armstrong (2017) incorporated non-price advertising into a sequential consumer search model, which is closest to the current work.

Traditionally, consumer search models argue that firms with search prominence generally earn higher profits, motivating them to bid for the top position. Arbatskaya (2007) shows that firms with prominence can charge higher prices and earn more, regardless of price visibility. Armstrong et al. (2009) demonstrate that when there are infinitely many firms, prominence doesn’t affect market equilibrium but does increase profits for the prominent firm. When the number of firms is finite, prominent firms tend to set lower prices, increasing industry profits but reducing consumer surplus

and welfare. Armstrong and Zhou (2011) argue that firms earn higher profits with prominence, leading them to pay intermediaries or lower initial prices to secure search prominence. Rhodes (2011) find that even with low search costs, prominent firms still outperform others. Zhou (2011) concludes that prices tend to rise with the search order, favoring prominent firms. Jing (2016) suggests that consumer learning investments influence search prominence, with higher investments leading to greater prominence and profits. Armstrong and Zhou (2016) demonstrate that firms with prominence earn higher profits and have an incentive to discourage consumers from searching competitors.

However, some research suggests that search prominence may not always lead to higher profits. Fishman and Lubensky (2018) shows that firms with prominence may be disadvantaged if consumers cannot freely recall previously visited firms. Unlike their work, we assume that returning to previously visited firms is costless, capturing the ease of revisiting firms in the digital economy. Chen et al. (2021) introduces the concept of “Blind Buying,” where consumers can purchase products without incurring search costs, showing that prominence can be detrimental when match values are asymmetrically distributed.

In this paper, we extend the traditional consumer search model by introducing return costs, revealing that the firm with search prominence will also face higher return losses. As return costs increase, the profit advantage of the prominent firm diminishes and the profits of the prominent firm can even fall below those of the non-prominent firm, providing a novel mechanism supporting the disadvantage of prominence.

The literature on product return policies of firms is also rich. Mukhopadhyay and Setoputro (2005); Anderson et al. (2009) argue that modularization and generous return policies boost revenue but also raise costs through higher return rates and design costs. Bower and Maxham III (2012) argue that free return policies significantly increase consumer spending. Petersen and Kumar (2015) show that satisfactory product return experiences can benefit firms by lowering the customer’s perceived risk of current and future purchases. Shulman et al. (2011) show that restocking fees can be sustained in competitive environments, with fees being more severe when consumers are less informed. Liu et al. (2022) study the interaction between social learning and return policies. Liu et al. (2022) investigate whether dual-channel retailers should allow customers to return items through both channels.

Other studies, such as Bonifield et al. (2010); Inderst and Tirosh (2015); Zhang et al. (2022), show that return policies can signal product quality, with high-quality firms offering more lenient policies. However, from the perspective of quality risk, Hsiao and Chen (2012) argue that restocking fees may not be monotonic with product quality, meaning a more generous returns policy does not necessarily imply lower quality risk.

In practice, product return policies are not solely determined by firms but also by the e-commerce platform. Since platform objectives differ from those of individual firms, analyzing platform-driven return policies becomes an interesting area of study. Additionally, our work seeks to bridge the gap between advertising strategies and product return policies, an aspect that has not been previously explored.

Finally, there is research on the efficient utilization of returned products, including remanufacturing (Guide Jr and Van wassenhove 2001), the reverse supply chain design (Guide Jr et al. 2006) and whether returns are salvaged by the manufacturer or by the retailer (Shulman et al. 2010).

There are two notable papers that combine product returns with consumer search. Petrikaitė (2018) examines how return costs affect price competition and welfare in horizontally differentiated markets, finding that as return costs rise, prices fall, consumer welfare increases, but social welfare declines. There are two key differences between their work and ours. First, in their model, the search order is determined by consumers, whereas in our model, the platform dictates the search order. Second, we focus primarily on the impact of return costs borne by firms, while they focus on the return costs faced by consumers. Janssen and Williams (2024) treat product returns as a substitute for search, showing that when returns are efficient, the market generates too few returns, underutilizing their welfare-enhancing potential. In contrast, we treat product returns as an essential step for consumers to determine match values, aligning with the typical e-commerce platform setting described by (Wood 2001).

The remaining sections of the paper are organized as follows: Section 2 details the model settings and consumer search return decisions. Sections 3 and 4 introduce the conclusions in price exogeneity and price competition equilibrium. Section 5 discusses the product return policies of different types of monopoly e-commerce platform. Section 6 extends the main result to correlated match value and observable price settings, followed by a summary of the entire paper in Section 7.

2 A Search Model with Product Returns

2.1 Model Setup

There are two firms (Firm 1 and Firm 2) in the market, each selling differentiated products with zero marginal costs. Each firm i sets its own product price p_i to maximize profits. In this paper, search prominence refers to the advantage gained by the firm whose product is inspected first during the consumer search process, making it closely tied to the order in which products are displayed. The display order of the two firms' products is determined through a position auction, a method widely used by major search engines like Yahoo and Google. Specifically, both firms simultaneously bid for the prominent display position, with the firm that places the higher bid winning the prominent position and paying the amount bid by the other firm. The firm with the lower bid pays nothing but has its products displayed in the non-prominent position.

A continuum of consumers enters the market, each purchasing at most one unit of a product. A consumer's match value for product i is denoted as u_i , where $i = 1, 2$. The match values for the two firms' products are random variables, independently and identically distributed. Let $f(\cdot)$ represent the probability density function, and $F(\cdot)$ denote the cumulative density function. If a consumer purchases product i at price p_i , the utility gained is $u_i - p_i$. However, product prices are unobservable to consumers before initiating their search.

After the platform determines the display order of the products, consumers search according to this order and make return decisions based on the realized match values and the corresponding prices. As in traditional literature, consumers incur no cost when searching the first product, but must pay a search cost $s > 0$ to search for the second product.

This paper introduces return considerations into the traditional consumer search model, leading to adjustments in how match values are obtained. In conventional models, consumers fully know a product's match value after searching for it. In our setting, while consumers can observe a product's price after searching, they do not know its match value until after purchase and use. In other words, what is considered "searching" in the traditional model includes both searching and purchasing in our model (Petrikaitė 2018).

These assumptions closely align with real-world e-commerce scenarios. For instance, when

consumers search for a suit on an e-commerce platform, they browse through different sellers, incurring search costs by investing time and effort to click on products and view prices. However, consumers cannot fully evaluate whether a suit fits well simply through an online search. In most cases, they must purchase and try the suit before determining its actual match value. While it's realistic that some match value is partially revealed during the search, we simplify our analysis by focusing on the match value revealed after purchasing, to concentrate on the issue of product returns.

In the benchmark case, we consider a consumer-friendly platform where unsatisfied consumers can return products for a full refund, incurring no return costs themselves. Firms, however, bear a return cost of r for each returned product. This means consumers will always purchase the product they search for, only considering further searches or returns after the purchase. When analyzing how the platform determines its advertising and return policies, we incorporate consumers' return cost into the model.

The sequence of the game unfolds as follows: First, firms bid for search prominence, which determines the consumer search order. Second, both firms simultaneously set their product prices. Third, consumers make their search, purchase, and return decisions. The consumer decision process operates as follows: Consumers first search for and purchase the product of the prominent firm based on the search order. They then decide whether to search for the non-prominent firm's product, depending on the match value and price of the first product. If they choose not to search further, they keep the prominent firm's product. If they search and purchase from the non-prominent firm, they retain the product with the higher net utility (match value minus price) and return the other. If both products yield negative net utility, consumers return both.

This model is structured as a perfect information dynamic game, allowing us to derive subgame-perfect Nash equilibria using backward induction. First, we analyze consumer behavior given the search order and prices; next, we examine the pricing game between the two firms; finally, we address the advertising decisions made by the firms.

2.2 The Consumer's Behavior

We begin by analyzing consumer decision-making and firm demand given an exogenously determined search order and fixed product prices. Assume Firm 1 holds the prominent position, meaning consumers search for and purchase products in the order of first inspecting Firm 1's product, followed by Firm 2's. This section, grounded in traditional consumer search theory, outlines consumer behavior in the presence of return costs. To simplify the analysis, we assume the match values of both products follow a uniform distribution on the interval $[0, 1]$, i.e., $u_i \sim U[0, 1]$.

Assuming that Firm 1 and Firm 2 set their prices at p_1 and p_2 , respectively, consumers first search for the price and purchase the product from Firm 1. Upon purchasing, a consumer observes the price and the realized match value of Firm 1's product, $u_1 = \hat{u}_1$. At this point, the consumer evaluates the potential additional benefits from continuing to search for and possibly purchasing the product from Firm 2. The expected utility of doing so is determined by the following expression:

$$\int_{\hat{u}_1 - p_1 + p_2}^1 [u_2 - p_2 - (\hat{u}_1 - p_1)] du_2 - s$$

Consistent with traditional literature, we assume $s \in (0, \frac{1}{8})$. Let the marginal consumer, who is deciding whether to continue searching, have a match value of \hat{u}_m for Product 1. We define the reservation match value as $a = \hat{u}_m - p_1 + p_2$. Here, a represents the minimum match value that a marginal consumer would require to retain the product from Firm 2 when considering a search for its product.⁶ The additional expected gain from continuing to search for and purchase products from Firm 2 is zero, leading to the following equation:

$$\int_a^1 (u_2 - a) du_2 - s = 0$$

Solving yields:

$$a = 1 - \sqrt{2s} \tag{1}$$

Given the range of s , we have $a \in (\frac{1}{2}, 1)$. Since the marginal consumer's match value for the first product satisfies $a = \hat{u}_m - p_1 + p_2$, we have $\hat{u}_m = a + p_1 - p_2$. For consumers with $u_1 < \hat{u}_m$, the

decision to continue searching yields a positive additional expected gain, prompting them to search for and purchase products from Firm 2. Conversely, for consumers with $u_1 \geq \hat{u}_m$, continuing the search results in a negative additional expected gain, leading them to stop searching and retain the product from Firm 1. This analysis yields a behavioral rule for consumer search and product return decisions that mirrors the framework proposed by Weitzman (1979).

Lemma 1. Consumer Search and Return Strategy.

If $u_1 \geq a - p_2 + p_1$, consumers will keep the product from Firm 1 and stop searching.

If $u_1 < a - p_2 + p_1$, consumers will continue to search and purchase products from Firm 2.

If the net utility realized from the products of both firms is negative, i.e., $u_i - p_i < 0, i = 1, 2$, consumers will return both products; otherwise, consumers will return the product with the lower realized net utility and retain the product with the higher realized net utility.

Proof. Omitted. □

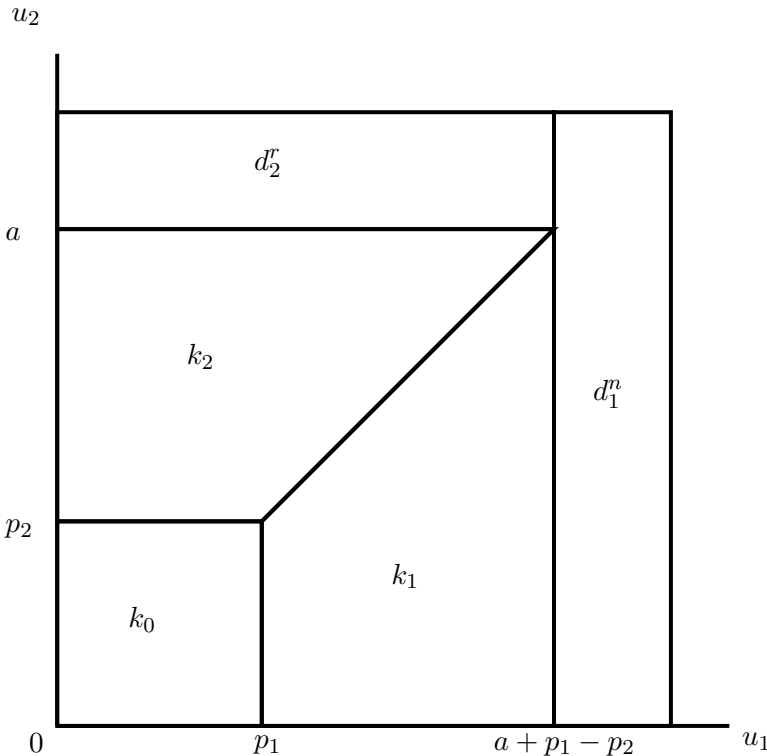


Figure 1: Demand and Return for the Firms

2.3 Demand, Product Return and Profit

Based on the consumer search and return strategies outlined above, we can derive the demand functions for the two firms separately. The demand for both firms is illustrated in Figure 1.

For Firm 1, its demand consists of two components: the first component includes consumers who do not search for Firm 2's product and instead retain the product from Firm 1, denoted as d_1^n . The second component comprises consumers who search for and purchase Firm 2's product but ultimately decide to return it in favor of keeping Firm 1's product, denoted as k_1 . Thus, the specific expression for Firm 1's demand can be articulated as follows:

$$q_1(p_1, p_2) = \underbrace{d_1^n}_{\text{Directly Keep Firm 1's Product}} + \underbrace{k_1}_{\text{Search and Only Return Firm 2's Product}} \quad (2)$$

where:

$$\begin{aligned} d_1^n &= \text{Prob}(u_1 - p_1 \geq a - p_2) \\ &= 1 - F(a + p_1 - p_2) \\ &= (1 - a + p_2 - p_1) \\ k_1 &= \text{Prob}(\max\{0, u_2 - p_2\} < u_1 - p_1 < a - p_2) \\ &= \int_{p_1}^{a+p_1-p_2} F(u_1 - p_1 + p_2) f(u_1) du_1 \\ &= \frac{1}{2} \cdot (a^2 - p_2^2) \end{aligned}$$

For Firm 2, its demand consists of consumers who choose to return Firm 1's product after searching for and purchasing Firm 2's product. To maintain consistency with the demand structure of Firm 1, Firm 2's demand can also be divided into two components: the first component includes consumers whose match value for Firm 2's product exceeds the marginal consumer's reservation value, denoted as d_2^r . The second component consists of consumers whose match value for Firm 2's product is lower than the reservation value but still greater than the net utility derived from Firm 1's product, denoted as k_2 . Therefore, the specific expression for Firm 2's demand can be formulated as follows:

$$q_2(p_1, p_2) = d_2^r + k_2 \quad (3)$$

where:

$$\begin{aligned}
d_2^r &= \text{Prob}(u_1 - p_1 < a - p_2 \text{ and } \tilde{u}_2 > a) \\
&= F(a + p_1 - p_2) [1 - F(a)] \\
&= (a - p_2 + p_1)(1 - a) \\
k_2 &= \text{Prob}(\max\{0, u_1 - p_1\} < u_2 - p_2 < a - p_2) \\
&= \int_{p_2}^a F(u_2 + p_1 - p_2) f(u_2) du_2 \\
&= \frac{a^2 - p_2^2}{2} + (p_1 - p_2)(a - p_2)
\end{aligned}$$

The profits of the firms consist of the revenue from sales and the losses induced by product returns. Let

$$\begin{aligned}
k_0 &= \text{Prob}\{u_2 < p_2 \text{ and } u_1 < p_1\} \\
&= F(p_1) \cdot F(p_2) \\
&= p_1 \cdot p_2.
\end{aligned}$$

Firm 1's product return losses comprise two components: the first component includes consumers who opt to keep Firm 2's product after searching for and purchasing it, thereby returning Firm 1's product. The second component consists of consumers whose net utility from both products is negative. Based on the aforementioned demand functions ⁷, the profit of Firm 1 can be expressed as follows:

$$\begin{aligned}
\pi_1(p_1, p_2) &= p_1 \cdot q_1(p_1, p_2) - r \cdot q_2(p_1, p_2) - r \cdot k_0 \\
&= p_1(d_1^n + k_1) - r(d_2^r + k_2 + k_0) \\
&= (p_1 + r)(d_1^n + k_1) - r
\end{aligned} \tag{4}$$

Firm 2's product return losses also consist of two components: the first includes consumers who choose to return Firm 2's product after searching for and purchasing it, while retaining Firm 1's product. The second includes consumers whose net utility from both firms' products is negative. Therefore, the profit of Firm 2 can be expressed as follows:

$$\begin{aligned}
\pi_2(p_1, p_2) &= p_2 \cdot q_2(p_1, p_2) - r \cdot k_1 - r \cdot k_0 \\
&= p_2(d_2^r + k_2) - r(k_1 + k_0) \\
&= (p_2 + r)(d_2^r + k_2) - r(1 - d_1^n)
\end{aligned} \tag{5}$$

3 Search Prominence with Exogenous Price

In many real-world scenarios, firms encounter situations where the prices of their products are not easily adjustable, while the display order of these products is flexible. In such cases, the product prices are determined exogenously prior to arranging the display order. This section will concentrate on this simplified scenario to intuitively illustrate why a firm with search prominence may experience disadvantages in the context of product return costs.

3.1 Disadvantage of Search Prominence

The “Disadvantage of Search Prominence” occurs when the profits of the firm with the prominent position are lower than those of the non-prominent firm once return cost is high enough. This result, which contradicts traditional consumer search theory, arises because the non-prominent firm can effectively “free-ride” on the prominent firm in a significant way.

To illustrate clearly, let us assume that both firms set equal prices, denoted as $p_1 = p_2 = p$. Based on the profit functions in Equations 4 and 5, we can derive Proposition 1:

Proposition 1. *The Disadvantage of Prominence with Exogenous Price.*

Given the search order and the price $p_1 = p_2 = p$, when the return cost is high, i.e., $r > \frac{1-a}{a}p$, the profits of the prominent firm will be lower than those of the non-prominent firm, i.e., $\pi_1 < \pi_2$.

Proof. See the Appendix A.1. □

The above proposition highlights that when product prices are exogenously given, high return costs can result in the prominent firm earning lower profits than the non-prominent firm. Importantly, the required return costs fall within a reasonable range. In general, when considering exogenous product prices, one might assume that the price acts as a reasonable upper bound for return costs. This is because any return costs exceeding the product price could be avoided by a “Returnless Refund” strategy. Specifically, according to Proposition 1, for any $a \in (\frac{1}{2}, 1)$, $\frac{1-a}{a}p < p$. Therefore, there always exists a return cost r higher than $\frac{1-a}{a}p$ but lower than the price, which makes the prominent firm’s profit lower than the non-prominent firm’s.

However, it is not always appropriate to strictly assume that the return cost r must be lower than the price p . The main reason is that allowing firms to adopt a “Returnless Refund” strategy could introduce moral hazard on the consumer side. Consumers might request returns even if they are satisfied with the product, leading to inefficiencies. Since this issue deviates from the core insight of this paper, we omit such considerations and assume that firms must pay the return cost r when consumers return products. Moreover, the product return cost here includes not only the expenses incurred from reprocessing the returned items but also other losses associated with returns, such as labor costs, reputation damage, and additional fees imposed by platform policies. Consequently, product returns can become so costly that the return costs exceed the product price.

The source of the “Disadvantage of Search Prominence” stems from the fact that, when return costs are involved, the non-prominent firm can effectively “free-ride” on the prominent firm. This free-riding effect is driven by consumer search patterns. In Figure 1, if $p_1 = p_2 = p$, then $k_1 = k_2$, and $d_1^n > d_2^r$. As a result, the difference between the profits of Firm 1 and Firm 2 can be expressed as:

$$\pi_1 - \pi_2 = p(d_1^n - d_2^r) - rd_2^r.$$

This equation reveals that the prominent firm benefits from a larger demand due to search costs, giving it an “Advantage of Search Prominence”. However, the prominent firm simultaneously faces a “Disadvantage of Search Prominence”. The reasoning is as follows: for the prominent firm, aside from consumers with a net utility of less than zero, it must bear the return costs for any consumers who search, purchase Firm 2’s product, and ultimately choose to keep it (i.e., $d_2^r + r_2$). The non-prominent firm only incurs return costs for consumers who search and purchase Firm 2’s product but decide to return it and keep Firm 1’s product (i.e., k_1). When prices are equal, Firm 1 bears the return burden for d_2^r more consumers than Firm 2 does. In summary, although search costs boost Firm 1’s demand, they also attract consumers with a lower match value for Firm 1’s product, while consumers who search for and purchase Firm 1’s product may have a higher match value for Firm 2’s product. Consequently, fewer consumers return Firm 2’s product compared to those returning Firm 1’s product.

3.2 Real-world Example of Exogenous Price

In practice, the exogenous pricing scenario described earlier mirrors situations where the order in which products are displayed can be easily adjusted, but the firms' prices are not as flexible. A typical example of this is the promotional strategy employed by flagship stores of major brands on the e-commerce platform. According to the auction mechanisms used on the platform, the bids placed by firms in position auctions determine the search order of their products. Unlike traditional offline markets, where search processes are often more organic, online platforms use algorithms to determine the search order, making it far easier to adjust.

When it comes to pricing, however, brand firms tend to focus on their overall sales strategy, which is less sensitive to search order on a specific platform. As a result, these firms do not frequently alter their pricing strategies in response to changes in their product's display order. For instance, companies like Nike, Adidas, Li-Ning, and Anta in the sportswear industry, or Apple, Huawei, and Samsung in the electronics sector, typically set the prices of their products in flagship stores to align with their broader corporate sales strategies. These prices remain relatively stable and do not fluctuate significantly based on whether their products are displayed more prominently on a given platform.

In such cases, adjusting the product display order is more feasible than changing product prices, making the assumption of exogenous pricing more reasonable. For several competing brand firms on the same platform, they may not always prioritize bidding aggressively to appear first in search results, particularly when return costs are high. The reason is that a firm in the prominent position might end up bearing higher return costs, which, as demonstrated earlier, can lead to lower profits compared to a non-prominent firm.

This real-world scenario contrasts sharply with traditional offline sales environments, where the interplay between product pricing and prominence operates differently. In an online setting, where displaying order is influenced by platform algorithms and pricing strategies are more rigid, the challenges posed by return costs are amplified for prominent firms. Consequently, this dynamic often discourages heavy advertising investments, as being prominently displayed may not always equate to higher profitability.

4 Search Prominence in Price Equilibrium

In the case of exogenous pricing, we have comprehensively explained the advantages and disadvantages faced by firms with search prominence. However, in many real-world contexts, product prices are not fixed and can be adjusted flexibly after the display order is determined. When price competition is introduced into the model, the prominent firm may still encounter certain disadvantages, particularly due to return costs.

In the scenario where firms can flexibly adjust prices, there is a unique Subgame Perfect Nash equilibrium for the pricing strategies of both firms, given a particular display order and within a certain range of return costs that firms must bear.

Proposition 2. *The Existence and Uniqueness of Equilibrium.*

For $0 \leq r \leq 1$, there exists a unique Subgame Perfect Equilibrium price (p_1, p_2) , where $p_i \in [0, p_m]$ for $i = 1, 2$. Here, $p_m = (1 - r)/2$ represents the pricing of the monopolistic firm in the presence of return costs. We can also guarantee that $p_i > 1 - a - r, i = 1, 2$.

Proof. See the Appendix A.2. □

Proposition 2 establishes that when return costs fall within a specified range, there exists a unique Subgame Perfect Equilibrium in the price competition game between two firms. Moreover, the prices set by both firms in this equilibrium are lower than the optimal price that a monopolistic firm would choose. The upper limit for the return cost of 1 represents the highest level at which a monopoly can still achieve non-negative profits. If the return cost exceeds 1, a monopoly firm would set a price of $p = 0$, leading to negative profits, indicating that such a return cost is unreasonable.

After establishing the existence and uniqueness of the equilibrium, we will first describe the equilibrium prices set by the firms, followed by a proof of the main result.

4.1 Characterization of Firms Pricing

Although prices are unobservable before consumers search for products, consumers will still form expectations about prices in equilibrium. Since consumers hold identical prior beliefs regarding the match value distribution of both products, rational consumers will naturally follow the displayed

search order if they expect the price of the prominent product to be lower. Otherwise, if consumers anticipate higher prices for the prominent product, they may deviate from the displayed search order, requiring stricter enforcement by the platform.

Lemma 2 shows that, in equilibrium, the price of the prominent product is lower than that of the non-prominent product as long as p_2 is positive. This result aligns with findings from Armstrong et al. (2009). Therefore, the platform does not need to impose restrictions to ensure that consumers follow the displayed search order.

Lemma 2. *Relative Pricing of Firms.*

As long as $p_2 > 0$, the prominent firm will always offer a lower price, i.e., $p_1 < p_2$.

Proof. See the Appendix A.3. □

The intuition behind Lemma 2 aligns with Armstrong et al. (2009): while return cost impacts profit functions, they only introduce a constant term into the first-order conditions for both firms. Therefore, the demand-price elasticity remains similar. When the price of the prominent product changes, consumers adjust their search behavior accordingly. In contrast, changes in the price of the non-prominent product do not affect consumers' search behavior. As a result, the demand for the prominent firm is more sensitive than that of the non-prominent firm, leading to a lower price for the prominent product compared to the non-prominent product.

Although return cost does not affect the relative price relationship between the two products, an increase in return cost influences overall pricing. Proposition 3 shows that, when return costs remain within a relatively low range, an increase in return cost leads to a decrease in equilibrium prices.

Proposition 3. *The Impact of Return Cost on Prices.*

1. When $r \in [0, \bar{r}(a))$: As the return cost r increases, the equilibrium prices $p_i, i = 1, 2$ of the firms will decrease.

2. When $r \in [\bar{r}(a), 1 - \frac{a}{2})$: A. $p_1 = 0$; B. As the return cost r increases, p_2 will decrease.

3. When $r \in [1 - \frac{a}{2}, 1]$: $p_1 = p_2 = 0$.

where $\bar{r}(a) = \frac{1-2a+\sqrt{4a^2-4a+9}}{4}$.

Proof. See the Appendix A.4. □

Proposition 3 states that as the return cost r increases from zero, prices for both firms will decrease, which is consistent with Petrikaitė (2018). Since Lemma 2 shows that the prominent firm offers a lower price when prices are positive, p_1 will be the first to reach zero during this decreasing trend caused by rising return costs. Once p_1 drops to zero, further increases in the return cost will still lead to decreases in p_2 . When r increases to $1 - a$, the return cost becomes so high that both firms will set their prices to zero.

One might assume that firms, when facing higher return cost, would attempt to offset a portion of these losses by increasing prices. However, Proposition 3 demonstrates that firms, instead of passing these return costs to consumers, will choose to lower prices to reduce the volume of product returns and minimize losses. Notably, as Proposition 2 shows, the optimal pricing for a monopolist is $p_m = \frac{1-r}{2}$, meaning that even a monopolist would lower prices as the return cost increases, rather than shifting these costs to consumers. This is because, while higher prices may pass some return costs onto consumers keeping the product, they also reduce the number of such consumers, increasing return losses and decreasing the firm's ability to offset those losses.

The impact of the return cost on prices can be divided into two parts. First, the direct impact, which causes firms to lower prices to avoid product returns. Second, the competitive impact, where firms lower prices further to counter intensified competition from their rivals, who also reduce prices to manage higher return cost. When $r \in [0, \bar{r}(a))$, both factors drive prices down. When $r \in [\bar{r}(a), 1 - \frac{a}{2}]$, since $p_1 = 0$, only the direct impact influences Firm 2 to lower its price further.

After characterizing the pricing strategies of the firms, we can apply these insights to demonstrate the disadvantage of search prominence. Since it is unrealistic for firms to consistently set prices at zero, the following analysis focuses on cases where $r \in [0, \bar{r}(a)]$.

4.2 Disadvantage of Search Prominence

Under exogenous pricing conditions, it has been demonstrated that extremely high return costs lead to lower profits for the prominent firm compared to the non-prominent firm, resulting in the disadvantage of search prominence. In the context of price competition, the situation becomes

more complex, as firms adjust their prices in response to the increased return cost, which further alters consumer behavior. This influence makes it more challenging to determine whether search prominence still provides an advantage to firms. However, despite this complexity, we can still demonstrate that when the return cost become sufficiently high, the prominent firm's profits will eventually be lower than those of the non-prominent firm.

Proposition 4. *The Possibility of Disadvantage of Prominence.*

1. *When $r \in [0, (1 - a)^2]$, the prominent firm's profit is always higher than that of the non-prominent firm.*

2. *$\exists \hat{r}(a) \in ((1 - a)^2, \bar{r}(a))$, when $r \in (\hat{r}(a), \bar{r}(a)]$, the prominent firm's profits will be lower than those of the non-prominent firm.*

Proof. See the Appendix A.5. □

The first part demonstrates that when the product return cost is relatively low, search prominence will always provide an advantage to the prominent firm. The economic intuition is straightforward: when return costs are minimal, the disadvantage of product returns is outweighed by the larger demand that search prominence generates, which is thoroughly analyzed by Armstrong et al. (2009). Moreover, the range within which this advantage holds expands as the search cost increases, since higher search cost further enhances the demand advantage provided by search prominence.

The second part highlights the possibility of the disadvantage of prominence. Specifically, when the return cost is sufficiently high, the prominent firm's profits will eventually be lower than those of the non-prominent firm. This result focuses on higher return costs due to technical limitations: because we cannot derive a closed-form solution for the pricing equilibrium, it is challenging to fully assess the exact impact of return costs on prices. However, demonstrating the disadvantage of prominence requires comparing the extra losses from product returns with the additional revenue generated by prominence. To prove the disadvantage of prominence, we allow the return cost to be extremely high to ensure that the losses due to product returns are substantial. At the same time, the high return cost pushes equilibrium prices low enough to control the upper limit of additional income driven by prominence. As a result, under conditions of extremely high return cost, we show that extra losses outweigh the additional income, even without an exact closed-form pricing

solution.

Although the exact value of $\hat{r}(a)$ cannot be calculated, simulations indicate that the range of r leading to the disadvantage of prominence is not negligible. Figure 2 provides an example with $s = \frac{1}{16}$.

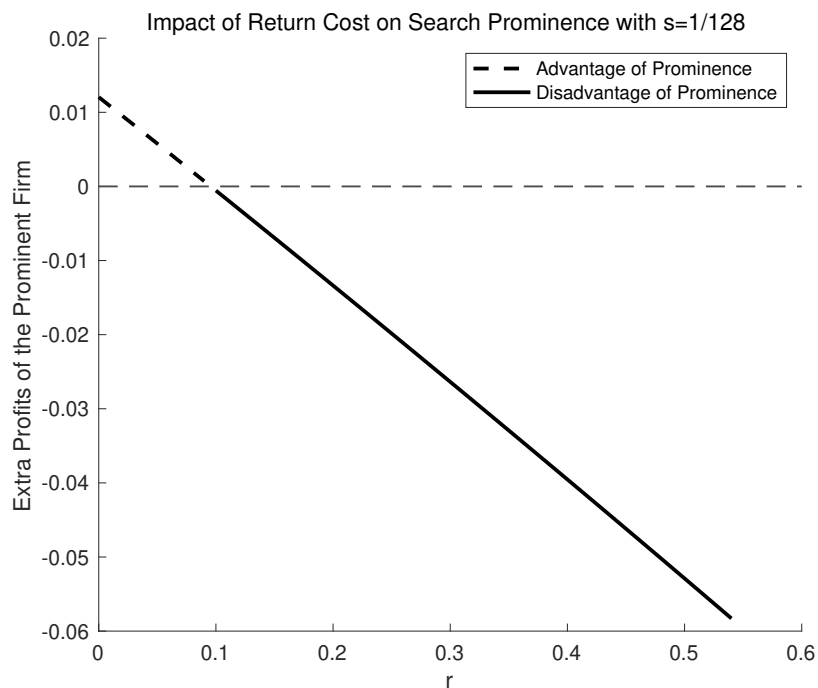


Figure 2: The impact of return costs on the extra profit of the prominent firm. Assuming search costs are $1/128$.

Proposition 4 demonstrates that under extremely high return cost, the prominent firm's profits can be lower than those of the non-prominent firm. However, when return cost is low, the prominent firm can still secure high profits. In reality, product return cost is typically not excessively high, especially for more expensive goods like suits, dresses, and mobile phones. In such cases, firms can continue to benefit from search prominence, which provides them with extra profits. Consequently, firms still have an incentive to invest in advertising to gain prominence, and platforms can generate revenue from this advertising process. Conversely, for cheaper items, product return cost can quickly become significant relative to the prices. In these instances, firms will have less motivation to participate in advertising efforts, as the potential profits from search prominence diminish.

In addition to showing that it is possible for the prominent firm to earn lower profits under certain conditions, we can also demonstrate that the extra profits from being prominent steadily decline as return cost increases.

Proposition 5. *Weak Disadvantage of Prominence.*

$\exists \underline{s} \in (0, \frac{1}{8})$, $\pi_1 - \pi_2$ will decrease with r increasing, when $r \in [0, \bar{r}(a)]$ and $s \in [\underline{s}, \frac{1}{8})$.

Proof. See the Appendix A.6. □

Proposition 5 shows that as return costs increase, the extra profits from being prominent diminish, particularly when search cost is relatively high.⁸ The challenge in proving this lies in the fact that, while it is straightforward to demonstrate that return cost negatively impacts extra profits, the effect of price changes on these profits is less clear. However, even though we can analytically prove this result only for scenarios with relatively high search costs, simulations suggest that this outcome holds true even when search cost is lower. For instance, the example in Figure 2 indicates that the result is robust.

Proposition 5 has more practical implications than Proposition 4. Specifically, it highlights how the extra profits ($\pi_1 - \pi_2$), which incentivize firms to seek prominence, decrease as return cost rises. As discussed in Section 1, some firms on the Chinese e-commerce platform, Taobao, opt out of participating in the “618” promotion. One key reason is that the promotion brings a substantial number of product returns, leading to significant losses for firms. The underlying economic intuition here is that while the “618” promotions may increase demand for firms, they also result in a surge of product returns. In many cases, the negative impact of these returns outweighs the benefits of the increased demand.

To better understand Proposition 5, we can now turn to an analysis of the firms’ profits and examine how the increased return cost affects them.

Corollary 1. *Industry Profits.*

1. *The prominent firm’s profits will decrease with the return cost r increasing.*
2. *When the search cost is relatively low or the return cost is high enough, the non-prominent firm’s profit will also decrease with return cost r increasing.*

3. *Industry profits will decrease with return cost increasing.*

Proof. See the Appendix A.7. □

Corollary 1 asserts that for the prominent firm, an increase in return cost will reduce its profits. However, we can only demonstrate that, when the search cost is relatively low or the return cost is sufficiently high, the non-prominent firm's profits will also decline as return cost rises. For both firms, an increase in return cost impacts profits through three channels: direct effects from product returns, effects via the competitor's pricing, and effects via the firm's own pricing.

For the prominent firm, an increase in return cost leads to price reductions by both firms. Therefore, the prominent firm experiences a negative impact through both direct product return effects and the competitor's price changes, while the effect via its own price is neutral, as explained by the envelope theorem. This results in a clear negative impact on the prominent firm's profits from the rising return cost.

For the non-prominent firm, however, the effect of its own pricing is initially positive when the return cost is low. The reason is that as return cost rises, its equilibrium price decreases, causing more consumers to search for the non-prominent product, an effect not accounted for by the prominent firm when setting its price. In other words, the envelope theorem does not apply to the non-prominent firm. Therefore, the non-prominent firm's profits do not decrease in a straightforward manner.

However, we can show that when return costs are high, the impact of the non-prominent firm's own price becomes negative because increased consumer searches for the non-prominent product lead to greater losses due to product returns. Additionally, when search cost s is low (i.e., a is high), the positive effect of the non-prominent firm's own price is outweighed by the negative effects of direct product returns and competitor price changes.

Finally, when considering industry profits, as return costs rise, the decline in the prominent firm's profits is so significant that the combined profits of both firms will decrease. Similarly, Petrikaitė (2018) also shows that industry profits decrease as return costs rise. However, in that model, return costs are borne by consumers, and the intuition is that firms will significantly lower prices to attract consumers to search them first, which ultimately reduces industry profits. In

contrast, in our model, return costs are borne by the firms, and both firms are directly harmed by the increased return costs.

Corollary 1 also offers a potential explanation as to why it is easier to prove Proposition 5 when the search cost is high. The reason is that when the search cost is high, the effect of the non-prominent firm's pricing reduces the severity of its profit decline, making it more feasible to execute a scaling proof.

Beyond industry profits, we can also examine how the increasing return cost affects consumer surplus.

Corollary 2. *Consumer Surplus.*

Consumer Surplus will increase with return cost increasing.

Proof. See the Appendix A.8. □

The rise in consumer surplus primarily comes from the reduction in firms' equilibrium prices as the return cost increases, thereby offering consumers more surplus. Specifically, if we first fix consumers' search behaviors, the lower firm pricing leads to higher net consumer surplus. Furthermore, as consumers adjust their search behaviors optimally, they can further improve their net surplus.

The implication of Corollary 2 is that even if consumers can obtain full refunds without bearing the product return cost, an increase in the return cost borne by firms can still lead to an increase in consumer surplus. Therefore, a consumer-oriented platform aiming to maximize consumer surplus may implement strict product return policies for firms, using return policies as a mechanism to regulate firm pricing.

In practice, platforms like Pinduoduo often impose strict return policies on firms to attract consumers, leveraging this to build strong network effects through larger consumer bases. On such platforms, even without considering the allocation of return costs between consumers and firms, stringent return policies on firms alone can benefit consumers.

5 Advertising and Product Return Policy

Building on the characterization of the pricing game between firms, we can further explore the process of advertising for search prominence. Additionally, we can briefly compare the incentives of different types of platforms to reduce the product return cost. Next, we focus on the platform that maximizes advertising revenue, examining its incentive to shift the product return cost from firms to consumers. A platform driven by advertising fees may have a strong motivation to allocate positive return cost to consumers, as this can enhance the firms' willingness to invest in advertising for search prominence.

5.1 Advertising via Position Auction

Position auctions are a commonly used advertising method on platforms and search engines to determine the display order of bidders' products, initially modeled by Varian (2007). On an e-commerce platform, two products are displayed in two sequential advertising spaces. The two firms participate in an auction for these advertising spots, with each firm submitting a bid. The firm with the higher bid secures the first advertising space and pays the bid of the second firm. The second firm, which places the lower bid, occupies the second advertising space without paying additional fees.

The firm that wins the auction places its product in the first advertising space, ensuring it is seen by consumers first, while the second firm can only place its product in the subsequent space. For this analysis, we assume the return cost is relatively low, ensuring that the prominent firm can generate positive extra profit from being displayed first.

Proposition 6. *Advertising Revenue with Return Cost Increasing.*

When the return cost is relatively low, an increase in return cost r will lead to a decrease in the platform's advertising revenue.

Proof. See the Appendix A.9. □

The reasoning behind Proposition 6 is straightforward: In a position auction setting, the maximum advertising revenue a platform can collect is equivalent to the extra profit the firm gains

from search prominence. Since we have already shown that an increase in return cost reduces the extra profit of the prominent firm, it follows that the platform’s advertising revenue will also decline as the return cost rises.

For a platform focused on maximizing advertising fees, there is a clear incentive to reduce the product return cost. In practice, some e-commerce platforms actively explore methods to lower these costs. For example, recognizing that high return cost discourages firms from participating in promotions and advertising, as mentioned in Section 1, platforms like Taobao and Tmall have recently introduced the “Return Treasure” service. This service claims to reduce firms’ return cost by 20%, with potential reductions of up to 30% in some cases. Other platforms, such as Amazon, have also implemented strategies to reduce the return cost. For instance, Amazon’s FBA Returns Dashboard helps sellers identify the causes of returns, enabling them to make product or listing adjustments that could reduce return rates.⁹

As stated in Corollary 1, an industry profit-maximizing platform would also be motivated to reduce firms’ return cost to increase overall industry profits. Both the advertising fee-maximizing platform and the industry profit-maximizing platform will collaborate with firms to reduce product return costs. For instance, firms can work with the platform to improve reverse supply chain design, as suggested by Guide Jr et al. (2006).

However, by contrast, as discussed in Corollary 2, a platform that seeks to maximize consumer surplus would likely adopt stricter return policies for firms, thereby increasing the return cost and benefiting consumers. According to Proposition 3, a platform focused on maximizing trading volume would similarly enforce strict return policies to reduce firm pricing and boost trading volumes.

Thus, our results demonstrate that platforms with different objectives—whether maximizing advertising revenue, industry profits, consumer surplus, or trading volume—will implement varying return policies for firms. This provides a potential explanation for the diverse return policies seen across different monopolistic e-commerce platforms.

5.2 The Returns Cost of Consumers

In the previous analysis, we focused solely on the return cost borne by firms, without considering the return cost that consumers incur during the return process. In this section, we explore the platform's incentives to allocate some of the return cost to consumers. The return cost that consumers bear will influence both their search cost and the outside options available to them.

Let's first examine the impact on consumers' search and purchase decisions. Consistent with the analysis in Section 2, we can characterize consumers' search, purchase, and return behavior by analyzing the marginal consumers who are indifferent about whether to search for the second product after purchasing the first one. Since marginal consumers obtain non-negative utility from the first product, when deciding whether to search for the second product, they consider that an additional search and potential purchase will also lead to a possible product return. If the net value of the second firm's product exceeds that of the first firm's product, they will return the first product, incurring a unit of return cost. Conversely, if the net value of the second product is lower than that of the first product, they will return the second product, also incurring a unit of return cost. Thus, regardless of the outcome, once the decision to search for and potentially purchase from the second firm is made, the marginal consumer faces an additional unit of return cost.

For the marginal consumer, assuming that the return cost borne by the consumer for returning an item is r_s and the realized match value of the first product is \hat{u}_1 , the additional benefit that the consumer expects to gain from searching for and buying the second product after searching for and buying the first product is

$$\int_{\hat{u}_1 - p_1 + p_2}^1 (u_2 - p_2 - (\hat{u}_1 - p_1)) du_2 - s - r_s$$

Let $S = s + r_s$, then the above expression becomes

$$\int_{\hat{u}_1 - p_1 + p_2}^1 (u_2 - p_2 - (\hat{u}_1 - p_1)) du_2 - S$$

The utility of the marginal consumer when deciding to keep the second firm's product after searching for and purchasing it is given by: $a = 1 - \sqrt{2S}$. For other consumers, if $\hat{u}_1 \geq A - p_2 + p_1$,

they will not search for or purchase the second firm's product. However, if $\hat{u}_1 < A - p_2 + p_1$, they will continue to search for and purchase the product from the second firm.¹⁰ At this stage, it is evident that in the decision-making process of purchasing and searching, the return cost becomes part of the overall cost of searching for the second product. Following the structure of the baseline model, it requires that: $S = s + r_s \in (0, 1/8)$, while ensuring $s > 0, r_s \geq 0$.

As for the outside option, the return cost borne by consumers discourages them from returning the product. Assuming that a consumer derives net utility $u_i - p_i$ from product i , they will choose to return the product and opt for an outside option only if:

$$u_i - p_i < 0 - r_s$$

Thus, the second role of the consumer's return cost r_s is to shift the outside option from 0 to $-r_s$.

Summing up the analysis above, we derive Lemma 3.

Lemma 3. Consumers' Return Costs.

1. *During searching process, consumers' return cost will prevent consumers to search and play the same role with search cost.*
2. *Consumer's return cost will prevent consumers to return products after purchasing.*

Proof. Omitted. □

5.3 Return Cost Allocation

In real-world scenarios, when the return cost remains constant, a key consideration is how the return cost is allocated between consumers and firms. On digital platforms, such as e-commerce platforms, the proportion of the return cost borne by consumers and firms is often determined by the platform's policies. For example, a platform may mandate that firms provide full refunds to consumers and cover return shipping costs, or even require firms to absorb all return cost through policies like Returnless Refund. Alternatively, the platform could pass some of the return cost onto consumers by allowing firms to only refund a portion of the purchase price. This section explores

whether the platform has an incentive to allocate a portion of product return cost to consumers.

Proposition 7. *Return Cost Allocation.*

$\exists s_0 \in (0, \frac{1}{8})$, when $s \in [s_0, \frac{1}{8})$ and $r \in (0, \bar{r}(a))$, the platform has the incentive to allocate positive product return cost to consumers.

Proof. See the Appendix A.10. □

Allocating a portion of the product return cost to consumers will influence the platform's advertising fees through four key channels. The first is the impact via the firm's return cost. By shifting some return cost to consumers, firms will bear lower return cost, which tends to increase advertising fees, as firms have more incentive to bid for prominence when their return cost decrease. The second is the impact via demand when competing with outside options. Since $p_2 > p_1$, the prominent firm has more opportunities to compete with the outside option. This larger demand benefits the prominent firm more, thereby increasing advertising fees. The third is the impact via search cost. Allocating return cost to consumers increases their search cost, which may discourage them from searching for the non-prominent product. This impact is ambiguous because, while fewer searches for the non-prominent product may lead to higher demand for the prominent firm, it could also reduce the non-prominent firm's losses from product returns, balancing the effect. The fourth is the impact via prices. The allocation will likely lead to price increases, as the search cost rises and the return cost for firms decreases. However, the effect of price changes on advertising fees is complex, as the lack of a closed-form solution prevents a straightforward conclusion.

We have demonstrated that, when the search cost is high, the positive effects of the first two channels can dominate, causing advertising fees to increase as the consumer-borne return cost (r_s) rises from zero. Therefore, a platform seeking to maximize advertising fees has an incentive to allocate a positive portion of product return cost to consumers.

In practice, several e-commerce platforms, such as Taobao and Tmall, have required firms to purchase return shipping insurance services to attract buyers. This type of insurance effectively transfers most of the product return cost to the firms, as they pay for the insurance while consumers receive the compensation. However, recently, recognizing that the high return cost deters firms from participating in promotions and advertising, Taobao and Tmall announced the unbinding of return

shipping insurance during the “Double 11” promotion. Additionally, Taobao and Tmall are actively providing subsidies for return shipping insurance to further reduce firms’ costs.

Previous literature suggests that firms should balance the additional revenue from increased consumer spending (Petersen and Kumar 2015) against the extra return costs incurred by absorbing more of the return burden themselves (Mukhopadhyay and Setoputro 2005; Anderson et al. 2009; Bower and Maxham III 2012), indicating that it may not be optimal for firms to bear the full return costs. In our case, although the return costs are not directly borne by the platform, the e-commerce platform should also avoid placing the entire return burden on firms. However, the intuition is quite different. In prior studies, the reasoning behind not allocating all return costs to firms is to minimize the losses from those costs. For the platform, the motivation is to prevent significantly reducing the extra profits firms gain from being in a prominent position.

6 Extension

6.1 Correlated Match Values

In the benchmark model, we assume that the match values of the two products are independently distributed. A natural extension is to consider the case where match values are correlated. We argue that, by incorporating correlated match values, we uncover another mechanism that supports the disadvantage of prominence, in addition to the mechanism discussed earlier. To justify this argument, we present a stylized example.

Assume that a consumer’s match value u_i for a product consists of two components, similar to but not exactly the same as those in Chen and He (2011): a common value \tilde{u} and a personalized value \tilde{u}_i , where $i = 1, 2$, and the match value is given by $u_i = \tilde{u} \cdot \tilde{u}_i$. In this case, the common match value \tilde{u} represents the overall degree of match between the consumer and the type of products sold by both firms. \tilde{u} takes the value 1 with probability $\alpha \in (0, 1]$, meaning the consumer is matched with the product type and will proceed to consider purchasing. With probability $1 - \alpha$, $\tilde{u} = 0$, indicating that the consumer is not matched with the product type and will exit the market. If $\tilde{u} = 1$, the match value becomes $u_i = \tilde{u}_i$, where \tilde{u}_i represents the personalized match value for product i , similar to the independent random variables assumed in the benchmark model. The

personalized match values for both products follow independent and uniform distributions.

Given this new setup, and based on the analysis in Section 2, we can derive the following augmented consumer behavior rule.

Lemma 4. *Consumer Search and Return Strategy with Correlated Match Values.*

1. If $\tilde{u} = 0$, consumers return the product from Firm 1 and exit the search process.
2. If $\tilde{u} = 1$ and $\tilde{u}_1 \geq a - p_2 + p_1$, consumers will retain the product from Firm 1 and stop searching.
3. If $\tilde{u} = 1$ and $\tilde{u}_1 > a - p_2 + p_1$, consumers will continue to search for and purchase products from Firm 2. If the net utility realized from the products of both firms is negative, i.e., $\tilde{u}_i - p_i < 0, i = 1, 2$, consumers will return both products simultaneously; otherwise, consumers will return the product with the lower realized net utility and retain the product with the higher realized net utility.

Proof. Omitted. □

Therefore, the profit functions of both firms can also be changed as

$$\begin{aligned}\pi_1 &= \alpha [p_1 \cdot q_1(p_1, p_2) - r \cdot q_2(p_1, p_2) - r \cdot k_0] - (1 - \alpha) \cdot r \\ \pi_2 &= \alpha [p_2 \cdot q_2(p_1, p_2) - r \cdot k_1 - r \cdot k_0]\end{aligned}$$

For brief, we let $p_1 = p_2 = p$ and calculate the extra profit of the prominent firm as

$$\pi_1 - \pi_2 = \underbrace{\alpha p(q_1 - q_2)}_{\text{Advantage of Prominence}} \quad \underbrace{-\alpha r(q_2 - k_1)}_{\text{Indirect Mechanism}} \quad \underbrace{-(1 - \alpha)r}_{\text{Direct Mechanism}}$$

We can decompose the extra profit into three parts. The first is the advantage of prominence. This remains positive, as in the benchmark model, where the prominent firm benefits from being searched first. The second is the indirect mechanism supporting the disadvantage of prominence. This mechanism is thoroughly discussed in our main results. It illustrates how increased product return cost and reduced demand for the second firm can erode the prominent firm's profitability. The third is direct mechanism supporting the disadvantage of prominence. This new mechanism

arises due to the correlated match values.

The underlying economics of the direct mechanism is that when the match values of the two products are correlated, consumers can update their beliefs about the second product after trying the first one. If, after experiencing the first product, consumers anticipate that the match value of the second product is likely to be low, they will refrain from searching for or purchasing it. As a result, the second firm avoids the return costs associated with dissatisfied consumers who would otherwise return the product.

In our stylized example, after trying the first product, if consumers realize they do not favor this type of product, they will not search for the second product at all. Consequently, only the first firm bears the product return losses from consumers who discover they do not like this category of product, which amplifies the disadvantage of prominence.

In summary, compared to the independent match values scenario, correlated match values intensify the disadvantage of prominence by triggering this direct mechanism.

6.2 Observable Price

In the benchmark model, we assume that consumers have to pay search costs of s to find the price of the product. Sometimes consumers don't need to pay search cost s to discover the price because the price is easily found on the e-commerce platform. However, even if we assume that consumers don't have to pay search costs to discover the price, they still pay search costs to find the product before they buy it, otherwise there would be no search prominence. In this part, we try to extend our main results from unobservable price to observable price.

Although we can still prove the existence and uniqueness of the price equilibrium and the existence of the weak advantage of prominence in Appendix B, we can find some new properties of price competition.

The first new feature is that the non-prominent firm may not always charge a higher price than the prominent firm. The economic intuition is that this is because consumers can observe the price of the second product before they search for it. If the non-prominent firm sets a lower price, it may not only have a greater demand among consumers who have decided to search for it, but also attract more consumers to search for and purchase it. Therefore, when the product

return cost is low, the non-prominent firm has an incentive to attract consumers to search for its product by setting a relatively low price. However, if the product return cost is high enough, the non-prominent firm also has an incentive to set a relatively high price to discourage consumers from searching for its product in order to reduce the product return scale. See Appendix B.2 for more details.

Second, with the same intuition, as the cost of return increases, the price of the non-prominent firm may not always decrease. When return cost is low, the non-prominent firm will lower its price as return cost rises to increase demand and reduce product returns. However, if return cost is high, the non-prominent firm will raise its price to discourage purchases and, in turn, reduce the product return rate. While Petrikaitė (2018) highlights a similar intuition, we use a sequential search framework to clarify it more explicitly. However, the prominent firm’s price will always decrease as the cost of return increases because the prominent firm cannot reduce product returns by setting a higher price. See Appendix B.3 for more details.

Third, unlike the corollary 1, the non-prominent firm’s profits will certainly fall as the cost of return rises. The reason is that, since prices are observable, the non-prominent firm will take into account the impact of its price on consumers’ search criterion. Therefore, we can directly apply the envelope theorem when considering the impact of return costs on the non-prominent firm’s profits. The difficulty in proving the corollary 1 disappears. See Appendix B.5 for more details.

7 Concluding Remarks

This paper develops a duopoly model incorporating product returns into the traditional sequential consumer search framework. The analysis reveals that the extremely high return cost can lead to the “Disadvantage of Prominence”, where the prominent firm’s profit is lower than that of its non-prominent competitor, regardless of whether pricing is exogenously fixed or determined by competitive equilibrium. Additionally, the platform’s advertising revenue declines as the return cost increases when advertising investments determine the display order of products. Higher return costs also leads to a reduction in overall industry profits, while consumer surplus increases. Finally, when a platform maximizing advertising fees can choose how to distribute the return cost between firms and consumers, it will always allocate a positive portion of the return cost to consumers.

These findings offer two key managerial insights. Firstly, for an advertising revenue-maximizing platform, it is preferable to allocate positive return cost to consumers. In practice, a platform should avoid transferring all return cost from consumers to firms by forcing them to cover return shipping through insurance or similar policies, which is common on some major e-commerce platforms. Secondly, different platforms adopt distinct return policies based on their management goals. An advertising fee-maximizing or industry profit-maximizing platform should implement a lenient product return policy for firms, aiming to reduce their return cost. On the other hand, platforms focused on maximizing consumer surplus or trading volume should adopt stricter return policies to control prices effectively.

Future research could expand on this paper in several directions. First, in reality, there might be heterogeneity in return costs due to inadequate investment in return systems by some firms. Second, the return costs borne by businesses may serve as a signaling mechanism. Intuitively, businesses or platforms willing to bear higher return costs often have higher product quality, potentially earning them a higher reputation. Third, focusing on returns as the main object of study to analyze the factors influencing the scale of returns could deepen the understanding of return issues.

Acknowledgments

Omitted.

Notes

¹Further details can be found at <https://datareportal.com/reports/digital-2023-global-overview-report>.

²Further details can be found at <https://rla.org/media/article/view?id=1275>.

³The 618 Shopping Festival is an annual mid-year sales event in China, initiated by JD.com to celebrate its anniversary on June 18th. It has since evolved into a major retail phenomenon, with e-commerce platforms such as Taobao and Tmall participating and offering significant discounts across a broad range of products. The festival typically spans from June 1st to June 18th, during which consumers can enjoy various promotions, deals, and discounts, making it the second-largest shopping event in China, following the Singles' Day sale.

⁴More details about the firms' concern can be found at <https://m.jrj.com.cn/madapter/finance/2024/06/07172040950775.shtml>.

⁵More details can be found at <https://new.qq.com/rain/a/20240729A068FL00> and <https://www.guancha.cn/economy/2024'09'25'749677.shtml?s=zwyxgtjbt>.

⁶After searching and purchasing the product from Firm 1, it is assumed that the marginal consumer derives a net value $\hat{u}_m - p_1$, which is higher or equal to 0. Otherwise, if $\hat{u}_m - p_1$ is less than 0, the expected utility of marginal consumer to search the product of Firm 2 is zero, that is:

$$\int_{p_2}^1 (u_2 - p_2) du_2 - s = 0$$

For a small $\epsilon > 0$, the match value with Firm 1 of 2 non-marginal consumers is $\hat{u}_1 = \hat{u}_m - \epsilon < p_1$ and $\hat{u}_1 = \hat{u}_m + \epsilon < p_1$, the expected utility of searching Firm 2 is also:

$$\int_{p_2}^1 (u_2 - p_2) du_2 - s = 0$$

Neither will continue to search for a second product, and their behavior remains consistent with the marginal consumer. This contradicts the net value of the marginal consumer being $\hat{u}_m - p_1$, hence the net value that the marginal consumer obtains from the first product cannot be $\hat{u}_m - p_1 < 0$. Therefore, the net value that the marginal consumer obtains from the first product must be $\hat{u}_m - p_1 \geq 0$. Moreover, since $\int_{\hat{u}_1 - p_1 + p_2}^1 (u_2 - p_2) - (\hat{u}_1 - p_1) du_2$ decreases as $\hat{u}_1 - p_1$ increases, it is required that $\hat{u}_m - p_1 \geq 0$ which implies $\int_{p_2}^1 (u_2 - p_2) du_2 - s \geq 0$. Considering the situation where the equilibrium price is lower than the monopoly price $p_m = 1/2$, that is $p_2 < p_m$, thus $\int_{p_2}^1 (u_2 - p_2) du_2 - s > \int_{1/2}^1 (u_2 - 1/2) du_2 - s$. To satisfy the aforementioned condition, it is only necessary that $\int_{1/2}^1 (u_2 - 1/2) du_2 - s > 0$, which simplifies to $s < 1/8$, consistent with the previously set parameter range.

⁷Note that the above demand expressions hold under the condition that the following two conditions are satisfied in equilibrium: $p_2 \leq a$, $a - p_2 + p_1 \leq 1$. These conditions will be verified in proving the existence and uniqueness of competitive equilibrium. When discussing the case of exogenous pricing, it is assumed that these two conditions hold.

⁸The focus on cases with relatively high search cost follows the same rationale as in the proof of Proposition 4. This approach helps control the upper limit of equilibrium prices, allowing us to eliminate the price variable in the profit function.

⁹More details can be found at <https://sellercentral-europe.amazon.com/seller-forums/discussions/t/5d43c390-3a62-4a96-b49a-d6a1e73379f8>.

¹⁰For consumers with $\hat{u}_1 \geq p_1$, their rationale when considering whether to search for a second firm's product aligns with that of the marginal consumer. For those with $\hat{u}_1 < p_1$, since they know they need to return the first firm's product after purchase, their expected additional return cost when considering whether to continue searching for a second firm's product is actually the probability that the net value of the second firm's product is less than zero multiplied by the unit return cost r_c . This implies that, compared to marginal consumers, they are more likely to gain a positive net benefit from searching for a second product, hence are more motivated to continue searching for a second firm's product. Therefore, these consumers will also display the same search and purchase rules as those in

the baseline model.

References

- Anderson, E. T., K. Hansen, and D. Simester (2009). The option value of returns: Theory and empirical evidence. *Marketing Science* 28(3), 405–423.
- Anderson, S. P. and A. De Palma (2013). Shouting to be heard in advertising. *Management Science* 59(7), 1545–1556.
- Anderson, S. P. and R. Renault (2013). The advertising mix for a search good. *Management Science* 59(1), 69–83.
- Arbatskaya, M. (2007). Ordered search. *The RAND Journal of Economics* 38(1), 119–126.
- Armstrong, M. (2017). Ordered consumer search. *Journal of the European Economic Association* 15(5), 989–1024.
- Armstrong, M., J. Vickers, and J. Zhou (2009). Prominence and consumer search. *The RAND Journal of Economics* 40(2), 209–233.
- Armstrong, M. and J. Zhou (2011). Paying for prominence. *The Economic Journal* 121(556), F368–F395.
- Armstrong, M. and J. Zhou (2016). Search deterrence. *The Review of Economic Studies* 83(1), 26–57.
- Athey, S. and G. Ellison (2011). Position auctions with consumer search. *The Quarterly Journal of Economics* 126(3), 1213–1270.
- Bonifield, C., C. Cole, and R. L. Schultz (2010). Product returns on the internet: a case of mixed signals? *Journal of Business Research* 63(9-10), 1058–1065.
- Bower, A. B. and J. G. Maxham III (2012). Return shipping policies of online retailers: Normative assumptions and the long-term consequences of fee and free returns. *Journal of Marketing* 76(5), 110–124.

- Chandra, A. and M. Weinberg (2018). How does advertising depend on competition? evidence from us brewing. *Management Science* 64(11), 5132–5148.
- Chen, Y. and C. He (2011). Paid placement: Advertising and search on the internet. *The Economic Journal* 121(556), F309–F328.
- Chen, Y., Y. V. Joshi, J. S. Raju, and Z. J. Zhang (2009). A theory of combative advertising. *Marketing Science* 28(1), 1–19.
- Chen, Y., S. Li, K. Lin, and J. Yu (2021). Consumer search with blind buying. *Games and Economic Behavior* 126, 402–427.
- Edelman, B., M. Ostrovsky, and M. Schwarz (2007). Internet advertising and the generalized second-price auction: Selling billions of dollars worth of keywords. *American economic review* 97(1), 242–259.
- Fishman, A. and D. Lubensky (2018). Search prominence and return costs. *International Journal of Industrial Organization* 58, 136–161.
- Guide Jr, V. D. R., G. C. Souza, L. N. Van Wassenhove, and J. D. Blackburn (2006). Time value of commercial product returns. *Management Science* 52(8), 1200–1214.
- Guide Jr, V. D. R. and L. N. Van wassenhove (2001). Managing product returns for remanufacturing. *Production and operations management* 10(2), 142–155.
- Hsiao, L. and Y.-J. Chen (2012). Returns policy and quality risk in e-business. *Production and Operations Management* 21(3), 489–503.
- Inderst, R. and G. Tirosh (2015). Refunds and returns in a vertically differentiated industry. *International Journal of Industrial Organization* 38, 44–51.
- Janssen, M. and C. Williams (2024). Consumer search and product returns in e-commerce. *American Economic Journal: Microeconomics* 16(2), 387–419.
- Jing, B. (2016). Lowering customer evaluation costs, product differentiation, and price competition. *Marketing Science* 35(1), 113–127.

- Joo, M., K. C. Wilbur, B. Cowgill, and Y. Zhu (2014). Television advertising and online search. *Management Science* 60(1), 56–73.
- Liu, B., W. Zhu, Y. Shen, Y. Chen, T. Wang, F. Chen, M. W. Liu, and S.-H. Zhou (2022). A study about return policies in the presence of consumer social learning. *Production and Operations Management* 31(6), 2571–2587.
- Liu, J., X. Sun, and Y. Liu (2022). Products pricing and return strategies for the dual channel retailers. *Operational Research* 22(4), 3841–3867.
- Mukhopadhyay, S. K. and R. Setoputro (2005). Optimal return policy and modular design for build-to-order products. *Journal of Operations Management* 23(5), 496–506.
- Ofek, E., Z. Katona, and M. Sarvary (2011). “bricks and clicks”: The impact of product returns on the strategies of multichannel retailers. *Marketing Science* 30(1), 42–60.
- Petersen, J. A. and V. Kumar (2009). Are product returns a necessary evil? antecedents and consequences. *Journal of Marketing* 73(3), 35–51.
- Petersen, J. A. and V. Kumar (2015). Perceived risk, product returns, and optimal resource allocation: Evidence from a field experiment. *Journal of Marketing Research* 52(2), 268–285.
- Petrikaitė, V. (2018). A search model of costly product returns. *International Journal of Industrial Organization* 58, 236–251.
- Rhodes, A. (2011). Can prominence matter even in an almost frictionless market? *The Economic Journal* 121(556), F297–F308.
- Shen, Q. and J. Miguel Villas-Boas (2018). Behavior-based advertising. *Management Science* 64(5), 2047–2064.
- Shulman, J. D., A. T. Coughlan, and R. C. Savaskan (2010). Optimal reverse channel structure for consumer product returns. *Marketing Science* 29(6), 1071–1085.
- Shulman, J. D., A. T. Coughlan, and R. C. Savaskan (2011). Managing consumer returns in a competitive environment. *Management science* 57(2), 347–362.

- Song, S. X. (2024). Digital vs. traditional advertising and the recognition of brand intangible assets. *Management Science*.
- Vakratsas, D. and T. Ambler (1999). How advertising works: what do we really know? *Journal of marketing* 63(1), 26–43.
- Varian, H. R. (2007). Position auctions. *international Journal of industrial Organization* 25(6), 1163–1178.
- Weitzman, M. L. (1979). Optimal search for the best alternative. *Econometrica: Journal of the Econometric Society*, 641–654.
- Wood, S. L. (2001). Remote purchase environments: The influence of return policy leniency on two-stage decision processes. *Journal of Marketing Research* 38(2), 157–169.
- Xu, L., K. C. Wilbur, S. Siddarth, and J. M. Silva-Risso (2014). Price advertising by manufacturers and dealers. *Management Science* 60(11), 2816–2834.
- Zhang, C., M. Yu, and J. Chen (2022). Signaling quality with return insurance: Theory and empirical evidence. *Management Science* 68(8), 5847–5867.
- Zhou, J. (2011). Ordered search in differentiated markets. *International Journal of Industrial Organization* 29(2), 253–262.

A Proof of Main Results

A.1 Proof of Proposition 1.

Let $p_1 = p_2 = p$, we have:

$$\pi_1 - \pi_2 = (p - pa - ra)(1 - a)$$

Since $a \in (\frac{1}{2}, 1)$, $\pi_1 - \pi_2 < 0$ if and only if:

$$p - pa - ra < 0$$

The inequality can be simplified as:

$$r > \frac{1-a}{a}p$$

A.2 Proof of Proposition 2.

In order to find the equilibrium price (p_1, p_2) , we need to find such pair of price which both firms will not deviate from.

For firm 1, suppose that it unilateral deviates from p_1 to p . The profits of firm 1 is

$$\pi_1(p) = (p+r)[d_1^n(p) + k_1(p)] - r$$

where,

$$\begin{aligned} d_1^n(p) &= 1 - F(a+p-p_2) \\ &= 1 - (a+p-p_2) \\ k_1(p) &= \int_p^{a+p-p_2} F(u_1-p+p_2)f(u_1)du_1 \\ &= \frac{1}{2}(a-p_2)(a+p_2) = k_1 \end{aligned}$$

In order to maximize the profits, the first order condition of firm 1 is

$$\frac{\partial \pi_1(p)}{\partial p} = d_1^n(p) + k_1(p) - (p+r) = 0$$

The best response function of firm 1 is:

$$b_1(p_2) = \begin{cases} \frac{1}{2}[1-a-r+p_2+k_1], & \text{if } 1-a-r+p_2+k_1 \geq 0 \\ 0, & \text{otherwise} \end{cases} \quad (6)$$

And the second order condition is satisfied

$$\frac{\partial^2 \pi_1(p)}{\partial p^2} = -2 < 0$$

The profits of firm 2 is

$$\pi_2(p) = (p + r)[d_2^r(p) + k_2(p)] - r[1 - d_1^r(p)]$$

where,

$$\begin{aligned} d_2^r(p) &= F(a + p_1 - p_2) [1 - F(a + p - p_2)] \\ &= (a + p_1 - p_2) [1 - (a + p - p_2)] \\ k_2(p) &= \int_p^{a+p-p_2} F(u_2 + p_1 - p) f(u_2) du_2 \\ &= \frac{1}{2}(a - p_2)(a - p_2 + 2p_1) = k_2 \\ d_1^r(p) &= 1 - F(a + p_1 - p_2) \\ &= 1 - (a + p_1 - p_2) \end{aligned}$$

In order to maximize the profits, the first order condition of firm 2 is

$$\frac{\partial \pi_2(p)}{\partial p} = d_2^r(p) + k_2(p) + (p + r)[-(a + p_1 - p_2)] = 0$$

Set $p = p_2$, we can get:

$$(a + p_1 - p_2) [1 - a] + k_2 - (p_2 + r)(a + p_1 - p_2) = 0 \quad (7)$$

And the second order condition is satisfied

$$\frac{\partial^2 \pi_2(p)}{\partial p^2} = -2(a + p_1 - p_2) < 0$$

Set $h_2 = a + p_1 - p_2$, recall $k_2 = \int_{p_2}^a (u_2 + p_1 - p_2) du_2$, we have

$$\frac{k_2}{h_2} = \int_{p_2}^a \frac{u_2 + p_1 - p_2}{a + p_1 - p_2} du_2$$

For $\forall p_1 \in [0, a]$, when p_2 increases, $\frac{u_2 + p_1 - p_2}{a + p_1 - p_2}$ decreases and $\frac{k_2}{h_2}$ decreases.

Therefore, the price determined function of firm 2 is:

$$p_2 = \begin{cases} 1 - a - r + \frac{k_2}{h_2}, & \text{if } 1 - a - r + \int_0^a \frac{u_2 + p_1}{a + p_1} du_2 \geq 0 \\ 0, & \text{if } 1 - a - r + \int_0^a \frac{u_2 + p_1}{a + p_1} du_2 < 0 \end{cases} \quad (8)$$

Because $0 < \frac{u_2 + p_1 - p_2}{a + p_1 - p_2} < 1$, we can get $0 < \frac{k_2}{h_2} < a - p_2$. If $p_2 = \frac{1-r}{2}$, we have $\frac{1-r}{2} = 1 - r - p_2 > \max\{1 - r - a + \frac{k_2}{h_2}, 0\}$, i.e. the LHS of Equation 8 is larger than RHS. If $p_2 = 0$, we have $0 \leq \max\{1 - r - a + \frac{k_2}{h_2}, 0\}$, the LHS of Equation 8 is no larger than RHS. Therefore, \exists a unique solution $p_2 \in [0, \frac{1-r}{2}]$ for $\forall p_1 \in [0, a]$. That is, $b_2(p_1) \in [0, \frac{1-r}{2}]$, where $p_1 \in [0, a]$.

If $1 - a - r + p_2 + k_1 \geq 0$, recall equation 6, we can get

$$\begin{aligned} b_1(p_2) &= \frac{1}{2}(1 - a - r + p_2 + k_1) \\ &= \frac{1}{2} \left[1 - a - r + p_2 + \frac{1}{2}(a^2 - p_2^2) \right] \end{aligned}$$

Differentiate with respect to p_2 , we have $b_1'(p_2) = \frac{1}{2}(1 - p_2) \in [0, \frac{1}{2}]$. Because $p_2 \in [0, \frac{1-r}{2}]$, we have:

$$\begin{aligned} b_1(p_2) &\geq \frac{1}{2} \left[1 - a - r + \frac{1}{2}a^2 \right] \\ b_1(p_2) &\leq \frac{1}{2}(1 - r) + \frac{1}{2} \left(a - \frac{1-r}{2} \right) \left(\frac{a}{2} + \frac{1-r}{4} - 1 \right) \end{aligned}$$

Because $\frac{a}{2} + \frac{1-r}{4} - 1 < \frac{1}{2} + \frac{1}{4} - 1 - \frac{r}{4} < 0$, we can get $b_1(p_2) \leq \frac{1}{2}(1 - r)$. Therefore, for $r \in [0, 1]$, we have $b_1(p_2) \in [0, \frac{1-r}{2}]$.

For $p_1 = b_1(b_2(p_1))$, there at least exists a fixed point $p_1 \in [0, \frac{1-r}{2}]$. And there at least exists a pair of fixed point (p_1, p_2) satisfying $p_i \in [0, \frac{1-r}{2}], i = 1, 2$.

The next part is to show the uniqueness.

Recall the equation 8, if $1 - a - r + \int_0^a \frac{u_2 + p_1}{a + p_1} du_2 \geq 0$ we have

$$\begin{aligned} p_2 &= 1 - a - r + \int_{p_2}^a \frac{u_2 + p_1 - p_2}{a + p_1 - p_2} du_2 \\ &= 1 - a - r + \int_{p_2}^a \frac{u_2 + b_1(p_2) - p_2}{a + b_1(p_2) - p_2} du_2 \end{aligned} \quad (9)$$

Because when $p_2 \in [0, a]$, $b'_1(p_2) \in [0, \frac{1}{2}]$, we have $[b_1(p_2) - p_2]' < 0$. If p_2 increases, the LHS of equation 9 increases, and the RHS decreases.

$$\text{If } 1 - a - r + \int_0^a \frac{u_2 + p_1}{a + p_1} du_2 < 0, p_2 = 0.$$

Therefore, there always exists a unique solution p_2 for $p_1 \in [0, a]$. Combine Equation 6 and Equation 8, we can have

$$\begin{aligned} p_1 &= 1 - a - r + \frac{1}{2} \left[k_1 + \frac{k_2}{h_2} \right] \\ p_2 &= 1 - a - r + \frac{k_2}{h_2} \end{aligned}$$

And it's obvious that $p_1 > 1 - a - r, p_2 > 1 - a - r$.

For p_1 , when $\frac{1}{2}[1 - a - r + p_2 + k_1]$, if $1 - a - r + p_2 + k_1 \geq 0$, because $b'_1(p_2) > 0$, there exists a unique solution for given $p_2 \in [0, a]$. When $\frac{1}{2}[1 - a - r + p_2 + k_1]$, if $1 - a - r + p_2 + k_1 < 0$, there also exists a unique solution. So there always exists a unique p_1 for any $p_2 \in [0, a]$.

Therefore, there exists a unique equilibrium (p_1, p_2) satisfying $p_i \in [0, \frac{1-r}{2}]$, $i = 1, 2, \forall r \in [0, 1]$.

Monopoly case:

$$\pi_m(p) = p \cdot [1 - F(p)] - r \cdot F(p) = p \cdot (1 - p) - r \cdot p.$$

The optimal price is $p = \frac{1-r}{2}$, profit is $\pi_m = \frac{(1-r)^2}{4}$.

A.3 Proof of Lemma 2.

Recalling equation 6 and equation 7, combine these two equations and notice that $h_2 = a + p_1 - p_2 < 1$, we can get:

if $p_1 > 0, p_2 > 0$:

$$\begin{aligned} p_2 - p_1 &= \frac{1}{2} \left(\frac{k_2}{h_2} - k_1 \right) \\ &> \frac{1}{2} (k_2 - k_1) \\ &= \frac{1}{2} (a - p_2) (p_1 - p_2). \end{aligned}$$

Therefore we have

$$(p_2 - p_1) \left[1 + \frac{1}{2}(a - p_2) \right] > 0.$$

if $p_1 = 0, p_2 > 0$:

$$p_2 - p_1 = p_2 > 0.$$

We have proved that $p_2 - p_1 > 0$.

A.4 Proof of Proposition 3.

First, given $p_i > 0, i = 1, 2$, prove that when r increases or s decreases, p_1 and p_2 will decrease.

The equilibrium can be characterized by

$$\begin{aligned} p_1 = b_1(p_2) &= \frac{1}{2} \left[1 - a - r + p_2 + \frac{1}{2} (a^2 - p_2^2) \right] \\ p_2 &= 1 - a - r + \int_{p_2}^a \frac{u_2 + b_1(p_2) - p_2}{a + b_1(p_2) - p_2} du_2 \end{aligned} \quad (10)$$

When r increases, $b_1(p_2)$ will decrease, therefore, the RHS of equation 9 will also decrease. So p_2 will decrease and because $b_1'(p_2) > 0$, p_1 will also decrease.

And because $p_1 < p_2$, with r increasing, p_1 will first go to 0. Letting $p_1 = 0$ in the equilibrium system 10, we can calculate that $r = \frac{1-2a+\sqrt{4a^2-4a+9}}{4}$. Let $\bar{r}(a) = \frac{1-2a+\sqrt{4a^2-4a+9}}{4}$. We have proved $p_i > 0, i = 1, 2$ when $r \in [0, \bar{r}(a)]$. For $\bar{r}(a)$, we have $\frac{d\bar{r}(a)}{da} = \frac{2a-1-\sqrt{4a^2-4a+9}}{\sqrt{4a^2-4a+9}}$. Because $2a - 1 - \sqrt{4a^2 - 4a + 9} < 1 - 2\sqrt{2} < 0$. Therefore, $\bar{r}(a) \in \left(\frac{1}{2}, \frac{\sqrt{2}}{2} \right)$.

Second, given $p_1 = 0, p_2 > 0$.

The equilibrium can be characterized by

$$p_2 = 1 - a - r + \int_{p_2}^a \frac{u_2 - p_2}{a - p_2} du_2 \quad (11)$$

We can straightforwardly show that with r increasing, p_2 will decrease.

Letting $p_1 = p_2 = 0$ in the equilibrium system 11, we can calculate that $r = 1 - \frac{a}{2}$. We have proved $p_1 = 0, p_2 > 0$ when $r \in [\bar{r}(a), 1 - \frac{a}{2}]$.

Third, it's obvious that if $r \in [1 - \frac{a}{2}, 1]$, we can have $p_1 = p_2 = 0$.

A.5 Proof of Proposition 4.

Because p_1 is the prominent firm's optimal price, we have

$$\pi_1 > \pi_1(p_2) = (p_2 + r)(1 - a + k_1) - r$$

Therefore, we have

$$\begin{aligned} \pi_1 - \pi_2 &> \pi_1(p_2) - \pi_2 \\ &= (p_2 + r)[1 - a - h_2(1 - a) + (p_2 - p_1)(a - p_2)] - rd_1^n \\ &= [(p_2 + r)(1 - a) - r](1 - h_2) + (p_2 + r)(a - p_2)(p_2 - p_1) \end{aligned}$$

Because $(p_2 + r)(a - p_2)(p_2 - p_1) > 0$, the sufficient condition of $\pi_1 - \pi_2 > 0$ is $p_2(1 - a) - ra \geq 0$.

Because $p_2 > 1 - a - r$, the sufficient condition of $p_2(1 - a) - ra \geq 0$ is $r < (1 - a)^2$.

In order to proof the second part, we just need to find some examples making $\pi_1 < \pi_2$.

Consider the extreme case with $r = \bar{r}(a)$. The equilibrium prices are $p_1 = 0, p_2 = 2 - a - 2r$.

Therefore, we can have

$$\begin{aligned} \pi_1 - \pi_2 &= [(p_1 + r)(d_1^n + k_1) - (p_2 + r)(d_2^r + k_2) - rd_1^n] |_{r=\bar{r}(a)} \\ &= \bar{r}(a)(k_1 - d_2^r - k_2) - p_2(d_2^r + k_2) \end{aligned}$$

We can calculate that

$$k_1 - d_2^r - k_2 = [2a - 2 + 2\bar{r}(a)] \cdot [1 - 2\bar{r}(a)]$$

We just need to prove: $2a - 2 + 2\bar{r}(a) > 0$ and $1 - 2\bar{r}(a) < 0$.

For the first inequality, we can have $\bar{r}(a) - (1 - a) = \frac{-3+2a+\sqrt{4a^2-4a+9}}{4}$, which is increase with a for $a \in (\frac{1}{2}, 1)$. Therefore, $\bar{r}(a) - (1 - a) > \frac{\sqrt{2}-1}{2} > 0$.

For the second inequality, because $\bar{r}(a) \in (\frac{1}{2}, \frac{\sqrt{2}}{2})$, we can have $1 - 2\bar{r}(a) < 0$.

Therefore, $\pi_1 - \pi_2 < 0$.

Because profit functions are continuous w.r.t r , there exists $\hat{r}(a) \in ((1-a)^2, \bar{r}(a))$, and the above inequation holds for $r \in (\hat{r}(a), \bar{r}(a)]$.

A.6 Proof of Proposition 5.

In $\pi_1 - \pi_2$, differentiate with respect to r :

$$\frac{d(\pi_1 - \pi_2)}{dr} = \frac{\partial(\pi_1 - \pi_2)}{\partial r} + \frac{\partial(\pi_1 - \pi_2)}{\partial p_1} \frac{dp_1}{dr} + \frac{\partial(\pi_1 - \pi_2)}{\partial p_2} \frac{dp_2}{dr}$$

We can calculate that

$$\begin{aligned} \frac{\partial(\pi_1 - \pi_2)}{\partial r} &= -(a - p_2)(1 - a + p_1 - p_2) - p_1(1 - a) \\ \frac{\partial(\pi_1 - \pi_2)}{\partial p_1} &= 1 - a - r + \frac{a^2}{2} - 2p_1 + \frac{p_2^2}{2} + rp_2 \\ \frac{\partial(\pi_1 - \pi_2)}{\partial p_2} &= 2p_2 - \frac{3}{2}p_2^2 + \frac{a^2}{2} - a + r(1 + p_1 - 2p_2) + p_1p_2 \end{aligned}$$

Because we focus on $r \in [0, \bar{r}(a))$, $p_2 > p_1 > 0$, recall equation 6, differentiate with respect to r :

$$\frac{dp_1}{dr} = -\frac{1}{2} + \frac{1 - p_2}{2} \frac{dp_2}{dr}$$

Therefore, we have

$$\begin{aligned} & \frac{\partial(\pi_1 - \pi_2)}{\partial p_1} \frac{dp_1}{dr} + \frac{\partial(\pi_1 - \pi_2)}{\partial p_2} \frac{dp_2}{dr} \\ &= \left[1 - a - r + \frac{a^2}{2} - 2p_1 + \frac{p_2^2}{2} + rp_2 \right] \frac{dp_1}{dr} \\ & \quad + \left[2p_2 - \frac{3}{2}p_2^2 + \frac{a^2}{2} - a + r(1 + p_1 - 2p_2) + p_1p_2 \right] \frac{dp_2}{dr} \\ &= -\frac{1}{2} + \frac{a}{2} + \frac{r}{2} - \frac{a^2}{4} + p_1 - \frac{p_2^2}{4} - \frac{r}{2}p_2 \\ & \quad + \left[-\frac{p_2^3}{4} + \left(-\frac{r}{2} - \frac{5}{4} \right) p_2^2 + \left(-r + \frac{3}{2} + \frac{a}{2} - \frac{a^2}{4} + 2p_1 \right) p_2 + \frac{1}{2} - \frac{3a}{2} + \frac{3a^2}{4} + \frac{r}{2} + rp_1 - p_1 \right] \frac{dp_2}{dr} \end{aligned}$$

Because $\frac{dp_2}{dr} < 0$, in order to show $\frac{\partial(\pi_1 - \pi_2)}{\partial r} < 0$, we just need to show:

$$\begin{aligned} & -(a - p_2)(1 - a + p_1 - p_2) - p_1(1 - a) - \frac{1}{2} + \frac{a}{2} + \frac{r}{2} - \frac{a^2}{4} + p_1 - \frac{p_2^2}{4} - \frac{r}{2}p_2 < 0 \\ -\frac{p_2^3}{4} + \left(-\frac{r}{2} - \frac{5}{4}\right)p_2^2 + \left(-r + \frac{3}{2} + \frac{a}{2} - \frac{a^2}{4} + 2p_1\right)p_2 + \frac{1}{2} - \frac{3a}{2} + \frac{3a^2}{4} + \frac{r}{2} + rp_1 - p_1 > 0 \end{aligned}$$

For the first inequation:

$$\begin{aligned} & -(a - p_2)(1 - a + p_1 - p_2) - p_1(1 - a) - \frac{1}{2} + \frac{a}{2} + \frac{r}{2} - \frac{a^2}{4} + p_1 - \frac{p_2^2}{4} - \frac{r}{2}p_2 \\ = & -\frac{5}{4}p_2^2 + \left(1 + p_1 - \frac{r}{2}\right)p_2 - \frac{a}{2} + \frac{3}{4}a^2 - \frac{1}{2} + \frac{r}{2} \end{aligned}$$

In order to make sure the above equation is negative, because $p_1 < \frac{1-r}{2}$, we just need to guarantee:

$$\begin{aligned} & \left(1 + p_1 - \frac{r}{2}\right)^2 + 5\left(-\frac{a}{2} + \frac{3}{4}a^2 - \frac{1}{2} + \frac{r}{2}\right) \\ & < \left(\frac{3}{2} - r\right)^2 + 5\left(-\frac{a}{2} + \frac{3}{4}a^2 - \frac{1}{2} + \frac{r}{2}\right) \\ & = -\frac{1}{4} - \frac{5}{2}a + \frac{15}{4}a^2 + r\left(r - \frac{1}{2}\right) < 0 \end{aligned}$$

Because $r < \bar{r}(a) < \frac{\sqrt{2}}{2}$, $r(r - \frac{1}{2}) < \frac{1}{2} - \frac{\sqrt{2}}{4}$, and let $a = \frac{1}{2}$, we have:

$$-\frac{1}{4} - \frac{5}{2}a + \frac{15}{4}a^2 + r\left(r - \frac{1}{2}\right) < -\frac{1 + 4\sqrt{2}}{16} < 0.$$

Because $-\frac{1}{4} - \frac{5}{2}a + \frac{15}{4}a^2$ is a continuous function w.r.t. a , there exists $s_1 < \frac{1}{8}$, and the above inequation holds for $s > s_1$.

For the second inequation: $-\frac{p_2^3}{4} + \left(-\frac{r}{2} - \frac{5}{4}\right)p_2^2 + \left(-r + \frac{3}{2} + \frac{a}{2} - \frac{a^2}{4} + 2p_1\right)p_2 + \frac{1}{2} - \frac{3a}{2} + \frac{3a^2}{4} + \frac{r}{2} + rp_1 - p_1 > 0$, differentiate with respect to p_2 :

$$-\frac{3}{4}p_2^2 + \left(-r - \frac{5}{2}\right)p_2 - r + \frac{3}{2} + \frac{a}{2} - \frac{a^2}{4} + 2p_1$$

The above function will decrease with respect to p_2 increasing. Because $0 < p_1 < p_2 < \frac{1-r}{2}$, we

have

$$\begin{aligned}
& -\frac{3}{4}p_2^2 + \left(-r - \frac{5}{2}\right)p_2 - r + \frac{3}{2} + \frac{a}{2} - \frac{a^2}{4} + 2p_1 \\
& > -\frac{3(1-r)^2}{4} - \left(r + \frac{5}{2}\right)\frac{1-r}{2} - r + \frac{3}{2} + \frac{a}{2} - \frac{a^2}{4} + 2p_1 \\
& > -\frac{3(1-r)^2}{4} - \left(r + \frac{5}{2}\right)\frac{1-r}{2} - r + \frac{3}{2} + \frac{a}{2} - \frac{a^2}{4} \\
& = \frac{7}{16}r^2 + \frac{r}{8} + \frac{1}{16} + \frac{a}{2} - \frac{a^2}{4} > 0
\end{aligned}$$

Therefore, $-\frac{p_2^3}{4} + \left(-\frac{r}{2} - \frac{5}{4}\right)p_2^2 + \left(-r + \frac{3}{2} + \frac{a}{2} - \frac{a^2}{4} + 2p_1\right)p_2 + \frac{1}{2} - \frac{3a}{2} + \frac{3a^2}{4} + \frac{r}{2} + rp_1 - p_1$ will increase with respect to p_2 , and because $p_2 > p_1$, we have

$$\begin{aligned}
& -\frac{p_2^3}{4} + \left(-\frac{r}{2} - \frac{5}{4}\right)p_2^2 + \left(-r + \frac{3}{2} + \frac{a}{2} - \frac{a^2}{4} + 2p_1\right)p_2 + \frac{1}{2} - \frac{3a}{2} + \frac{3a^2}{4} + \frac{r}{2} + rp_1 - p_1 \\
& > -\frac{1}{4}p_1^3 + \left(\frac{3}{4} - \frac{r}{2}\right)p_1^2 + \left(\frac{1}{2} + \frac{a}{2} - \frac{a^2}{4}\right)p_1 + \frac{1}{2} - \frac{3}{2}a + \frac{3}{4}a^2 + \frac{r}{2}
\end{aligned}$$

For the last function, differentiate with respect to p_1 :

$$\frac{1}{2} + \frac{a}{2} - \frac{a^2}{4} + \left(\frac{3}{2} - r\right)p_1 - \frac{3}{4}p_1^2$$

Because $0 < p_1 < \frac{1-r}{2}$, we have:

$$\begin{aligned}
& \frac{1}{2} + \frac{a}{2} - \frac{a^2}{4} + \left(\frac{3}{2} - r\right)p_1 - \frac{3}{4}p_1^2 \\
& > \frac{1}{2} + \frac{a}{2} - \frac{a^2}{4} \\
& > 0.
\end{aligned}$$

First, consider $r \in [0, 1-a]$. We have:

$$\begin{aligned}
& -\frac{1}{4}p_1^3 + \left(\frac{3}{4} - \frac{r}{2}\right)p_1^2 + \left(\frac{1}{2} + \frac{a}{2} - \frac{a^2}{4}\right)p_1 + \frac{1}{2} - \frac{3}{2}a + \frac{3}{4}a^2 + \frac{r}{2} \\
& > -\frac{1}{4}(1-a-r)^3 + \left(\frac{3}{4} - \frac{r}{2}\right)(1-a-r)^2 + \left(\frac{1}{2} + \frac{a}{2} - \frac{a^2}{4}\right)(1-a-r) + \frac{1}{2} - \frac{3}{2}a + \frac{3}{4}a^2 + \frac{r}{2} \\
& > \left(\frac{1}{2} + \frac{a}{2} - \frac{a^2}{4}\right)(1-a-r) + \frac{1}{2} - \frac{3}{2}a + \frac{3}{4}a^2 + \frac{r}{2}
\end{aligned}$$

Set $a = \frac{1}{2}$:

$$\left(\frac{1}{2} + \frac{a}{2} - \frac{a^2}{4}\right) (1 - a - r) + \frac{1}{2} - \frac{3}{2}a + \frac{3}{4}a^2 + \frac{r}{2} = \frac{9 - 6r}{32} > 0.$$

Then, consider $r \in [1 - a, \bar{r}(a)]$. We have:

$$\begin{aligned} & -\frac{1}{4}p_1^3 + \left(\frac{3}{4} - \frac{r}{2}\right)p_1^2 + \left(\frac{1}{2} + \frac{a}{2} - \frac{a^2}{4}\right)p_1 + \frac{1}{2} - \frac{3}{2}a + \frac{3}{4}a^2 + \frac{r}{2} \\ & > \frac{1}{2} - \frac{3}{2}a + \frac{3}{4}a^2 + \frac{r}{2} \\ & \geq 1 - 2a + \frac{3}{4}a^2 \end{aligned}$$

Set $a = \frac{1}{2}$:

$$1 - 2a + \frac{3}{4}a^2 = \frac{3}{16} > 0.$$

Because $-\frac{1}{4}p_1^3 + \left(\frac{3}{4} - \frac{r}{2}\right)p_1^2 + \left(\frac{1}{2} + \frac{a}{2} - \frac{a^2}{4}\right)p_1 + \frac{1}{2} - \frac{3}{2}a + \frac{3}{4}a^2 + \frac{r}{2}$ is a continuous function w.r.t a , there exists $s_2 < \frac{1}{8}$, and the above inequation holds for $s > s_2$.

Therefore, $\exists \underline{s} = \max\{s_1, s_2\} < \frac{1}{8}$, for $s \in [\underline{s}, \frac{1}{8})$, we have $\frac{d(\pi_1 - \pi_2)}{dr} < 0$.

A.7 Proof of Corollary 1.

For the first part, recall the profits of the prominent firm:

$$\pi_1 = (p_1 + r)[d_1^n + k_1] - r$$

where

$$\begin{aligned} d_1^n &= 1 - a + p_2 - p_1 \\ k_1 &= \frac{1}{2}(a^2 - p_2^2) \end{aligned}$$

Therefore, we have

$$\frac{d\pi_1}{dr} = \frac{\partial\pi_1}{\partial p_1} \cdot \frac{dp_1}{dr} + \frac{\partial\pi_1}{\partial p_2} \cdot \frac{dp_2}{dr} + \frac{\partial\pi_1}{\partial r}$$

According to envelope theorem, $\frac{\partial\pi_1}{\partial p_1} = 0$. And we can also calculate that $\frac{\partial\pi_1}{\partial p_2} = (p_1 + r)(1 - p_2) >$

0 and $\frac{\partial \pi_1}{\partial r} = d_1^n + k_1 - 1 < 0$. Recall that $\frac{dp_2}{dr} < 0$, we have $\frac{d\pi_1}{dr} < 0$.

For the second part, recall the profits of the non-prominent firm:

$$\pi_2 = (p_2 + r)[d_2^r + k_2] - r[1 - d_1^n]$$

where

$$\begin{aligned} d_2^r &= (a - p_2 + p_1)(1 - a) \\ k_2 &= \frac{a^2 - p_2^2}{2} + (p_1 - p_2)(a - p_2) \end{aligned}$$

We have

$$\frac{d\pi_2}{dr} = \frac{\partial \pi_2}{\partial p_2} \cdot \frac{dp_2}{dr} + \frac{\partial \pi_2}{\partial p_1} \cdot \frac{dp_1}{dr} + \frac{\partial \pi_2}{\partial r}$$

According to envelope theorem, $\frac{\partial \pi_2}{\partial p_2} = \frac{d\pi_2(p)}{dp}|_{p=p_2} + (a - 1)p_2 + ar = (a - 1)p_2 + ar$. And we can also calculate that $\frac{\partial \pi_2}{\partial p_1} = (p_2 + r)(1 - p_2) - r > 0$ and $\frac{\partial \pi_2}{\partial r} = d_2^r + k_2 - (1 - d_1^n) < 0$.

If $r > 1 - a$, $\frac{\partial \pi_2}{\partial p_2} = (a - 1)p_2 + ar > 0$, therefore we have $\frac{d\pi_2}{dr} < 0$.

Recall Equation 6, we have

$$\frac{dp_1}{dr} = -\frac{1}{2} + \frac{1 - p_2}{2} \frac{dp_2}{dr}$$

Therefore,

$$\frac{d\pi_2}{dr} = -\frac{p_2}{2}(1 - p_2 - r) + d_2^r + k_2 - 1 + d_1^n + \frac{dp_2}{dr} \left[ap_2 - p_2 + ar + \frac{1 - p_2}{2} p_2(1 - p_2 - r) \right]$$

When $a = 1$, we can know that $ap_2 - p_2 + ar + \frac{1 - p_2}{2} p_2(1 - p_2 - r) = r + \frac{1 - p_2}{2} p_2(1 - p_2 - r) > 0$, because $\frac{d\pi_2}{dr}$ is a continuous function w.r.t. a , we have $\frac{d\pi_2}{dr} < 0$ when a is close to 1.

For the third part, we have:

$$\frac{d(\pi_1 + \pi_2)}{dr} = \frac{\partial \pi_1}{\partial r} - \frac{p_2}{2}(1 - p_2 - r) + d_2^r + k_2 - 1 + d_1^n + \frac{dp_2}{dr} \left[ap_2 - p_2 + ar + \frac{1 - p_2}{2} p_2(1 - p_2 - r) + (p_1 + r)(1 - p_2) \right]$$

We only need to show $ap_2 - p_2 + ar + \frac{1 - p_2}{2} p_2(1 - p_2 - r) + (p_1 + r)(1 - p_2) > 0$. Because

$p_1 > 1 - a - r$, we can have:

$$\begin{aligned} & ap_2 - p_2 + ar + \frac{1-p_2}{2}p_2(1-p_2-r) + (p_1+r)(1-p_2) \\ & > (1-a)(1-2p_2) + ar + \frac{1-p_2}{2}p_2(1-p_2-r) > 0 \end{aligned}$$

Therefore, we have $\frac{d(\pi_1+\pi_2)}{dr} < 0$.

A.8 Proof of Corollary 2.

From Proposition 3, the equilibrium prices are decreasing with respect to the return costs afforded by firms. Suppose that when the return costs increase from r^0 to r^1 , the prices decrease from (p_1^0, p_2^0) to (p_1^1, p_2^1) . Assume that the lowest criterion of not searching firm 2 is $A^i = a + p_1^i - p_2^i$ when prices are (p_1^i, p_2^i) , $i = 0, 1$, the consumer surplus given p_1^0, p_2^0 is:

$$\begin{aligned} CS(p_1^0, p_2^0) &= E\{u_1 - p_1^0 | u_1 \geq A^0\} \cdot Pr\{u_1 \geq A^0\} \\ &+ E\{u_1 - p_1^0 | u_1 - p_1^0 \geq u_2 - p_2^0, u_1 \geq p_1^0, u_1 < A^0\} \\ &\cdot Pr\{u_1 - p_1^0 \geq u_2 - p_2^0, u_1 \geq p_1^0, u_1 < A^0\} \\ &+ E\{u_2 - p_2^0 | u_2 - p_2^0 > u_1 - p_1^0, u_2 \geq p_2^0, u_1 < A^0\} \\ &\cdot Pr\{u_2 - p_2^0 > u_2 - p_2^0, u_2 \geq p_2^0, u_1 < A^0\} \end{aligned}$$

Because $p_1^0 > p_1^1, p_2^0 > p_2^1$, we have:

$$\begin{aligned}
CS(p_1^0, p_2^0) &< E\{u_1 - p_1^1 | u_1 \geq A^0\} \cdot Pr\{u_1 \geq A^0\} \\
&+ E\{u_1 - p_1^1 | u_1 - p_1^0 \geq u_2 - p_2^0, u_1 \geq p_1^0, u_1 < A^0\} \\
&\cdot Pr\{u_1 - p_1^0 \geq u_2 - p_2^0, u_1 \geq p_1^0, u_1 < A^0\} \\
&+ E\{u_2 - p_2^1 | u_2 - p_2^0 > u_1 - p_1^0, u_2 \geq p_2^0, u_1 < A^0\} \\
&\cdot Pr\{u_2 - p_2^0 > u_2 - p_2^0, u_2 \geq p_2^0, u_1 < A^0\} \\
&< E\{u_1 - p_1^1 | u_1 \geq A^0\} \cdot Pr\{u_1 \geq A^0\} \\
&+ E\{u_1 - p_1^1 | u_1 - p_1^1 \geq u_2 - p_2^1, u_1 \geq p_1^1, u_1 < A^0\} \\
&\cdot Pr\{u_1 - p_1^1 \geq u_2 - p_2^1, u_1 \geq p_1^1, u_1 < A^0\} \\
&+ E\{u_2 - p_2^1 | u_2 - p_2^1 > u_1 - p_1^1, u_2 \geq p_2^1, u_1 < A^0\} \\
&\cdot Pr\{u_2 - p_2^1 > u_2 - p_2^1, u_2 \geq p_2^1, u_1 < A^0\} \\
&= CS(p_1^1, p_2^1; A^0)
\end{aligned}$$

When $u_i \sim U[0, 1], i = 1, 2$, $CS(p_1^1, p_2^1, A)$ can be shown as:

$$\begin{aligned}
CS(p_1^1, p_2^1; A) &= \int_0^{p_1^1} \int_{p_2^1}^1 (u_2 - p_2^1) du_2 du_1 + \int_{p_1^1}^A \int_{u_1 - p_1^1 + p_2^1}^1 (u_2 - p_2^1) du_2 du_1 \\
&+ \int_0^{p_2^1} \int_{p_1^1}^A (u_1 - p_1^1) du_1 du_2 + \int_{p_2^1}^{A - p_1^1 + p_2^1} \int_{u_2 - p_2^1 + p_1^1}^A (u_1 - p_1^1) du_1 du_2 \\
&+ \int_0^1 \int_A^1 (u_1 - p_1^1) du_1 du_2 - s \cdot A
\end{aligned}$$

The first order condition of maximizing consumer surplus is:

$$\frac{\partial CS(p_1^1, p_2^1; A)}{\partial A} = \int_{A - p_1^1 + p_2^1}^1 (u_2 - p_2^1) du_2 + (A - p_1^1)(p_2^1 + A - p_1^1 - 1) - s = 0$$

which is the same as the consumers' searching rule mentioned in section 2:

$$\int_{A - p_1^1 + p_2^1}^1 (u_2 - A + p_1^1 - p_2^1) du_2 = s,$$

Therefore, $A^1 = a + p_1^1 - p_2^1 = \arg \max_A CS(p_1^1, p_2^1, A)$. We have:

$$CS(p_1^0, p_2^0) < CS(p_1^1, p_2^1; A^0) \leq CS(p_1^1, p_2^1; A^1) = CS(p_1^1, p_2^1)$$

The consumer surplus is increasing with product return cost increasing.

A.9 Proof of Proposition 6.

Let the bids of the two firms be denoted as b_1 and b_2 , satisfying $b_1 > b_2 > 0$. At equilibrium, it is required that neither firm has the incentive to deviate, which implies:

$$\pi_1 - b_2 \geq \pi_2 - 0$$

$$\pi_2 - 0 \geq \pi_1 - b_1$$

Simplifying, we get: $b_1 \geq \pi_1 - \pi_2 \geq b_2$. Any bid satisfying the above inequalities can form a Nash equilibrium, and the platform's advertising revenue is given by: $b_2 \leq \pi_1 - \pi_2$.

Furthermore, focusing on the symmetric equilibrium, i.e.:

$$\pi_1 - b_2 \geq \pi_2 - 0$$

$$\pi_2 - 0 \geq \pi_1 - b_2$$

At this point, the platform can achieve maximum revenue, given by: $b_2 = \pi_1 - \pi_2$.

When $r \in [0, \bar{r}(a)]$, $\pi_1 - \pi_2$ decreases as r increases. Additionally, when the return cost is relatively low, we always have $\pi_1 - \pi_2 > 0$, making the above model always valid. Therefore, the platform's revenue decreases as r increases.

A.10 Proof of Proposition 7

Assume that the platform will transfer r_s of r from firms to consumers. The demand for both firms can be represented by Figure 3. $a = 1 - \sqrt{2(s + r_s)}$. The result we want to show is that when $r_s = 0$, the platform has the incentive to allocate some product return cost to consumers under mild conditions. Set $r_s = 0$, the equilibrium system is the same as before, and there exists

a unique pricing equilibrium. Therefore, we only need to show that $\frac{d(\pi_1 - \pi_2)}{dr_s} > 0$ when $s \in [\underline{s}, \frac{1}{8}]$ and $r \in (\underline{r}, \hat{r}(a))$.

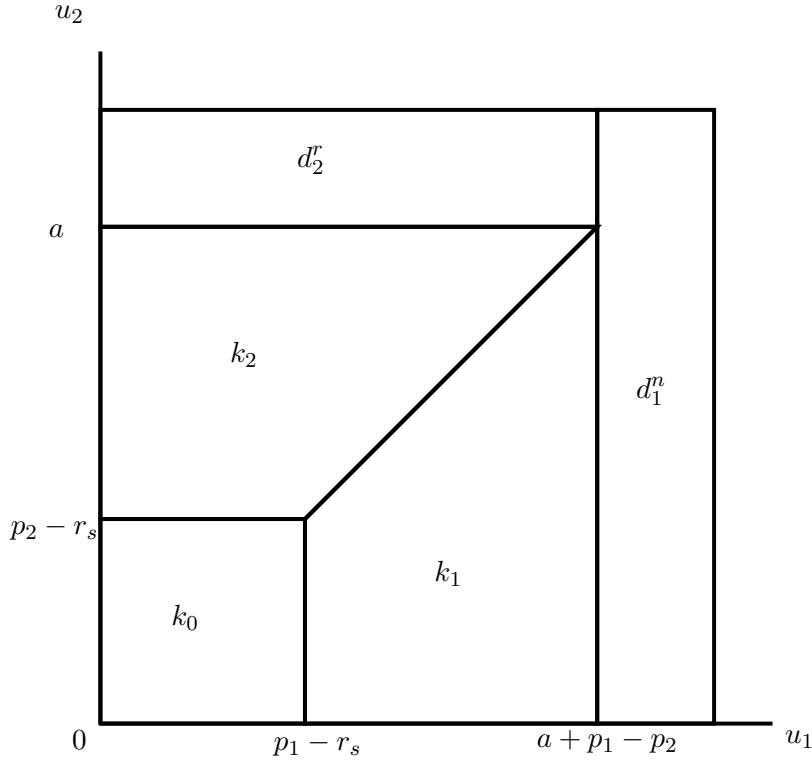


Figure 3: Demand Situation for Firms with Allocation r_s .

In order to show this result, let's first calculate the following equation.

First, firm's profits.

For firm 1, the profits under equilibrium price (p_1, p_2) is

$$\pi_1 = (p_1 + r - r_s)[d_1^n + k_1] - (r - r_s)$$

where

$$d_1^n = 1 - (a + p_1 - p_2)$$

$$k_1 = \frac{1}{2}a^2 - \frac{1}{2}(p_2 - r_s)^2$$

For firm 2, the profits under equilibrium price (p_1, p_2) is

$$\pi_2 = (p_2 + r - r_s)[d_2^r + k_2] - (r - r_s)[1 - d_1^n]$$

where

$$\begin{aligned} d_2^r &= (1 - a)(a + p_1 - p_2) \\ k_2 &= \frac{1}{2}(a + 2p_1 - r_s - p_2)(a - p_2 + r_s) \\ d_1^n &= 1 - (a + p_1 - p_2) \end{aligned}$$

Second, the First Order Condition guaranting firm 1 will not deviate from the equilibrium price p_1 .¹ Given p_2 , if firm 1 deviate from p_1 to p , the profit is:

$$\pi_1(p) = (p + r - r_s)[d_1^n(p) + k_1(p)] - (r - r_s)$$

where

$$\begin{aligned} d_1^n(p) &= 1 - (a + p - p_2) \\ k_1(p) &= \frac{1}{2}a^2 - \frac{1}{2}(p_2 - r_s)^2 \end{aligned}$$

The F.O.C. of firm 1 is:

$$\frac{1}{2}(1 - a - r + r_s) + \frac{p_2}{2} + \frac{a^2}{4} - \frac{1}{4}(p_2 - r_s)^2 = p_1 \quad (12)$$

¹Of course firm 2 should also satisfy the condition, but we just need to use one of them.

In $\pi_1 - \pi_2$, differentiate with respect to r_s and set $r_s = 0$:

$$\begin{aligned}
\frac{d(\pi_1 - \pi_2)}{dr_s} &= \underbrace{\frac{\partial(\pi_1 - \pi_2)}{\partial(r - r_s)} \cdot \frac{d(r - r_s)}{dr_s}}_{\text{Impact via Firm's Return Cost}} \\
&+ \underbrace{(p_1 + r - r_s) \frac{d(d_1^n + k_1)}{dr_s} - (p_2 + r - r_s) \frac{d(d_2^r + k_2)}{dr_s}}_{\text{Impact via Demand}} \\
&+ \underbrace{\frac{d(\pi_1 - \pi_2)}{da} \cdot \frac{da}{dr_s}}_{\text{Impact via Search Cost}} \\
&+ \underbrace{\frac{\partial(\pi_1 - \pi_2)}{\partial p_1} \frac{dp_1}{dr_s} + \frac{\partial(\pi_1 - \pi_2)}{\partial p_2} \frac{dp_2}{dr_s}}_{\text{Impact via Prices}}
\end{aligned}$$

Let's calculate each part:

Impact via Firm's Return Cost:

$$\frac{\partial(\pi_1 - \pi_2)}{\partial(r - r_s)} \cdot \frac{d(r - r_s)}{dr_s} = (a - p_2)(1 - a + p_1 - p_2) + (1 - a)p_1 > 0$$

Impact via Demand:

$$(p_1 + r - r_s) \frac{d(d_1^n + k_1)}{dr_s} - (p_2 + r - r_s) \frac{d(d_2^r + k_2)}{dr_s} = (p_2 - p_1)r > 0$$

Impact via Search Cost:

$$\frac{d(\pi_1 - \pi_2)}{da} \cdot \frac{da}{dr_s} = p_1 + p_2 + 2r - \frac{r}{1 - a}$$

Impact via Prices:

$$\begin{aligned}
&\frac{\partial(\pi_1 - \pi_2)}{\partial p_1} \frac{dp_1}{dr_s} + \frac{\partial(\pi_1 - \pi_2)}{\partial p_2} \frac{dp_2}{dr_s} \\
&= \left[-\frac{p_2^3}{4} + \left(-\frac{r}{2} - \frac{5}{4}\right) p_2^2 + \left(-r + \frac{3}{2} + \frac{a}{2} - \frac{a^2}{4} + 2p_1\right) p_2 + \frac{1}{2} - \frac{3a}{2} + \frac{3a^2}{4} + \frac{r}{2} + rp_1 - p_1 \right] \frac{dp_2}{dr_s} \\
&+ (1 - a - r + \frac{a^2}{2} - 2p_1 + \frac{p_2^2}{2} + rp_2)(1 + \frac{p_2}{2})
\end{aligned}$$

According to the proof of Proposition 5, for $s \in (s_2, \frac{1}{8})$, we have

$$-\frac{p_2^3}{4} + \left(-\frac{r}{2} - \frac{5}{4}\right)p_2^2 + \left(-r + \frac{3}{2} + \frac{a}{2} - \frac{a^2}{4} + 2p_1\right)p_2 + \frac{1}{2} - \frac{3a}{2} + \frac{3a^2}{4} + \frac{r}{2} + rp_1 - p_1 > 0$$

We need to show $\frac{dp_2}{dr_s} \geq 0$ and

$$(a-p_2)(1-a+p_1-p_2) + (1-a)p_1 + (p_2-p_1)r + p_1 + p_2 + 2r - \frac{r}{1-a} + (1-a-r + \frac{a^2}{2} - 2p_1 + \frac{p_2^2}{2} + rp_2)(1 + \frac{p_2}{2}) \geq 0$$

Because $p_2 > p_1$ when $r_s = 0$, we have:

$$\begin{aligned} & (a-p_2)(1-a+p_1-p_2) + (1-a)p_1 + (p_2-p_1)r + p_1 + p_2 + 2r - \frac{r}{1-a} \\ & + (1-a-r + \frac{a^2}{2} - 2p_1 + \frac{p_2^2}{2} + rp_2)(1 + \frac{p_2}{2}) \\ & > \frac{p_2^3}{4} - \frac{1-r}{2}p_2^2 + \frac{2+2r-2a+a^2}{4}p_2 - \frac{a^2}{2} + 1 + r - \frac{r}{1-a} \end{aligned}$$

In $\frac{p_2^3}{4} - \frac{1-r}{2}p_2^2 + \frac{2+2r-2a+a^2}{4}p_2 - \frac{a^2}{2} + 1 + r - \frac{r}{1-a}$, differentiate with respect to p_2 , we can have:

$$\frac{3}{4}p_2^2 - (1-r)p_2 + \frac{2+2r-2a+a^2}{4}$$

Because $p_2 \in (0, \frac{1-r}{2})$, $\frac{3}{4}p_2^2 - (1-r)p_2 + \frac{2+2r-2a+a^2}{4}$ is decreasing with respect to p_2 . In addition, $\frac{2+2r-2a+a^2}{4} > 0$, we can know that $\frac{p_2^3}{4} - \frac{1-r}{2}p_2^2 + \frac{2+2r-2a+a^2}{4}p_2 - \frac{a^2}{2} + 1 + r - \frac{r}{1-a}$ first increase and then decrease with respect to p_2 .

In order to make sure $\frac{p_2^3}{4} - \frac{1-r}{2}p_2^2 + \frac{2+2r-2a+a^2}{4}p_2 - \frac{a^2}{2} + 1 + r - \frac{r}{1-a} > 0$, we just need

$$\begin{aligned} & \frac{p_2^3}{4} - \frac{1-r}{2}p_2^2 + \frac{2+2r-2a+a^2}{4}p_2 - \frac{a^2}{2} + 1 + r - \frac{r}{1-a} \Big|_{p_2=0} > 0 \\ & \frac{p_2^3}{4} - \frac{1-r}{2}p_2^2 + \frac{2+2r-2a+a^2}{4}p_2 - \frac{a^2}{2} + 1 + r - \frac{r}{1-a} \Big|_{p_2=\frac{1-r}{2}} > 0 \end{aligned}$$

When $a = \frac{1}{2}$, the first inequality is $-\frac{a^2}{2} + 1 + r - \frac{r}{1-a} = \frac{7}{8} - r > 0$. The second inequality is

$-\frac{3}{32}(1-r)^3 - \frac{r^2}{4} - \frac{29}{32}r + \frac{33}{32}$. Because $0 < r \leq \bar{r}(a) < \frac{\sqrt{2}}{2}$, we have

$$-\frac{3}{32}(1-r)^3 - \frac{r^2}{4} - \frac{29}{32}r + \frac{33}{32} > \frac{33}{32} - \frac{29\sqrt{2}}{64} - \frac{1}{8} - \frac{3}{32} = \frac{52 - 29\sqrt{2}}{64} > 0.$$

Because $\frac{p_2^3}{4} - \frac{1-r}{2}p_2^2 + \frac{2+2r-2a+a^2}{4}p_2 - \frac{a^2}{2} + 1 + r - \frac{r}{1-a}$ is a continuous function w.r.t a , there exists $s_3 < \frac{1}{8}$, and $\frac{p_2^3}{4} - \frac{1-r}{2}p_2^2 + \frac{2+2r-2a+a^2}{4}p_2 - \frac{a^2}{2} + 1 + r - \frac{r}{1-a} > 0$ holds for $s > s_3$.

The last part is to show $\frac{dp_2}{dr_s} \geq 0$ similar to the proof of Proposition 3.

Given (p_1, p_2) , if firm 2 deviate from p_2 to p , the profit is:

$$\pi_2(p) = (p + r - r_s)[d_2^r(p) + k_2(p)] - (r - r_s)[1 - d_1^r(p)]$$

where

$$d_1^r(p) = 1 - (a + p_1 - p_2)$$

$$d_2^r(p) = (a + p_1 - p_2)(1 - a + p_2 - p)$$

$$k_2(p) = \frac{1}{2}(2p_1 - r_s + a - p_2) \cdot (a - p_2 + r_s) = \int_{p_2 - r_s}^a (u_2 + p_1 - p_2) du_2$$

The F.O.C. of firm 2 is:

$$p_2 = 1 - a - (r - r_s) + \frac{k_2}{h_2} \tag{13}$$

From Equation 12, we can get that $b_1(p_2) = \frac{1}{2}[1 - a - (r - r_s) + p_2 + \frac{a^2}{2} - \frac{(p_2 - r_s)^2}{2}]$.

We can get:

$$\frac{db_1(p_2)}{dr_s} \Big|_{r_s=0} = \frac{1}{2}(2 + p_2 - r_s) > 0.$$

And the RHS of Equation 13:

$$\begin{aligned}
& \frac{d(1 - a - (r - r_s) + \frac{k_2}{h_2})}{dr_s} \\
&= (-1) \cdot \frac{da}{dr_s} + 1 + \int_{p_2 - r_s}^a \left[\frac{d(\frac{u_2 + b_1(p_2) - p_2}{a + b_1(p_2) - p_2})}{dr_s} \right] du_2 + \frac{a + b_1(p_2) - p_2}{a + b_1(p_2) - p_2} \cdot \frac{da}{dr_s} - \frac{p_1 - r_s}{a + p_1 - p_2} \cdot (-1) \\
&= 1 + \int_{p_2 - r_s}^a \left[\frac{d(\frac{u_2 + b_1(p_2) - p_2}{a + b_1(p_2) - p_2})}{dr_s} \right] du_2 + \frac{p_1 - r_s}{a + p_1 - p_2}
\end{aligned}$$

Therefore, we have $\frac{d(1 - a - (r - r_s) + \frac{k_2}{h_2})}{dr_s} \Big|_{r_s=0} > 0$.

Hence, the equilibrium price p_2 satisfies: $\frac{dp_2}{dr_s} > 0$.

Therefore, $\exists s_0 = \max\{s_2, s_3\} < \frac{1}{8}$, for $s \in [s_0, \frac{1}{8})$, we have $\frac{d(\pi_1 - \pi_2)}{dr_s} > 0$.

B Results and Proof with Observable Price

B.1 The Existence and Uniqueness of Equilibrium.

Proposition: The Existence and Uniqueness of Equilibrium.

Given $r \in [0, 1 - a]$, there exists a pair of unique Subgame Perfect Equilibrium price (p_1^*, p_2^*) , where $p_1 \in [0, p_m]$ and $p_2 \geq 0$. When $0 \leq r \leq \bar{r}(a)$, we have have $p_i^* \in [0, p_m]$ for $i = 1, 2$.

Here, $\bar{r}(a) = 3 - 2\sqrt{-a^2 + 2a + 1} < 1 - a$, and $p_m = (1 - r)/2$ represents the pricing of the monopolistic firm in the presence of return costs.

Proof. Recall the profit function equation 4 and equation 5. The First Order Condition(F.O.C)

and Second Order Condition(S.O.C) of maximizing π_1 and π_2 are:

$$\begin{aligned}\frac{d\pi_1}{dp_1} &= \alpha \left[1 - a + p_2 - 2p_1 + \frac{a^2 - p_2^2}{2} - r(1 - a) - r(a - p_2) - rp_2 \right] = 0 \\ \frac{d^2\pi_1}{dp_1^2} &= -2\alpha < 0 \\ \frac{d\pi_2}{dp_2} &= \alpha \left[(a - p_2 + p_1)(1 - a) - p_2(1 - a) + \frac{1}{2}(a^2 - p_2^2) - p_2^2 + (p_1 - p_2)(a - p_2) \right. \\ &\quad \left. - p_2(a - p_2) - p_2(p_1 - p_2) + rp_2 - rp_1 \right] \\ &= \alpha \left[\frac{3}{2}p_2^2 + (-2 - 2p_1 + r)p_2 + a - \frac{a^2}{2} + p_1(1 - r) \right] = 0 \\ \frac{d^2\pi_2}{dp_2^2} &< 0\end{aligned}$$

The F.O.C of maximizing π_1 means the following **best response of seller 1**:

$$p_1(p_2) = -\frac{p_2^2}{4} + \frac{p_2}{2} + \frac{1}{2} - \frac{a}{2} + \frac{a^2}{4} - \frac{r}{2} \quad (14)$$

The S.O.C of maximizing π_2 means we should choose the smaller solution of F.O.C, so we can get the **best response of seller 2**:

$$p_2(p_1) = \frac{2 + 2p_1 - r - \sqrt{\Delta}}{3} \quad (15)$$

Where

$$\Delta = 4p_1^2 + 2p_1(1 + r) + 3a^2 - 6a + (r - 2)^2$$

In order to make sure $\Delta > 0$, we give the following sufficient condition:

$$\hat{r}(a) = 2 - \sqrt{6a - 3a^2} > r \quad (16)$$

The sufficient condition of guaranting $p_2(p_1)$ is the optimal price is:

$$\frac{3}{2}a^2 + (-2 - 2p_1 + r)a + a - \frac{a^2}{2} + p_1(1 - r) \leq 0$$

The sufficient condition of the above inequality is:

$$r \leq 1 - a$$

One can check that $1 - a < \hat{r}(a)$, for $a \in (1/2, 1)$, so the sufficient condition 16 always holds when $r \in [0, 1 - a]$.

The following proof consists of four parts:

Firstly, we'll show that for equation 14 and equation 15 $\left(\frac{\partial p_2}{\partial p_1}\right)_{br1} > \left(\frac{\partial p_2}{\partial p_1}\right)_{br2}$.

For equation 14, we have

$$\begin{aligned} \left(\frac{\partial p_1}{\partial p_2}\right)_{br1} &= -\frac{1}{2}p_2 + \frac{1}{2} \leq \frac{1}{2} \\ \left(\frac{\partial p_2}{\partial p_1}\right)_{br1} &\geq 2 > 0 \end{aligned}$$

For equation 15, we have

$$\left(\frac{\partial p_2}{\partial p_1}\right)_{br2} = \frac{2}{3} - \frac{1}{6} \frac{1}{\sqrt{\Delta}} [8p_1 + 2(1 + r)] \leq \frac{2}{3}$$

When $0 \leq r \leq \bar{r}(a)$, we have $2\sqrt{\Delta} \geq 4p_1 + 1 + r$, so we have $\left(\frac{\partial p_2}{\partial p_1}\right)_{br2} \geq 0$, and $\left(\frac{\partial p_2}{\partial p_1}\right)_{br2} = 0$ if and only if $r = \bar{r}(a)$. When $\bar{r}(a) < r \leq 1 - a$, we have $\left(\frac{\partial p_2}{\partial p_1}\right)_{br2} < 0$. So we have $\left(\frac{\partial p_2}{\partial p_1}\right)_{br1} > \left(\frac{\partial p_2}{\partial p_1}\right)_{br2}$ for $r \in [0, 1 - a]$.

Secondly, we'll show that for $p_1 \in [0, \frac{1-r}{2}]$, there is a unique equilibrium.

1) When $p_1 = 0$, we can show that $p_1^{-1}(0) < 0$ for equation 14 and $p_2(0) > 0$ for equation 15. For equation 14, because $r \leq 1 - a < \frac{1+(1-a)^2}{2}$, $\frac{1}{4}a^2 - \frac{1}{2}a + \frac{1}{2} - \frac{r}{2} > 0$. So we have $p_1^{-1}(0) < p_1^{-1}(\frac{1}{4}a^2 - \frac{1}{2}a + \frac{1}{2} - \frac{r}{2}) = 0$. Because equation 15 is the smaller solution of its F.O.C., $\frac{3}{2}p_2^2 + (-2 - 2p_1 + r)p_2 + a - \frac{a^2}{2} + p_1(1 - r) = 0$, $p_2(0) > 0$ if and only if the intercept of the F.O.C.'s left hand side is positive when $p_1 = 0$, i.e. $a - \frac{a^2}{2} > 0$, which always holds when $a \in (1/2, 1)$.

2) When $p_1 = \frac{1-r}{2}$, we need to show that $p_1^{-1}(\frac{1-r}{2}) \geq p_2(\frac{1-r}{2})$. For equation 14, $p_1^{-1}(\frac{1-r}{2}) = a$. Because $a > \frac{1}{2} > \frac{1-r}{2}$, we only to prove $\frac{1-r}{2} \geq p_2(\frac{1-r}{2})$, which will be shown in the following part.

Because $p_2(p_1)$ and $p_1^{-1}(p_1)$ are continuous, and $p_2(0) > p_1^{-1}(0)$, $p_2(\frac{1-r}{2}) < p_1^{-1}(\frac{1-r}{2})$, there is a pair of (p_1^*, p_2^*) satisfying $p_2^* = p_2(p_1^*) = p_1^{-1}(p_1^*)$, $p_1^* = p_1(p_2^*)$. So this pair of (p_1^*, p_2^*) is the

equilibrium. And $\left(\frac{\partial p_2}{\partial p_1}\right)_{br1} > \left(\frac{\partial p_2}{\partial p_1}\right)_{br2}$ guarantees the uniqueness.

Thirdly, we'll show that the unique equilibrium satisfies $p_2^* \geq 0$:

We can calculate that $p_2(0) = \frac{2-r-\sqrt{3a^2-6a+(r-2)^2}}{3} > 0$. Recall the F.O.C of equation 15, $\frac{3}{2}p_2^2 + (-2 - 2p_1 + r)p_2 + a - \frac{a^2}{2} + p_1(1-r) = 0$, set $p_1 = \frac{1-r}{2}$, we have $a - \frac{a^2}{2} + \frac{1-r}{2}(1-r) = a > 0$. Therefore, we have $p_2(\frac{1-r}{2}) > 0$. Then $p_2^* \geq \min\{p_2(0), p_2(\frac{1-r}{2})\} > 0$.

Thirdly, we'll show that the unique equilibrium satisfies $p_2^* \in [0, \frac{1-r}{2}]$ when $r \in [0, \bar{r}(a)]$.

1) Because $p_2(0) > 0$ and $\left(\frac{\partial p_2}{\partial p_1}\right)_{br2} \geq 0$, $p_2^* = p_2(p_1^*) \geq p_2(0) > 0$.

2) Because $\left(\frac{\partial p_2}{\partial p_1}\right)_{br2} \geq 0$, $p_2^* = p_2(p_1^*) \leq p_2(\frac{1-r}{2})$, so we just need to show $p_2(\frac{1-r}{2}) \leq \frac{1-r}{2}$. Recall the F.O.C of equation 15, $\frac{3}{2}p_2^2 + (-2 - 2p_1 + r)p_2 + a - \frac{a^2}{2} + p_1(1-r) = 0$, we just need to prove for $p_1 = \frac{1-r}{2}$ and $p_2 = \frac{1-r}{2}$, the F.O.C.'s left hand side is non-positive. The left hand side of the F.O.C. is :

$$\begin{aligned} & \frac{3}{2} \frac{(1-r)^2}{4} + [r-2-(1-r)] \frac{1-r}{2} + a - \frac{a^2}{2} + \frac{(1-r)^2}{2} \\ & = \frac{1}{8}(-r^2 + 6r) + a - \frac{a^2}{2} - \frac{5}{8} \end{aligned}$$

For $r \in [0, \bar{r}(a)]$, we have $-r^2 + 6r \leq 5 + 4(a^2 - 2a)$, which means

$$\frac{1}{8}(-r^2 + 6r) + a - \frac{a^2}{2} - \frac{5}{8} \leq 0$$

So we have shown that for $p_1 = \frac{1-r}{2}, p_2 = \frac{1-r}{2}$, the F.O.C.'s left hand side is non-positive, which means $p_2(\frac{1-r}{2}) \leq \frac{1-r}{2}$.

The above three parts consists of the whole proof.

As we mentioned before, the following conditions must hold: $p_2^* \leq a$ and $a - p_2^* + p_1^* \leq 1$. The first condition is obvious, because $p_2^* \leq \frac{1-r}{2} \leq \frac{1}{2} < a$. We'll show the second condition after characterizing the equilibrium price (p_1^*, p_2^*) in Appendix B.2. \square

B.2 Relationship between Prices

Lemma: Characterization of Best Response.

For the prominent firm, an increase in return costs r will lead to a decrease in the best response price, regardless of the price chosen by the competitor.

For the non-prominent firm, if the competitor chooses a higher price ($p_1 \geq \underline{p}$), an increase in return costs r will decrease the best response price. Conversely, if the competitor chooses a lower price ($p_1 < \underline{p}$), an increase in return costs r will increase the best response price.

$$\text{Here, } \underline{p} = -1 + \sqrt{-a^2 + 2a + 1}.$$

Proof. For the first part, it's easy to show that $\frac{\partial p_1}{\partial r} = -\frac{1}{2} < 0$ from equation 14.

For the second part, from equation 15, when $p_1 > \underline{p} = -1 + \sqrt{-a^2 + 2a + 1}$, we have $\frac{\partial p_2}{\partial r} = \frac{1}{3} \left[-1 - \frac{p_1 + r - 2}{\sqrt{\Delta}} \right] < 0$. When $p_1 < -1 + \sqrt{-a^2 + 2a + 1}$, we have $\frac{\partial p_2}{\partial r} > 0$. \square

Proposition: Relationship between Prices

1. If the return cost is relatively low, i.e., $0 \leq r < \bar{r}_p(a)$, the prominent firm will offer a higher price, i.e., $p_1^* > p_2^*$.

2. If the return cost is relatively high, i.e., $\bar{r}_p(a) \leq r \leq 1 - a$, the prominent firm will offer a lower price, i.e., $p_1^* < p_2^*$. At this point, the search order can be achieved solely by consumer rationality, without the need for platform-imposed sorting.

$$\text{Where } \bar{r}_p(a) = (1 - a)^2.$$

Proof. Firstly, for both best responses, let $p_1 = p_2 = p$.

For equation 14, we can get $\bar{p} = -1 + \sqrt{(1 - a)^2 + 2(1 - r)}$. Because $r \leq 1 - a < \frac{1 + (1 - a)^2}{2}$, we have $\bar{p} > 0$. If $0 \leq p_1 < \bar{p}$, we have $p_2 < p_1$ due to $\left(\frac{\partial p_2}{\partial p_1} \right)_{br1} \geq 2 > 1$. If $\bar{p} < p_1 \leq \frac{1 - r}{2}$, we have $p_2 > p_1$.

For equation 15, we can get $\underline{p} = -1 + \sqrt{-a^2 + 2a + 1}$. Because $a \in (1/2, 1)$, we have $\underline{p} > 0$. Due to $\left(\frac{\partial p_2}{\partial p_1} \right)_{br2} \leq \frac{2}{3} < 1$, if $0 \leq p_1 < \underline{p}$, we have $p_2 > p_1$. If $\underline{p} < p_1 \leq \frac{1 - r}{2}$, we have $p_2 < p_1$.

If $0 \leq r < \bar{r}_p(a) = (1 - a)^2$, we have $\bar{p} > \underline{p}$, one can check that the only one possible (p_1^*, p_2^*) satisfies $\underline{p} < p_1^* < \bar{p}$. From Subsection B.1, (p_1^*, p_2^*) is equilibrium and we have $p_1^* > p_2^*$.

If $1 - a \geq r > \bar{r}_p(a)$, we have $\bar{p} < \underline{p}$, one can check that the only one possible (p_1^*, p_2^*) satisfies $\bar{p} < p_1^* < \underline{p}$. From Subsection B.1, (p_1^*, p_2^*) is equilibrium and we have $p_1^* < p_2^*$.

If $r = \bar{r}_p(a)$, we have $\bar{p} = \underline{p}$, one can check that the only one possible (p_1^*, p_2^*) satisfies $\bar{p} = p_1^* = \underline{p} = -1 + \sqrt{-a^2 + 2a + 1}$. From Subsection B.1, (p_1^*, p_2^*) is equilibrium and we have $p_1^* = p_2^* =$

$$-1 + \sqrt{-a^2 + 2a + 1}. \quad \square$$

The proof of $a - p_2^* + p_1^* \leq 1$

If $1 - a \geq r \geq \bar{r}_p(a)$, we have $p_1^* < p_2^*$ and it's obvious that $a - p_2^* + p_1^* \leq a \leq 1$. If $0 \leq r < \bar{r}_p(a)$, we have $p_1^* > p_2^*$ and $\underline{p} < p_1^* < \bar{p}$. Because $\frac{\partial p_2}{\partial p_1} \geq 0$ for both best response, we have $\underline{p} < p_2^* < \bar{p}$.

Recall best response 14, we have:

$$\begin{aligned} p_1^* - p_2^* &= -\frac{p_2^{*2}}{4} - \frac{p_2^*}{2} + \frac{1}{2} - \frac{a}{2} + \frac{a^2}{4} - \frac{r}{2} \\ &\quad - \frac{1}{4}(1 + p_2^*)^2 + \frac{1}{4}(1 - a)^2 + \frac{1 - r}{2} \\ &\leq -\frac{1}{4}(-a^2 + 2a + 1) + \frac{1}{4}(1 - a)^2 + \frac{1 - r}{2} \\ &= \frac{(1 - a)^2}{2} \leq 1 - a \end{aligned}$$

We have $a - p_2^* + p_1^* \leq 1$.

B.3 The Impact of Return Costs on Prices

1. For $r \in [0, \hat{r}(a)]$, as the return cost r increases, the equilibrium prices $p_i^*, i = 1, 2$ of the firms decrease. Here $\bar{r}_p(a) < \hat{r}(a) < \bar{r}(a)$.
2. For $\bar{r}(a) < r \leq 1 - a$, p_1^* will still decrease with r increasing and p_2^* will always increase with r increasing.

Proof. For the first part. Firstly, Claim: If r increases, p_1^* will decrease.

Otherwise, if r increases for δ , p_1^* increases for δ_1 . Recall equation 14, p_2^* must increase for $\delta_2 > 2[\delta_1 + \frac{\delta}{2}] = 2\delta_1 + \delta$. Recall equation 15, p_2^* must increase for $\delta_2' < \frac{2}{3}\delta_1 + \frac{\partial p_2}{\partial r}\delta$. If we can prove $2\delta_1 + \delta > \frac{2}{3}\delta_1 + \frac{\partial p_2}{\partial r}\delta$, we get the contradiction. In fact, we'll show that $\frac{\partial p_2}{\partial r} = \frac{1}{3}[-1 + \frac{2-r-p_1}{\sqrt{\Delta}}] < 1$, which means

$$63p_1^2 + (36 - 30r)p_1 + 48a^2 - 96a + 15(r - 2)^2 \geq 0$$

Because $r < \bar{r}(a) < 1 - a$, we only need to prove $48a^2 - 96a + 15(r - 2)^2 = 3(16a^2 - 32a +$

$$5(r-2)^2 \geq 0.$$

$$\begin{aligned} 16a^2 - 32a + 5(r-2)^2 &\geq 16a^2 - 32a + 5(-1 + 2\sqrt{-a^2 + 2a + 1})^2 \\ &= -4a^2 + 8a + 25 - 20\sqrt{-a^2 + 2a + 1} \\ &= 4A + 25 - 20\sqrt{A + 1} \end{aligned}$$

where $A = -a^2 + 2a \in (\frac{3}{4}, 1)$.

The Derivative of $4A + 25 - 20\sqrt{A + 1}$ is $4 - \frac{10}{\sqrt{A+1}} \leq 4 - 6\sqrt{2} < 0$.

So $4A + 25 - 20\sqrt{A + 1} > 29 - 20\sqrt{2} > 0$. So we get the contradiction and we have proved that if r increase, p_1^* will decrease.

Secondly, prove $\frac{dp_2^*}{dr} < 0$.

Recall equation 14, we have

$$\frac{dp_1^*}{dr} = \frac{1}{2}(-p_2^* + 1)\frac{dp_2^*}{dr} - \frac{1}{2}$$

For p_2^* , we have:

$$\frac{dp_2^*}{dr} = \frac{\partial p_2^*}{\partial r} + \frac{\partial p_2^*}{\partial p_1^*} \frac{dp_1^*}{dr}$$

Because $\frac{\partial p_2}{\partial r} = \frac{1}{3}[-1 + \frac{2-r-p_1}{\sqrt{\Delta}}]$ and $(\frac{\partial p_2}{\partial p_1})_{br2} = \frac{2}{3} - \frac{1}{6} \frac{1}{\sqrt{\Delta}} [8p_1 + 2(1+r)]$, we can get:

$$\frac{dp_2^*}{dr} (4\sqrt{\Delta} + 2p_2^*\sqrt{\Delta} + 4p_1^* + 1 + r - 4p_1^*p_2^* - p_2^* - rp_2^*) = -4\sqrt{\Delta} + 2p_1^* - r + 5$$

For the left hand side of the equation above, because $1 > p_2^*$, we have:

$$4\sqrt{\Delta} + 2p_2^*\sqrt{\Delta} + 4p_1^* + 1 + r - 4p_1^*p_2^* - p_2^* - rp_2^* > 4p_1^* + 1 + r - 4p_1^*p_2^* - p_2^* - rp_2^* > 0$$

So, if the right hand side, $-4\sqrt{\Delta} + 2p_1^* - r + 5 < 0$, we have $\frac{dp_2^*}{dr} < 0$. If $-4\sqrt{\Delta} + 2p_1^* - r + 5 > 0$, we have $\frac{dp_2^*}{dr} > 0$.

Now we'll prove that there is $\hat{r}(a)$ satisfying $\bar{r}_p(a) < \hat{r}(a) < \bar{r}(a)$. The condition $-4\sqrt{\Delta} +$

$2p_1^* - r + 5 < 0$ equals to $0 \leq r < \hat{r}(a)$. Simplify this inequality above, we have:

$$15r^2 + (36p_1^* - 54)r + 60p_1^{*2} + 12p_1^* + 48a^2 - 96a + 39 > 0$$

For LHS, take the derivative of r , because $p_1^* \leq \frac{1-r}{2}$, we have:

$$\begin{aligned} & 30r + 36p_1^* - 54 + (36r + 120p_1^* + 12) \frac{dp_1^*}{dr} \\ & < -18 + 12r + (36r + 120p_1^* + 12) \frac{dp_1^*}{dr} < 0 \end{aligned}$$

When $r = \bar{r}_p(a) = (1-a)^2$,

$$\begin{aligned} & 15r^2 + (36p_1^* - 54)r + 60p_1^{*2} + 12p_1^* + 48a^2 - 96a + 39 \\ & = 15(1-a)^4 + (36p_1^* - 54)(1-a)^2 + 60p_1^{*2} + 12p_1^* + 48a^2 - 96a + 39 \\ & = 15(1-a)^4 + (36\sqrt{-a^2 + 2a + 1} - 42)(1-a)^2 + 60(\sqrt{-a^2 + 2a + 1} - 1)^2 + 12(\sqrt{-a^2 + 2a + 1} - 1) - 9 \\ & > 60\left(\frac{\sqrt{7}}{2} - 1\right)^2 + 12\left(\frac{\sqrt{7}}{2} - 1\right) - 9 > 0 \end{aligned}$$

So, there is an upper bound $\hat{r}(a) > \bar{r}_p(a)$, and the condition $-4\sqrt{\Delta} + 2p_1^* - r + 5 < 0$ holds if and only if $0 \leq r < \hat{r}(a)$. Furthermore, because $0 \leq p_1^* \leq \frac{1-r}{2}$, we have $2p_1^* + \frac{1}{2} + \frac{r}{2} \leq \frac{p_1^*}{2} - \frac{r}{4} + \frac{5}{4}$. So if $0 \leq r < \hat{r}(a)$, which means $\frac{p_1^*}{2} - \frac{r}{4} + \frac{5}{4} < \sqrt{\Delta}$, we always have $2p_1^* + \frac{1}{2} + \frac{r}{2} < \sqrt{\Delta}$, which means $0 \leq r < \bar{r}(a)$. So we can get $\bar{r}_p(a) < \hat{r}(a) < \bar{r}(a)$.

For the second part. For p_1^* , the proof is the same with the first part. For p_2^* , we have:

$$\frac{dp_2^*}{dr} = \left(\frac{\partial p_2^*}{\partial r}\right)_{br2} + \left(\frac{\partial p_2^*}{\partial p_1^*}\right)_{br2} \frac{dp_1^*}{dr}$$

We've known that $\left(\frac{\partial p_2^*}{\partial r}\right)_{br2} > 0$ and $\left(\frac{\partial p_2^*}{\partial p_1^*}\right)_{br2} < 0$ when $1-a \geq r > \bar{r}(a) > \bar{r}_p(a)$. So it's obvious that $\frac{dp_2^*}{dr} > 0$. □

B.4 Weak Disadvantage of Prominence

Proposition: Weak Disadvantage of Prominence

When search costs and return costs are within a reasonable range, i.e., $s \in [1/50, 1/8)$, $r \in$

$[0, \hat{r}(a)]$, the profit advantage of the prominent firm will decrease as the return cost r increases.

Proof.

$$\begin{aligned} \frac{d(\pi_1^* - \pi_2^*)}{dr} &= \frac{d\pi_1^*}{dr} - \frac{d\pi_2^*}{dr} \\ &= (p_1^* + r - p_1^* p_2^* - r p_2^*) \frac{dp_2^*}{dr} + (p_2^{*2} + r p_2^* - p_2^*) \frac{dp_1^*}{dr} - a + a^2 + p_2^* - p_1^* + p_1^* p_2^* - p_2^{*2} \end{aligned}$$

Recall equation 14, take the derivative of r for both sides:

$$\frac{dp_1^*}{dr} = \frac{1}{2}(1 - p_2^*) \frac{dp_2^*}{dr} - \frac{1}{2}$$

We can get

$$\begin{aligned} \frac{d(\pi_1^* - \pi_2^*)}{dr} &= \left[-\frac{1}{2} p_2^{*3} + p_2^{*2} \left(1 - \frac{r}{2}\right) - p_2^* \left(p_1^* + \frac{r}{2} + \frac{1}{2}\right) + p_1^* + r \right] \frac{dp_2^*}{dr} \\ &\quad - \frac{3}{2} p_2^{*2} + \left(\frac{3}{2} - \frac{r}{2} + p_1^*\right) p_2^* - a + a^2 - p_1^* \end{aligned}$$

Recall the equation 14, we have:

$$\begin{aligned} A(p_2^*) &= -\frac{1}{2} p_2^{*3} + p_2^{*2} \left(1 - \frac{r}{2}\right) - p_2^* \left(p_1^* + \frac{r}{2} + \frac{1}{2}\right) + p_1^* + r \\ &= -\frac{1}{4} p_2^{*3} + \left(\frac{1}{4} - \frac{r}{2}\right) p_2^{*2} + \left(-\frac{1}{4} a^2 + \frac{a}{2} - \frac{1}{2}\right) p_2^* + \frac{a^2}{4} - \frac{a}{2} + \frac{1}{2} + \frac{r}{2} \end{aligned}$$

Take the derivative of p_2^* , we have

$$\begin{aligned} &-\frac{3}{4} p_2^{*2} + \left(\frac{1}{2} - r\right) p_2^* - \frac{1}{4} a^2 + \frac{a}{2} - \frac{1}{2} \\ &\leq -\frac{3}{4} \frac{(1-2r)^2}{9} + \left(\frac{1}{2} - r\right) \frac{1-2r}{3} - \frac{1}{4} a^2 + \frac{a}{2} - \frac{1}{2} \\ &= \frac{1}{12} (1-2r)^2 - \frac{1}{4} (a-1)^2 - \frac{1}{4} \\ &\leq \frac{1}{12} - \frac{1}{4} < 0 \end{aligned}$$

So if p_2^* increase, $A(p_2^*)$ will decrease, which means

$$A(p_2^*) > A(1) = 0.$$

Recall the equation 14, we have:

$$\begin{aligned} B(p_2^*) &= -\frac{3}{2}p_2^{*2} + \left(\frac{3}{2} - \frac{r}{2} + p_1^*\right)p_2^* - a + a^2 - p_1^* \\ &= -\frac{1}{4}p_2^{*3} - \frac{3}{4}p_2^{*2} + \left(\frac{1}{4}a^2 - \frac{1}{2}a - r + \frac{3}{2}\right)p_2^* + \frac{3}{4}a^2 - \frac{a}{2} + \frac{r}{2} - \frac{1}{2} \end{aligned}$$

Take the derivative of p_2^* , because $p_2^* \in [0, \frac{1}{2}]$, $r \in [0, \hat{r}(a)] \subset [0, \bar{r}(a)]$, and set $A = -a^2 + 2a + 1 \in (\frac{7}{4}, 2)$, we have

$$\begin{aligned} &-\frac{3}{4}p_2^{*2} - \frac{3}{2}p_2^* + \frac{1}{4}a^2 - \frac{1}{2}a - r + \frac{3}{2} \\ &\geq \frac{13}{16} - \frac{1}{4}(-a^2 + 2a + 1) - 3 + 2\sqrt{-a^2 + 2a + 1} \\ &= -\frac{1}{4}A + 2\sqrt{A} - \frac{35}{16} \end{aligned}$$

Take the derivative of A , we have

$$-\frac{1}{4} + \frac{1}{\sqrt{A}} > 0$$

So $-\frac{1}{4}A + 2\sqrt{A} - \frac{35}{16} > -\frac{21}{8} + \sqrt{7} > 0$.

And we can get

$$B(p_2^*) < B(1/2) = \frac{7}{8}a^2 - \frac{3}{4}a + \frac{1}{32}$$

The RHS is increasing with a . If $a \in (\frac{1}{2}, \frac{4}{5}]$, which means $s \in [\frac{1}{50}, \frac{1}{8})$, we have $\frac{7}{8}a^2 - \frac{3}{4}a + \frac{1}{32} < 0$.

So, $\frac{d(\pi_1^* - \pi_2^*)}{dr} = A(p_2^*)\frac{dp_2^*}{dr} + B(p_2^*) < 0$, $r \in [0, \hat{r}(a)]$. □

B.5 Firms' Profit

Proposition: Firms' Profit

For $r \in [0, \hat{r}(a)]$, as the return cost r increases, both firms' profit will decrease.

Proof. Recall that:

$$\pi_1 = p_1(1 - a + p_2 - p_1) + p_1 \cdot r_1 - r(a - p_2 + p_1)(1 - a) - r \cdot r_2 - rp_1p_2$$

$$\pi_2 = p_2(a - p_2 + p_1)(1 - a) + p_2 \cdot r_2 - r \cdot r_1 - r \cdot p_1 \cdot p_2$$

We have:

$$\frac{d\pi_1^*}{dr} = \frac{\partial\pi_1^*}{\partial p_2^*} \cdot \frac{dp_2^*}{dr} + \left[-(a - p_2 + p_1)(1 - a) - \frac{1}{2}(a^2 - p_2^2) - (p_1 - p_2)(a - p_2) - p_1p_2 \right]$$

Because

$$\begin{aligned} \frac{\partial\pi_1}{\partial p_2} &= p_1 - p_1p_2 + r(1 - a) + rp_2 + r(a - p_2) + r(p_1 - p_2) - rp_1 \\ &= p_1 - p_1p_2 + r(1 - p_2) \\ &= (p_1 + r)(1 - p_2) > 0 \end{aligned}$$

and $-(a - p_2 + p_1)(1 - a) < 0$, $-p_1p_2 < 0$, $-\frac{1}{2}(a^2 - p_2^2) - (p_1 - p_2)(a - p_2) = -(\frac{1}{2}a + \frac{1}{2}p_2 + p_1 - p_2)(a - p_2) < 0$. And if $0 \leq r \leq \hat{r}(a)$, $\frac{dp_2^*}{dr} < 0$. So we have $\frac{d\pi_1^*}{dr} < 0$ if $0 \leq r \leq \hat{r}(a)$.

We can also have:

$$\frac{d\pi_2^*}{dr} = \frac{\partial\pi_2^*}{\partial p_1^*} \cdot \frac{dp_1^*}{dr} + \left[-\frac{1}{2}(a^2 - p_2^{*2}) - p_1^*p_2^* \right]$$

Because $\frac{\partial\pi_2^*}{\partial p_1^*} = p_2^* \cdot (1 - p_2^* - r)$ and $p_2^* < \frac{1-r}{2} < a$, we have $\frac{\partial\pi_2^*}{\partial p_1^*} > 0$ and $-\frac{1}{2}(a^2 - p_2^{*2}) < 0$. So we have $\frac{d\pi_2^*}{dr} < 0$ if $0 \leq r \leq \hat{r}(a) < \bar{r}(a)$.

□