

Amplifying the antiferromagnetic spin Seebeck effect through topological magnons

Feodor Svetlanov Konomaev¹ and Kjetil M. D. Hals¹

¹*Department of Engineering Sciences, University of Agder, 4879 Grimstad, Norway*

(Dated: October 4, 2024)

Topological magnons emerge as topologically protected spin wave states at the edges of magnets. Here, we theoretically explore how these surface states can be harnessed to amplify the spin Seebeck effect (SSE) in antiferromagnets (AFMs) interfaced with normal metals (NMs). Based on a microscopic model of a kagome AFM, we demonstrate that broken mirror symmetry, combined with the Dzyaloshinskii-Moriya interaction (DMI), drives the system into a topological phase hosting spin-polarized magnons at the boundaries. Notably, linear response calculations reveal that in AFM/NM heterostructures, the topological magnons exhibit strong coupling to the metal's charge carriers, resulting in a substantial enhancement of the SSE. The relative contribution of the topological magnons is found to be 4-5 times greater than that of the trivial magnon bands. Moreover, our results show that this enhancement is highly sensitive to the strength of the DMI.

The spin-Seebeck effect (SSE) refers to the generation of spin currents in magnetic systems due to temperature gradients [1–6, 8]. In magnetic insulators, these spin currents are carried by magnons – the elementary spin excitations of the ordered spin structure. A key implication of the SSE is its ability to convert heat into electricity through the spin degree of freedom. This heat-to-electricity conversion was first demonstrated in heterostructures composed of ferromagnetic insulators (FIs) and heavy metals (HMs) [3–9]. Here, a temperature gradient across the FI/HM interface generates a magnon-driven spin current that flows into the HM layer. This spin current is further converted into electricity via the inverse spin Hall effect. Later, a similar thermoelectric effect was observed in heterostructures based on antiferromagnets (AFMs) [10–16], with an SSE coefficient reported to be fifty times larger than that of FI/HM structures [12]. When the magnetic heterostructures are applied to hot surfaces, they function as unique thermoelectric generators [9] that offer clear advantages over traditional thermoelectric technologies. First, they exhibit excellent scalability, where the power output can be increased by expanding the area of the thin-film heterostructure. Second, heterostructures are considerably simpler to fabricate than conventional thermocouple-based modules. However, despite these promising features, the efficiency of the spin-based generators remains too low for large-scale commercial applications [17].

An intriguing and largely unexplored mechanism for enhancing the thermoelectric efficiency of magnetic heterostructures is the presence of topological magnon states. These states emerge in both antiferromagnetic and ferromagnetic systems with magnon bands characterized by nonzero Chern numbers [18–36]. The topological properties can be induced through periodically modulated magnetization and exchange interactions or via the Dzyaloshinskii-Moriya interaction (DMI) produced by the intrinsic spin-orbit coupling (SOC). In the topologically nontrivial phase, the topological magnons manifest as coherent, propagating spin waves along the sample's

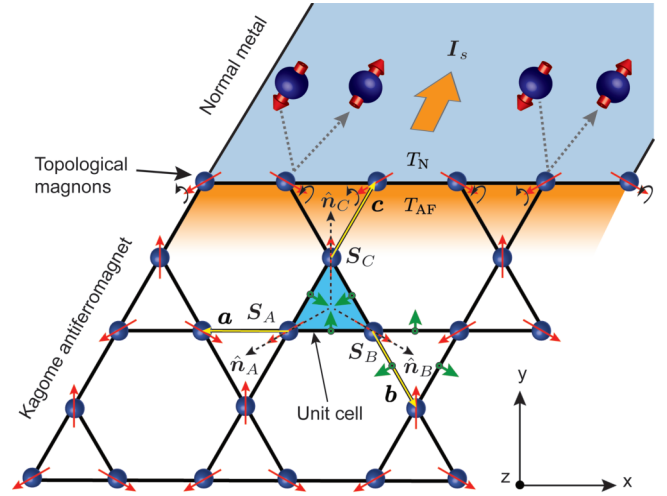


FIG. 1. (color online). A heterostructure composed of a kagome AFM interfaced with an NM. Topological magnons, localized at the edge of the AFM, strongly couple to the charge carriers of the NM, resulting in an enhancement of the thermally-driven spin current pumped into the NM. The green arrows represent the DMI vectors along the various bonds.

surface, offering energy-efficient channels for transporting spin currents. The topological spin excitations can be experimentally observed through the magnon thermal Hall effect [30, 32, 37–39]. Additionally, recent inelastic neutron scattering experiments have uncovered signatures of topologically nontrivial magnon states in both three-dimensional (3D) and two-dimensional (2D) ferromagnetic [40–44] and antiferromagnetic systems [45, 46].

Since the topological magnons are localized at the boundaries, they are expected to strongly couple to the itinerant charge carriers of a metal interfaced with the magnetic insulator. This strong coupling can notably amplify interface phenomena, such as the SSE, significantly improving the overall heat-to-electricity conversion efficiency of the magnetic heterostructures. In this Letter, we theoretically explore how spin-polarized topo-

logical magnons enhance the SSE in a kagome AFM interfaced with a normal metal (NM). We demonstrate that broken mirror symmetry, along with a finite in-plane DMI, is essential for both generating a net spin polarization of the magnons and driving the AFM into a topological phase. Importantly, we find that the topologically protected boundary states couple strongly to the charge carriers at the AFM/NM interface, resulting in a significant enhancement of the SSE. Typically, the contribution of the topological magnons to the spin current is 4-5 times greater than that of trivial states, highlighting the potential of topological magnets to optimize interface-driven spin phenomena in magnetic heterostructures.

The kagome AFM is described by the Hamiltonian [47]

$$\mathcal{H}_{\text{AF}} = \mathcal{H}_{\text{E}} + \mathcal{H}_{\text{A}} + \mathcal{H}_{\text{DM}}. \quad (1)$$

Here, $\mathcal{H}_{\text{E}} = J \sum_{\langle ij \rangle} \mathbf{S}_i \cdot \mathbf{S}_j$ represents the exchange interaction between the nearest neighbour spins \mathbf{S}_i and \mathbf{S}_j with the coupling strength $J > 0$, $\mathcal{H}_{\text{A}} = \sum_i \left(K_{\perp} (\mathbf{S}_i \cdot \hat{\mathbf{z}})^2 - K (\mathbf{S}_i \cdot \hat{\mathbf{n}}_i)^2 \right)$ characterizes the easy plane ($K_{\perp} > 0$) and easy axes ($K > 0$) anisotropy energies, respectively, and $\mathcal{H}_{\text{DM}} = \sum_{\langle ij \rangle} \mathbf{D}_{ij} \cdot (\mathbf{S}_i \times \mathbf{S}_j)$ is the DMI between the nearest neighbor lattice sites $\langle ij \rangle$. The vectors $\hat{\mathbf{n}}_i$ define the local easy axis at each lattice point i . In kagome AFMs, the three sublattice spins within a unit cell experience distinct easy axes, denoted as $\hat{\mathbf{n}}_A = [-\frac{\sqrt{3}}{2}, -\frac{1}{2}, 0]^T$, $\hat{\mathbf{n}}_B = [\frac{\sqrt{3}}{2}, -\frac{1}{2}, 0]^T$ and $\hat{\mathbf{n}}_C = [0, 1, 0]^T$ (see Fig. 1). The DMI vectors \mathbf{D}_{ij} are determined by the symmetry of the system. In a kagome AFM with broken mirror symmetry of the lattice plane, the DMI vectors connecting the sites within a single unit cell are given by [47]

$$\begin{aligned} \mathbf{D}_{AB} &= D_{\perp} \hat{\mathbf{z}} + D_{\parallel} (\hat{\mathbf{a}} \times \hat{\mathbf{z}}), \\ \mathbf{D}_{BC} &= D_{\perp} \hat{\mathbf{z}} + D_{\parallel} (\hat{\mathbf{b}} \times \hat{\mathbf{z}}), \\ \mathbf{D}_{CA} &= D_{\perp} \hat{\mathbf{z}} + D_{\parallel} (\hat{\mathbf{c}} \times \hat{\mathbf{z}}), \end{aligned} \quad (2)$$

where $\mathbf{a} = a[-1, 0, 0]^T$ is the vector that connects site B to site A , $\mathbf{b} = a[\frac{1}{2}, -\frac{\sqrt{3}}{2}, 0]^T$ connects site C to site B , and $\mathbf{c} = a[\frac{1}{2}, \frac{\sqrt{3}}{2}, 0]^T$ is connecting site A to site C with a being the lattice constant (see Fig. 1). The DMI vectors on the bondings connecting different unit cells are determined by inversion about site B [47].

Due to the parallel component of the DMI, the spins acquire an out-of-plane tilting by an angle

$$\theta = -\frac{1}{2} \arctan \left(\frac{2\sqrt{3}D_{\parallel}}{3J + K_{\perp} + K - \sqrt{3}D_{\perp}} \right), \quad (3)$$

which is found by minimizing the energy of Eq. (1) (see the Supplemental Material (SM) [48]). Consequently, in equilibrium, the sublattice spins are given by $\mathbf{S}_i^{(0)} = \hbar S [\cos(\theta) \hat{\mathbf{n}}_i + \sin(\theta) \hat{\mathbf{z}}]$ for $i \in \{A, B, C\}$. For a mirror symmetric kagome lattice plane, the in-plane component

D_{\parallel} vanishes, leaving only the out-of-plane component D_{\perp} . In this case, the spins lie in xy -plane with $\theta = 0$.

Hereafter, we consider a system defined by the material parameters $J = 10 \text{ meV}/\hbar^2$, $K = 0.03 \text{ meV}/\hbar^2$, $K_{\perp} = 0.9 \text{ meV}/\hbar^2$, $D_{\perp} = -0.2 \text{ meV}/\hbar^2$, $S = 1$, and $a = 3 \text{ \AA}$, which are representative of kagome AFMs [51]. We allow D_{\parallel} to vary in order to highlight the crucial role this parameter plays in enabling topological states and generating spin-polarized magnons, as discussed below. Notable candidate materials described by the above spin model include Mn_3X ($X = \text{Ga, Ge, Sn}$) and iron jarosites.

To describe the collective spin excitations of the Hamiltonian (1), we employ the Holstein-Primakoff transformation [50], which expresses the spin operators in terms of the bosonic ladder operators a_i and a_i^{\dagger} : $S_{i,x_i} = \frac{\hbar\sqrt{2S}}{2}(a_i + a_i^{\dagger})$, $S_{i,y_i} = \frac{\hbar\sqrt{2S}}{2i}(a_i - a_i^{\dagger})$, and $S_{i,z_i} = \hbar(S - a_i^{\dagger}a_i)$. Here, $\hat{\mathbf{x}}_i = \hat{\mathbf{n}}_i \times \hat{\mathbf{z}}$, $\hat{\mathbf{y}}_i = \hat{\mathbf{z}} \times \hat{\mathbf{x}}_i$, and $\hat{\mathbf{z}}_i = \mathbf{S}_i^{(0)}/\hbar S$ define the local reference frame at lattice site i such that the quantization axis $\hat{\mathbf{z}}_i$ points along $\mathbf{S}_i^{(0)}$. The expressions for the spin operators are substituted into Eq. (1) followed by the Fourier transformation $a_i = (1/\sqrt{N_{\text{uc}}}) \sum_{\mathbf{k}} a_{i,\mathbf{k}} \exp(i(\mathbf{R}_j + \delta_l) \cdot \mathbf{k})$, where N_{uc} is the number of magnetic unit cells, and $\mathbf{R}_j + \delta_l$ denotes the position of spin i , expressed in terms of the unit cell position vector \mathbf{R}_j and the vector δ_l (with $l \in \{A, B, C\}$) specifying the position of sublattice spin l within unit cell j . The above substitution and transformation map the spin Hamiltonian (1) onto a bosonic Bogoliubov-deGennes (BdG) Hamiltonian for the ladder operators

$$\mathcal{H}_{\text{AF}} = \frac{1}{2} \sum_{\mathbf{k}} \Psi_{\mathbf{k}}^{\dagger} \mathbf{H}_{\mathbf{k}} \Psi_{\mathbf{k}}, \quad (4)$$

where $\Psi_{\mathbf{k}}^{\dagger} = [\alpha_{\mathbf{k}}^{\dagger}, \alpha_{-\mathbf{k}}^{\dagger}]$ with $\alpha_{\mathbf{k}}^{\dagger} = [a_{A,\mathbf{k}}^{\dagger}, a_{B,\mathbf{k}}^{\dagger}, a_{C,\mathbf{k}}^{\dagger}]$. Here, and in the following expressions, \mathbf{k} denotes wave vectors within the first Brillouin zone. The full 6×6 matrix form of $\mathbf{H}_{\mathbf{k}}$ is provided in the SM [48].

The BdG Hamiltonian (4) is diagonalized by a 6×6 paraunitary matrix $\mathbf{T}_{\mathbf{k}}^{-1} = [\mathbf{U}_{\mathbf{k}}, \mathbf{V}_{-\mathbf{k}}^*, \mathbf{V}_{\mathbf{k}}, \mathbf{U}_{-\mathbf{k}}^*]$ where $\mathbf{U}_{\mathbf{k}}$ and $\mathbf{V}_{\mathbf{k}}$ are 3×3 submatrices [52]:

$$(\mathbf{T}_{\mathbf{k}}^{-1})^{\dagger} \mathbf{H}_{\mathbf{k}} \mathbf{T}_{\mathbf{k}}^{-1} = \text{diag}(\mathbf{E}_{\mathbf{k}}, \mathbf{E}_{-\mathbf{k}}). \quad (5)$$

In the above expression, $\mathbf{E}_{\mathbf{k}} = \text{diag}(\varepsilon_3(\mathbf{k}), \varepsilon_2(\mathbf{k}), \varepsilon_1(\mathbf{k}))$ with $\varepsilon_n(\mathbf{k})$ being the eigenenergies of the n th band. The diagonalized form of Eq. (4) is $\mathcal{H} = \sum_{n,\mathbf{k}} \varepsilon_n(\mathbf{k}) \gamma_{n,\mathbf{k}}^{\dagger} \gamma_{n,\mathbf{k}}$ where $\gamma_{n,\mathbf{k}}^{\dagger}$ and $\gamma_{n,\mathbf{k}}$ are the ladder operators describing the elementary magnonic spin excitations of the AFM. The Hamiltonian (4) is diagonalized numerically [52].

The thermally excited magnons must, on average, carry a net spin angular momentum in order to pump a DC spin current into an adjacent metallic layer. Thus, we begin by examining the spin polarization of the magnons.

The statistical average of the magnons' spin polariza-

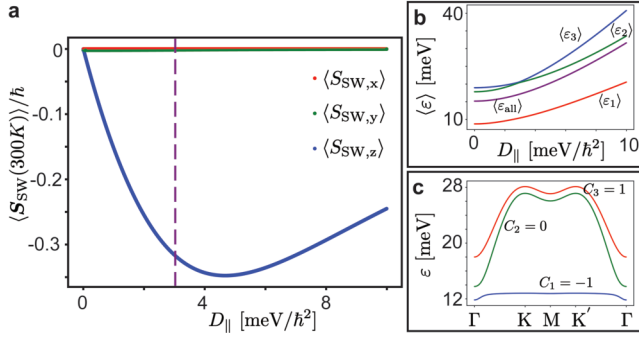


FIG. 2. (color online). **a.** The average spin polarization of the magnons at 300 K as function of the in-plane DMI. Dotted line indicates the transition into the topological regime with Chern numbers $C_1 = -1$, $C_2 = 0$, and $C_3 = 1$. **b.** The average energy of the three magnon bands as a function of the in-plane DMI. **c.** The magnon energy bands along high-symmetry lines in the Brillouin zone for $D_{\parallel} = 5$ meV.

tion at temperature T is given by [48]

$$\langle \mathbf{S}_{SW}(T) \rangle = \sum_{n,\mathbf{k}} \langle \mathbf{S}_{SW;n,\mathbf{k}} \rangle n_B(\epsilon_n(\mathbf{k}), T), \quad (6)$$

where $n_B(\epsilon, T) = (e^{\epsilon/k_B T} - 1)^{-1}$ is the Bose-Einstein distribution and the quantity $\langle \mathbf{S}_{SW;n,\mathbf{k}} \rangle = -[\langle n, \mathbf{k} | \sum_i \mathbf{S}_i | n, \mathbf{k} \rangle - \langle \mathbf{S}_{vac} \rangle]$ represents the average spin carried by the magnon mode $|n, \mathbf{k}\rangle = \gamma_{n,\mathbf{k}}^\dagger |0\rangle$. Here, $\langle \mathbf{S}_{vac} \rangle$ is the spin of the vacuum state $|0\rangle$. For further analysis, it is convenient to express $\langle \mathbf{S}_{SW;n,\mathbf{k}} \rangle$ in terms of the elements of the paraunitary matrix $\mathbf{T}_{\mathbf{k}}^{-1}$ [48]:

$$\langle \mathbf{S}_{SW;n,\mathbf{k}} \rangle = \hbar \sum_l (|U_{ln,\mathbf{k}}|^2 + |V_{ln,\mathbf{k}}|^2) \hat{z}_l. \quad (7)$$

Fig. 2a shows the x , y and z components of the average spin polarization $\langle \mathbf{S}_{SW}(T) \rangle$ as a function of D_{\parallel} for a kagome AFM at a temperature of $T = 300$ K. Notably, the magnon system exhibits a net spin polarization along the z -axis when $D_{\parallel} \neq 0$. This polarization arises from the out-of-plane tilting in Eq. (3), which results in a weak ferromagnetic phase and a corresponding net polarization of the thermally excited magnons. Additionally, we observe that the spin polarization reaches its peak value for a finite in-plane DMI. The reason the polarization does not increase monotonically with D_{\parallel} is that the in-plane DMI also elevates the magnon state energies. This is depicted in the inset of Fig. 2b, which shows the average energy of the first, second, and third bands, and the average energy of all bands, for different D_{\parallel} . Thus, D_{\parallel} induces two counteracting effects that influence the polarization: (1) the increased tilting angle, which enhances $\langle \mathbf{S}_{SW;n,\mathbf{k}} \rangle$ for each magnon state, and (2) the rise in magnon energy, which reduces the Bose-Einstein occupation number $n_B(\epsilon, T)$, leading to a lower overall $\langle \mathbf{S}_{SW}(T) \rangle$. The maximum spin polarization occurs at the D_{\parallel} -value where these two effects are balanced.

In addition to generating spin-polarized magnons, the in-plane DMI is pivotal in driving the spin system into a topological phase characterized by magnonic edge states. We investigate this transition by numerically calculating the Chern numbers for the three magnon bands, expressed as the normalized integrals of the Berry curvatures $B_n(\mathbf{k})$ ($n \in \{1, 2, 3\}$) over the first Brillouin zone:

$$C_n = \frac{1}{2\pi} \int d\mathbf{k} B_n(\mathbf{k}). \quad (8)$$

Here, $B_n(\mathbf{k}) = \epsilon_{\mu\nu} \partial_{k_\mu} A_{n,\nu}(\mathbf{k})$, where $A_{n,\nu}(\mathbf{k}) = i[\boldsymbol{\sigma}_3(\mathbf{T}_{\mathbf{k}}^{-1})^\dagger \boldsymbol{\sigma}_3 \partial_{k_\nu} \mathbf{T}_{\mathbf{k}}^{-1}]_{nn}$ ($\nu \in \{x, y\}$) is the gauge connection, $\boldsymbol{\sigma}_3 = \text{diag}(1, 1, 1, -1, -1, -1)$, and $\epsilon_{\mu\nu}$ denotes the 2D antisymmetric Levi-Civita symbol [20].

Our numerical analysis shows that an in-plane DMI exceeding 3.04 meV is required to obtain well-defined Chern numbers with a global gap between the two lowest magnon bands, as illustrated in Fig. 2c for $D_{\parallel} = 5$. In this regime, the Chern numbers are $C_1 = -1$, $C_2 = 0$, and $C_3 = 1$, signifying the presence of a single edge state band within the global gap between the two lowest magnon bands for a finite system with boundaries. Additionally, in a finite system, an edge state band forms between the second and third bands. However, this band does not reside within a global gap (see Fig. 2c).

Next, we explore how the surface states influence the SSE. To this end, we consider a quasi-1D kagome AFM that extends infinitely along the x -axis, with a finite thickness of N_y primitive magnetic unit cells in the y -direction, terminating in flat edges. This quasi-1D system is defined by a new composite unit cell comprising $N_{1D} = 3N_y - 1$ sites (Fig. 3b). The 1D AFM strip is further connected to a 2D NM sample. As our primary focus is to investigate the contribution of the topological magnons relative to the trivial states, we disregard external magnetic fields [53]. The Hamiltonian governing the AFM/NM heterostructure is given by:

$$\mathcal{H} = \mathcal{H}_{AF}^{(1D)} + \mathcal{H}_{NM} + \mathcal{H}_I. \quad (9)$$

Here, $\mathcal{H}_{AF}^{(1D)} = (1/2) \sum_q \boldsymbol{\Psi}_q^\dagger \mathbf{H}_q \boldsymbol{\Psi}_q$ where \mathbf{H}_q is the $2N_{1D} \times 2N_{1D}$ BdG Hamiltonian characterizing the 1D AFM, which is derived following the same steps as in the derivation of Eq. (4) with $\mathbf{k} = q\hat{x}$ and δ_l running over the N_{1D} sites within the 1D magnetic unit cell. $\mathcal{H}_{NM} = \sum_{\mathbf{k}, \mathbf{q}} \mathbf{c}_{\mathbf{k}}^\dagger (\epsilon_{\mathbf{k}} \delta_{\mathbf{k}, \mathbf{q}} + U_{\mathbf{k}-\mathbf{q}} (1 + i\alpha_{so} \boldsymbol{\sigma} \cdot (\mathbf{k} \times \mathbf{q}))) \mathbf{c}_{\mathbf{q}}$ describes the itinerant charge carriers of the NM, where $\mathbf{c}_{\mathbf{k}}^\dagger = [c_{\mathbf{k},\uparrow}^\dagger, c_{\mathbf{k},\downarrow}^\dagger]$ with $c_{i\tau}^\dagger$ ($c_{i\tau}$) being the fermionic creation (destruction) operator, $U_{\mathbf{k}-\mathbf{q}}$ is the Fourier transform of the impurity potential, α_{so} parametrizes the SOC strength at the impurities, and $\epsilon_{\mathbf{k}}$ represents the energy of the free electrons. $\mathcal{H}_I = \sum_{i \in I} J_{sd} \mathbf{s}_i \cdot \mathbf{S}_i$ expresses the interfacial exchange interaction between the AFM's spins \mathbf{S}_i localized at the AFM/NM interface (I) and the charge carriers' spin-density $\mathbf{s}_i = (\hbar/2) c_{i\tau}^\dagger \boldsymbol{\sigma}_{\tau\tau'} c_{i\tau'}$. Here, $\boldsymbol{\sigma}$ is a vector consisting of the Pauli matrices.

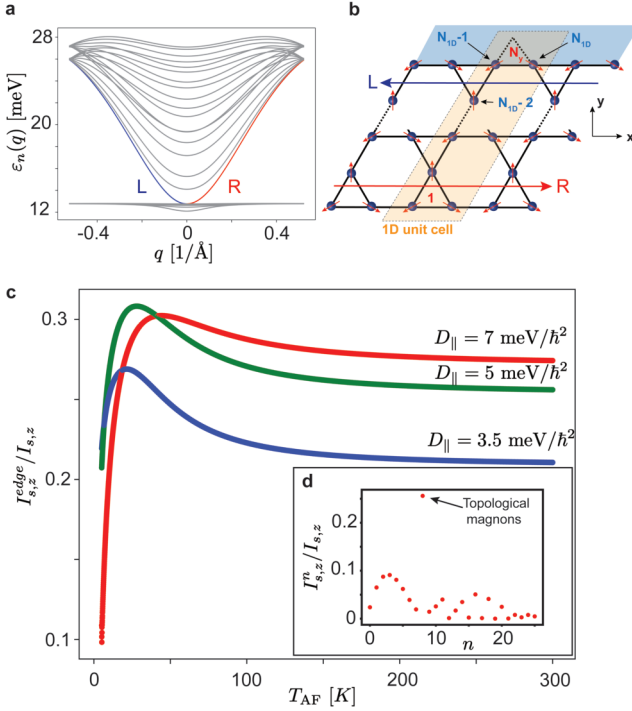


FIG. 3. (color online). **a**. Magnon bands of a quasi-1D system with $D_{\parallel} = 5 \text{ meV}/\hbar^2$. Right- (left-) propagating topological magnons are highlighted in red (blue). **b**. The unit cell of the quasi-1D system. **c**. Relative contribution of first-gap edge states to the total spin current. **d**. Relative contribution of all bands ε_n to the total spin current at 300 K for $D_{\parallel} = 5 \text{ meV}/\hbar^2$. In all computations, we have used $N_y = 9$.

Numerical diagonalization of $\mathcal{H}_{\text{AF}}^{(1D)}$ yields the magnon bands of the quasi-1D system. Fig. 3a presents the dispersion relation for a kagome AFM strip with a thickness of $N_y = 9$ primitive unit cells. As expected, edge states emerge in the first gap, with the right-moving edge states highlighted in red and the left-moving ones in blue. The edge states in the second gap cannot be identified due to the intermixing of the second and third bands.

The Heisenberg equation $\dot{\mathbf{s}}_{\text{Tot}} = (i/\hbar)[\mathcal{H}_I, \mathbf{s}_{\text{Tot}}]$, with $\mathbf{s}_{\text{Tot}} = \sum_i \mathbf{s}_i$, describes the rate of change of the total spin in the NM due to its coupling to the AFM. The DC spin current \mathbf{I}_s pumped into the NM can thus be obtained by taking the statistical average of this equation: $\mathbf{I}_s = (i/\hbar)\langle[\mathcal{H}_I, \mathbf{s}_{\text{Tot}}]\rangle$. The average is evaluated by treating the interfacial exchange coupling \mathcal{H}_I as a perturbation and applying linear response theory. In the limit of weak damping in the AFM, the final result becomes [48]

$$\mathbf{I}_s = \mathcal{K} \sum_{n,q} \boldsymbol{\Omega}_{n;q} f_{n;q} \left(\coth \frac{\varepsilon_n(q)}{2k_B T_N} - \coth \frac{\varepsilon_n(q)}{2k_B T_{\text{AF}}} \right), \quad (10)$$

where n runs over all magnon energy states $\varepsilon_n(q) = \hbar\omega_n(q)$ for the wave vector q along the x -axis. The parameter $\mathcal{K} = (L_y \chi_N)/(4\hbar\lambda)$ is expressed in terms of the

thickness L_y of the AFM strip, the paramagnetic susceptibility χ_N and spin-diffusion length λ of the NM. The quantities $\boldsymbol{\Omega}_{n;q}$ and $f_{n;q}$ are given by the expressions

$$\boldsymbol{\Omega}_{n;q} = \sum_{\alpha,\beta} (\mathbf{F}_{\alpha\beta;nq}^{+-} + \mathbf{F}_{\alpha\beta;nq}^{-+} + 2\mathbf{F}_{\alpha\beta;nq}^{zz}), \quad (11)$$

$$f_{n;q} = \sqrt{\frac{\sqrt{(1 + (\lambda q)^2)^2 + (\omega_n(q)\tau)^2} - 1 - (\lambda q)^2}{2((1 + (\lambda q)^2)^2 + (\omega_n(q)\tau)^2)}}.$$

Here, $\alpha, \beta \in \{N_{1D}, N_{1D-1}, N_{1D-2}\}$ are the AFM's sublattice spins lying at the AFM/NM interface (see Fig. 3b), τ is the spin-flip relaxation time in the NM, $\mathbf{F}_{\alpha\beta;nq}^{\eta\tilde{\eta}} = \boldsymbol{\Lambda}_{\alpha n;q}^{\eta} \boldsymbol{\Gamma}_{\beta n;q}^{\tilde{\eta},*}$, where $\eta, \tilde{\eta} \in \{\pm, z\}$, and the $\boldsymbol{\Lambda}$ and $\boldsymbol{\Gamma}$ tensors are defined in terms of the paraunitary matrix $\mathbf{T}_q^{-1} = [\mathbf{U}_q, \mathbf{V}_{-q}^*, \mathbf{V}_q, \mathbf{U}_{-q}^*]$ that diagonalizes $\mathcal{H}_{\text{AF}}^{(1D)}$:

$$\boldsymbol{\Lambda}_{\alpha n;q}^{\eta} = i\tilde{J}_{\text{sd}}(\mathbf{r}_{\alpha}^{-\eta} U_{\alpha n;q} + \mathbf{r}_{\alpha}^{+\eta} V_{\alpha n;q}),$$

$$\boldsymbol{\Gamma}_{\beta n;q}^{\eta,*} = \frac{\tilde{J}_{\text{sd}}}{2}(c_{\beta}^{-\eta} V_{\beta n;q}^* + c_{\beta}^{+\eta} U_{\beta n;q}^*).$$

In the above expressions, $\tilde{J}_{\text{sd}} = \hbar N_s J_{\text{sd}} \sqrt{S/2N_N N_{\text{AF}}}$, where N_N (N_{AF}) is the number of unit cells in the NM (1D AFM) and N_s is the number of spins of one type (A, B or C) at the AFM/NM interface. Furthermore, we have that $\mathbf{r}_{\alpha}^{\pm z} = \mathbf{r}_{\alpha}^{\pm} \times \mathbf{r}_{\alpha}^{\pm}$, $\mathbf{r}_{\alpha}^{\pm z} = \mathbf{r}_{\alpha}^{\pm} \times \hat{\mathbf{z}}$, $c_{\alpha}^{\pm z} = \mathbf{r}_{\alpha}^{\pm} \cdot \mathbf{r}_{\alpha}^{\pm}$, and $c_{\alpha}^{\pm z} = \mathbf{r}_{\alpha}^{\pm} \cdot \hat{\mathbf{z}}$, where $\mathbf{r}_{\alpha}^{\pm} = \hat{\mathbf{x}}_{\alpha} \pm i\hat{\mathbf{y}}_{\alpha}$ and $\mathbf{r}_{\alpha}^{\pm} = \hat{\mathbf{x}} \pm i\hat{\mathbf{y}}$.

Fig. 3c illustrates the relative contribution of first-gap edge states to the total spin current as a function of the AFM temperature for three in-plane DMI values: 3.5, 5, and 7 meV/\hbar^2 . We focus on the z -component, which constitutes the dominant portion of the spin current [54]. The temperature difference across the AFM/NM interface is fixed at $T_{\text{AF}} - T_N = 1 \text{ K}$. The material parameters for the NM layer are set to $\lambda = 70 \text{ \AA}$ and $\tau = 1 \text{ psec}$ [7]. In all three cases, the edge state contributions are substantial, with peak values ranging from 27% to 31%. These maxima occur at relatively low temperatures (30–50 K) due to the inflection point of $\coth \frac{\varepsilon_n(q)}{2k_B T_{\text{AF}}} - \coth \frac{\varepsilon_n(q)}{2k_B T_N}$ at $k_B T_{\text{AF}} \sim \varepsilon_n/4.5$. Beyond these peaks, the contributions remain considerable, reaching 21–28% at room temperature. The significant contribution to the spin current is characteristic of topological magnons and arises from their strong coupling to the itinerant charge carriers at the AFM/NM interface. This is demonstrated in Fig. 3d, which shows the contributions from all bands for $D_{\parallel} = 5 \text{ meV}/\hbar^2$ at 300 K. It is noteworthy that the mid-range contribution from the trivial magnon states is about 5%. Thus, the contribution from the topological magnon band is 4–5 times higher than that of the trivial bands, underscoring the potential of topological magnons to greatly amplify the antiferromagnetic SSE.

Our study focused on a 2D sample where the charge carriers couple to the AFM spins along a line. However, we anticipate that the impact of topological magnons

could be even more pronounced in 3D systems, where the magnons and charge carriers interact across a 2D AFM/NM interface. Recent experiments have already reported evidence of topological magnons in 3D AFMs [45, 46], making it an exciting prospect for future research.

We thank Mathias Kläui for stimulating discussions. KMDH acknowledges funding from the Research Council of Norway via Project No. 334202.

-
- [1] M. Johnson and R. H. Silsbee, *Phys. Rev. B* **35**, 4959 (1987).
- [2] M. Hatami, G.E.W. Bauer, Q. Zhang, and P.J. Kelly, *Phys. Rev. Lett.* **99**, 066603 (2007).
- [3] K. Uchida, S. Takahashi, K. Harii, J. Ieda, W. Koshibae, K. Ando, S. Maekawa, E. Saitoh, *Nature* **455**, 778 (2008).
- [4] K. Uchida, J. Xiao, H. Adachi, J. Ohe, S. Takahashi, J. Ieda, T. Ota, Y. Kajiwara, H. Umezawa, H. Kawai, G. E. W. Bauer, S. Maekawa, and E. Saitoh, *Nature Materials* **9**, 894 (2010).
- [5] C.M. Jaworski, J. Yang, S. Mack, D.D. Awschalom, J.P. Heremans, and R.C. Myers, *Nat. Mater.* **9**, 898 (2010).
- [6] K. Uchida, H. Adachi, T. Ota, H. Nakayama, S. Maekawa, E. Saitoh, *Appl. Phys. Lett.* **97**, 172505 (2010).
- [7] H. Adachi, J.-i. Ohe, S. Takahashi, and S. Maekawa, *Phys. Rev. B* **83**, 094410 (2011).
- [8] E.J. Guo, J. Cramer, A. Kehlberger, C.A. Ferguson, D.A. MacLaren, G. Jakob, and M. Kläui, *Phys. Rev. X* **6**, 031012 (2016).
- [9] A. Kirihara, K. Uchida, Y. Kajiwara, M. Ishida, Y. Nakamura, T. Manako, E. Saitoh, and S. Yoroza, *Nature Materials* **11**, 686 (2012).
- [10] Y. Ohnuma, H. Adachi, E. Saitoh, and S. Maekawa, *Phys. Rev. B* **87**, 014423 (2013).
- [11] S. Seki, T. Ideue, M. Kubota, Y. Kozuka, R. Takagi, M. Nakamura, Y. Kaneko, M. Kawasaki, and Y. Tokura, *Phys. Rev. Lett.* **115**, 266601 (2015).
- [12] S. M. Wu, W. Zhang, Amit KC, P. Borisov, J.E. Pearson, J.S. Jiang, D. Lederman, A. Hoffmann, and A. Bhattacharya, *Phys. Rev. Lett.* **116**, 097204 (2016).
- [13] Y. Shiomi, R. Takashima, D. Okuyama, G. Gitgeatpong, P. Piyawongwatthana, K. Matan, T. J. Sato, and E. Saitoh, *Phys. Rev. B* **96**, 180414(R) (2017).
- [14] J. Li, Z. Shi, V.H. Ortiz, M. Aldosary, C. Chen, V. Aji, P. Wei, and J. Shi, *Phys. Rev. Lett.* **122**, 217204 (2019).
- [15] A. Ross, R. Lebrun, M. Evers, A. Deák, L. Szunyogh, U. Nowak, and M. Kläui, *Phys. Rev. B* **103**, 224433 (2021).
- [16] J. Xu, J. He, J.S. Zhou, D. Qu, S.Y. Huang, and C.L. Chien, *Phys. Rev. Lett.* **129**, 117202 (2022).
- [17] For a review see K.-i. Uchida, *Proc. Jpn. Acad., Ser. B* **97**, 69 (2021).
- [18] L. Zhang, J. Ren, J.-S. Wang, and B. Li, *Phys. Rev. B* **7**, 144101 (2013).
- [19] R. Shindou, J.-i. Ohe, R. Matsumoto, S. Murakami, and E. Saitoh, *Phys. Rev. B* **87**, 174402 (2013).
- [20] R. Shindou, R. Matsumoto, S. Murakami, and J.-i. Ohe, *Phys. Rev. B* **87**, 174427 (2013).
- [21] A. Mook, J. Henk, and I. Mertig, *Phys. Rev. B* **89**, 134409 (2014).
- [22] A. Mook, J. Henk, and I. Mertig, *Phys. Rev. B* **90**, 024412 (2014).
- [23] A. Mook, J. Henk, and I. Mertig, *Phys. Rev. B* **91**, 174409 (2015).
- [24] J. Romhányi, K. Penc, and R. Ganesh, *Nat. Commun.* **6**, 6805 (2015).
- [25] A. Mook, J. Henk, and I. Mertig, *Phys. Rev. B* **94**, 174444 (2016).
- [26] A. Mook, J. Henk, and I. Mertig, *Phys. Rev. Lett.* **117**, 157204 (2016).
- [27] A Roldán-Molina, A.S. Nunez, and J. Fernández-Rossier, *New J. Phys.* **18** 045015 (2016).
- [28] F.-Y. Li, Y.-D. Li, Y. B. Kim, L. Balents, Y. Yu, and G. Chen, *Nature Commun.* **7**, 12691 (2016).
- [29] S. A. Owerre, *J. Phys.: Condens. Matter* **28** 386001 (2016).
- [30] P. Laurell and G.A. Fiete *Phys. Rev. B* **98**, 094419 (2018).
- [31] P. A. McClarty, X.-Y. Dong, M. Gohlke, J. G. Rau, F. Pollmann, R. Moessner, and K. Penc, *Phys. Rev. B* **98**, 060404(R) (2018)
- [32] A. Mook, J. Henk, and I. Mertig, *Phys. Rev. B* **99**, 014427 (2019).
- [33] S.A. Díaz, J. Klinovaja, and D. Loss, *Phys. Rev. Lett.* **122**, 187203 (2019).
- [34] D. Bhowmick and P. Sengupta, *Phys. Rev. B* **101**, 195133 (2020).
- [35] A. Corticelli, R. Moessner, and P.A. McClarty, *Phys. Rev. Lett.* **130**, 206702 (2023).
- [36] For a review see P. A. McClarty, *Annu. Rev. Condens. Matter Phys.* **13**, 171 (2022).
- [37] Y. Onose, T. Ideue, H. Katsura, Y. Shiomi, N. Nagaosa, and Y. Tokura, *Science* **329**, 297 (2010).
- [38] T. Ideue, Y. Onose, H. Katsura, Y. Shiomi, S. Ishiwata, N. Nagaosa, and Y. Tokura *Phys. Rev. B* **85**, 134411 (2012).
- [39] M. Hirschberger, R. Chisnell, Y.S. Lee, and N.P. Ong, *Phys. Rev. Lett.* **115**, 106603 (2015).
- [40] R. Chisnell, J.S. Helton, D.E. Freedman, D.K. Singh, R.I. Bewley, D.G. Nocera, and Y.S. Lee, *Phys. Rev. Lett.* **115**, 147201 (2015).
- [41] L. Chen, J.-H. Chung, B. Gao, T. Chen, M.B. Stone, A. I. Kolesnikov, Q. Huang, and P. Dai, *Phys. Rev. X* **8**, 041028 (2018).
- [42] B. Yuan, I. Khait, G.-J. Shu, F. C. Chou, M.B. Stone, J.P. Clancy, A. Paramakanti, and Y.-J. Kim, *Phys. Rev. X* **10**, 011062 (2020).
- [43] M. Elliot, P. A. McClarty, D. Prabhakaran, R.D. Johnson, H. C. Walker, P. Manuel, and R. Coldea, *Nat. Commun.* **12**, 3936 (2021).
- [44] A. Scheie, P. Laurell, P.A. McClarty, G.E. Granroth, M.B. Stone, R. Moessner, and S.E. Nagler, *Phys. Rev. Lett.* **128**, 097201 (2022).
- [45] W. Yao, C. Li, L. Wang, S. Xue, Y. Dan, K. Iida, K. Kamazawa, K. Li, C. Fang, and Y. Li, *Nat. Phys.* **14**, 1011 (2018).
- [46] S. Bao, J. Wang, W. Wang, Z. Cai, S. Li, Z. Ma, D. Wang, K. Ran, Z.-Y. Dong, D. L. Abernathy, S.-L. Yu, X. Wan, J.-X. Li, and J. Wen, *Nat. Commun.* **9**, 2591 (2018).
- [47] D.R. Rodrigues, A. Salimath, K. Everschor-Sitte, and K.M.D. Hals *Phys. Rev. B* **105**, 174401 (2022).
- [48] See Supplemental Material for a derivation of the tilting angle (3), the spin current \mathbf{I}_s in Eq. (10), and the form of the BdG Hamiltonian in Eq. (4). The Supplemental

Material includes Refs. [7, 10, 49, 52].

- [49] J. Rammer, *Quantum Field Theory of Non-Equilibrium States* (Cambridge University Press, Cambridge, 2007).
- [50] A. Auerbach, *Interacting Electrons and Quantum Magnetism* (Springer-Verlag, New York, 1994)
- [51] D.R. Rodrigues, A. Salimath, K. Everschor-Sitte, K.M.D. Hals, Phys. Rev. Lett. **127**, 157203 (2021).
- [52] J.H.P. Colpa Physica **93A**, 327 (1978).
- [53] An external magnetic field along the z -axis increases the overall spin polarization of the magnon system (and, consequently, $I_{s,z}$) and potentially also drives the system into different topological regimes. However, the fundamental physics of the strong coupling between charge carriers and topological magnons remains unaffected.
- [54] Due to the edge, the spin current also acquires a weak y -component, significantly smaller than $I_{s,z}$.