

On the Onset Mechanism for Solar Coronal Jets, and Implications for the Onset Mechanism for CME-Producing Eruptions

Alphonse C. Sterling¹, Ronald L. Moore^{2,1} & Navdeep K. Panesar^{3,4}

(1) NASA Marshall Space Flight Center, Huntsville, AL, USA; (2) The University of Alabama in Huntsville, Huntsville, AL, USA.; (3) Bay Area Environmental Research Institute, Moffett Field, CA, USA; (4) Lockheed Martin Solar and Astrophysics Laboratory, Palo Alto, CA, USA

Abstract. Large-scale solar eruptions often include ejection of a filament, a solar flare, and expulsion of a coronal mass ejection (CME). Unravelling the magnetic processes that build up the free energy for these eruptions and trigger that energy's release in the eruption is a continuing challenge in solar physics. Such large-scale eruptions are comparatively infrequent, with the moderate level ones (say, GOES M-class events) occurring perhaps once every few days on average during active-activity times, and much less frequently during quieter times. In contrast, solar coronal jets, which are long (~50,000 km), narrow (less than about 10,000 km), transient (~10–20 min) plasma spires with bright bases and that are seen in soft X-rays and EUV, occur much more frequently, likely several hundred times per day independent of large-scale solar activity level. Recent studies indicate that coronal jets are small-scale versions of large-scale eruptions, often produced by eruption of a small-scale “minifilament,” that results in a “miniflare” analogous to a larger typical solar flare, and that sometimes produces a CME analogue (a “narrow CME” or “white-light jet”). Under the assumption that jets are small-scale eruptions, their higher occurrence frequency and faster build-up evolution reveals perhaps fundamental aspects of all eruptions that are not as easy to discern in the more-complex magnetic environment and the slower build up to the larger eruptions. Therefore, the study of coronal jets can provide insights into the onset mechanism of CME-producing large-scale eruptions.

Keywords. Sun: filaments, prominences, flares, magnetic fields, CMEs

1. Overview of Solar Corona Jets

Solar coronal jets are long, narrow geyser-like ejections usually observed in soft X-ray (SXR) or EUV coronal images (Shibata et al. 1992, Raouafi et al. 2016, Shen 2021, Schmieder 2022, Sterling et al. 2023). They reach ~50,000 km, have widths ~8000 km, and lifetimes ~10 min (Savcheva et al. 2007). (Fig. 1.)

Jets apparently result from eruptions of small-scale filaments (minifilaments) (Fig. 2). This minifilament forms and erupts from a neutral line formed by a minority polarity patch surrounded by majority polarity. A jet bright point (JBP) often forms at the minifilament-eruption site (Sterling et al. 2015). (Fig. 3.) Wyper et al. (2017) present numerical simulations of the basic process.

The small-scale eruptions making jets are analogous to the eruptions that make CMEs (Fig. 4); the erupting minifilament and JBP in the jet case correspond to erupting large-scale filaments and a solar flare in the CME-eruption case. We make a distinction between whether the erupting minifilament produces a “jet” or a “CME,” based on whether the eruption results in the flux rope losing its flux-rope nature due to reconnection with the ambient coronal field. In the case of a jet, one part of the erupting flux rope completely reconnects with the external coronal field, so that eventually only one end of the erupting structure remains tied to the photosphere. In the case of a CME, the erupting flux rope has enough flux during its eruption so that part of




Figure 1. The north pole region of the Sun in SXR, from the X-Ray Telescope (XRT) on the Hinode spacecraft, with date and time as in the top label. Vertical outward ejections are coronal jets. (From Sterling et al. 2022, which gives more details.)

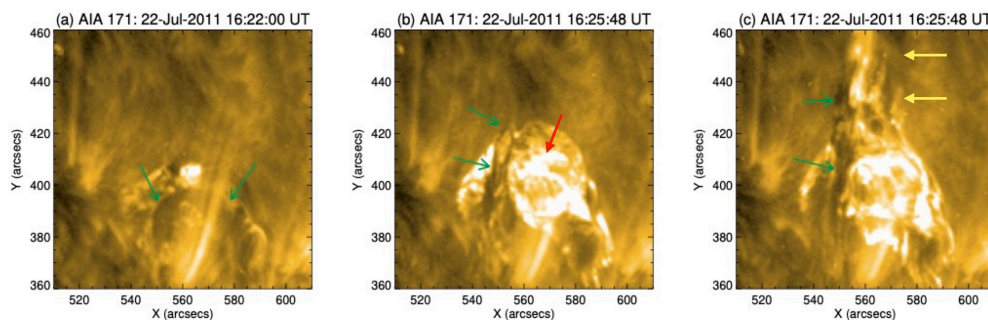


Figure 2. Jet closeup from SDO/AIA 171Å channel, showing an erupting minifilament (green arrows), likely JBP (red), and the jet spire (yellow). (Sterling 2021; Shen et al. 2012.)

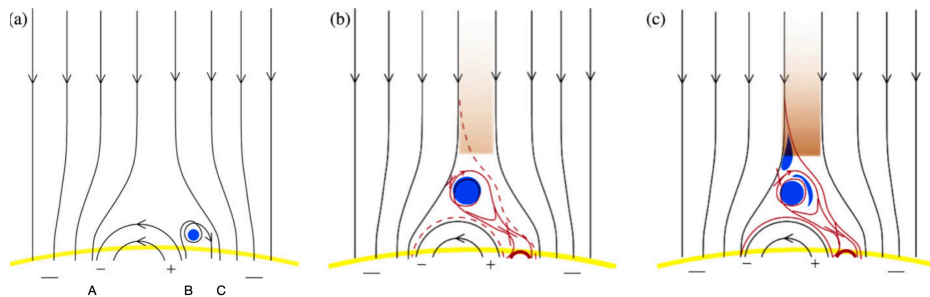


Figure 3. Schematic picture of how jets work (Sterling et al. 2015, 2018), showing magnetic field lines before (black) and after (red) reconnection, erupting minifilament (blue), JBP (red semicircle), the jet spire (orange), and magnetic polarities (+, -). See Sterling et al. (2015) for details.

the flux rope escapes out into the heliosphere, with both ends of that flux rope remaining tied to the photosphere. This point is also discussed in Sterling et al. (2023). It is, however, also possible for the eruptions that cause jets to trigger destabilization of a coronal loop to create an erupting-loop CME, perhaps via the method suggested in Panesar et al. (2016a).

Other studies indicate that the jet-producing minifilament eruption is – at least in many cases – caused by magnetic flux cancelation in the photosphere (e.g., Panesar et al. 2016b,




Figure 4. Typical large-scale solar eruption. A solar filament (orange arrow) erupts outwards, in many cases eventually producing a CME. A typical solar flare occurs in its wake (teal). Jets are apparently small-scale versions of these large eruptions, with erupting minifilaments (JBP) analogous to erupting filaments (flares). This eruption was analyzed in Sterling & Moore (2004).

2018; McGlasson et al. 2019; Muglach 2020). Sometimes these jet-base regions can be small-scale ephemeral regions, as discussed in some detail in Moore et al. (2022). But not all jets originate from such ephemeral regions that emerge as bipoles, and in fact in some cases the two opposite-polarity patches come from different, widely separated emergence locations, with one of the polarities migrating over and canceling with the other, resulting in the jet (e.g., Adams et al. 2014). In other cases, one polarity of the canceling neutral line can be the pole of an emerging ephemeral region, while the polarity with which it cancels is a pre-existing patch that developed independent of the emerging bipole (e.g., Panesar et al. 2018, Muglach 2021). Schrijver (2010) discussed eruptions from ephemeral regions that produce CMEs; although similar, our jets differ from those eruptions in two ways: (1) jets are different from CMEs, as discussed above; and (2), not all of the jet-origin locations are EFRs, as discussed in this paragraph.

A figure in Shibata et al. (1994) (their Fig. 2(b)) shows a proposed setup for jets with similarities to that in our Fig. 3, but there are key differences: In ours the base magnetic lobe that moves outward between our Fig. 3a and 3b erupts explosively, with flaring reconnection below the erupting miniflament (resulting in the small bold red semicircle loop between locations B and C, using the labels in Fig. 3a). In the Shibata et al. (1994) figure they write that lobe is “emerging” or “expanding,” but there is no mention that it is erupting and there is no internal flare reconnection depicted. As a consequence, their case makes “one bright loop and one jet,” while ours makes two bright loops, represented by the two base loops in our Fig. 3c. Our examination of observational data, especially of quiet Sun and coronal hole jets (e.g., Sterling et al. 2015; Panesar et al. 2016b, 2018; McGlasson et al. 2019), supports the view of our Fig. 3 and not that of the Shibata et al. (1994) Fig. 2(b). It is possible that the Shibata et al. (1994) Fig. 2(b) scenario occurs in some different circumstances, and such evidence should be presented if found. (The Shibata et al. 1994 Fig. 2(c) case would represent a CME instead of a jet, in our view.)

2. Coronal Jets and CME-producing Eruptions

The jet-production mechanism may give insight into the onset of large-scale eruptions. One study (Sterling et al. 2018) indicates that large-scale eruptions originating from magnetically isolated locations also result from flux cancelation, analogous to jets. That study selected two active regions that could be followed on the solar disk from the time of emergence until the time when they produced an eruption. Those two regions were both comparatively small ones that had a build-up time of about five days prior to eruption; larger regions typically evolve longer than two weeks (and so rotate onto or off the Earth-facing solar disk) before suddenly

releasing the free energy that drives the resulting eruption. Because the magnetic regions that produce jets are much smaller than even “small” active regions, they progress much faster from the time of flux emergence to the time of jet production; Panesar et al. (2018) found this region-development time for jets to be from about 2 hours to two days prior to jet occurrence. Similarly Moore et al. (2022) found that ephemeral regions, some of which produced jets, lasted under two days.

If, as we argue above, eruptions that produce jets are small-scale versions of larger eruptions, then we can possibly learn more about the lead up to and onset of eruptions from the eruptions that produce jets than from the larger eruptions. This is because, in the case of jets, we can often use uninterrupted magnetogram coverage – for about two days or less – of the evolution of the magnetic field from its initial emergence until jet-producing-eruption onset. In contrast, it is harder to find large-scale eruptions that build up quickly enough – i.e. over less than or about two weeks – for comparable studies of the pre-eruption magnetic flux evolution leading up to eruptions making typical flares/CMEs. This opens the possibility of investigating general eruption ideas by statistically studying large numbers of jets, provided such studies can be carried out with adequate spatial resolution and cadence and at suitable wavelengths (Sterling et al. 2023).

On the smaller size scale, the jet mechanism appears to produce features called “jetlets” (Raouafi & Stenborg 2014; Panesar et al. 2018, 2019; Kumar et al. 2021; Sterling et al. 2023). That same mechanism might also produce spicules, although this is more speculative (Sterling & Moore 2016, Sterling et al. 2020).

3. Summary & Discussion

Solar coronal jets apparently result from small-scale eruptions analogous to CME-producing large-scale solar eruptions, with the minifilament eruption, JBP, and jet spire corresponding to a filament eruption, flare, and CME.

Jets are much more common than large-scale eruptions (several 100/day vs. ~ 1 /day), and they develop more quickly (~ 1 -50 hrs vs. days/weeks (e.g., Yashiro et al. 2004, Chen 2011, Panesar et al. 2017, Sterling et al. 2018)).

If jets and large eruptions work the same way, studies of the former can complement studies of the latter because of jets’ abundance and faster evolution (Sterling et al. 2023). Sterling et al. (2018) provide examples of two small CME-producing active regions, where the eruptions apparently result from processes analogous to those that cause jets. By further clarifying and confirming the onset mechanism for the comparatively frequent jets, we potentially can gain insight into the onset mechanism for the larger-scale eruptions also.

Moreover, CMEs on other stars likely occur via the same mechanism as CMEs from the Sun (e.g., Veronig et al. 2021). Therefore, exploration of among the smallest eruptive features on the Sun (the small-scale minifilament/flux-rope eruptions that make coronal jets) potentially can provide clarification for far-away stellar eruptions also.

The authors received funding from the Heliophysics Division of NASA’s Science Mission Directorate through the Heliophysics Supporting Research (HSR, grant No. 20-HSR20.2-0124) Program, and the Heliophysics Guest Investigators program. ACS and RLM were also supported through the Heliophysics System Observatory Connect (HSOC, grant No. 80NSSC20K1285) Program, and A.C.S. received support from the NASA/MSFC Hinode satellite Project Office. N.K.P. received additional support through a NASA SDO/AIA grant. We acknowledge the use of AIA data. AIA is an instrument onboard SDO, a mission of NASA’s Living With a Star program.

References

- Adams, M., et al. 2014, ApJ, 783, 11
 Chen, P. F. 2011, LRSP, 8, 1
 McGlasson, R., et al. 2019, ApJ, 882, 16
 Moore, R., et al. 2022, ApJ, 933, 12
 Muglach, K. 2021, ApJ, 909, 133
 Panesar, N., et al. 2016a, ApJ, 822L, 23
 Panesar, N., et al. 2016b, ApJ, 862L, 7
 Panesar, N., et al. 2017, ApJ, 844, 131
 Panesar, N., et al. 2018, ApJ, 853, 189
 Raouafi, N., et al. 2016, SSRv, 201, 1
 Savcheva, A., et al. 2007, PASJ 59, 771
 Schmieder, B 2022, FrASS, 9, 820183
 Schrijver, C. 2010, ApJ, 710, 1480
 Shen et al. 2012, ApJ, 745, 164
 Shen, Y. 2021, Proceedings of The Royal Society A, 477, 217
 Shibata, K., et al. 1992, PASJ, 44, L173
 Shibata, K., et al. 1994, ApJ, 431, 51
 Sterling, A., & Moore, R. 2004, ApJ, 613, 1221
 Sterling, A., et al. 2015, Nature, 523, 437
 Sterling, A., & Moore, R. L. 2016, ApJL, 828, L9
 Sterling, A., et al. 2018, ApJ, 864, 68
 Sterling, A., et al. 2020, ApJL, 893, L45
 Sterling, A. C. 2021, in Solar Physics and Solar Wind, ed. N. E. Raouafi & A. Vourlidas, Vol. 258 (New York: Wiley), 221
 Sterling, A., et al. 2022, ApJ, 927, 127
 Sterling, A., et al. 2023, FrASS, 10, 49
 Wyper, P., et al. 2017, Nature, 544, 452
 Veronig, A., et al. 2021, Nature Astronomy, 5, 697
 Yashiro, S., et al. 2004, JGRA, 109, A07105

Q & A

Philippe L. Lamy: In our 2019 review paper (Lamy, P., et al. 2019, Space Sci. Rev., 215, 39) we argue that CMEs at large arise from closed-field coronal regions at both large and small size scales. Your presentation appears consistent with our argument.

A. C. Sterling: I largely agree with your assessment, but with some caveats on the creation of the smallest CMEs. We have argued that on the size scale of jets and smaller there is a physical difference between jets and CMEs. In our jet picture (Fig. 3), the erupting flux rope carrying the erupting minifilament is totally consumed through reconnection with the open field (Figs. 3b and 3c), with the twist of the initially twisted minifilament/flux-rope unravelling onto the open field, and propagating out along the field as an Alfvénic pulse (Shibata, K. and Uchida, Y. 1986, Solar Phy. 178, 379; Sterling, A. & Moore, R. 2020, ApJ, 896, L18). Thus, in that jet case, a jet spire forms in the corona, and a “white-light jet” or “narrow CME” (e.g., Wang, Y.-M., et al. 1998, ApJ, 508, 899; Moore et al. 2015, ApJ, 806, 11) can form in the outer corona rather than a *bona fide* CME. Such *bona fide* CMEs, on the other hand, are generally thought of as having a flux-rope core. In order to make such a small-scale CME from a jet-like magnetic setup of Fig. 3, an erupting small-scale flux rope would have to be robust enough to survive as a flux rope the interchange reconnection of Figs. 3b and 3c. So in summary: below some (rather ill-defined) cutoff size the erupting minifilament/flux-rope will make a coronal

jet and a narrow CME, and above that cutoff size a portion of the erupting minifilament/flux-rope will escape as a flux rope – perhaps severely reduced in flux content – and potentially form the core of a very small CME. There would be some sort of mixture of the features for erupting minifilament/flux-ropes of size close to that cutoff size. We discuss some of these points further in Sterling et al. (2023). Additionally, some CMEs might be triggered via the mechanism discussed in Panesar et al. (2026a), whereby the twist of a growing jet’s field gets transferred to the base of a coronal loop, and subsequently destabilizes that loop causing it to erupt.