

Construction of the Sparsest Maximally r -Robust Graphs

Haejoon Lee¹ and Dimitra Panagou^{1,2}

Abstract—In recent years, the notion of r -robustness for the communication graph of the network has been introduced to address the challenge of achieving consensus in the presence of misbehaving agents. Higher r -robustness typically implies higher tolerance to malicious information towards achieving resilient consensus, but it also implies more edges for the communication graph. This in turn conflicts with the need to minimize communication due to limited resources in real-world applications (e.g., multi-robot networks). In this paper, our contributions are twofold. (a) We provide the necessary subgraph structures and tight lower bounds on the number of edges required for graphs with a given number of nodes to achieve maximum robustness. (b) We then use the results of (a) to introduce two classes of graphs that maintain maximum robustness with the least number of edges. Our work is validated through a series of simulations.

I. INTRODUCTION

Distributed multi-robot systems are deployed for various tasks such as information gathering [1], target tracking [2], and collaborative manipulation [3]. One way to achieve these different tasks is through the consensus algorithm, in which multiple robots achieve an agreement to common state values. However, consensus algorithm performance deteriorates significantly when one or more compromised robots share wrong, or even adversarial, information.

To address this issue, there have been many works on providing resilience to consensus [4]–[9]. In [4], [6], [8], an algorithm called *Weighted Mean-Subsequence-Reduced* (W-MSR) was introduced to allow the non-compromised (often called normal) agents to reach consensus despite the presence of compromised robots. Under the graph topological property called r -robustness, the W-MSR algorithm guarantees that, under a certain level of robustness of the communication graph of the network, and for a given upper bounded number of compromised agents, normal agents can reach consensus within the convex hull of their initial values to successfully complete the given tasks despite the compromised agents.

By definition, a communication graph of the network needs more edges to achieve higher r -robustness. Nevertheless, given practical challenges such as limited communication range, bandwidth, and energy, it might be beneficial for the multi-robot network to minimize communications as much as possible. Therefore, we are interested in finding

graphs of maximum robustness with the least number of edges. In other words, we are interested in finding the sparsest r -robust graph topologies with maximum robustness. In this paper, we introduce two classes of r -robust graphs that show such properties with a given number of nodes.

The maximum r -robustness for a given n -vertex network graph is $\lceil \frac{n}{2} \rceil$ [4]. One trivial example of a graph with the maximum robustness is a complete graph, but such graph uses the maximum number of edges possible. In fact, the relation between a graph's r -robustness and number of edges has not been explored in detail. A lower bound of the number of edges for undirected $(2, 2)$ -robust graphs is given in [10], but this bound does not hold for graphs of other robustness levels (i.e., for other than $(2, 2)$ -robust graphs). A preferential-attachment method is investigated in [4], [6], [8] to systematically increase the size of a graph while maintaining its robustness. In [4], [6], the minimum degree needed for any r - and (r, s) -robust graphs is presented. Nevertheless, these bounds are local in the sense that they only apply to the individual nodes. In this paper, we are interested in obtaining lower bounds on the number of edges of whole graphs with varying r -robustness.

The authors in [11] study the construction of a class of undirected r -robust graphs that uses minimum number of nodes to achieve the maximum robustness. However, their construction method is not concerned with minimizing the usages of edges. Furthermore, several works study robustness of 2D lattice-based geometric graphs for systematic expansions of robotic networks [12], [13]. While these works expand the network graphs with predetermined robustness, their graphs do not minimize the number of edges. Conversely, our work constructs classes of graphs that specifically utilize the least number of edges for the maximum robustness.

Some approaches study how to maintain, or increase, the r -robustness of a graph by controlling its algebraic connectivity λ_2 , i.e., the second smallest eigenvalue of a graph's Laplacian matrix [14], [15], using the bound $r \geq \lceil \frac{\lambda_2}{2} \rceil$ introduced in [15]. However, this approach mainly aims to increase the connectivity of the graph without considering its robustness directly. This leads to graphs that do not necessarily maintain the smallest number of edges as the robustness of the graph increases. In contrast, our work introduces fundamental structures the graphs should have for certain robustness and thus offers insights in exactly which edges are needed to increase its robustness.

Contributions: The contributions of this paper are twofold. (a) We first present necessary subgraph structures and tight lower bounds on the number of edges graphs need to achieve maximum robustness. (b) We introduce two classes of graphs

*This work was supported by the Air Force Office of Scientific Research (AFOSR) under Award No. FA9550-23-1-0163.

*This work was partially sponsored by the Office of Naval Research (ONR), under grant number N00014-20-1-2395. The views and conclusions contained herein are those of the authors only and should not be interpreted as representing those of ONR, the U.S. Navy or the U.S. Government.

*Emails: {haejoonl, dpanagou}@umich.edu. ¹Department of Robotics, University of Michigan, Ann Arbor, MI, USA. ²Department of Aerospace Engineering, University of Michigan, Ann Arbor, MI, USA

that use the least number of edges to attain maximum robustness. We also present simulations to verify their robustness and properties of being the sparsest.

Organization: In Section II, we go over the notations as well as fundamental concepts of the W-MSR algorithm and r -robustness. We provide necessary subgraph structures and lower bounds on the number of edges for r -robust graphs with a given number of nodes in Section III. In Section IV, we introduce and provide systematic constructions of the graphs that use the least number of edges to maximize their robustness levels with given numbers of nodes. In Section V, we present our simulation results, and in Section VI, we present our conclusions and outline avenues of future work.

II. PRELIMINARIES

1) *Notation and Basic Graph Theory:* We denote a simple, undirected time-invariant graph as $\mathcal{G} = (\mathcal{V}, \mathcal{E})$ where \mathcal{V} and \mathcal{E} are the vertex set and the undirected edge set of the graph respectively. A undirected edge $(i, j) \in \mathcal{E}$ indicates that information is exchanged between the nodes i and j . The neighbor set of agent i is denoted as $\mathcal{V}_i^N = \{j \in \mathcal{V} \mid (i, j) \in \mathcal{E}\}$. The state of agent i at time t is denoted as $x_i[t]$. We denote the cardinality of a set \mathcal{S} as $|\mathcal{S}|$. We denote the set of non-negative and positive integers as $\mathbb{Z}_{\geq 0}$ and $\mathbb{Z}_{>0}$.

2) *Fundamentals of W-MSR and r -Robustness:* The notions of W-MSR algorithm and r -robustness of a graph are defined in [4]. In this section, we review some relevant fundamental concepts.

Let $\mathcal{G} = (\mathcal{V}, \mathcal{E})$ be a graph. Then, a robot $i \in \mathcal{V}$ shares its state $x_i[t]$ at time t with all neighbors $j \in \mathcal{V}_i^N$, and each robot i updates its state according to the nominal update rule:

$$x_i[t+1] = w_{ii}[t]x_i[t] + \sum_{j \in \mathcal{V}_i^N} w_{ij}[t]x_j[t], \quad (1)$$

where $w_{ij}[t]$ is the weight assigned to agent j 's value by agent i , and where the following conditions are assumed for $w_{ij}[t]$ for $\forall i \in \mathcal{V}$ and $t \in \mathbb{Z}_{\geq 0}$:

- $w_{ij}[t] = 0 \forall j \notin \mathcal{V}_i^N \cup \{i\}$,
- $w_{ij}[t] \geq \alpha, 0 \leq \alpha < 1 \forall j \in \mathcal{V}_i^N \cup \{i\}$,
- $\sum_{j=1}^n w_{ij}[t] = 1$

Through the protocol given by (1), agents reach asymptotic consensus as long as the graph has a *rooted-out branching* (i.e. there exists a node that has paths to all other nodes in the graph) [16]. However, this algorithm loses its consensus guarantee in the presence of misbehaving agents, whose formal definitions are given below:

Definition 1 (misbehaving agent): An agent is **misbehaving** if it does not follow the nominal update protocol (1) at some time stamp t .

There are numerous scopes of threat that describe the number of misbehaving agents in a network [4]. The misbehaving agents are assumed to adopt one scope, and we discuss two of them below:

Definition 2 (F-total): A set $\mathcal{S} \subset \mathcal{V}$ is **F-total** if it contains at most F nodes in the graph (i.e. $|\mathcal{S}| \leq F$).

Definition 3 (F-local): A set $\mathcal{S} \subset \mathcal{V}$ is **F-local** if all other nodes have at most F nodes of \mathcal{S} as their neighbors (i.e. $|\mathcal{V}_i^N \cap \mathcal{S}| \leq F, \forall i \in \mathcal{V} \setminus \mathcal{S}$).

In response, algorithms on resilient consensus [4], [5], [17], [18] have become very popular. In particular, the W-MSR (Weighted-Mean Subsequent Reduced) algorithm [4] with the parameter F guarantees normal agents to achieve asymptotic consensus on their state values with either F -total or F -local misbehaving agents under certain assumed topological properties of the communication graph. We review these properties and other relevant concepts below:

Definition 4 (r-reachable): Let $\mathcal{G} = (\mathcal{V}, \mathcal{E})$ be a graph and S be a nonempty subset of \mathcal{V} . The subset S is **r-reachable** if $\exists i \in S$ such that $|\mathcal{V}_i^N \setminus S| \geq r$, where $r \in \mathbb{Z}_{\geq 0}$.

Definition 5 (r-robust): A graph $\mathcal{G} = (\mathcal{V}, \mathcal{E})$ is **r-robust** if $\forall S_1, S_2 \subset \mathcal{V}$ where $S_1 \cap S_2 = \emptyset$ and $S_1, S_2 \neq \emptyset$, at least one of them is r -reachable.

The W-MSR algorithm and r -robustness are closely related. The W-MSR algorithm allows normal agents in a network to reach consensus on a value within convex hull of their initial values, and r -robustness dictates the number of misbehaving agents the algorithm can tolerate while still having a consensus guarantee. A network being $(2F + 1)$ -robust is a sufficient condition for its normal agents to reach consensus through the W-MSR algorithm in the presence of F -local or F -total misbehaving agents [4].

III. LOWER BOUND OF NUMBER OF EDGES FOR r -ROBUST GRAPHS

Our goal is to find classes of graphs that have the maximum r -robustness with the least number of edges. Since the maximum robustness any graph of n nodes can achieve is $\lceil \frac{n}{2} \rceil$, we consider graphs with either $2r - 1$ (for odd values of n) or $2r$ (for even values of n) nodes. Therefore in this section, we aim to find the tight lower bounds of number of edges that r -robust graphs need to satisfy, for both cases of $2r - 1$ and of $2r$ nodes. These are formally established in Theorem 1 and Theorem 2, respectively. We first introduce the concept of clique:

Definition 6 (clique [19]): A **clique** C of a graph $\mathcal{G} = (\mathcal{V}, \mathcal{E})$ is a subset of \mathcal{V} whose elements are adjacent to each other in \mathcal{G} .

In general, k -clique refers to a clique size of k nodes. The notion of a clique plays a vital role in building the structures of r -robust graphs, easing the difficulty in proving the lower bounds on the number of edges in a general graph setting. Now, we show the maximum clique any r -robust graphs with $2r - 1$ nodes should contain in Lemma 1.

A. *Case 1: r -Robust Graph with $2r - 1$ Nodes*

Lemma 1: Let $\mathcal{G} = (\mathcal{V}, \mathcal{E})$ be an r -robust graph with $|\mathcal{V}| = 2r - 1$. Then \mathcal{V} must contain a $(r + 1)$ -clique.

Proof: In this proof, we will show our argument by constructing two subsets S_1 and S_2 of \mathcal{V} such that the r -robust graph \mathcal{G} contains a $(r + 1)$ -clique. Since \mathcal{G} is r -robust, it holds that for any pair of disjoint, non-empty subsets S_1, S_2 of \mathcal{V} , at least one of them is r -reachable. Hence, every

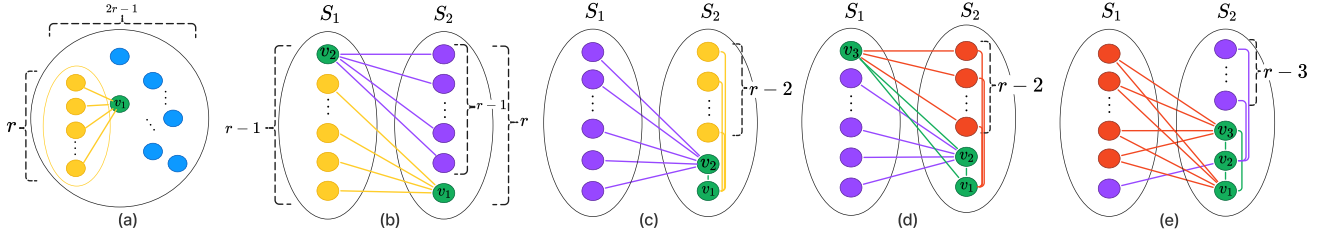


Fig. 1. This shows the snapshots of the initial constructions of S_1 and S_2 from start of the first to end of the second step in the proof of Lemma 1. Figure (a) shows that any node v_1 (colored in green) will have r neighbors (colored in yellow). Note that Figure (b) indicates $|S_1| = r - 1$ and $|S_2| = r$, which are fixed for the figures (c), (d), and (e). Figure (b) shows the start of the first step where a node $v_2 \in S_1$ is connected to all the $r - 1$ purple nodes and v_1 in S_2 . The green nodes v_1 and v_2 together form a 2-clique. Figure (c) shows S_1 and S_2 of the end of the first step after we swap $r - 1$ nodes including v_2 in S_1 with $r - 1$ purple nodes in $S_2 \setminus \{v_1\}$. Then, the start of the second step is shown in Figure (d), where another node $v_3 \in S_1$ has edges with $r - 2$ red nodes and v_1, v_2 in S_2 . Figure (e) shows S_1 and S_2 after we swap $r - 2$ red nodes in $S_1 \setminus \{v_1, v_2\}$. At the end of second step, we have a 3-clique (colored in green in Figure (e)). This process continues until $(r + 1)$ -clique is formed.

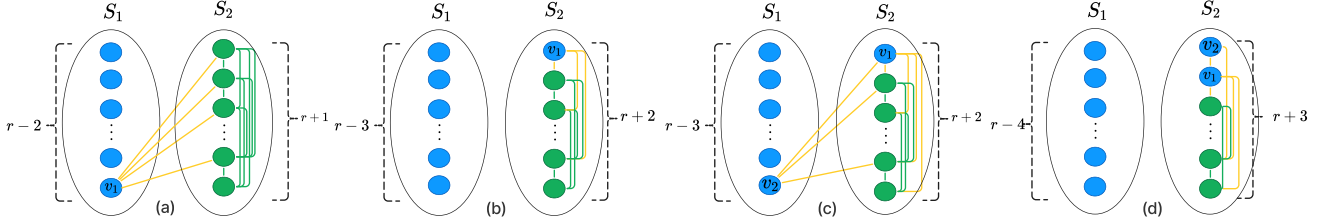


Fig. 2. This presents the snapshots of initial developments of S_1 and S_2 from the start of the first step to the end of the second step in the proof for Theorem 1. The first step starts with $|S_1| = r - 2$ and $|S_2| = r + 1$, where S_2 contains a $(r + 1)$ -clique from Lemma 1 whose nodes are colored in green. Then, since S_1 is r -reachable, a node $v_1 \in S_1$ must have edges (colored in yellow) with any r nodes in S_2 . This requires r additional edges. However, once $v_1 \in S_1$ is moved to S_2 (shown Figure (b)), at second step, it has a node v_2 that has edges (colored in yellow) with any r nodes in S_2 . This is because S_1 is r -reachable even without v_1 . This requires r additional edges again, as shown on Figure (c). Lastly, the second step ends after $v_2 \in S_1$ is moved to S_2 , which is shown on Figure (d). After two steps, we needed $2r$ additional edges. This process continues until S_1 becomes empty.

node $v_i \in \mathcal{V}$ has a degree of r . WLOG, let v_1 be a node as shown on Fig. 1 (a). Then we construct S_1 to be the set of $r - 1$ neighbors of v_1 and S_2 to be the set of the remaining r nodes including v_1 such that $|S_1| = r - 1$, $|S_2| = r$, and $S_1 \cap S_2 = \emptyset$. This enforces S_1 to be r -reachable.

Since S_1 is r -reachable, there exists a node $v_2 \in S_1$ that has edges with all r nodes in S_2 . Then in the first step, v_2 has an edge with $v_1 \in S_2$, forming a 2-clique as shown on Fig. 1 (b). We then swap $r - 1$ nodes in S_1 including v_2 with $r - 1$ nodes in $S_2 \setminus \{v_1\}$ (colored in purple in Fig. 1). Then in the second step, since S_1 is r -reachable even after v_2 is swapped out, it has a node $v_3 \in S_1$ that has edges with r nodes in S_2 . By construction, since v_1 and v_2 are among the r nodes in S_2 , v_3 forms a 3-clique with v_1 and v_2 , as shown on Fig. 1 (d). We then swap $r - 2$ nodes in S_1 including v_3 with $r - 2$ nodes in $S_2 \setminus \{v_1, v_2\}$ (colored in red in Fig. 1). Again, in the third step, since S_1 is r -reachable even after v_3 is swapped out, it has a node v_4 that has edges with all r nodes in S_2 . Since $v_1, v_2, v_3 \in S_2$ are three of the r nodes to have edges with v_4 , the nodes v_1, v_2, v_3, v_4 form a 4-clique. We then swap $r - 3$ nodes in S_1 including v_4 with $r - 3$ nodes in $S_2 \setminus \{v_1, v_2, v_3\}$, and thus the construction continues.

Likewise, in the k^{th} step, a node v_{k+1} (that has edges with r nodes in S_2 in the k^{th} step) forms a $(k + 1)$ -clique with $v_1, v_2, \dots, v_{k-1}, v_k \in S_2$. We then swap $r - k$ nodes in S_1 including v_{k+1} with $r - k$ nodes in $S_2 \setminus \{v_1, \dots, v_k\}$. At

the end of $r - 1^{\text{th}}$ step, S_2 contains v_1, \dots, v_r that form an r -clique. Finally, since S_1 is r -reachable, it contains a node v_{r+1} that has edges with all nodes $v_1, \dots, v_r \in S_2$. Then, $\{v_{r+1}\} \cup S_2$ forms a $(r + 1)$ -clique. ■

Theorem 1: Let $\mathcal{G} = (\mathcal{V}, \mathcal{E})$ be an r -robust graph with $|\mathcal{V}| = 2r - 1$. Then,

$$|\mathcal{E}| \geq \frac{3r(r-1)}{2}. \quad (2)$$

Proof: Since \mathcal{G} is r -robust, it holds that for any pair of disjoint, non-empty subsets S_1, S_2 of \mathcal{V} , at least one of them is r -reachable. From Lemma 1, we know that \mathcal{V} contains a $(r + 1)$ -clique C . Let $C' = \mathcal{V} \setminus C$. Then, $|C| = r + 1$ and $|C'| = r - 2$. Since $C \in \mathcal{V}$, we initially have $|\mathcal{E}| \geq \frac{r(r+1)}{2}$.

WLOG, let $S_1 = C'$ and $S_2 = C$, where $|S_1| = r - 2$ and $|S_2| = r + 1$. This implies S_1 is r -reachable. Then in the first step, since S_1 is r -reachable, it contains one node v_1 that has edges with r nodes in S_2 . This pair of S_1 and S_2 is visualized in Fig. 2 (a). Note that all nodes in C are colored in green in Fig. 2. Since v_1 has r edges, it requires r additional edges (i.e. $|\mathcal{E}| \geq \frac{r(r+1)}{2} + r$). We then move v_1 from S_1 to S_2 , as shown on Fig. 2 (b). In the second step, since S_1 is r -reachable, it contains a node v_2 that has edges with at least r nodes in S_2 (shown on Fig. 2 (c)). This again requires at least r additional edges (i.e. $|\mathcal{E}| \geq \frac{r(r+1)}{2} + 2r$). We then move v_2 from S_1 to S_2 , as shown in Fig. 2 (d).

We can continue this process of (1) drawing edges between

a node $v_i \in S_1$ and any r nodes in S_2 and (2) putting v_i into S_2 in the i^{th} step until S_1 becomes empty. Then, we can do it for $r-2$ times, as we initially have $|S_1| = r-2$. In other words, we have $r-2$ different pairs of S_1 and S_2 , and each pair requires r new edges. Since we started from the setting where $S_2 = C$ and forced $|\mathcal{E}|$ to increase at least a total of $r(r-1)$, $|\mathcal{E}| \geq \frac{r(r+1)+2r(r-2)}{2} \Rightarrow |\mathcal{E}| \geq \frac{3r(r-1)}{2}$. ■

From Theorem 1, we can get the following corollary:

Corollary 1: Let $\mathcal{G} = (\mathcal{V}, \mathcal{E})$ be an r -robust graph. Then,

$$|\mathcal{E}| \geq \frac{3r(r-1)}{2}. \quad (3)$$

Proof: In general, the more nodes a graph has, the more edges it must have to maintain a certain robustness level. Since (i) $2r-1$ nodes is the least number of nodes a graph has to have to be r -robust [11] and (ii) a graph of $2r-1$ nodes needs at least $\frac{3r(r-1)}{2}$ edges to be r -robust from Theorem 1, any r -robust graph \mathcal{G} needs to have at least $\frac{3r(r-1)}{2}$ edges, regardless of its number of nodes. ■

Note that Corollary 1 illustrates that the lower bound $|\mathcal{E}| \geq \frac{3r(r-1)}{2}$ from Theorem 1 is in fact a necessary condition any r -robust graphs have to satisfy regardless of its number of nodes. This is important, because this guarantees that graphs with edges less than $\frac{3r(r-1)}{2}$ cannot be r -robust.

B. Case 2: r -Robust Graph with $2r$ Nodes

We now study the lower bound of edges for r -robust graphs with $2r$ nodes.

Lemma 2: Let $\mathcal{G} = (\mathcal{V}, \mathcal{E})$ be an r -robust graph with $|\mathcal{V}| = 2r$. Then \mathcal{V} must contain a $(\lfloor \frac{r+4}{2} \rfloor)$ -clique.

Proof: In this proof, we will inductively show our argument by constructing two subsets S_1 and S_2 of \mathcal{V} such that \mathcal{G} is r -robust and contains a c -clique, $2 \leq c \leq \lfloor \frac{r+4}{2} \rfloor$. Since \mathcal{G} is r -robust, it holds that for any pair of disjoint, non-empty subsets S_1, S_2 of \mathcal{V} , at least one of them is r -reachable. Hence we have the base case of a 2-clique.

For the induction step, we fix $|S_1| = r-1$ and $|S_2| = r+1$. This enforces S_1 to be r -reachable. WLOG, let S_2 contain $r+1$ nodes including k -clique $C_{k,1} = \{v_1, \dots, v_k\}$ (green in Fig. 3), where $k \geq 2$, and let S_1 contain the remaining $r-1$ nodes. We also denote $U_1 = U'_1 = C_{k,1}$. Since S_1 is r -reachable, it has a node u_1 (yellow in Fig. 3) that has edges with at least r nodes in S_2 . There are three cases: u_1 has edges with (i) all $r+1$ nodes in S_2 , (ii) r nodes but not with a node in $S_2 \setminus U_1$, or (iii) r nodes but not with $v_1 \in U_1$ (highlighted in yellow in Fig. 3). If (i) or (ii), u_1 forms a $(k+1)$ -clique with $C_{k,1}$. If (iii), u_1 forms another k -clique $C_{k,2}$ with $U'_1 \setminus \{v_1\}$. Note that u_1 has edges with all nodes in $S_2 \setminus \{v_1\}$. Now, if (i) or (ii), we have a $(k+1)$ -clique and done. If (iii), let $U_2 = C_{k,1} \cap C_{k,2} = \{v_2, \dots, v_k\}$ and $U'_2 = C_{k,1} \cup C_{k,2} = \{v_1, \dots, v_k, u_1\}$. We also swap u_1 with any of the nodes in $S_2 \setminus U'_1$ to get S_1 and S_2 shown on Fig. 3 (b). Then, since S_1 is r -reachable, another node $u_2 \in S_1$ (colored in red in Fig. 3) has edges with at least r nodes in S_2 . Again, there are three cases: u_2 has edges with (i) all $r+1$ nodes in S_2 , (ii) r nodes but not with a node in $S_2 \setminus U_2$, or (iii) r nodes but not with $v_2 \in U_2$ (highlighted in red in Fig. 3). If (i), u_2 forms a $(k+1)$ -clique with $C_{k,j}$

for any $j \in \{1, 2\}$. If (ii), there are 3 subcases: u_2 does not have an edge only with (1) u_1 , (2) v_1 , or (3) any other node in $S_2 \setminus U_2$. Then, u_2 forms a $(k+1)$ -clique with $C_{k,1}$ if (1), $C_{k,2}$ if (2), or $C_{k,j}$ for any $j \in \{1, 2\}$ if (3). If (iii), u_2 forms another k -clique $C_{k,3}$ with $U'_2 \setminus \{v_1, v_2\} = \{v_3, \dots, v_k, u_1\}$. Also note that u_2 has edges with all nodes in $S_2 \setminus \{v_2\}$ including u_1 . Now, if (i) or (ii), we have a $(k+1)$ -clique and done. If (iii), we update $U_3 = \bigcap_{j=1}^3 C_{k,j} = \{v_3, \dots, v_k\}$

and $U'_3 = \bigcup_{j=1}^3 C_{k,j} = \{v_1, \dots, v_k, u_1, u_2\}$. We also swap u_2 with any node in $S_2 \setminus U'_2$. Again, since S_1 is r -reachable, there is a node $v_3 \in S_1$ that has edges with at least r nodes in S_2 . There are three cases: u_3 has edges with (i) all $r+1$ nodes in S_2 , (ii) r nodes but not with a node in $S_2 \setminus U_3$, or (iii) r nodes but not with $v_3 \in U_3$. If (i), u_3 forms a $(k+1)$ -clique with $C_{k,j}$ for any $j \in \{1, 2, 3\}$. If (ii), there are 4 subcases: u_3 does not have an edge only with (1) one of $\{u_1, u_2\}$, (2) v_1 , (3) v_2 , or (4) any other node in $S_2 \setminus U_2$. Then, u_3 forms a $(k+1)$ -clique with $C_{k,1}$ if (1), $C_{k,2}$ if (2), $C_{k,3}$ if (3), and $C_{k,j}$ for any $j \in \{1, 2, 3\}$ if (4). If (iii), u_3 forms another k -clique $C_{k,4}$ with $U'_3 \setminus \{v_1, v_2, v_3\} = \{v_4, \dots, v_k, u_1, u_2\}$. Also note that u_3 has edges with all nodes in $S_2 \setminus \{v_3\}$ including u_1, u_2 . Now, if (i) or (ii), we have a $(k+1)$ -clique and done. If (iii), we swap u_3 with a node in $S_2 \setminus U'_3$, continuing the process.

Likewise, unless we get (i) or (ii), we always get three cases as illustrated in the previous steps. Let $u_n \in S_1$ have edges with at least r nodes in S_2 , $n \in \{1, \dots, k\}$. There are three cases: u_n has edges with (i) all $r+1$ nodes in S_2 , (ii) r nodes but not with a node in $S_2 \setminus U_n$ where $U_n = \bigcap_{j=1}^n C_{k,j} = \{v_n, \dots, v_k\}$, or (iii) r nodes but not with $v_n \in U_n$. If (i), u_n forms a $(k+1)$ -clique with $C_{k,j}$ for any $j \in \{1, \dots, n\}$. If (ii), there are $n+1$ subcases: u_n does not have an edge only with (1) one of $\{u_1 \dots u_{n-1}\}$, (2) v_1 , (3) $v_2, \dots, (n) v_{n-1}$, or $(n+1)$ any other node in $S_2 \setminus U_n$. Then, u_n forms a $(k+1)$ -clique with $C_{k,1}$ if (1), $C_{k,q}$ if (2) $\forall q \in \{2, 3, \dots, n-1, n\}$, or $C_{k,j}$ for any $j \in \{1, \dots, n\}$ if $(n+1)$. If (iii), $u_n \in S_1$ forms another k -clique $C_{k,n+1}$ with $U'_n \setminus \{v_1, \dots, v_n\}$ where $U'_n = \bigcup_{j=1}^n C_{k,j} = \{v_1, \dots, v_k, u_1, \dots, u_{n-1}\}$. Now, if (i) or (ii), we have a $(k+1)$ -clique and done. If (iii) we swap u_n with any node in $S_2 \setminus U'_n$ to continue the procedure.

If we continue encountering the third case for k times, since S_1 is r -reachable, we will have $u_{k+1} \in S_1$ that has edges with at least r nodes in S_2 . Then, there are two cases: u_{k+1} has edges with (1) all $r+1$ nodes in S_2 , or (2) r nodes but not with a node in $S_2 \setminus U_{k+1}$ where $U_{k+1} = \bigcap_{j=1}^{k+1} C_{k,j} = \emptyset$.

In both cases, u_{k+1} forms a $(k+1)$ -clique with $C_{k,j}$ for any $j \in \{1, \dots, k+1\}$, showing a $(k+1)$ -clique must exist. Also note that $U'_{k+1} = \{v_1, \dots, v_k, u_1, \dots, u_k\} \subseteq S_2$. Since (i) at worst u_1, \dots, u_k as well as v_1, \dots, v_k need to be in S_2 for a $(k+1)$ -clique to be formed and (ii) $|S_2| = r+1$, $k \leq \lfloor \frac{r+1}{2} \rfloor$. That means \mathcal{G} contains a $(\lfloor \frac{r+3}{2} \rfloor)$ -clique.

Continuing from the previous paragraph, at $k = \lfloor \frac{r+1}{2} \rfloor$ and

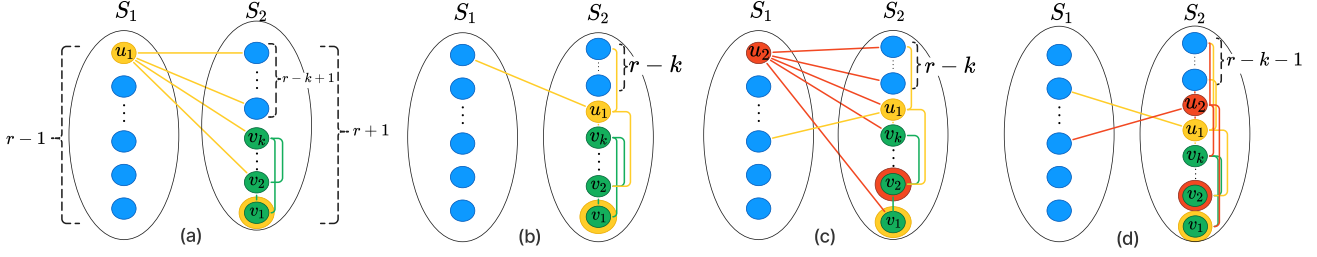


Fig. 3. This presents the snapshots of two stages of inductive developments of S_1 and S_2 in the proof for Lemma 2. Figure (a) indicates $|S_1| = r - 1$ and $|S_2| = r + 1$, which are fixed, and thus omitted in the other figures. In Figure (a), S_2 contains $r + 1$ nodes including k -clique $C_{k,1} = \{v_1, \dots, v_k\}$ which are colored in green, while S_1 contains the remaining $r - 1$ nodes. In the first stage, since S_1 is r -reachable, a node $u_1 \in S_1$ has edges with at least r nodes in S_2 . Figure (a) shows the third case scenario where the yellow node u_1 does not have an edge with v_1 , which is highlighted in yellow. Then, u_1 forms a k -clique $C_{k,2}$ with $C_{k,1} \setminus \{v_1\}$. That implies that if any node $u_i \in S_1$, $i \neq 1$, has edges with at least r nodes in S_2 but not with v_1 in any future steps, u_i will form a $(k + 1)$ -clique with $C_{k,2}$. We then swap u_1 with a node in $S_2 \setminus C_{k,1}$, as shown in Figure (b). Then in the second stage, since S_1 is r -reachable, a node $u_2 \in S_2$ (colored in red in the figure) has edges with at least r nodes in S_2 . Figure (c) presents the third case scenario where u_2 only has r edges and does not have an edge with v_2 , which is highlighted in red. Similar to before, if any $u_i \in S_2$, $i \neq 2$, in future steps has edges with r nodes except for v_2 again, that forms a $(k + 1)$ -clique. Then, we swap u_2 with a node in $S_2 \setminus U'$ where $U' = C_{k,1} \cup C_{k,2}$, as shown in Figure (d). Still, S_1 is r -reachable, and thus the process continues until a $(\lfloor \frac{r+3}{2} \rfloor)$ -clique is formed.

for even values of r , at worst the third case mentioned above is repeated $\frac{r}{2}$ times. Then, S_2 contains $K = \{u_1, \dots, u_{\frac{r}{2}}\}$, $C_{k,1} = \{v_1, \dots, v_{\frac{r}{2}}\}$, and a node p not in $(\frac{r+2}{2})$ -clique. Note that each of K and $C_{k,1}$ forms a $(\frac{r}{2})$ -clique. We know that a node $u_m \in S_1$, $m = \frac{r+2}{2}$, must form a m -clique C with either K or $C_{k,1}$. We swap $u_m \in S_1$ with $p \in S_2$. Now let $P = S_2 \setminus C$. Note that nodes in P form a $(\frac{r}{2})$ -clique such that $P \cap C = \emptyset$. Since S_1 is r -reachable even after u_m is swapped out, it has a node $u_{m+1} \in S_1$ that has edges with at least r nodes in S_2 . There are three cases: u_{m+1} has edges with (i) $r + 1$ nodes in S_2 , (ii) r nodes but not with a node in P , or (iii) r nodes but not with a node in C . If (i) or (ii), u_{m+1} forms a $(\frac{r+4}{2})$ -clique with all nodes in C . If (iii), $P \cup \{u_{m+1}\}$ form a $(\frac{r+2}{2})$ -clique P' such that $P' \cap C = \emptyset$. In this case, WLOG, let $P' \subset S_1$ and $C \subset S_2$ such that $|S_1| = |S_2| = r$. Since either S_1 or S_2 is r -reachable, all of the nodes in either P' or C have edges with one additional node in S_2 or S_1 respectively, forming a $(\frac{r+4}{2})$ -clique. Thus, \mathcal{G} must contain a $(\frac{r+4}{2})$ -clique for even r . Since \mathcal{G} must have a clique size of $\frac{r+3}{2}$ and $\frac{r+4}{2}$ for odd and even r respectively, \mathcal{G} must have a $(\lfloor \frac{r+4}{2} \rfloor)$ -clique. ■

Comparing Lemma 1 and 2, one can see that the size of a necessary maximum clique in an r -robust graph decreases as its number of node increases from $2r - 1$ to $2r$. Using the results of Lemma 2, we further examine the necessary structure for r -robust graphs of $2r$ nodes.

Lemma 3: Let $\mathcal{G} = (\mathcal{V}, \mathcal{E})$ be an r -robust graph with $|\mathcal{V}| = 2r$. Then, \mathcal{G} contains an induced subgraph $S = (\mathcal{V}_S, \mathcal{E}_S)$ such that $|\mathcal{V}_S| = r + 1$ and $|\mathcal{E}_S| \geq \lfloor \frac{r+2}{2} \rfloor$.

Proof: Since \mathcal{G} is r -robust, for any pair of disjoint, non-empty subsets S_1, S_2 of \mathcal{V} , at least one of them is r -reachable. From Lemma 2, \mathcal{G} contains a $(\lfloor \frac{r+4}{2} \rfloor)$ -clique C . WLOG, let S_2 contain $r + 1$ nodes including C (green in Fig. 4), and let S_1 contain the remaining $r - 1$ nodes. Initially we define $S = C$. Then $|\mathcal{E}_S| = (\frac{1}{2})(\lfloor \frac{r+4}{2} \rfloor)(\lfloor \frac{r+2}{2} \rfloor)$. Note that the nodes in \mathcal{V}_S are contained in a gray box in Fig. 4. Since $|S_1| = r - 1$ and $|S_2| = r + 1$, S_1 must be r -reachable.

With Lemma 2, we have a 2-clique and 3-clique when

$r = 1$ and $r = 2$ respectively, satisfying the statement in the lemma. Now, we consider $r \geq 3$. With this setup, since S_1 is r -reachable, a node $v_1 \in S_1$ (yellow in Fig. 4) has edges with at least r nodes in S_2 . We swap $v_1 \in S_1$ with any node in $S_2 \setminus \mathcal{V}_S$. Note that $|\mathcal{V}_S| = \lfloor \frac{r+4}{2} \rfloor$ at this point. Now, we add v_1 as a vertex of S (i.e. \mathcal{V}_S now contains v_1). Then, $|\mathcal{E}_S|$ increases at least by $\lfloor \frac{r+2}{2} \rfloor$, since v_1 can have no edge with at most one of the nodes in \mathcal{V}_S (which is highlighted in yellow in Fig. 4). Since S_1 is r -reachable even without v_1 , a node $v_2 \in S_1$ (colored in red in Fig. 4) has edges with at least r nodes in S_2 . Note that $|\mathcal{V}_S| = \lfloor \frac{r+6}{2} \rfloor$ at this point. We swap $v_2 \in S_1$ with a node in $S_2 \setminus \mathcal{V}_S$ and add v_2 as a new vertex of S (i.e. \mathcal{V}_S now contains v_2), as shown on Fig. 4 (d). This increases $|\mathcal{E}_S|$ at least by $\lfloor \frac{r+4}{2} \rfloor$, as v_2 could have no edge with at most one of the nodes in \mathcal{V}_S (that is highlighted in red in Fig. 4). Then, since S_1 is still r -reachable, another node $v_3 \in S_1$ has edges with at least r nodes in S_2 . Note that $|\mathcal{V}_S| = \lfloor \frac{r+8}{2} \rfloor$. Again, we swap $v_3 \in S_1$ with a node in $S_2 \setminus \mathcal{V}_S$ and add v_3 as a new vertex of S . Then, $|\mathcal{E}_S|$ increases at least by $\lfloor \frac{r+6}{2} \rfloor$.

This process continues until when $v_p \in S_1$, $p = r + 1 - \lfloor \frac{r+4}{2} \rfloor$, gets swapped with a node in $S_2 \setminus \mathcal{V}_S$ where $\mathcal{V}_S = C \cup \{v_1, v_2, \dots, v_{p-1}\}$. Here, adding v_p as a new vertex of S increases $|\mathcal{E}_S|$ at least by $r - 1$. At this point, $S_2 = \mathcal{V}_S$. Then, $|\mathcal{V}_S| = r + 1$ and $|\mathcal{E}_S| \geq (\frac{1}{2})(\lfloor \frac{r+4}{2} \rfloor)(\lfloor \frac{r+2}{2} \rfloor) + (\lfloor \frac{r+2}{2} \rfloor) + (\lfloor \frac{r+4}{2} \rfloor) + (\lfloor \frac{r+6}{2} \rfloor) + \dots + (r - 2) + (r - 1)$.

We remove the floor functions: if r is even, $|\mathcal{E}_S| \geq (\frac{1}{2})(\frac{r+4}{2})(\frac{r+2}{2}) + (\frac{r+2}{2}) + (\frac{r+4}{2}) + \dots + (r - 2) + (r - 1) = \frac{r^2+2}{2}$. If r is odd, $|\mathcal{E}_S| \geq (\frac{1}{2})(\frac{r+3}{2})(\frac{r+1}{2}) + (\frac{r+1}{2}) + (\frac{r+3}{2}) + \dots + (r - 2) + (r - 1) = \frac{r^2+1}{2}$. Thus, we have $|\mathcal{V}_S| = r + 1$ and $|\mathcal{E}_S| \geq \lfloor \frac{r^2+2}{2} \rfloor$. ■

Now we use Lemma 3 to show the lower bound on number of edges of an r -robust graph with $2r$ nodes.

Theorem 2: Let $\mathcal{G} = (\mathcal{V}, \mathcal{E})$ be an r -robust graph with $|\mathcal{V}| = 2r$. Then,

$$|\mathcal{E}| \geq \left\lfloor \frac{r(3r - 2) + 2}{2} \right\rfloor. \quad (4)$$

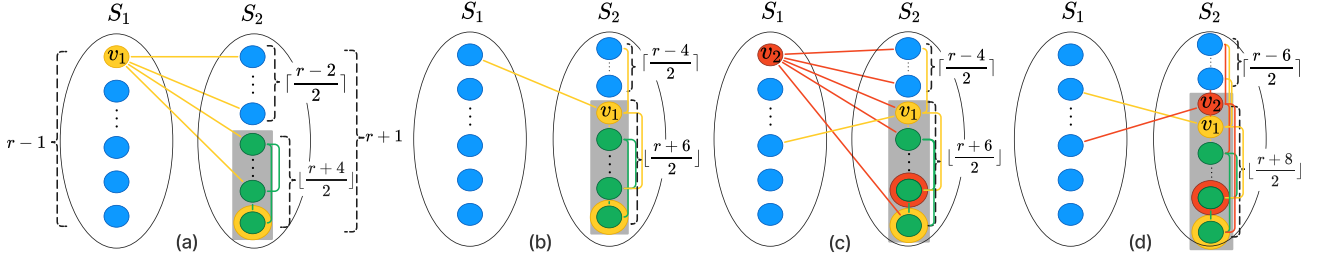


Fig. 4. This presents the snapshots of two stages of inductive developments of S_1 and S_2 in the proof for Theorem 2. Figure (a) indicates $|S_1| = r - 1$ and $|S_2| = r + 1$, which are fixed, and thus omitted in the other figures. In Figure (a), S_2 contains $r + 1$ nodes including $\lfloor \frac{r+4}{2} \rfloor$ -clique C that are colored in green, while S_1 contains the remaining $r - 1$ nodes. A gray box represents a vertex set \mathcal{V}_S of S . Any node in the gray box is in \mathcal{V}_S . As S_1 is r -reachable, a node $v_1 \in S_1$ has edges with any r nodes in S_2 . Figure (a) shows the case where the yellow node v_1 does not have an edge with one node in \mathcal{V}_S , which is highlighted in yellow. We swap it with any node in $S_2 \setminus \mathcal{V}_S$. Then, as v_1 becomes a vertex of subgraph S , as shown on Figure (b), $|\mathcal{E}_S|$ increases at least by $\lfloor \frac{r+2}{2} \rfloor$. Since S_1 is r -reachable, a node $v_2 \in S_1$ (colored in red in the figure) has edges with at least r nodes in S_2 . Figure (c) presents the case where v_2 only has r edges and does not have one with a node in \mathcal{V}_S , which is highlighted in red. Similar to before, we swap v_2 with a node in $S_2 \setminus \mathcal{V}_S$. Then, as we add v_2 to the subgraph S , as shown on Figure (d), $|\mathcal{E}_S|$ increases at least by $\lfloor \frac{r+4}{2} \rfloor$. This process continues until $S_2 = \mathcal{V}_S$.

Proof: Since \mathcal{G} is r -robust, for any pair of disjoint, non-empty subsets S_1, S_2 of \mathcal{V} , at least one of them is r -reachable. From Lemma 3, \mathcal{G} contains an induced subgraph $S = (\mathcal{V}_S, \mathcal{E}_S)$ such that $|\mathcal{V}_S| = r + 1$ and $|\mathcal{E}_S| \geq \lfloor \frac{r^2+2}{2} \rfloor$.

Now, let $S_2 = \mathcal{V}_S$ and $S_1 = \mathcal{V} \setminus \mathcal{V}_S$, which means $|S_1| = r - 1$ and $|S_2| = r + 1$. This enforces S_1 to be r -reachable. Then, a node $v_1 \in S_1$ has edges with at least r nodes in S_2 . This requires at least r edges (i.e. $|\mathcal{E}| \geq |\mathcal{E}_S| + r$). We move v_1 from S_1 to S_2 . Then since S_1 is r -reachable even without v_1 , a node $v_2 \in S_1$ has nodes with at least r nodes in S_2 . This requires at least r new edges (i.e. $|\mathcal{E}| \geq |\mathcal{E}_S| + 2r$). We move $v_2 \in S_1$ to S_2 . Then, since S_1 is r -reachable, a node $v_3 \in S_1$ has edges with r nodes in S_2 . This requires at least r edges (i.e. $|\mathcal{E}| \geq |\mathcal{E}_S| + 3r$). We then move $v_3 \in S_1$ to S_2 .

We can continue this process of (1) drawing edges between $v_i \in S_1$ and r nodes in S_2 and (2) moving $v_i \in S_1$ into S_2 until S_1 becomes empty. Then, we have to do it for $r - 1$ times, as we initially have $|S_1| = r - 1$. In other words, we have $r - 1$ different pairs of S_1 and S_2 , and each pair requires r new edges. Since we have started from the setting where $S_2 = \mathcal{V}_S$, we have $|\mathcal{E}| \geq |\mathcal{E}_S| + r(r - 1)$. Therefore, if r is even, $|\mathcal{E}| \geq \frac{r^2+2}{2} + r(r - 1) = \frac{r(3r-2)+2}{2}$. If r is odd, and $|\mathcal{E}| \geq \frac{r^2+1}{2} + r(r - 1) = \frac{r(3r-2)+1}{2}$. ■

These lemmas and theorems give us insights into the structures of graphs with $2r - 1$ and $2r$ nodes to maximize their robustness levels to r . Using these insights, we construct classes of r -robust graphs that maintain the maximum robustness with the least number of edges in the next section.

IV. CONSTRUCTION OF SPARSEST r -ROBUST GRAPHS

In this section, we use the lemmas and theorems from the previous section to introduce graphs of maximum robustness with minimal sets of edges. By doing so, we also show the bounds in Theorem 1 and 2 are tight.

Let $n, r \in \mathbb{Z}_{>0}$ and let \mathcal{A} be a set of all simple undirected graphs. Let $r(\mathcal{G})$ be robustness of a graph $\mathcal{G} \in \mathcal{A}$. Let $\mathcal{A}_{n,r}$ be a subset of \mathcal{A} that contains all r -robust graphs with n nodes i.e. $\mathcal{A}_{n,r} = \{\mathcal{G} = (\mathcal{V}, \mathcal{E}) \in \mathcal{A} : r(\mathcal{G}) = r, |\mathcal{V}| = n\}$.

We now define a class of graphs with the minimum number of edges among the set of r -robust graphs of n nodes:

Definition 7 ((n, r)-robust Graph): Consider a graph $\mathcal{G} = (\mathcal{V}, \mathcal{E}) \in \mathcal{A}_{n,r}$. It is (n, r)-robust if $|\mathcal{E}| \leq |\mathcal{E}_i| \forall \mathcal{G}_i = (\mathcal{V}_i, \mathcal{E}_i) \in \mathcal{A}_{n,r}, i \in \{1, 2, \dots, |\mathcal{A}_{n,r}| - 1, |\mathcal{A}_{n,r}|\}$.

In this section, we limit ourselves to two special cases, namely $(2r - 1, r)$ -robust and $(2r, r)$ -robust graphs, that also have maximum robustness.

For the first case, we show that $(2r - 1, r)$ -robust graph is a subclass of graphs called F -elemental graphs [11], which we introduce below:

Definition 8 (F -elemental Graph [11]): An F -elemental graph is a graph with $n = 4F + 1$ nodes that is r -robust with $r = 2F + 1, F \in \mathbb{Z}_{>0}$.

Proposition 1: Let $\mathcal{G} = (\mathcal{V}, \mathcal{E})$ be a graph where $|\mathcal{V}| = 4F + 1 = 2r - 1$. Let $K \subset \mathcal{V}$ be a set of $r - 1 = 2F$ nodes. If each node i in K connects to all nodes in $\mathcal{V} \setminus \{i\}$, and the remaining $r = 2F + 1$ nodes in $\mathcal{V} \setminus K$ form a connected subgraph, then \mathcal{G} is r -robust [11].

Remark 1: While Proposition 1 specifically addresses odd values of r , the proof remains valid regardless of whether r is odd or even. Therefore, Proposition 1 also extends to even values of r . For more detail, the reader is referred to [11].

Now we introduce how to construct $(2r - 1, r)$ -robust graphs in the following proposition:

Proposition 2: Let $\mathcal{G} = (\mathcal{V}, \mathcal{E})$ be a graph where $|\mathcal{V}| = 2r - 1$. Let $K \subset \mathcal{V}$ be a set of $r - 1$ nodes. If each node i in K connects to all nodes in $\mathcal{V} \setminus \{i\}$, and the remaining r nodes in $\mathcal{V} \setminus K$ form a tree graph, then \mathcal{G} is $(2r - 1, r)$ -robust.

Proof: To prove \mathcal{G} is $(2r - 1, r)$ -robust, we need to prove two things: 1) it is r -robust and 2) $|\mathcal{E}| = \frac{3r(r-1)}{2}$ from Theorem 1. We first prove that it is r -robust. By definition, \mathcal{G} is an F -elemental graph with $F = \lfloor \frac{r-1}{2} \rfloor$. Since we know that F -elemental graphs with $r = 2F + 1$ is r -robust from Proposition 1, we know that \mathcal{G} is also r -robust. Now we show that \mathcal{E} is a minimal set. \mathcal{G} has $\frac{(r-1)(r-2)}{2} + r(r - 1) = \frac{(r-1)(3r-2)}{2}$ edges for the nodes in K connecting to every other node. Then, it further has $r - 1$ edges as the remaining nodes form a tree graph. Adding them together,

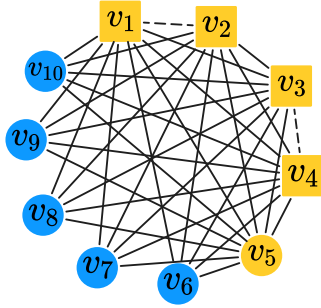


Fig. 5. This figure visualizes a $(10, 5)$ -robust graph. Each of the $r = 5$ nodes in $K = \{v_1, v_2, v_3, v_4, v_5\}$ (colored in yellow) connects to all 9 nodes, and $\delta = 4$ of them (in square) lose one edge which is represented in a dotted line. Since δ is always even (4 in this case), we can always form $\frac{\delta}{2}$ disjoint pairs of two nodes from δ nodes (2 pairs i.e. $\{v_1, v_2\}$ and $\{v_3, v_4\}$ in this case). Then, we remove the edges between the pairs.

we get $\frac{3r(r-1)}{2}$, which equals to (3). ■

The difference between F -elemental graphs and $(2r - 1, r)$ -robust graphs is that the former includes the latter but not vice versa. Now, we investigate $(2r, r)$ -robust graphs.

Proposition 3: Let $\mathcal{G} = (\mathcal{V}, \mathcal{E})$ be a graph with $|\mathcal{V}| = 2r$. Let $K \subset \mathcal{V}$ be a set of r nodes, where each node i in K connects to all nodes in $\mathcal{V} \setminus \{i\}$. Then, choose δ nodes in K to form disjoint $\frac{\delta}{2}$ pairs of nodes, where $\delta = r - 1$ if r is odd and $\delta = r - 2$ if r is even. If an edge between two nodes in each pair gets removed (see Fig. 5), \mathcal{G} is $(2r, r)$ -robust.

Proof: To prove \mathcal{G} is $(2r, r)$ -robust, we need to prove two things: 1) it is r -robust and 2) $|\mathcal{E}|$ equals to (4). First, we examine its edge set. The r nodes in K connecting to every other node adds up to a total of $\frac{r(r-1)+2r(r)}{2} = \frac{3r^2-r}{2}$ edges. Then, if we subtract $\frac{\delta}{2}$ from it, we get $\frac{r(3r-2)+2}{2}$ for even r and $\frac{r(3r-2)+1}{2}$ for odd r , which equals to (4).

Now, we prove that \mathcal{G} is r -robust. Let $K' = \mathcal{V} \setminus K$. Then, $|K| = |K'| = r$. WLOG, let S_1 and S_2 be nonempty subsets of \mathcal{V} such that $S_1 \cap S_2 = \emptyset$ and $|S_1| \leq |S_2|$. That means $1 \leq |S_1| \leq r$. There are two cases. (i) If $K \cap S_1 = \emptyset$, let a node $i \in K' \cap S_1$. Then, $|\mathcal{V}_i^N \setminus S_1| \geq r$, as $K \subseteq \mathcal{V}_i^N \setminus S_1$, making S_1 r -reachable. (ii) If $K \cap S_1 \neq \emptyset$, let a node $i \in K \cap S_1$. At worst case $|\mathcal{V}_i^N \setminus S_1| = |\mathcal{V}_i^N| - |S_1 \cap \mathcal{V}_i^N|$ where $|\mathcal{V}_i^N| = 2r - 2$ and $1 \leq |S_1 \cap \mathcal{V}_i^N| \leq r - 1$. This is the worst case, as there exists at least one node $x_1 \in K$ that has $2r - 1$ neighbors instead of $2r - 2$ (i.e. $|\mathcal{V}_{x_1}^N| = 2r - 1$). If $1 \leq |S_1 \cap \mathcal{V}_{x_1}^N| \leq r - 2$, $|\mathcal{V}_{x_1}^N \setminus S_1| \geq r$, but if $|S_1 \cap \mathcal{V}_{x_1}^N| = r - 1$, $|\mathcal{V}_{x_1}^N \setminus S_1| = r - 1$, which does not make S_1 r -reachable. However, note that $|S_1 \cap \mathcal{V}_{x_1}^N| = r - 1$ implies $|S_1| = |S_2| = r$. WLOG, let $x_1 \in S_1$. Then, $|\mathcal{V}_{x_1}^N \setminus S_1| = 2r - 1 - |S_1 \cap \mathcal{V}_{x_1}^N| \geq r$, since $1 \leq |S_1 \cap \mathcal{V}_{x_1}^N| \leq r - 1$. Thus, either S_1 or S_2 is r -reachable even when $|S_1 \cap \mathcal{V}_i^N| = r - 1$. Thus, whether S_1 contains a node in K or not, either S_1 or S_2 is always r -reachable. ■

Proposition 2 and 3 show that the bounds presented at Theorem 1 and 2 are tight. Note that the construction mechanisms shown at Proposition 2 and 3 are not the only ways to construct $(2r - 1, r)$ -robust and $(2r, r)$ -robust graphs. Also, note $\lceil \frac{2r}{2} \rceil = \lceil \frac{2r-1}{2} \rceil = r$. Thus, these graphs have the maximum r -robustness as well as the least number of edges.

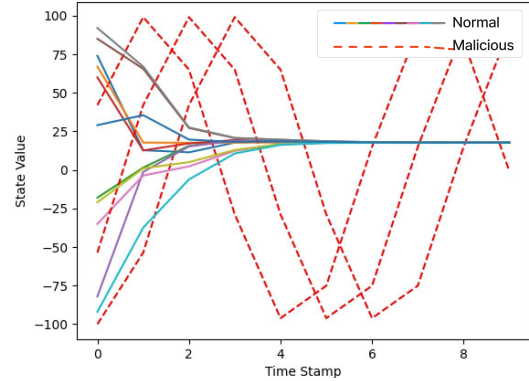
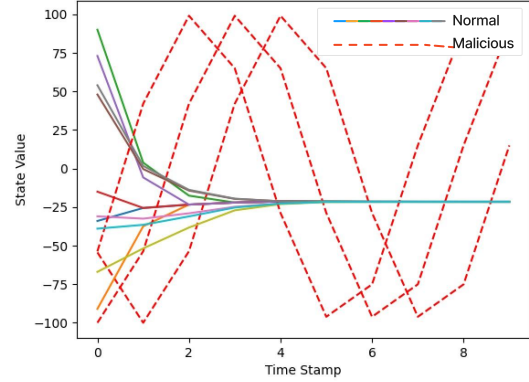


Fig. 6. Simulations on the normal agents in the $(13, 7)$ -robust (top) and $(14, 7)$ -robust (bottom) graphs performing resilient consensus with 3-local malicious agents through the W-MSR algorithm. The malicious agents' states are plotted in red dotted lines, while the normal agents' states are plotted in solid colored lines.

V. SIMULATIONS

In previous section, we showed that $(2r - 1, r)$ -robust and $(2r, r)$ -robust graphs have the least number of edges to reach maximum robustness. In this section, we present simulations to demonstrate their (a) maximum robustness and (b) properties of having the least number of edges among the r -robust graphs with the same number of nodes.

In the first set of simulations, we have 13 and 14 agents in two separate scenarios. Then, the maximum robustness they can achieve is $\lceil \frac{13}{2} \rceil = \lceil \frac{14}{2} \rceil = 7$. Thus by using procedures from Proposition 2 and 3, the agents form 7-robust graphs by constructing $(13, 7)$ -robust and $(14, 7)$ -robust graphs.

We choose malicious agents [4] as our misbehaving agents' threat model. Malicious agents do not follow the nominal update protocol (1) but share the same values of their states with all of their neighbors at time t [4]. It is established in [4] that normal agents in a $(2F + 1)$ -robust network are guaranteed to reach asymptotic consensus through the W-MSR algorithm in the presence of F -local malicious agents. Therefore by Proposition 2 and 3, the normal agents in the $(13, 7)$ -robust and $(14, 7)$ -robust graphs are guaranteed to achieve consensus through the W-MSR algorithm with 3-local malicious agents. The normal agents' initial states $x[0] \in \mathbb{R}$ are randomly generated on the interval

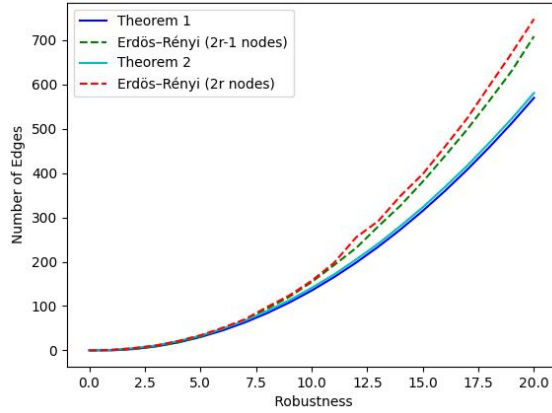


Fig. 7. A comparison between the minimum numbers of edges among 200 Erdős-Rényi random graphs of $2r - 1$ and $2r$ nodes, and the lower bounds given at Theorem 1 and 2 for each r .

$[-100, 100]$. Fig. 6 shows successful consensus of the normal agents in $(13, 7)$ -robust and $(14, 7)$ -robust graphs. Their states are plotted in solid colored lines, while the malicious agents' states are plotted in red dotted lines.

In the second set of simulations, we have randomly generated r -robust graphs to empirically demonstrate that the bounds given in Theorem 1 and 2 hold for any r . If they hold for any r , that implies $(2r - 1, r)$ -robust and $(2r, r)$ -robust graphs have the least number of edges possible to maintain r -robustness among graphs of $2r - 1$ and $2r$ nodes.

For each $r \in \{1, 2, \dots, 20\}$, we randomly generated 200 Erdős-Rényi random graphs [20], [21]. The graph version we adopted has two parameters - number of nodes, n , and the probability, p , of which an edge between two nodes is formed independent of other edges. In this simulation, we used $n \in \{2r - 1, 2r\}$ and $p \in \{0.7, 0.75, 0.8, 0.85, 0.9\}$. For each value of r , we randomly generated graphs until we had 200 r -robust graphs of n nodes (50 for each value of p), found the minimum number of edges, and compared them with the bounds. We computed the graphs' robustness with the method developed in [22]. Fig. 7 compares the minimum number of edges among the 200 graphs and the bounds presented in Theorem 1 and 2 for each robustness. The green and red dotted lines represent the minimum number of edges among 200 Erdős-Rényi random graphs with $2r - 1$ and $2r$ nodes respectively. The blue and cyan solid lines represent the lower bounds from Theorem 1 and 2 respectively. Note that the gaps between the bounds and found minimums increase as r increases. This occurs because as r increases, the number of different possible graphs grows exponentially, and thus it gets more difficult to generate graphs with lesser edges within the fixed number of 200 generations.

VI. CONCLUSION

In this paper, we study the properties of r -robust graphs in two ways. (a) We establish the necessary structures and tight lower bounds of number of edges for r -robust graphs with

the maximum robustness. (b) Then we introduce $(2r - 1, r)$ -robust and $(2r, r)$ -robust graphs, which are subclasses of a more general graph we call (n, r) -robust graphs, and prove that they exhibit the least number of edges to reach the maximum robustness with a given number of nodes. Finally, we empirically verify their robustness and sparsity properties through simulations. For future work, we aim to expand our work to (n, r) -robust graphs with $n > 2r$, and study control synthesis that minimizes the loss of robustness as agents navigate challenging environments.

REFERENCES

- [1] A. Viseras, Z. Xu, and L. Merino, "Distributed multi-robot cooperation for information gathering under communication constraints," in *2018 IEEE International Conference on Robotics and Automation (ICRA)*, 2018, pp. 1267–1272.
- [2] P. Zhang, H. Xue, S. Gao, and J. Zhang, "Distributed adaptive consensus tracking control for multi-agent system with communication constraints," *IEEE Transactions on Parallel and Distributed Systems*, vol. 32, no. 6, pp. 1293–1306, 2021.
- [3] Y. He, M. Wu, and S. Liu, "A cooperative optimization strategy for distributed multi-robot manipulation with obstacle avoidance and internal performance maximization," *Mechatronics*, vol. 76, p. 102560, 2021.
- [4] H. J. LeBlanc, H. Zhang, X. Koutsoukos, and S. Sundaram, "Resilient asymptotic consensus in robust networks," *IEEE Journal on Selected Areas in Communications*, vol. 31, no. 4, pp. 766–781, 2013.
- [5] J. Yan, X. Li, Y. Mo, and C. Wen, "Resilient multi-dimensional consensus in adversarial environment," *Automatica*, vol. 145, p. 110530, 2022.
- [6] H. Zhang and S. Sundaram, "Robustness of information diffusion algorithms to locally bounded adversaries," in *2012 American Control Conference (ACC)*, 2012, pp. 5855–5861.
- [7] H. J. LeBlanc and X. Koutsoukos, "Algorithms for determining network robustness," *Proceedings of the 2nd ACM International Conference on High Confidence Networked Systems*, 2013.
- [8] H. Zhang, E. Fata, and S. Sundaram, "A notion of robustness in complex networks," *IEEE Transactions on Control of Network Systems*, vol. 2, no. 3, pp. 310–320, 2015.
- [9] J. Usevitch and D. Panagou, "Resilient finite-time consensus: A discontinuous systems perspective," in *2020 American Control Conference (ACC)*, 2020, pp. 3285–3290.
- [10] D. Saldaña, A. Prorok, M. Campos, and V. Kumar, "Triangular networks for resilient formations," 11 2016.
- [11] L. Guerrero-Bonilla, A. Prorok, and V. Kumar, "Formations for resilient robot teams," *IEEE Robotics and Automation Letters*, vol. 2, no. 2, pp. 841–848, 2017.
- [12] L. Guerrero-Bonilla, D. Saldaña, and V. Kumar, "Dense r -robust formations on lattices," in *2020 IEEE International Conference on Robotics and Automation (ICRA)*, 2020, pp. 6633–6639.
- [13] —, "Design guarantees for resilient robot formations on lattices," *IEEE Robotics and Automation Letters*, vol. 4, no. 1, pp. 89–96, 2019.
- [14] M. Cavorsi, B. Capelli, and S. Gil, "Multi-robot adversarial resilience using control barrier functions," *Robotics: Science and Systems*, 2022.
- [15] K. Saulnier, D. Saldaña, A. Prorok, G. J. Pappas, and V. Kumar, "Resilient flocking for mobile robot teams," *IEEE Robotics and Automation Letters*, vol. 2, pp. 1039–1046, 2017.
- [16] M. Mesbahi and M. Egerstedt, "Graph theoretic methods in multiagent networks," in *Princeton Series in Applied Mathematics*, 2010.
- [17] D. Saldaña, A. Prorok, S. Sundaram, M. F. M. Campos, and V. Kumar, "Resilient consensus for time-varying networks of dynamic agents," in *2017 American Control Conference (ACC)*, 2017, pp. 252–258.
- [18] S. M. Dibaji and H. Ishii, "Resilient consensus of second-order agent networks: Asynchronous update rules with delays," *Automatica*, vol. 81, pp. 123–132, 2017.
- [19] I. M. Bomze, M. Budinich, P. M. Pardalos, and M. Pelillo, "The maximum clique problem," *Handbook of Combinatorial Optimization*, pp. 1–74, 1999.
- [20] P. Erdős and A. Rényi, "On the strength of connectedness of a random graph," *Acta Mathematica Academiae Scientiarum Hungaricae*, vol. 12, pp. 261–267, 1964.

- [21] B. Bollobás, *Random Graphs*, 2nd ed., ser. Cambridge Studies in Advanced Mathematics. Cambridge University Press, 2001.
- [22] J. Usevitch and D. Panagou, "Determining r - and (r,s) -robustness of digraphs using mixed integer linear programming," *Automatica*, vol. 111, p. 108586, 2020.