

Quarks to Cosmos: Particles and Plasma in Cosmological evolution

Johann Rafelski¹^a, Jeremiah Birrell^{1,2}, Christopher Grayson¹,
Andrew Steinmetz¹, Cheng Tao Yang¹

¹Department of Physics, The University of Arizona, Tucson, AZ, 85721, USA

²Department of Mathematics, Texas State University, San Marcos, TX, 78666, USA

Abstract. We describe in the context of the particle physics (PP) standard model (SM) ‘PP-SM’ the understanding of the primordial properties and composition of the Universe in the temperature range $130 \text{ GeV} > T > 20 \text{ keV}$. The Universe evolution is described using FLRW cosmology. We present a global view on particle content across time and describe the different evolution eras using deceleration parameter q . In the considered temperature range the unknown cold dark matter and dark energy content of Λ CDM have a negligible influence allowing a reliable understanding of physical properties of the Universe based on PP-SM energy-momentum alone. We follow the arrow of time in the expanding and cooling Universe: After the PP-SM heavies (t, h, W, Z) diminish in abundance below $T \simeq 50 \text{ GeV}$, the PP-SM plasma in the Universe is governed by the strongly interacting Quark-Gluon content. Once the temperature drops below $T \simeq 150 \text{ MeV}$, quarks and gluons hadronize into strongly interacting matter particles comprising a dense baryon-antibaryon content. Rapid disappearance of baryonic antimatter ensues, which adopting the present day photon-to-baryon ratio completes at $T_B = 38.2 \text{ MeV}$. We study the ensuing disappearance of strangeness and mesons in general. We show that the different eras defined by particle populations are barely separated from each other with abundance of muons fading out just prior to $T = \mathcal{O}(2.5) \text{ MeV}$, the era of emergence of the free-streaming neutrinos. We develop methods allowing the study of the ensuing speed of the Universe expansion as a function of fundamental coupling parameters in the primordial epoch. We discuss the two relevant fundamental constants controlling the decoupling of neutrinos. We subsequently follow the primordial Universe as it passes through the hot dense electron-positron plasma epoch. The high density of positron antimatter disappears near $T = 20.3 \text{ keV}$, well after the Big-Bang Nucleosynthesis era: Nuclear reactions occur in the presence of a highly mobile and relatively strongly interacting electron-positron plasma phase. We apply plasma theory methods to describe the strong screening effects between heavy dust particle (nucleons). We analyze the paramagnetic characteristics of the electron-positron plasma when exposed to an external primordial magnetic field.

^a Corresponding author e-mail: johannr@arizona.edu

Contents

1	Introduction	5
1.1	Theoretical models of the primordial Universe	5
	Dominance of visible radiation and matter in the primordial Universe	5
	Cosmic plasma in the primordial Universe	7
	Toward experimental study of primordial particle Universe	10
	Phase transformation in the primordial Universe	10
	Comparing Big-Bang with laboratory micro-bang	11
	Can QGP be discovered experimentally?	13
1.2	Concepts in equilibrium statistical physics	13
	Quantum statistical distributions	13
	Chemical equilibrium	14
	Boltzmann equation and particle freeze-out	14
	Particle content of the Universe	16
	Departure from detailed balance	18
1.3	Cosmology Primer	19
	About cosmological sign conventions	19
	FLRW Cosmology	20
	Hubble parameter and deceleration parameter	22
	Conservation laws	23
1.4	Dynamic Universe	24
	Eras of the Universe	24
	Relation between time and temperature	26
	Neutrinos in the cosmos	28
	Reheating history of the Universe	33
	The baryon-per-entropy density ratio	37
2	Quark and Hadron Universe	38
2.1	Heavy particles in the QGP epoch	38
	Matter phases in extreme conditions	38
	Higgs equilibrium abundance in QGP	39
	Baryon asymmetry and Sakharov conditions	40
	Production and decay of Higgs-particle in QGP	43
2.2	Heavy quark production and decay	43
	Heavy quarks in the primordial QGP	43
	Quark production rate via strong interaction	46
	Quark decay rate via weak interaction	48
2.3	Is baryogenesis possible in QGP phase?	49
	Bottom quark abundance nonequilibrium	49
	Stationary and non-stationary deviation from equilibrium	51
	Is there enough bottom flavor to matter?	54
	Example of bottom-catalyzed matter genesis	55
	Circular Urca amplification	56
2.4	Electromagnetic plasma properties of QGP	56
	The electromagnetic QGP medium	56
	Transport theory methods	57
	EM conductivity of quark-gluon plasma	58
	The Ultrarelativistic EM polarization tensor in QGP	59
	QCD Damping rate and simple models of conductivity in QGP	59
	Magnetic field in QGP during a nuclear collision	62
2.5	Strange hadron abundance in cosmic plasma	65
	Hadron populations in equilibrium	65
	Strange hadron dynamic population	69
	Strangeness creation and annihilation rates in mesons	70
	Strangeness production and exchange rates involving hyperons	73

	Strangeness comparison: laboratory with the Universe	76
3	Neutrino Plasma	77
3.1	Neutrino properties and reactions	77
	Matrix elements for neutrino coherent & incoherent scattering	77
	Long wavelength limit of neutrino-atom coherent scattering	78
	Neutrino-atom coherent scattering amplitude & matrix element	79
	Mean field potential for neutrino coherent scattering	82
	Matrix elements of incoherent neutrino scattering	84
3.2	Boltzmann-Einstein equation	86
	Collision operator	86
	Conserved currents	88
	Divergence freedom of stress energy tensor	90
	Entropy and Boltzmann's H-Theorem	91
3.3	Neutrinos in the early Universe	93
	Instantaneous freeze-out model	93
	Chemical and kinetic equilibrium	94
	Comoving entropy and particle number in an FLRW Spacetime	95
	Free-streaming in FLRW spacetime	96
	Neutrino fugacity and photon to neutrino temperature ratio	98
	Contribution to effective neutrino number from sub-eV mass sterile particles	100
3.4	Neutrino freeze-out solving the Boltzmann-Einstein equation	103
	Neutrino freeze-out temperature and relaxation time	104
	Dependence of effective neutrino number on PP-SM parameters	107
	Impact of QED corrections to equation of state	109
	Freeze-out T and effective neutrino number dependence on PP-SM	110
	Primordial variation of natural constants	112
3.5	Lepton number and effective number of neutrinos	113
	Invisible lepton number: relic neutrinos	113
	Relation between the effective number of neutrinos and chemical potential	114
	Dependence of effective number of neutrinos on lepton asymmetry	116
	Extra background neutrinos from microscopic primordial processes	118
3.6	Neutrinos today	122
	Neutrino distribution in a moving frame	122
	Velocity, energy, and wavelength distributions	123
	Drag force	125
	Prospects for detecting relic neutrinos	129
4	Plasma physics methods: Electromagnetic fields, BBN	130
4.1	Plasma response to electromagnetic fields	130
	Covariant kinetic theory	131
	The BGK collision term	133
4.2	Linear response: electron-positron plasma	134
	Induced current	137
	Covariant polarization tensor	138
4.3	Self-consistent electromagnetic fields in a medium	139
	Projection of plasma polarization tensor	140
	Small back-reaction limit	141
4.4	General properties of EM fields in a plasma	142
	Dispersion relation	142
	Permittivity, susceptibility, and conductivity	144
5	Charged Leptons and Neutrons before BBN	145
5.1	Timeline for charged leptons in the primordial Universe	145
	Muon pairs in the primordial Universe	146
	Muon production processes	147
	Comparison of muon and baryon abundance	148
5.2	Cosmic electron-positron plasma and BBN	149

	Electron chemical potential and number density	150
	QED plasma damping rate	151
	Self-consistent damping rate	154
5.3	Temperature dependence of the neutron lifespan	158
	Understanding neutrons	158
	Decay rate in medium	159
	Photon reheating	161
	Neutron abundance	161
	How is BBN impacted?	162
5.4	Effective inter-nuclear potential in BBN	163
	Screening in BBN	163
	The short-range screening potential	165
	Primordial cosmic plasma: nonrelativistic polarization tensor	165
	Longitudinal dispersion relation	166
	Damped-dynamic screening	168
	Screened nuclear potential	169
	Reaction rate enhancement	172
6	Magnetism in the Plasma Universe	173
6.1	Towards a theory of primordial pair magnetism	173
	Overview of primordial magnetism	173
	Eigenstates of magnetic moment in cosmology	176
	Magnetized fermion partition function	177
	Euler-Maclaurin integration	179
	Boltzmann approach to electron-positron plasma	181
	Nonrelativistic limit of the magnetized partition function	183
	Electron-positron chemical potential	184
6.2	Relativistic paramagnetism of electron-positron gas	186
	Evolution of electron-positron magnetization	187
	Dependency on g-factor	189
	Magnetization per lepton	190
6.3	Polarization potential and ferromagnetism	190
	Hypothesis of ferromagnetic self-magnetization	192
	Matter inhomogeneities in the cosmic plasma	193
7	Summary and Discussion	194
A	Connecting Prior Works: Note to the Reader	198
B	Geometry Background: Volume Forms on Submanifolds	202
B.1	Inducing volume forms on submanifolds	202
	Comparison to Riemannian coarea formula	206
	Delta function supported on a level set	207
B.2	Applications	211
	Relativistic volume element	211
	Relativistic phase space	214
	Volume form in coordinates	215
C	Boltzmann-Einstein Equation Solver Adapted to Emergent Chemical Nonequilibrium	217
C.1	Orthogonal polynomials	218
	Generalities	218
	Parametrized families of orthogonal polynomials	218
	Proof of lower triangularity	219
C.2	Spectral method for Boltzmann-Einstein equation in an FLRW Universe	220
	Boltzmann-Einstein equation in an FLRW Universe	220
	Orthogonal polynomials for systems close to kinetic and chemical equilibrium	221
	Polynomial basis for systems far from chemical equilibrium	222
	Comparison of bases	223
	Nonequilibrium dynamics	225
C.3	Validation	229

Reheating test	230
D Neutrino Collision Integrals	238
D.1 Collision integral inner products	238
Simplifying the collision integral	239
D.2 Electron and neutrino collision integrals	242
Neutrino-neutrino scattering	243
Neutrino-antineutrino scattering	244
Neutrino-antineutrino annihilation to electron-positrons	245
Neutrino-electron(positron) scattering	246
Total collision integral	248
Neutrino freeze-out test	248
Conservation laws and scattering integrals	249
D.3 Comparison with an alternative method for computing scattering integrals	251
References	253
Index	268

1 Introduction

1.1 Theoretical models of the primordial Universe

In this report we explore the connection between particle, nuclear, and plasma physics in the evolution of the Universe. Our work concerns the domain described by the known laws of physics as determined by laboratory experiments.

Our journey in time through the expanding primordial Universe has the objective of understanding how different evolution eras impact each other. We are seeking to gain deeper insights into the fundamental processes that shaped our cosmos, by providing a clearer picture of the Universe's origin and its ongoing expansion. The question we address is how a very hot soup of elementary matter evolves and connects to the normal matter present today, indirectly observed by the elemental ashes of the Big-Bang nucleosynthesis (BBN).

In this report we report on our ongoing work on particle and plasma cosmology. Our aim is to create a continuous description of the primordial Universe spanning and connecting different particle and plasma epochs. This allows the reader to understand the physics spanning the entire temperature domain we explore, $130 \text{ GeV} > T > 20 \text{ keV}$. We will define many topics deserving further study: There are many open questions to which this work provides an introduction.

This manuscript is not a traditional review, as its focus is on our own ongoing work: We aim here to offer a readable report describing and explaining what can appear at times to be a fragmented body of work. A guide- and time-line how our theoretical insights were gained over the past dozen years is presented in Appendix A.

As appropriate we highlight in Appendix A the key results and provide fields of application not yet fully explored. This helps to create a backdrop of knowledge and introduces further areas of study potentially helping to understand the primordial Universe and sharpen prediction of observable quantities today.

Dominance of visible radiation and matter in the primordial Universe

In this report, we aim to connect various eras of cosmological evolution which can be addressed with some confidence in view of the already known particle and nuclear properties as measured experimentally. By analyzing the primordial Universe as a function of time in Fig. 1.1 we are exploring the role of particle physics standard model (PP-SM) in the Universe evolution. We snapshot in this report specific epochs

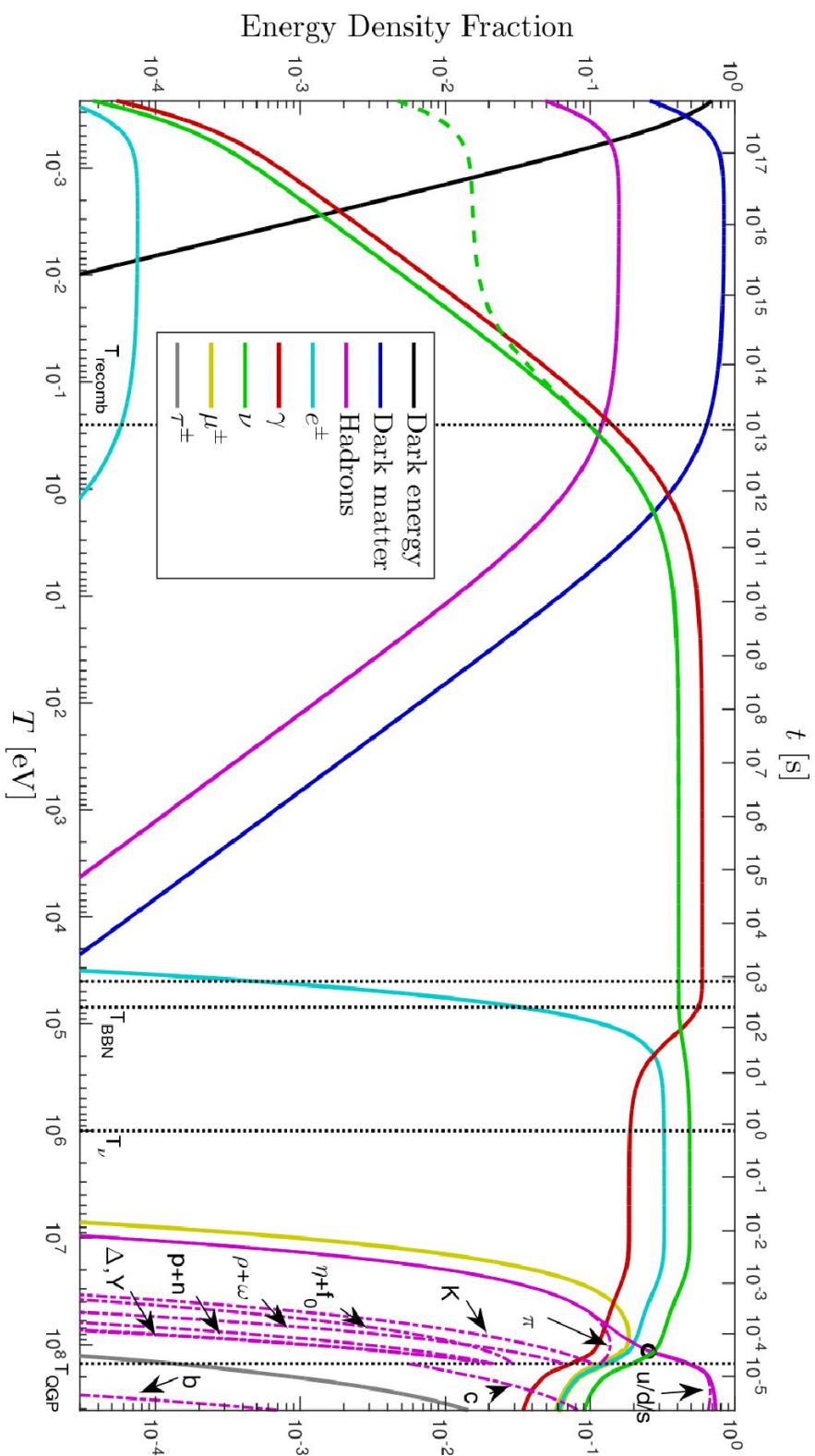


Fig. 1. Evolving in time fractional energy composition of the Universe. See text for discussion. *Published in Ref. [1] under the CC BY 4.0 license. Adapted from Ref. [2].*

in the primordial Universe, and/or on specific physical conditions such as primordial magnetic fields.

In the cosmic epoch considered here with temperature above $kT = 20$ keV, the present day dominant dark matter and dark energy played a negligible role in the cosmos. The changing energy component composition of the Universe is illustrated in Fig. 1.1. To create the figure we integrate the Universe backwards in time. The initial condition is the assumed composition of the Universe in the current era: 69% dark energy, 26% dark matter, 5% baryons, while photons and neutrinos comprise less than one percent. We further assumed one massless neutrino and two with $m_\nu = 0.1$ eV. Other neutrino mass values are possible; constraints remain weak. How this solution is obtained will become evident at the end of Sec. 1.3 below.

As described, there are two unknown dark components as one is able to disentangle these given two independent inputs in the cosmic energy-momentum tensor of homogeneous isotropic matter, pressure and energy density, which can be related by equations of state. The current epoch cosmic accelerated expansion (Nobel price 2011 to Saul Perlmutter, Adam Riess, and Brian P. Schmidt – a graduate also in physics at The University of Arizona) creates the need for this two component “darkness”.

Dark energy in the conventional definition is akin to Λ =Einstein’s cosmological term. Λ is a fixed property of the Universe and does not scale with temperature. In comparison, radiation energy content scales with T^4 and is vastly dominant in the temperature range we explore; the dark energy (black line) emerges in a very recent past (on logarithmic time scale, see Fig. 1.1). Cold, *i.e.*, massive on temperature scale, dark matter (CDM) content scales with $T^{3/2}$ for $m/T \gg 1$. In the temperature regime of interest to us CDM (blue line in Fig. 1.1) complements the invisible normal baryonic matter (purple line). Both are practically invisible in the Universe inventory in the epoch we explore, emerging just after as a 10^{-5} energy fraction shown Fig. 1.1. The further back we look at the hot Universe, the more irrelevant become all forms of matter, including the “dark” matter component.

There is considerable tension between studies determining the present day speed of cosmic expansion (Hubble parameter) [3, 4]: Extrapolation from more distant past, looking as far back as is possible, *i.e.*, the recombination epoch near redshift $z = 1000$, are smaller than the Universe properties observed and studied in the current epoch. This result stated often asking the question “ $h_0 = 0.67$ or 0.73 ?” about contemporary Hubble parameter $H_0 (= 100 h_0 \text{ (km/Mpc)/s})$. This unresolved issue arises comparing diverse epochs when the Universe was in its atomic, molecular, stellar forms. One would think that therefore this discrepancy is in principle irrelevant to our particle and plasma study of the primordial Universe.

However, as we will argue this separation of scales may not be complete. Depending on the details of PP-SM unobserved contents, *e.g.*, in the neutrino sector, free-streaming not quite massless quantum neutrinos contribute to darkness and may impact the result of extrapolation (“ $h_0 = 0.67$ or 0.73 ?”) of the Hubble expansion from recombination epoch to the current epoch. One could argue that the effort to study the “Unknown” darkness in cosmology suffers from the lack of the full understanding of the “Known” in the primordial cosmos which masquerades as darkness today. This is one of the many motivations for the research effort we pursue.

Cosmic plasma in the primordial Universe

We use units in which the Boltzmann constant $k_B = 1$. In consequence, the temperature T is discussed in this report in units of energy either MeV $\simeq 2m_e c^2$ (m_e is the electron mass) or GeV = 1000 MeV $\simeq m_N c^2$ (m_N is the mass of a nucleon) or as the Universe cools in keV, one-thousandth of an MeV. The conversion of an MeV to temperature familiar units involves ten additional zeros. This means that when we

explore hadronic matter at the ‘low’ temperature:

$$100 \text{ MeV} \equiv 116 \times 10^{10} \text{ K}, \quad (1.1)$$

we exceed the conditions in the center of the Sun at $T = 11 \times 10^6 \text{ K}$ by a factor of 100 000.

The primordial hot Universe fireball underwent several nearly adiabatic phase changes that dramatically evolved its bulk plasma properties as it expanded and cooled. The periods near to a major structural change include the Electro-weak phase transition, QGP hadronization, neutrino decoupling, BBN nucleosynthesis, and development of cosmological scale magnetic fields. These transitions all require the development and/or application of nonequilibrium kinetic theory methods. These boundaries connect the different epochs in the history of the Universe. This report is dedicated to the study of these non-equilibrium transitions which require from the reader the full mastery of the thermal equilibrium conditions we also describe.

We begin in the temperature range below temperature of electro-weak (EW) boundary at $T = 130 \text{ GeV}$, when massive elementary particles emerged in the electro-weak symmetry broken phase of matter. The cosmic plasma in the primordial Universe evolves within the first hour down to the temperature of about $T \simeq 10 \text{ keV}$ where this report will end. We will address the four well separated domains of particle plasma all visible by inspection of Fig. 1.1, connect these and extend our study to the two topical cosmological challenges, the BBN and cosmological magnetic field development.

Notable plasma epochs include:

1. **Primordial quark-gluon plasma epoch:** At early times when the temperature was between $130 \text{ GeV} > T > 0.15 \text{ GeV}$ we have in the primordial plasma in their thermal abundance all PP-SM building blocks of the Universe as we know them today, including the Higgs particle, the vector gauge electroweak and strong interaction bosons, all three families of leptons and free deconfined quarks: For most of the evolution of QGP all hadrons are dissolved into their constituents u, d, s, t, b, c, g . However, as temperature decreases below heavy particle mass, the thermal abundance is much reduced but is in general expected to remain in abundance (chemical) equilibrium due to the presence of strong interactions.

However, we will show in Sec. 2.3 that near to the QGP phase transition $300 \text{ MeV} > T > 150 \text{ MeV}$, the chemical equilibrium of the bottom quark abundance is broken. The abundance described by the fugacity parameter relatively slowly diminishes, see Fig. 15, with only a small deviations from stationary state detailed balance, see Fig. 17. The expansion of the Universe through the epoch of the bottom quark abundance disappearance from the particle inventory provides us the arrow of time often searched for, but never found in the current epoch.

For general reference we establish the energy density near to the end of the QGP epoch in the Universe by considering a benchmark value at $T \simeq 150 \text{ MeV}$

$$\epsilon = 1 \text{ GeV}/\text{fm}^3 = 1.8 \times 10^{15} \text{ g cm}^{-3} = 1.8 \times 10^{18} \text{ kgm}^{-3}. \quad (1.2)$$

The corresponding relativistic matter pressure converted into human environment unit is

$$P \simeq \frac{1}{3}\epsilon = 0.52 \times 10^{30} \text{ bar}. \quad (1.3)$$

2. **Hadronic epoch:** Near the Hagedorn temperature $T_H \approx 150 \text{ MeV}$, a phase transformation occurred, forcing the free quarks and gluons to become confined within baryons and mesons; experimental results confirming the universal nature of the hadronization process were described in Ref. [5]. In the temperature

range $150 \text{ MeV} > T > 20 \text{ MeV}$, the Universe is rich in physical phenomena involving strange mesons and (anti)baryons including long lasting (anti)hyperon abundances [6, 7]. The antibaryons disappear from the Universe inventory at temperature $T = 38.2 \text{ MeV}$. However, strangeness remains in the inventory down to $T \approx 13 \text{ MeV}$. The detailed balance assures that the weak decay is compensated by inverse reactions, see Sec. 2.5 for detailed discussion.

3. **Lepton-photon epoch:** For temperature $10 \text{ MeV} > T > 2 \text{ MeV}$, massless leptons and photons controlled the fate of the Universe: The Universe contained relativistic electrons, positrons, photons, and three species of (anti)neutrinos. During this epoch Massive τ^\pm disappear from the plasma at high temperature via decay processes. However, μ^\pm leptons can persist in the primordial Universe until temperature $T = 4.2 \text{ MeV}$.

In this temperature epoch neutrinos were still coupled to the charged leptons via the weak interaction [2, 8], they freeze-out in the temperature range $3 \text{ MeV} > T > 2 \text{ MeV}$, exact value depends on the neutrino's flavors and the magnitude of the PP-SM parameters, see Sec. 3 for detailed discussion. After neutrino freeze-out, they still play a important role in the Universe expansion via the effective number of neutrinos N_ν^{eff} , which relates to the Hubble parameter value in the current epoch.

4. **Electron-positron epoch:** After neutrinos freeze-out at $T = 3 \sim 2 \text{ MeV}$ and become free-streaming in the primordial Universe, the cosmic plasma was dominated by electrons, positrons, and photons. In the e^+e^- plasma, positrons e^+ persisted in similar to electron e^- abundance until the temperature $T = 20.3 \text{ keV}$, see Sec. 5.1 for detailed discussion. Properties of this plasma need to be studied in order to understand the behavior of the nucleon dust dynamics including:
5. **BBN in the midst of the e^+e^- plasma:** Contrary to what was the prevailing context only a few years ago, today it is understood that BBN occurred within a rich electron-positron e^+e^- plasma environment. There are thousands if not millions of e^+e^- -pairs for each nucleon undergoing nuclear fusion reactions during the BBN epoch.
6. **Primordial magnetism:** The e^+e^- -pair plasma at temperatures reaching well below BBN epoch in the primordial Universe could be an origin of the present day intergalactic magnetic fields [1, 9]. In Sec. 5.1 we present a detailed discussion of our model: We explore Landau diamagnetic and magnetic dipole moment paramagnetic properties. A relatively small magnitude of the e^+e^- magnetic moment polarization asymmetry suffices to produce a self-magnetization in the Universe consistent with present day observations. In Sec. 2.4 we present the theoretical developments needed for

However, the origin of primordial magnetic fields remains unknown. The further back in time that origin could be traced, the stronger the magnetic field will be due to cosmological scaling described in Sec. 5.1. It is well possible that the primordial origin could occur when the QGP filled the Universe. We prepare for this possibility that connects directly with the ongoing relativistic heavy ion collision studies by presenting in Sec. 2.4 the current understanding of the QGP phase in the presence of strong magnetic fields in a linear response model.

After e^+e^- annihilation finishes at a temperature near 20.3 keV , the Universe was still opaque to photons due to large photon-electron scattering Thompson cross-section. Observational cosmology study of the Cosmic Microwave Background (CMB) [10] addresses the visible epoch beginning after free electron binding into atoms – a process referred to as recombination (clearly better called atom-formation). This is complete and the Universe becomes visible to optical experiments at $T_{\text{recomb}} \approx 0.25 \text{ eV}$.

Toward experimental study of primordial particle Universe

Just before quarks and gluons were adopted widely as elementary degrees of freedom in PP-SM, the so-called ‘Lee-Wick’ model of dense primordial matter prompted a high level meeting: The Bear Mountain November 29-December 1, 1974 symposium had a decisive impact on the development of the research program leading to the understanding of primordial particles in the Universe. This meeting was not open to all interested researchers: Only a few dozen were invited to join the participant club, see last page of the meeting report: <https://www.osti.gov/servlets/purl/4061527>. This is an unusual historical fact witnessed by one of us (JR), for further discussion see Ref. [11].

It is noteworthy that our report appears in essence on the 50th-year anniversary of this 1974 meeting and is accompanied by the passing of the arguably the most illustrious symposium participant, T.D. Lee (passed away August 4, 2024 at nearly 98). Within just half a century the newly developed PP-SM knowledge has rendered all but one insight of the 1974 meeting obsolete: The participating representatives of particle and nuclear physics elite of the epoch recognized the novel opportunity to experimentally explore hot and dense hadron (strongly interacting) matter by colliding high energy nuclei (heavy-ions); the initial objective was the discovery of the Lee-Wick super dense matter but the objectives evolved rapidly in following years. One of the symposium participants, Alfred Goldhaber, planted in the Nature magazine [12] the seed which grew into the RHIC collider at BNL-New York.

Phase transformation in the primordial Universe

Thanks to the tireless effort of Rolf Hagedorn [13], the European laboratory CERN was intellectually well positioned to embark on the rapid development of related physics ideas and the required experimental program. The preeminent physics motivation that soon emerged was the understanding of the primordial composition of the hot Universe. The pre-1970 idea advanced by Hagedorn, by Huang and Weinberg [14] and in the following by many others, was that the Universe was bound to the maximum Hagedorn temperature of $kT \leq kT_H = 150 - 180$ MeV at which the energy content diverged. In the following years and indeed by the time of the Bear Mountain meeting the idea that a symmetry restoring change in phase structure at finite temperature was already taking hold [15,16], unnoticed by the limited in scope Bear Mountain crowd.

Today we understand Hagedorn temperature T_H to be the phase transformation to the deconfined phase of matter where quarks and gluons can exist. The first clear statement about the existence of such a phase boundary connecting the Hagedorn hadron gas phase with the constituent quarks and gluons, and invoking deconfinement at high temperature, was the 1975 work of Cabibbo and Parisi [17]. This was followed by a more quantitative characterization within the realm of the MIT bag model by [18] and soon after by Rafelski and Hagedorn incorporating Hagedorn bootstrap model of hadronic matter with finite size hadrons melting into QGP, see Ref. [19] and appendices A and B therein. This work implemented Cabibbo-Parisi proposal as well as it was at that time possible.

Could deconfined state of a hot phase of quarks and gluons we call QGP really exist beyond Hagedorn temperature? A broad acceptance of this new insight took decades to take hold. For some, this was natural. In 1992 Stefan Pokorski asked “What else could be there?” when one of us (JR) was struggling to convince the large and skeptical academic course crowd at the Heisenberg-MPI in Munich. Those who were like Pokorski convinced that QCD state of matter prevails in the 1970’s and 1980’s epoch missed the need to smoothly connect quarks to hadrons, or as we say in the title of this work, quarks to cosmos, and do this incorporating gluons.

Neglecting or omitting the gluonic degrees of freedom pushed the transformation temperature in the Universe towards $T = 400$ MeV, creating a glaring conflict with the well established Hagedorn hadronic phase temperature limit $T_H \simeq 160 \pm 10$ MeV. Yet other large body of work in this epoch addressed the dissolution at ultra high density and **zero temperature** of hadrons into quark constituents, a process of astrophysical interest, without relevance to the understanding of both the the primordial Universe and of dynamic phenomena observed in relativistic heavy-ion collisions.

The present day understanding of the primordial QGP Universe was for some reason out of context for most nuclear scientists of the epoch, while to some of us the key issues became clear within less than a decade. Arguably the first Summer School connecting quarks to cosmos and relativistic heavy-ion laboratory experiments was held in the Summer 1992 under the leadership of Hans Gutbrod and one of us (JR) in the small Italian-Tuscan resort Il Ciocco. The following is the abstract of the forward article *Big-Bang in the Laboratory* of the proceedings volume presented more than 30 years ago [20]:

‘Particle Production in Excited Matter’ (the title of the proceeding volume, and of the meeting) happened at the beginning of our Universe. It is also happening in the laboratory when nuclei collide at highly relativistic energies. This topic is one of the fundamental research interests of nuclear physics of today and will continue to be the driving force behind the accelerators of tomorrow. In this work we are seeking to deepen the understanding of the history of time. Unlike other areas of Physics, Cosmology, the study of the birth and evolution of the Universe has only one event to study. But we hope to recreate in the laboratory a state of matter akin to what must have been a stage in the evolution when nucleons were formed. This occurred not too long after the Big-Bang birth of the Universe, when the disturbance of the vacuum made appear an extreme energy density leading to the creation of particles, nucleons, atoms and ultimately nebulas and stars. Figure 1 depicts the evolution of the Universe as we understand it today. On the left-hand scale is shown the decrease of the temperature as a function of time shown on the right side. The cosmological eras associated with the different temperatures and sizes of the Universe are described in between.

Indeed! Today the ongoing laboratory work at CERN-LHC and BNL-RHIC exploring the physics of QGP in the high temperature and high particle density regime reached in relativistic heavy-ion collisions allows us to study elementary strongly interacting matter connecting quarks to the cosmos. These two fields, primordial Universe and ultra relativistic heavy-ion collisions relate to each other very closely. There is little if any relation to the other, dense neutron matter research program. Such matter is found in compact stars; super-novae explosions create at much different matter density temperatures reaching 50 MeV.

Comparing Big-Bang with laboratory micro-bang

The heavy-ion collision micro-bang involves time scales many orders of magnitude shorter compared to the characteristic scale governing the Universe Big-Bang: The expansion time scale of the Universe is determined by the interplay of the gravitational force and the energy content of the hot matter, whereas in the micro-bangs there is no gravitation to slow the explosive expansion. The initial energy density is reflecting on the nature of strong interactions, and the lifespan of the micro-bang is a fraction of $\tau_{MB} \leq 10^{-22}$ s, the time for particles to cross at the speed of light the localized fireball of matter generated in relativistic heavy-ion collision.

It is convenient to represent the Universe expansion time constant τ_U as the inverse of the Hubble parameter at a typical ambient energy density ρ_0

$$\tau_U \equiv \frac{1}{H[\rho_0 = 1 \text{ GeV}/\text{fm}^3]} = 14 \mu\text{s}. \quad (1.4)$$

The Universe is indeed expected to be about 15 orders of magnitude slower in its expansion compared to the exploding micro-bang fireball formed in collisions of relativistic heavy-ion laboratory experiments.

Above, the value of ρ_0 is chosen in the context of the ‘freezing’ of deconfined QGP into hadrons in primordial Universe near to $T_0 \simeq 150 \text{ MeV}$: The strongly interacting degrees of freedom contribute as measured in laboratory relativistic heavy-ion collisions about half to this value, $\rho_h \simeq 0.5 \text{ GeV}/\text{fm}^3$; the other half is the contribution of neutrinos, charged leptons, and photons. The fact that these two energy density components are nearly equal is implicit in many results shown in the following, see for example Fig. 2: At hadronization we have twice as many (entropic) degrees of freedom than will remain in the radiation dominated Universe once hadrons disappear.

We obtain the relation between H and ρ by remembering one of the fundamental relations in the Friedmann-Lemaître-Robertson-Walker (FLRW) cosmology, the so-called Hubble equation

$$H^2 = \frac{8\pi G_N}{c^2} \frac{\rho}{3} = c^2 \frac{\hbar c}{M_p^2 c^4} \frac{\rho}{3}. \quad (1.5)$$

We introduced here and will use often the Planck mass M_p , defined in terms of G_N

$$\frac{1}{c^4} 8\pi G_N \equiv \frac{\hbar c}{M_p^2 c^4}, \quad M_p c^2 = 2.4353 \cdot 10^{18} \text{ GeV}. \quad (1.6)$$

This definition of M_p , while more convenient in cosmology, differs by the factor $1/\sqrt{8\pi}$ from the particle physics convention introduced by particle data group (PDG) [21]

$$\sqrt{8\pi} M_p c^2 \equiv M_p^{\text{PDG}} c^2 = 1.2209 \cdot 10^{19} \text{ GeV}. \quad (1.7)$$

The difference between the “two bangs” (heavy-ion and the Universe) due to the very different time scales involved is difficult to resolve. The evolution of the Universe is slow on the hadronic reaction time scale. Given the value of characteristic τ_U we obtained, we expect that practically all unstable hadronic particles evolve to fully attain equilibrium, with ample time available to develop a ‘mixed phase’ of QGP and hadrons, and for electromagnetic and even weak interactions to take hold generating complete particle equilibrium. All this can not occur during the life span of the dense matter created in relativistic nuclear-collisions. To understand the Universe based on laboratory experiments running at a vastly different time scale, we must therefore use theoretical models as developed in this report.

There are other notable differences between the laboratory fireball and the cosmic primordial plasma. The primordial quark-hadron Universe was practically baryon free comparing the net (less antibaryon) baryon number to cosmic backgrounds of remnant particles. The residual asymmetry level was and remains at 10^{-9} . In the laboratory micro-bang at the highest CERN-LHC energy, we create a fireball of dense matter with a net baryon number per total final particle multiplicity at a fraction of a percent. This matter-antimatter-abundance asymmetry between laboratory and primordial Universe is easily overcome theoretically, since it implies a relatively minor extrapolation. Any small abundance of baryons can be an experimental diagnostic signal for QGP but not a key feature of the matter produced.

Can QGP be discovered experimentally?

This takes us right to the question: Can we really tell apart in these explosive ultra-relativistic heavy-ion experiments the two different phases of strongly interacting matter, the deconfined quark gluon plasma and ‘normal’, confined strongly interacting matter? Existence of these two distinct phases is a new paradigm that superseded the Hagedorn singularity at the Hagedorn temperature. In the laboratory, the outcome of ultra-relativistic heavy-ion collisions seems to be very much the same irrespective of the applicable paradigm, we achieve the conversion of the kinetic energy of colliding nuclei into many material particles. So is a transient deconfined QGP phase really formed in relativistic heavy collisions? This question haunted this field of research for decades [19,22], a topic which is not addressed in this work beyond the following few words:

When one of us (JR) first arrived at CERN in 1977, he found himself immersed into ardent discussions about both what the structure of the hot primordial Universe could be, and if indeed we could figure out how to find the answer in an experiment. Was the Universe perhaps a dense baryon-antibaryon singular Hagedorn Universe? Or was indeed the confinement condition not really retained at high temperature [15, 16, 17]? And, above all, how can we tell these models apart doing laboratory experiments? By 1979 it became clear that new experimental ideas and a new observable was needed, sensitive to specific properties of the dense deconfined hot matter if formed in experiments. Strange antibaryon enhancement was one of the proposed novel approaches and in the opinion of one of us (JR); this was to be later the decisive QGP discovery evidence [11].

1.2 Concepts in equilibrium statistical physics

We now recall the fundamental statistical physics concepts necessary to explore the properties of the Universe during its ‘first hour’. We begin by considering the laws of equilibrium thermodynamics which provide a framework for understanding the behavior of particle’s energy density, pressure, number density and entropy in the Universe. These expressions presume local thermal equilibrium which prevailed in the relatively slowly expanding Universe.

We will address the general Fermi and Bose distributions and its application in the primordial Universe, as well as the cases of special interest to thermodynamics in the primordial Universe. We describe partial freeze-out conditions, *i.e.*, rise of the chemical nonequilibrium abundance, while kinetic scattering equilibrium is maintained, and the case of free-streaming particles, allowing for switching from radiation like to massive nonrelativistic condition. In the following we use natural units $c = \hbar = k_B = 1$. While we have shown c and \hbar explicitly before, we have measured temperature in units of energy, thus implicitly taking $k_B T \rightarrow T$, *i.e.*, $k_B = 1$.

Quantum statistical distributions

In the primordial Universe, the reaction rates of particles in the cosmic plasma were much greater than the Universe expansion rate H . Therefore, the local thermal equilibrium was in general maintained. Assuming the particles are in thermal equilibrium, the dynamical information about local energy density can be estimating using the single-particle quantum statistical distribution function. The general relativistic covariant Fermi/Bose momentum distribution can be written as

$$f_{F/B}(\gamma_i, p_i) = \frac{1}{\gamma_i^{-1} \exp[(u \cdot p_i - \mu_i)/T] \pm 1}, \quad (1.8)$$

where the plus sign applies for fermions, and the minus sign for bosons. The Lorentz scalar $(u_i \cdot p_i)$ is a scalar product of the particle four momentum p_i^μ with the local four vector of velocity u^μ . In the absence of local matter flow, the local rest frame is the laboratory frame

$$u^\mu = (1, \vec{0}), \quad p_i^\mu = (E_i, \vec{p}_i). \quad (1.9)$$

The parameter \mathcal{Y}_i is the fugacity of a given particle characterizing the pair density and it is the same for both particles and antiparticles. For $\mathcal{Y}_i = 1$, the distribution maximizes the entropy content at a fixed particle energy, this maximum is not very pronounced [23]. The parameter μ_i is the chemical potential for a given particle which is associated to the density difference between particles and antiparticles.

Chemical equilibrium

In general there are two types of chemical equilibrium associated with the chemical parameters \mathcal{Y} and μ each. We have:

- *Absolute chemical equilibrium:* The absolute chemical equilibrium is the level to which energy is shared into accessible degrees of freedom, *e.g.* the particles can be made as energy is converted into matter. The absolute equilibrium is reached when the phase space occupancy approaches unity $\mathcal{Y} \rightarrow 1$.
- *Relative chemical equilibrium:* The relative chemical equilibrium is associated with the chemical potential μ which involves reactions that distribute a certain already existent element/property among different accessible compounds.

The dynamics of absolute chemical equilibrium, in which energy can be converted to and from particles and antiparticles, is especially important. The consequences for the energy conversion to from particles/antiparticle can be seen in the first law of thermodynamics by introducing the chemical potential μ_N for particle and $\mu_{\bar{N}}$ for antiparticle as follows:

$$\mu_N \equiv \mu + T \ln \mathcal{Y}, \quad \mu_{\bar{N}} \equiv -\mu + T \ln \mathcal{Y}. \quad (1.10)$$

Then the first law of thermodynamics can be written as

$$dE = -PdV + TdS + \mu_N dN + \mu_{\bar{N}} d\bar{N} \quad (1.11)$$

$$= -PdV + TdS + \mu(dN - d\bar{N}) + T \ln \mathcal{Y}(dN + d\bar{N}). \quad (1.12)$$

Here the chemical potential μ is the energy required to change the difference between particles and antiparticles, and $T \ln \mathcal{Y}$ is the energy required to change the total number of particles and antiparticles; the fugacity \mathcal{Y} is the parameter allowing to adjust this energy.

Boltzmann equation and particle freeze-out

The Boltzmann equation describes the evolution of a (nonequilibrium) distribution function f in phase space. General properties of the Boltzmann-Einstein equation in an arbitrary spacetime are explored in Sec. 3.2. The Boltzmann equation in the FLRW Universe takes the Einstein-Vlasov form

$$\frac{\partial f}{\partial t} - \frac{(E^2 - m^2)}{E} H \frac{\partial f}{\partial E} = \frac{1}{E} \sum_i C_i[f], \quad (1.13)$$

where $H = \dot{a}/a$ is the Hubble parameter, Eq. (1.40), see Sec. 1.3 below for a more detailed cosmology primer. Due to the homogeneity and isotropy of the Universe, the distribution function depends on time t and energy $E = \sqrt{p^2 + m^2}$ only. The collision term $\sum_i \mathcal{C}_i$ represents all elastic and inelastic interactions and the index i labels the corresponding physical process. In general, the collision term is proportional to the relaxation time for a given collision as follows [24]

$$\frac{1}{E} \mathcal{C}_i[f] \propto \frac{1}{\tau_{\text{rel}}}, \quad (1.14)$$

where τ_{rel} is the relaxation time for the reaction, which characterizes the magnitude of the reaction time to reach chemical equilibrium.

As the Universe expands, the collision term in the Boltzmann equation competes with the Hubble term. In general, a given particle freezes-out from the cosmic plasma when its interaction rate τ_{rel}^{-1} becomes smaller than the Hubble expansion rate

$$H \geq \tau_{\text{rel}}^{-1}. \quad (1.15)$$

When this happens, the particle's interactions are not rapid enough to maintain thermal distribution, either because the density of particles becomes so low that the chance of any two particles meeting each other becomes negligible, or because the particle energy becomes too low to interact. The freeze-out process can be categorized into three distinct stages based on the type of freeze-out interactions, we have [8, 1]:

- *Chemical freeze-out:* As the Universe expands and the temperature drops, the rate of the inelastic scattering (*e.g.* production and annihilation reaction) that maintains the equilibrium density becomes smaller than the expansion rate. At this point, the inelastic scattering ceases, and a relic population of particles remain. Prior to the chemical freeze-out temperature, number changing processes are significant and keep the particle in thermal equilibrium, implying that the distribution function has the usual Fermi-Dirac form

$$f_{\text{ch}}(t, E) = \frac{1}{\exp[(E - \mu)/T] + 1}, \quad \text{for } T(t) > T_{\text{ch}}, \quad (1.16)$$

where T_{ch} represents the chemical freeze-out temperature.

- *Kinetic freeze-out:* After chemical freeze-out, at yet lower temperature in an expanding Universe particles still scatter elastically from other particles and keep thermal equilibrium in the primordial plasma. As the temperature drops, the rate of elastic scattering reaction that maintain the thermal equilibrium become smaller than the expansion rate. At that time, elastic scattering processes cease, and the relic particles do not interact with other particles in the primordial plasma anymore; they free-stream. Once chemical freeze-out takes hold, the distribution function has the kinetic equilibrium form with pair abundance typically below maximum yield $\mathcal{Y} \leq 1$

$$f_{\text{k}}(t, E) = \frac{1}{\mathcal{Y}^{-1} \exp[(E - \mu)/T] + 1}, \quad \text{for } T_k < T(t) < T_{\text{ch}}, \quad (1.17)$$

where T_k represents the kinetic freeze-out temperature. The generalized fugacity $\mathcal{Y}(t)$ controls the occupancy of phase space and is necessary once $T(t) < T_{\text{ch}}$ in order to conserve the particle number. In general we encounter $T_k < T_{\text{ch}}$ allowing us to denote the complete thermal and kinetic freeze-out temperature as $T_{\text{F}} \simeq T_k$: for $T < T_{\text{F}}$ all scattering becomes negligible for the considered particle species.

- *Free streaming:* After freeze-out at $T < T_F$, all particles have fully decoupled from the primordial plasma and become free-streaming. They ceased influencing the dynamics of the Universe other than by their gravity contributing to the energy-momentum tensor. Therefore, the free-streaming momentum distribution follows from the non-interacting Einstein-Vlasov momentum evolution equation, see Eq. (3.82). This equation can be solved [25] as we describe in Sec. 3.3, and the free-streaming momentum distribution can be exactly given as [8]

$$f_{\text{fs}}(t, E) = \frac{1}{\Upsilon^{-1} \exp \left[\sqrt{\frac{E^2 - m^2}{T_{\text{fs}}^2} + \frac{m^2}{T_F^2} - \frac{\mu}{T_F}} \right] + 1}, \quad T_{\text{fs}}(t) = \frac{a(t_F)}{a(t)} T_F, \quad (1.18)$$

where t_F is the time at which full freeze-out occurs. The free-streaming effective temperature T_{fs} is obtained by redshifting the temperature at kinetic freeze-out as shown.

Considering a massive particle (*e.g.* dark matter) freeze-out process from cosmic plasma in the nonrelativistic regime, $m \gg T_F$. We can use the Boltzmann approximation, and the free-streaming distribution for nonrelativistic particle becomes

$$f_{\text{fs}}^B(t, p) = \Upsilon e^{-(m+\mu)/T_F} \exp \left[-\frac{1}{T_{\text{eff}}} \frac{p^2}{2m} \right], \quad T_{\text{eff}} = \left(\frac{a(t_F)}{a(t)} \right)^2 T_F, \quad (1.19)$$

where we note the effective temperature T_{eff} for massive free-streaming particles: The effective temperature for massive particles decreases faster than the Universe temperature cools. The difference in temperatures between cold free-streaming particles and hot cosmic plasma is worth emphasizing. How this would affect the evolution of the primordial Universe requires more detailed study.

The division of the freeze-out process into these three regimes is a simplification of much more complex overlapping dynamical processes. It is, however, a very useful approximation in the study of cosmology [1, 8, 26, 27].

Particle content of the Universe

Our detailed understanding of the primordial Universe arises from half a century of research in the fields of cosmology, ultra relativistic heavy-ion collisions, particle, nuclear and plasma physics. Today we believe that the primordial deconfined matter we call quark-gluon plasma (QGP) filled the entire Universe and lasted for about first $20 \mu\text{s}$ after the Big-Bang Eq. (1.4). The deconfined condition allows free motion of quarks and gluons along with all other elementary particles.

This hot primordial particle soup filled the expanding Universe as long as it was well above hadronization Hagedorn temperature $T_H \simeq 150 \text{ MeV}$. Well below $T \ll T_H$, the Universe contained all the building blocks of the usual matter that surrounds us today. Depending on the temperature, many other elementary matter particles could also be present as seen in Fig. 1.1. The total particle inventory thus includes:

- The up u and down d quarks now hidden in protons and neutrons;
- Electrons, and three flavors of (Majorana) neutrinos;

There were also unstable particles present which can decay but are reformed in hot Universe:

- Heavy unstable leptons muon μ and tauon τ ;
- Unstable when bound in present day matter strange s , and heavy charm c and bottom b quarks;

At yet higher temperatures unreachable in laboratory experiments today we encounter all the remaining much heavier standard model particles:

- Electroweak theory gauge bosons W^\pm and Z^0 , the top t quark, and the Higgs particle H .
- The QGP phase of matter contains also the gluons, particles mediating the strong interaction of deconfined quarks.

Using the relativistic covariant Fermi/Bose momentum distribution, the corresponding energy density ρ_i , pressure P_i , and number densities n_i for particle species i and mass m_i are given by

$$\rho_i = g_i \int \frac{d^3p}{(2\pi)^3} E f_{F/B} = \frac{g_i}{2\pi^2} \int_{m_i}^{\infty} dE \frac{E^2 (E^2 - m_i^2)^{1/2}}{\mathcal{Y}_i^{-1} e^{(E-\mu_i)/T} \pm 1}, \quad (1.20)$$

$$P_i = g_i \int \frac{d^3p}{(2\pi)^3} \frac{p^2}{3E} f_{F/B} = \frac{g_i}{6\pi^2} \int_{m_i}^{\infty} dE \frac{(E^2 - m_i^2)^{3/2}}{\mathcal{Y}_i^{-1} e^{(E-\mu_i)/T} \pm 1}, \quad (1.21)$$

$$n_i = g_i \int \frac{d^3p}{(2\pi)^3} f_{F/B} = \frac{g_i}{2\pi^2} \int_{m_i}^{\infty} dE \frac{E(E^2 - m_i^2)^{1/2}}{\mathcal{Y}_i^{-1} e^{(E-\mu_i)/T} \pm 1}, \quad (1.22)$$

$$\sigma_i = -g_i \int \frac{d^3p}{(2\pi)^3} (f_{F/B} \ln(f_{F/B}) \pm (1 \mp f_{F/B}) \ln(1 \mp f_{F/B})), \quad (1.23)$$

where g_i is the degeneracy of the particle species ‘ i ’. Inclusion of the fugacity parameter \mathcal{Y}_i allows us to characterize particle properties in chemical nonequilibrium situations.

Given the above relations for the energy density ρ_i , pressure P_i , and number densities n_i , the entropy density σ_i for particle species i of mass m_i can be obtained by integration by parts leading to the usual Gibbs–Duhem form

$$\sigma_i = \frac{S_i}{V} = \frac{\partial P_i}{\partial T} = \left(\frac{\rho_i + P_i}{T} - \frac{\tilde{\mu}_i}{T} n_i \right), \quad n_i = \frac{\partial P_i}{\partial \tilde{\mu}_i}, \quad \tilde{\mu}_i = T \ln \mathcal{Y}_i + \mu_i, \quad (1.24)$$

where the chemical potential associated with charge, baryon number, etc., changes sign between particles and antiparticles, while \mathcal{Y}_i does not.

Once full decoupling is achieved, the corresponding free-streaming energy density, pressure, number density and entropy arising from the solution of the Boltzmann–Einstein equation differ from the thermal equilibrium Eq. (1.20), Eq. (1.21), Eq. (1.22), and Eq. (1.24) by replacing the mass by a time dependant effective mass $m T_{\text{fs}}(t)/T_F$ in the exponential, and other related changes which will be derived in Sec. 3.3, see Eq. (3.87), Eq. (3.88), Eq. (3.89), and Eq. (3.90). Once decoupled, the free-streaming particles maintain their comoving number and entropy density, see Eq. (3.91).

In general the chemical potential is associated with the baryon number. The net baryon number density relative to the photon number density is near to 10^{-9} . In many situations we can neglect the small chemical potential when calculating the total entropy density in the Universe. The total entropy density in the primordial Universe can be written as

$$\sigma = \sum_i \sigma_i = \frac{2\pi^2}{45} g_*^s T^3, \quad (1.25)$$

$$g_*^s = \sum_{i=\text{bosons}} g_i \left(\frac{T_i}{T_\gamma} \right)^3 B \left(\frac{m_i}{T_i} \right) + \frac{7}{8} \sum_{i=\text{fermions}} g_i \left(\frac{T_i}{T_\gamma} \right)^3 F \left(\frac{m_i}{T_i} \right), \quad (1.26)$$

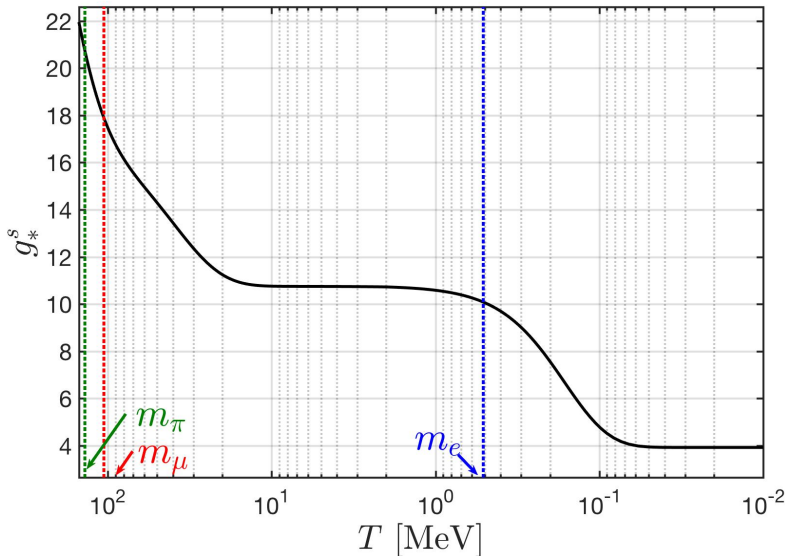


Fig. 2. The entropy degrees of freedom as a function of T in the primordial Universe epoch after hadronization $10^{-2} \text{ MeV} \leq T \leq 150 \text{ MeV}$. Adapted from Ref. [29].

where g_*^s counts the effective number of ‘entropy’ degrees of freedom. The functions $B(m_i/T)$ and $F(m_i/T)$ are defined as

$$B\left(\frac{m_i}{T}\right) = \frac{45}{12\pi^4} \int_{m_i/T}^{\infty} dx \sqrt{x^2 - \left(\frac{m_i}{T}\right)^2} \left[4x^2 - \left(\frac{m_i}{T}\right)^2\right] \frac{1}{\mathcal{Y}_i^{-1} e^x - 1}, \quad (1.27)$$

$$F\left(\frac{m_i}{T}\right) = \frac{45}{12\pi^4} \frac{8}{7} \int_{m_i/T}^{\infty} dx \sqrt{x^2 - \left(\frac{m_i}{T}\right)^2} \left[4x^2 - \left(\frac{m_i}{T}\right)^2\right] \frac{1}{\mathcal{Y}_i^{-1} e^x + 1}. \quad (1.28)$$

In Fig. 2 we show g_*^s as a function of temperature, the effect of particle mass threshold [28] is considered in the calculation for all considered particles. When T decreases below the mass of particle $T \ll m_i$, this particle species becomes nonrelativistic and the contribution to g_*^s becomes negligible, creating the smooth dependence on T across mass threshold seen in Fig. 2: The vertical lines identify particle mass thresholds on temperature axis, $m_e = 0.511 \text{ MeV}$, $m_\mu = 105.6 \text{ MeV}$, and pion average mass $m_\pi \approx 138 \text{ MeV}$.

Departure from detailed balance

A well-known textbook result for the case of two particle scattering is that the Boltzmann scattering term, the right-hand side in Eq. (1.13), vanishes when particles reach thermal equilibrium. The rates of the forward and reverse reactions are equal, resulting in a balance between production and annihilation of particles. Such a balance is called detailed balance. Thermal equilibrium implies both chemical equilibrium (particle abundances are balanced) and kinetic equilibrium (equipartition of energy according to the equilibrium distributions).

Kinetic equilibrium is usually established much quicker by means of scattering processes not capable of generating particles, thus the approach to kinetic equilibrium often has little impact on the actual particle abundances, that is, on chemical

equilibrium. Chemical nonequilibrium is often driven by time dependence of the environment in which particles evolve, for example in Eq. (1.13) by the Hubble parameter $H(t)$ term. The well studied example is the emergence in the BBN era of light isotope abundances with many yields being dependent on the speed of Universe expansion [30, 31, 32, 33].

In elementary particle context the competition is often between elementary processes and not so much with the Hubble expansion. This can lead to stationary population in detailed balance not in chemical equilibrium, with the actual value of particle fugacity determined by reaction dynamics for a fixed ambient temperature. In the primordial Universe a particle abundance can be in detailed balance and yet not in chemical equilibrium. We will investigate this type of nonequilibrium situation in the primordial Universe for bottom quarks in Sec. 2.3 and strange quarks in Sec. 2.5.

There are thus two environments in the primordial Universe in which we can expect chemical nonequilibrium to arise:

1. The particle production rate becomes slower than the rate of Universe expansion and the production reaction freeze-out. Once the production reactions freeze-out from the cosmic plasma, the corresponding detailed balance is broken. In the case of unstable particles their abundance decreases via the decay/annihilation reactions.
2. The nonequilibrium can also be achieved when the production reaction slows down and is not able to keep up with decay/annihilation reaction. In this case, the Hubble expansion rate can be much longer than the decay and production rate and is not relevant to the nonequilibrium process. The key factor is competition between production and decay/annihilation which can result in chemical nonequilibrium in the primordial Universe in which detailed balance is maintained.

The chemical nonequilibrium conditions in the primordial Universe are of general interest: they are understood to be prerequisite for the arrow of time to take hold in the expanding Universe.

1.3 Cosmology Primer

We present now a short review of the Universe dynamics within the FLRW cosmology which will be useful throughout this work. Our objective is to recognize and identify markers clarifying and quantifying the different eras. This section unlike the remainder of the work relies on Λ CDM model of cosmology, which leads to the results seen in Fig. 1.1 obtained with a pie-chart energy content of the contemporary Universe comprising: 69% dark energy, 26% dark matter, 5% baryons, and $< 1\%$ photons and neutrinos in energy density [34, 10].

As noted earlier, for most part our results will remain valid if one day this model evolves to account for tensions in modeling the current Universe Hubble expansion. This is so since our work applies to the primordial Universe period where neither dark energy nor dark matter is relevant; expansion of the Universe is driven nearly solely by radiation and matter-antimatter content and unknown properties of neutrinos do not contribute.

About cosmological sign conventions

There are several sign conventions in use in general relativity. As discussed by Hobson,

Efstathiou and Lasenby [35], these conventions differ by three sign factors $S1$, $S2$, $S3$, which appear in the following objects:

Metric Signature:

$$\eta^{\mu\nu} = (S1)\text{Diag}(1, -1, -1, -1) \quad (1.29a)$$

Riemann Tensor:

$$R_{\alpha\beta\gamma}^{\mu} = (S2)(\partial_{\beta}\Gamma_{\alpha\gamma}^{\mu} - \partial_{\gamma}\Gamma_{\alpha\beta}^{\mu} + \Gamma_{\sigma\beta}^{\mu}\Gamma_{\gamma\alpha}^{\sigma} - \Gamma_{\sigma\gamma}^{\mu}\Gamma_{\beta\alpha}^{\sigma}) \quad (1.29b)$$

Einstein Equation:

$$G_{\mu\nu} = (S3)8\pi G_N T_{\mu\nu} \quad (1.29c)$$

Ricci Tensor:

$$R_{\mu\nu} = (S2)(S3)R_{\mu\alpha\nu}^{\alpha} \quad (1.29d)$$

The sign $S3$ comes from the choice of what index is contracted in forming the Ricci tensor. Since that sign factor appears in both $R_{\mu\nu}$ and R it affects the overall sign of $G_{\mu\nu}$ and therefore Einstein's equation as shown above (here the cosmological constant is considered part of $T_{\mu\nu}$). In this work we will use the

$$\{(S1), (S2), (S3)\} = (+, +, +) \quad (1.30)$$

convention.

FLRW Cosmology

The Friedmann-Lemaître-Robertson-Walker (FLRW) line element and metric [35, 36, 37, 38] in spherical coordinates is

$$ds^2 = dt^2 - a^2(t) \left[\frac{dr^2}{1 - kr^2} + r^2 d\theta^2 + r^2 \sin^2 \theta d\phi^2 \right], \quad (1.31)$$

$$g_{\alpha\beta} = \begin{pmatrix} 1 & 0 & 0 & 0 \\ 0 & -\frac{a^2(t)}{1 - kr^2} & 0 & 0 \\ 0 & 0 & -a^2(t)r^2 & 0 \\ 0 & 0 & 0 & -a^2(t)r^2 \sin^2 \theta \end{pmatrix}. \quad (1.32)$$

The Gaussian curvature k informs the spatial hyper-surfaces defined by comoving observers. The spatial shape of the Universe has the following possibilities [10]: infinite flat Euclidean ($k = 0$), finite spherical but unbounded ($k = +1$), or infinite hyperbolic saddle-shaped ($k = -1$). Observation indicates our Universe is flat or nearly so. Current observation of cosmic microwave background (CMB) anisotropy imply the preferred value $k = 0$ [10, 39, 40].

In an expanding (or contracting) Universe which is both homogeneous and isotropic, the scale factor $a(t)$ denotes the change of proper distances $L(t)$ over time as

$$L(t) = L_0 \frac{a_0}{a(t)} \rightarrow L(z) = L_0(1 + z), \quad (1.33)$$

where z is the redshift and L_0 the comoving length. This implies volumes change with $V(t) = V_0/a^3(t)$ where $V_0 = L_0^3$ is the comoving Cartesian volume. In terms

of temperature, we can consider the expansion to be an adiabatic process [41] which results in a smooth shifting of the relevant dynamical quantities. As the Universe undergoes isotropic expansion, the temperature decreases as

$$T(t) = T_0 \frac{a_0}{a(t)} \rightarrow T(z) = T_0(1+z), \quad (1.34)$$

where z is the redshift. The entropy within a comoving volume is kept constant until gravitational collapse effects become relevant. The comoving temperature T_0 is given by the present CMB temperature $T_0 = 2.726 \text{ K} \simeq 2.349 \times 10^{-4} \text{ eV}$ [10], with contemporary scale factor $a_0 = 1$.

The cosmological dynamical equations describing the evolution of the Universe follow from the Einstein equations. In general, the Einstein equation with cosmological constant Λ can be written as:

$$G^{\mu\nu} - \Lambda g^{\mu\nu} = \frac{\hbar c}{c^4 M_p^2} T^{\mu\nu}, \quad G^{\mu\nu} = R^{\mu\nu} - \frac{R}{2} g^{\mu\nu}, \quad R = g_{\mu\nu} R^{\mu\nu}. \quad (1.35)$$

The space curvature R has dimension $1/\text{Length}^2$; the energy momentum tensor $T^{\mu\nu}$ has dimension $\text{energy}/\text{Length}^3$. These units are maintained by factors \hbar and c shown above. In the following we will in general omit to state explicitly factors \hbar or c . We note that given the definition of Planck mass in Eq. (1.6) we see that the appearance of \hbar is purely decorative, allowing to represent Newton's constant using Planck's mass, there is no quantum physics inherent to above equations.

Recall that the Einstein tensor $G^{\mu\nu}$ is divergence-free and so is the stress energy tensor, $T^{\mu\nu}$. In a homogeneous isotropic spacetime, the matter content is necessarily characterized by two quantities, the energy density ρ and isotropic pressure P

$$T_\nu^\mu = \text{diag}(\rho, -P, -P, -P). \quad (1.36)$$

It is common to absorb the Einstein cosmological constant Λ into ρ and P by defining dark energy components

$$\rho_\Lambda = M_p^2 \Lambda, \quad P_\Lambda = -M_p^2 \Lambda. \quad (1.37)$$

We implicitly consider this done from now on.

As the Universe expands, redshift (referring verbally to the increase in de Broglie wavelength $\lambda_{dB} = \hbar/p$) reduces the momenta p of particles, thus lowering their contribution to the energy content of the Universe. This cosmic momentum redshift is written as

$$p_i(t) = p_{i,0} \frac{a_0}{a(t)}. \quad (1.38)$$

Momentum (and the energy of massless particles $E = pc$) scales with the same factor as temperature. Since mass does not evolve in time, the energy of massive free particles in the Universe scales differently based on their momentum (and thus temperature). Only the energy of hot and relativistic particles decreases inversely with scale factor, like radiation. As the particles transition to nonrelativistic (NR) energies, they decrease with the inverse square of the scale factor, compare Eq. (1.18) and Eq. (1.19)

$$E(t) = E_0 \frac{a_0}{a(t)} \xrightarrow{\text{NR}} E_0 \frac{a_0^2}{a(t)^2}. \quad (1.39)$$

This occurs because of the functional dependence of energy on momentum in the relativistic $E \sim p$ versus nonrelativistic $E \sim p^2$ cases.

Hubble parameter and deceleration parameter

The global Universe dynamics can be characterized by two quantities, the Hubble parameter $H(t)$, a strongly time dependent quantity on cosmological time scales, and the deceleration parameter q ,

$$H(t) \equiv \frac{\dot{a}}{a}, \quad (1.40)$$

$$q \equiv -\frac{a\ddot{a}}{\dot{a}^2}. \quad (1.41)$$

We note the resulting relations

$$\frac{\ddot{a}}{a} = -qH^2, \quad (1.42)$$

$$\dot{H} = -H^2(1+q). \quad (1.43)$$

Two dynamically independent equations arise using the metric Eq. (1.31) in the Einstein equation Eq. (1.35)

$$\frac{8\pi G_N}{3}\rho = \frac{\dot{a}^2 + k}{a^2} = H^2 \left(1 + \frac{k}{\dot{a}^2}\right), \quad \frac{4\pi G_N}{3}(\rho + 3P) = -\frac{\ddot{a}}{a} = qH^2. \quad (1.44)$$

These are also known as the Friedmann equations.

There is a simple way to determine dependence of q on Universe structure and dynamics: We can eliminate the strength of the interaction, G_N , by solving the equations Eq. (1.44) for $8\pi G_N/3$ and equating the two results to find a relatively simple constraint for the deceleration parameter

$$q = \frac{1}{2} \left(1 + 3\frac{P}{\rho}\right) \left(1 + \frac{k}{\dot{a}^2}\right). \quad (1.45)$$

From this point on, we work within the flat cosmological model with $k = 0$. It is good to recall that one must always satisfy the constraint on H introduced by the first of the Friedmann equations Eq. (1.44), which for $k=0$, flat Universe is the Hubble equation, Eq. (1.5).

The parameter q and thus time evolution of H according to Eq. (1.43) is determined entirely within the FLRW cosmological model by the matter content of the Universe

$$q = \frac{1}{2} \left(1 + 3\frac{P}{\rho}\right). \quad (1.46)$$

We note that in FLRW Universe according to Eq. (1.42) the second derivative of scale parameter a changes sign when the sign of q changes: the Universe decelerates (hence name of $q > 0$) initially slowing down due to gravity action. The Universe will reverse this and accelerate under influence of dark energy as q changes sign. Even so, the Hubble parameter according to Eq. (1.46) keeps its sign since even when dark energy dominates we asymptotically approach $q = -1$, that is according to Eq. (1.37) $P = -\rho$. In the dark energy dominated Universe pressure approaches this condition without ever reaching it as normal matter remains within the Universe inventory: In the FLRW Universe $\dot{H} = 0$ is impossible; $H(t)$ is continuously decreasing in its value, we cannot have a minimum in the value of H as some have proposed to explain the Hubble H_0 tension.

Conservation laws

In a flat FLRW Universe, the spatial components of the divergence of the stress energy tensor automatically vanish, leaving the single condition

$$\nabla_\mu \mathcal{T}^{\mu 0} = \dot{\rho} + 3(\rho + P) \frac{\dot{a}}{a} = 0. \quad (1.47)$$

If the set of particles can be portioned into subsets such that there is no interaction between the different subsets, then this condition applies independently to each and leads to an independent temperature for each such subset. We will focus on a single such group and use Eq. (1.47) to derive an equivalent condition involving entropy and particle number, which illustrates how the entropy of the Universe evolves in time.

Consider a collection of particles with distributions f_i that are in kinetic equilibrium Eq. (1.17) at a common temperature T , with zero chemical potentials and distinct fugacities \mathcal{Y}_i , and which satisfy Eq. (1.47). For the purpose of the following derivation, it is useful to rewrite the fugacities as if they came from chemical potentials, *i.e.*, define $\hat{\mu}_i$ by $\mathcal{Y}_i = e^{\hat{\mu}_i/T}$. This gives the expressions a familiar thermodynamic form with $\hat{\mu}_i$ playing the role of chemical potential and helps with the calculations, but should not be confused with a chemical potential as discussed above. We already know the particle energy density Eq. (1.20), particle pressure Eq. (1.21), particle number density Eq. (1.22), and entropy density Eq. (1.2) of a particle of mass m with momentum distribution $f_{F/B}$.

Combining Eq. (1.47) with the identities in Eq. (1.24) we can obtain the rate of change of the total comoving entropy as follows. Letting $\sigma = \sum_i \sigma_i$ be the total entropy density, first compute

$$\begin{aligned} \frac{1}{a^3} \frac{d}{dt} (a^3 \sigma T) &= \frac{1}{a^3} \frac{d}{dt} \left(a^3 \left(P + \rho - \sum_i \hat{\mu}_i n_i \right) \right) & (1.48) \\ &= \dot{P} + \dot{\rho} - \sum_i \left(\dot{\hat{\mu}}_i n_i + \hat{\mu}_i \dot{n}_i \right) + 3 \left(P + \rho - \sum_i \hat{\mu}_i n_i \right) \dot{a}/a \\ &= \frac{\partial P}{\partial T} \dot{T} + \sum_i \frac{\partial P_i}{\partial \hat{\mu}_i} \dot{\hat{\mu}}_i - \sum_i \left(\dot{\hat{\mu}}_i n_i + \hat{\mu}_i \dot{n}_i + 3\hat{\mu}_i n_i \dot{a}/a \right) + \nabla_\mu \mathcal{T}^{\mu 0} \\ &= \sigma \dot{T} - \sum_i \left(\hat{\mu}_i \dot{n}_i + 3\hat{\mu}_i n_i \dot{a}/a \right) = \sigma \dot{T} - a^{-3} \sum_i \hat{\mu}_i \frac{d}{dt} (a^3 n_i). \end{aligned}$$

Therefore we find

$$\frac{d}{dt} (a^3 \sigma) = \frac{1}{T} \frac{d}{dt} (a^3 \sigma T) - a^3 \sigma \frac{\dot{T}}{T} = - \sum_i \ln(\mathcal{Y}_i) \frac{d}{dt} (a^3 n_i). \quad (1.49)$$

From this we can conclude that comoving entropy is conserved as long as each particle satisfies one of the following conditions:

1. The particle is in chemical equilibrium, *i.e.*, $\mathcal{Y}_i = 1$;
2. The particle has frozen out chemically and thus has conserved comoving particle number, *i.e.*, $\frac{d}{dt} (a^3 n_i) = 0$.

Therefore, under the instantaneous freeze-out assumptions, we can conclude conservation of comoving entropy during all three eras, Eq. (1.16) - (1.18), of the evolution of a distribution.

These observations provide an alternative characterization of the dynamics of a FLRW Universe that is composed of entirely of particles in chemical or kinetic equilibrium. The dynamical quantities are the scale factor $a(t)$; the common temperature $T(t)$, and the fugacity of each particle species $\mathcal{Y}_i(t)$ that is not in chemical equilibrium.

The dynamics are given by the Hubble equation Eq. (1.5), conservation of the total comoving entropy of all particle species, and conservation of comoving particle number for each species not in chemical equilibrium (otherwise $\Upsilon_i = 1$ is constant),

$$H^2 = \frac{\rho_{tot}}{3M_p^2}, \quad \frac{d}{dt}(a^3\sigma) = 0, \quad \frac{d}{dt}(a^3n_i) = 0 \text{ when } \Upsilon_i \neq 1. \quad (1.50)$$

We emphasize here that ρ_{tot} is the total energy density of the Universe, which may be composed of contributions from multiple particle groupings with cross group interactions being absent. In such case, each grouping has its own temperature and independently conserves its comoving entropy.

1.4 Dynamic Universe

Eras of the Universe

The dynamic Universe is governed by the total pressure and energy content: For the energy content $\rho = \rho_{total}$ we have the sum of all contributions from any form of matter, radiation, particle or field. This includes but is not limited to: dark energy (Λ), dark matter (DM), baryons (B), leptons (ℓ, ν) and photons (γ). The same remark applies to pressure P . Depending on the age of the Universe, the relative importance of each particle group changes as each dilutes differently under expansion, with dark energy remaining constant, thus emerging in relative importance and accelerating the expansion of the aging Universe today.

It turns out that q , the acceleration-deceleration parameter Eq. (1.46) is a very convenient tool to characterize the different epochs of the Universe [42]. q is for historical reasons positive under deceleration $q > 0$. Conversely, the accelerating Universe has $q < 0$. This convention was chosen under the tacit assumption that the Universe should be decelerating, before the discovery of dark energy. The value of q for different eras is found to be:

- Radiation-dominated Universe:

$$P = \rho/3 \implies q = 1. \quad (1.51)$$

- (Nonrelativistic) Matter-dominated Universe:

$$P \ll \rho \implies q = 1/2. \quad (1.52)$$

- Dark energy Λ -dominated Universe:

$$P = -\rho \implies q = -1. \quad (1.53)$$

The value of the deceleration parameter is thus, according to Eq. (1.46), an indicator of the transition between different eras of the Universe's history: radiation dominated, matter dominated and dark energy dominated with the Universe switching to accelerating expansion when q changes sign.

To illustrate the power of the era characterization in terms of the acceleration parameter we survey its value considering the range of Universe evolution shown in Fig. 3. The time span covered is in essence the entire lifespan of the Universe, but on a logarithmic time scale there is a lot of room for interesting physics in the tiny blip that happened before neutrino decoupling where on the left the time axis begins.

On the left-axis in Fig. 3 we see temperature T [eV] while on right-axis (blue) we see the deceleration parameter q . The horizontal dot-dashed lines show the pure radiation-dominated value of $q = 1$ and the matter-dominated value of $q = 1/2$.

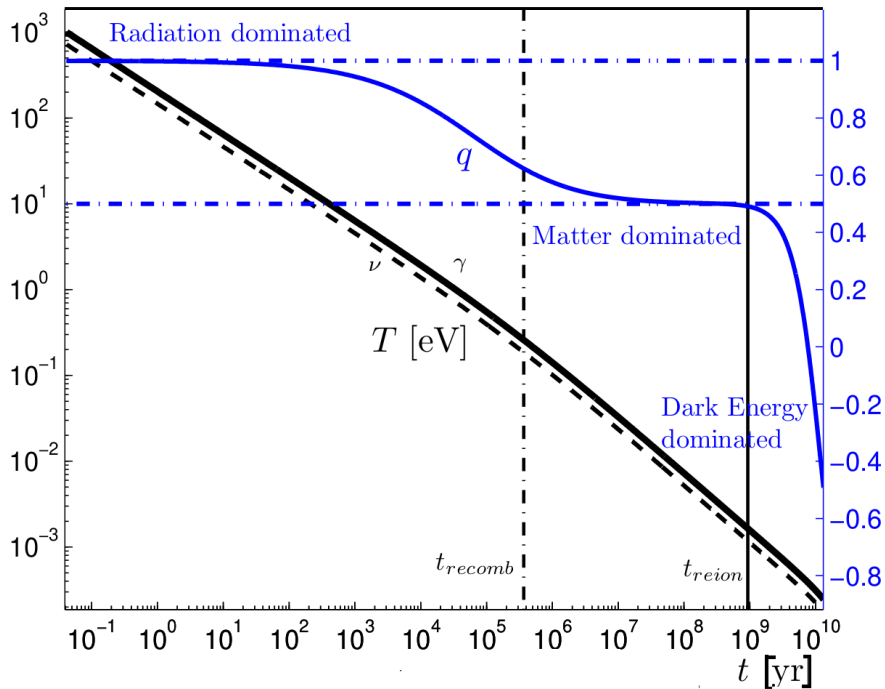


Fig. 3. Deceleration parameter (blue lines, right-hand scale) shows transitions in the composition of the Universe as a function of time. The left-hand scale indicates the corresponding temperature T , dashed is the lower T -value for neutrinos. Vertical lines indicate recombination and reionization conditions. *Adapted from Ref. [42].*

The expansion in this era starts off as radiation-dominated. We see relatively long transitions to matter-dominated domain starting around $T = \mathcal{O}(300 \text{ eV})$ and ending at $T = \mathcal{O}(10 \text{ eV})$. The matter-dominated Universe begins near recombination and ends right at the edge of reionization. Thereafter begins the transition to a dark energy Λ -dominated era which is in full swing already at $T = \mathcal{O}(1 \text{ eV})$. q changes sign near to $T = \mathcal{O}(200 \text{ meV})$. Today $q = -0.5$ indicates we are in the midst of a rapid transition to dark energy Λ -dominated regime.

The vertical dot-dashed lines in Fig. 3 show the time of recombination at $T \simeq 0.25 \text{ eV}$, when the Universe became transparent to photons, and reionization at $T \simeq \mathcal{O}(1 \text{ meV})$, when hydrogen in the Universe was again ionized due to light from the first galaxies [43] is also shown. The usefulness of q to predict the present day value of the Hubble parameter is even better appreciated noting that we can easily integrate Eq. (1.43)

$$H(t) = \frac{H_i}{1 + H_i \int_{t_i}^t (1 + q) dt} = \frac{H_i}{1 + 1.5 H_i \int_{t_i}^t (1 + P/\rho) dt}. \quad (1.54)$$

Given an initial (measured) value H_i in an epoch after free electrons disappeared (recombination epoch) the time dependence of q or equivalently, P/ρ , see Fig. 3 impacts the current epoch $H(t_0) = H_0$. The Hubble parameter $H [\text{s}^{-1}]$ (left ordinate, black) and the redshift z (right ordinate, blue)

$$z + 1 \equiv \frac{a_0}{a(t)}, \quad (1.55)$$

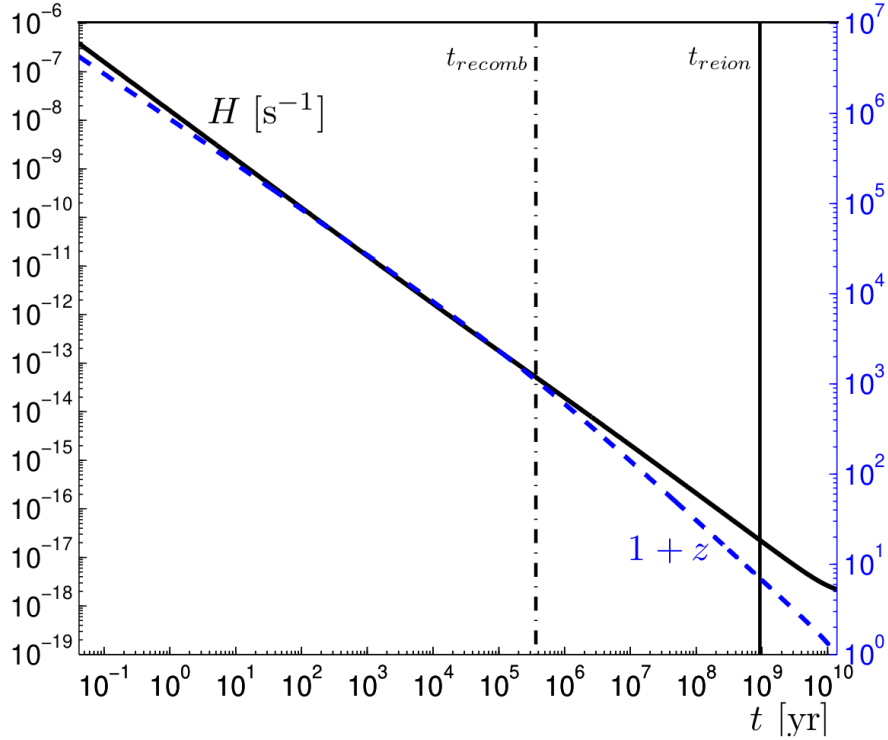


Fig. 4. Temporal evolution of the Hubble parameter H (in units 1/s) (left-hand scale) and of redshift $1+z$ (right-hand scale, blue). *Adapted from Ref. [42].*

are shown in Fig. 4 spanning a wide ranging domain following on the domain of interest in this work.

There is a visible deviation from a power law behavior in Fig. 4 due to the transitions from radiation to matter dominated and from matter to dark energy dominated expansion we saw in Fig. 3. To achieve an increase H in the current epoch beyond what is expected all it takes is to have the value of q a bit more negative, said differently closer to being dark energy dominated altering the balance between matter, radiation (neutrinos, photons) and dark energy. We conclude that it is important to understand the particle content of the Universe which we used to construct these results in order to understand the riddle of the Hubble value tension.

Relation between time and temperature

To determine the relation between time and temperature as the Universe evolves we first consider comoving entropy conservation,

$$S = \sigma V \propto g_*^s T^3 a^3 = \text{constant}, \quad (1.56)$$

where g_*^s is the entropy degree of freedom and a is the scale factor. Differentiating the entropy with respect to time t we obtain

$$\left[\frac{\dot{T}}{g_*^s} \frac{dg_*^s}{dT} + 3 \frac{\dot{T}}{T} + 3 \frac{\dot{a}}{a} \right] g_*^s T^3 a^3 = 0, \quad \dot{T} = \frac{dT}{dt}. \quad (1.57)$$

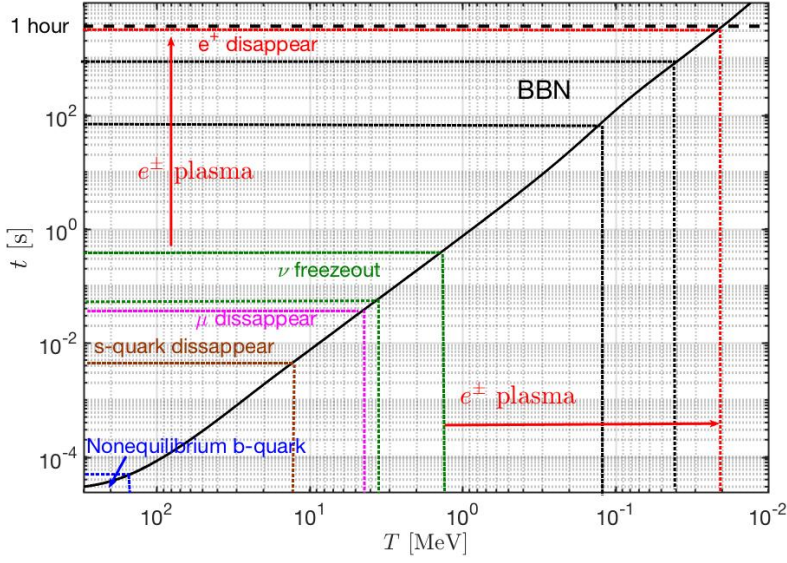


Fig. 5. The relation between time and temperature in the first hour of the Universe beginning shortly before QGP hadronization $300 \text{ MeV} > T > 0.02 \text{ MeV}$ and ending with antimatter disappearance. Temperature/time range for several epochs is indicated. *Adapted from Ref. [29].*

The square bracket has to vanish. Solving for \dot{T} we obtain

$$\frac{dT}{dt} = -\frac{HT}{1 + \frac{T}{3g_*^s} \frac{dg_*^s}{dT}}. \quad (1.58)$$

Taking the integral the relation between time and temperature in the primordial Universe is obtained

$$t(T) = t_0 - \int_{T_0}^T \frac{dT}{T H} \left[1 + \frac{T}{3g_*^s} \frac{dg_*^s}{dT} \right], \quad H = \sqrt{\frac{8\pi G_N}{3} \rho_{tot}(T)}, \quad (1.59)$$

where T_0 and t_0 represent the initial temperature and time respectively. $H = \dot{a}/a$ is the Hubble parameter Eq.(1.40) related to the total energy density ρ_{tot} in the Universe by the Hubble equation Eq.(1.5) restated for convenience. The temperature derivative of the entropy degrees of freedom, g_*^s seen in Fig.2 allows us to obtain a smooth time-temperature relation shown in Fig.5. We are using here the particle inventory in the Universe discussed earlier.

In Fig.5 the black line presents the computed relation between time t [s] (ordinate, increasing scale) and temperature T [MeV] (abscissa, decreasing scale) during the first hour of the evolution of the Universe, reaching down to the temperature $T = 10 \text{ keV}$. Vertical and horizontal lines indicate some characteristic epochal events related to the Universe particle inventory, as marked.

In the temperature range we consider in this work, $T > 0.02 \text{ MeV}$, particle-matter-radiation content of the Universe is relevant. There is vanishing dependence on ΛCDM model. However, in the contemporary Universe, the ΛCDM model uncertainties related to the lack of understanding of ‘darkness’ and the need to know the pie-chart composition of the Universe at least at one ‘initial’ time compound making in our

view the direct measurements of H_0 a value that the extrapolations from recombination epoch should aim to resolve, eliminating the Hubble tension. Such a current epoch biased fit of data would provide as example the so called effective number of neutrino degrees of freedom that we address further below, see Sec. 3.3.

Neutrinos in the cosmos

In the primordial Universe the neutrinos are kept in equilibrium with cosmic plasma via the weak interaction processes, which at temperatures below $\mathcal{O}(20)$ MeV involve predominantly the e^+e^- -pair plasma. However, as the Universe expands, these weak interactions gradually became too slow to maintain equilibrium, neutrinos ceased interacting and decouple from the cosmic background as we describe in this report in detail in the temperature range $T = 2.5 \pm 1.5$ MeV.

According to theoretical models we and others have developed, at around 1 MeV all cosmic neutrinos have stopped interacting. Neutrinos evolve as free-streaming particles in the Universe responding only to gravitational background they co-create, as individual particles they are unlikely to interact again in the rapidly expanding and diluting Universe. Today they are the relic neutrino background. We recall that photons become free-streaming much later, near to 0.25 eV and today they make up the Cosmic Microwave Background (CMB), currently at a temperature $T_{\gamma,0} = 2.726$ K = 0.2349 MeV.

The relic neutrino background carries important information about our primordial Universe: If we ever achieve relic neutrino experimental observation we will be observing our Universe when it was about 1 sec old. Since photons were reheated by ensuing electron-positron annihilation, the neutrino relic background should have a lower temperature and we show below $T_\nu^0 \simeq 1.95$ K $\simeq 0.168$ MeV in the present epoch. The relic neutrinos have not been directly measured, but their impact on the speed of expansion of the Universe is imprinted on the CMB. Indirect measurements of the relic neutrino background, such as by the Planck satellite [10, 39, 40], constrain to some degree in model dependent analysis the neutrino properties such as number of massless degrees of freedom and a bound on mass.

We know that the the neutrinos are not massless particles and we return to discuss how this insight was gained. Their square mass difference Δm_{ij}^2 has been determined [21]:

$$\Delta m_{21}^2 = 73.9 \pm 2 \text{ MeV}^2, \quad (1.60)$$

$$\Delta m_{32}^2 = 2450 \pm 30 \text{ MeV}^2. \quad (1.61)$$

Thus neutrino mass values can be ordered in the normal mass hierarchy ($m_1 \ll m_2 < m_3$) or inverted mass hierarchy ($m_3 \ll m_1 < m_2$).

All three mass states remained relativistic until the temperature dropped below their rest mass. Today one of the neutrinos could be still relativistic. We will return in Sec. 3.6 to discuss the relic massive neutrino flux in the Universe.

We will study the neutrino freeze-out temperature in the context of the kinetic Boltzmann-Einstein equation for the three flavors, and refine the results by noting that there are three different freeze-out processes for neutrinos:

1. Neutrino chemical freeze-out: the temperature at which neutrino number changing processes such as $e^-e^+ \rightarrow \nu\bar{\nu}$ effectively cease. After chemical freeze-out, there are no reactions that, in a noteworthy fashion, can change the neutrino abundance and so particle number is conserved.
2. Neutrino kinetic freeze-out: the temperature at which the neutrino momentum exchanging interactions such as $e^\pm\nu \rightarrow e^\pm\nu$ are no longer occurring rapidly enough to maintain an equilibrium momentum distribution.

3. Collisions between neutrinos $\nu\nu \rightarrow \nu\nu$ are capable of re-equilibrating energy within and between neutrino flavor families. These processes end at a yet lower temperature and the neutrinos will be free-streaming from that point on.

To obtain the freeze-out temperature $T = \mathcal{O}(2.5 \pm 1.5 \text{ MeV})$, we solve the Boltzmann-Einstein equation including all required collision terms. To be able to do this we developed a new method for analytically simplifying the collision integrals and showing that the neutrino freeze-out temperature is controlled by one fundamental coupling constants and particle masses. We give further discussion of these methods in Sec. 3.4. The required mathematical theory and numerical method is developed in Appendices B, C, and D. Our report follows the comprehensive investigation of neutrino freeze-out found also in Jeremiah Birrell PhD thesis [2].

The freeze-out temperature we obtain depends only on the magnitude of the symmetry breaking Weinberg angle $\sin^2(\theta_W)$, and a dimensionless relative interaction strength parameter η ,

$$\eta \equiv M_p m_e^3 G_F^2, \quad M_p \equiv \sqrt{\frac{1}{8\pi G_N}}, \quad (1.62)$$

a combination of the electron mass m_e , Newton constant G_N (expressed above in terms of Planck mass M_p , Eq. (1.6)), and the Fermi constant G_F . These dimensionless strength parameters in the present-day vacuum state have the following values

$$\eta_0 \equiv M_p m_e^3 G_F^2|_0 = 0.04421, \quad \sin^2(\theta_W) = 0.2312. \quad (1.63)$$

The magnitude of neither η nor of the Weinberg angle is fixed by known phenomena. Therefore both the interaction strength η and $\sin^2(\theta_W)$ could be subject to variation as a function of time or temperature. Therefore it is of interest to study the neutrino freeze-out as function of these parameters. The dependence of neutrino freeze-out temperatures on η is shown in Fig. 6 and the dependence on the Weinberg angle is shown in Fig. 7. The present day vacuum value of Weinberg angle puts the ν_μ, ν_τ freeze-out temperature, seen in the bottom pane of Fig. 7, near its maximum value.

We do not explore here the pivotal insight that neutrinos in elementary processes are not produced in mass eigenstates but in flavor eigenstates. Due to the difference in the three neutrino masses the propagating flavor eigenstates contain three coherent amplitudes moving at different velocity. This leads to the experimentally observed oscillation of neutrino flavor as function of travel distance. This is also how the constraints on neutrino masses shown above were obtained.

How does this neutrino mixing impact neutrino freeze-out? We inspect our results to understand the hierarchy of freeze-out: Near to freeze-out temperature the electron-neutrino can still ‘annihilate’ on electrons while the absence of muons and taus in the cosmic plasma at a temperature of a few MeV makes these two neutrino flavors less interactive and their freeze-out temperature is higher. Oscillation thus provides a mechanism in which the heavier flavors remain reactive in matter as they share in the more interactive electron-neutrino component. Conversely, electron-neutrino interaction is weakened since only a part of this flavor wave remains available to interact. The net effect was found negligible in the work of Mangano et. al. [26]. The impact of the cosmic magnetic field on neutrino oscillation is an avenue for further research [45].

In regard to our results one can say that the differences in freeze-out between the three different flavors diminishes allowing for oscillations. We chose not to quantify this effect as the mixing of neutrino mass eigenstates into flavor eigenstates and neutrino masses remain a vibrant research field. Without knowing all the required input

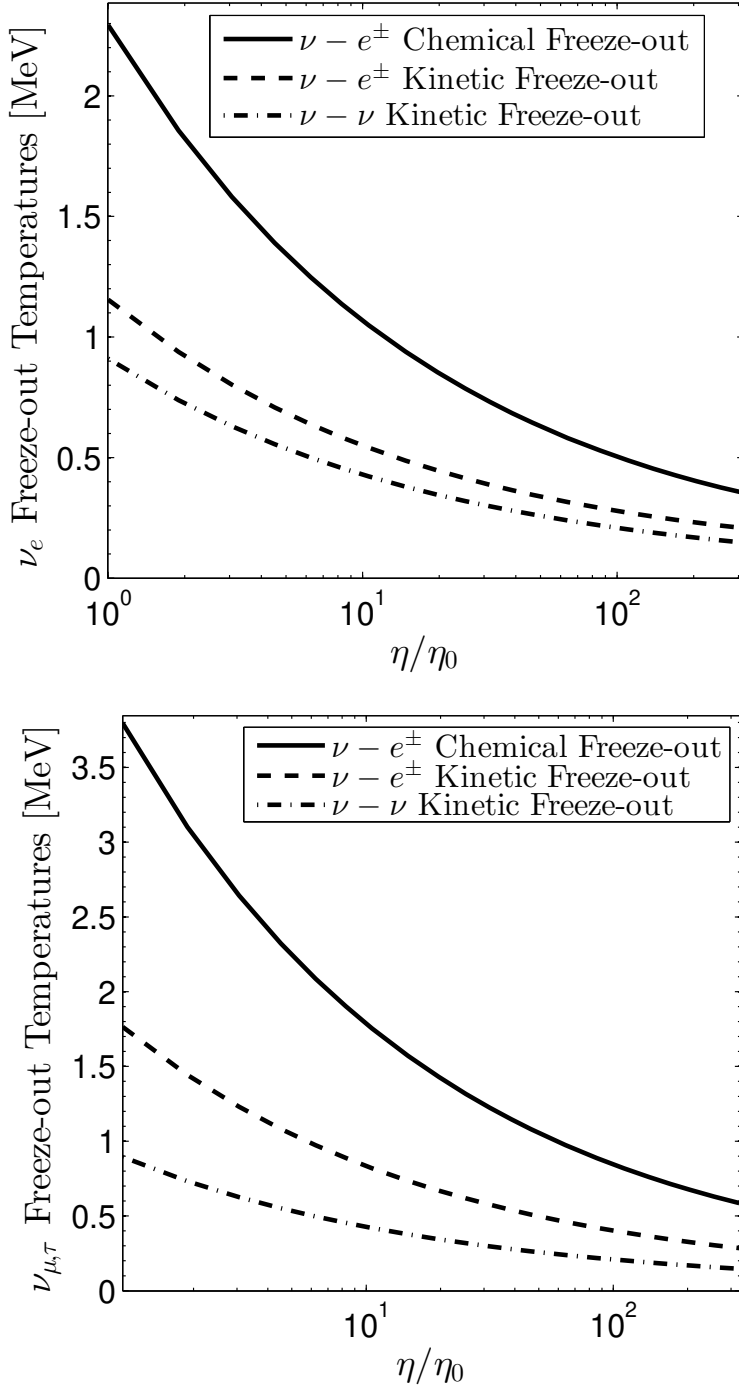


Fig. 6. Freeze-out temperatures for electron neutrinos (top) and μ , τ neutrinos (bottom) for the three types of processes, see insert, as functions of interaction strength $\eta > \eta_0$. Published in Ref. [44] under the [CC BY 4.0](#) license

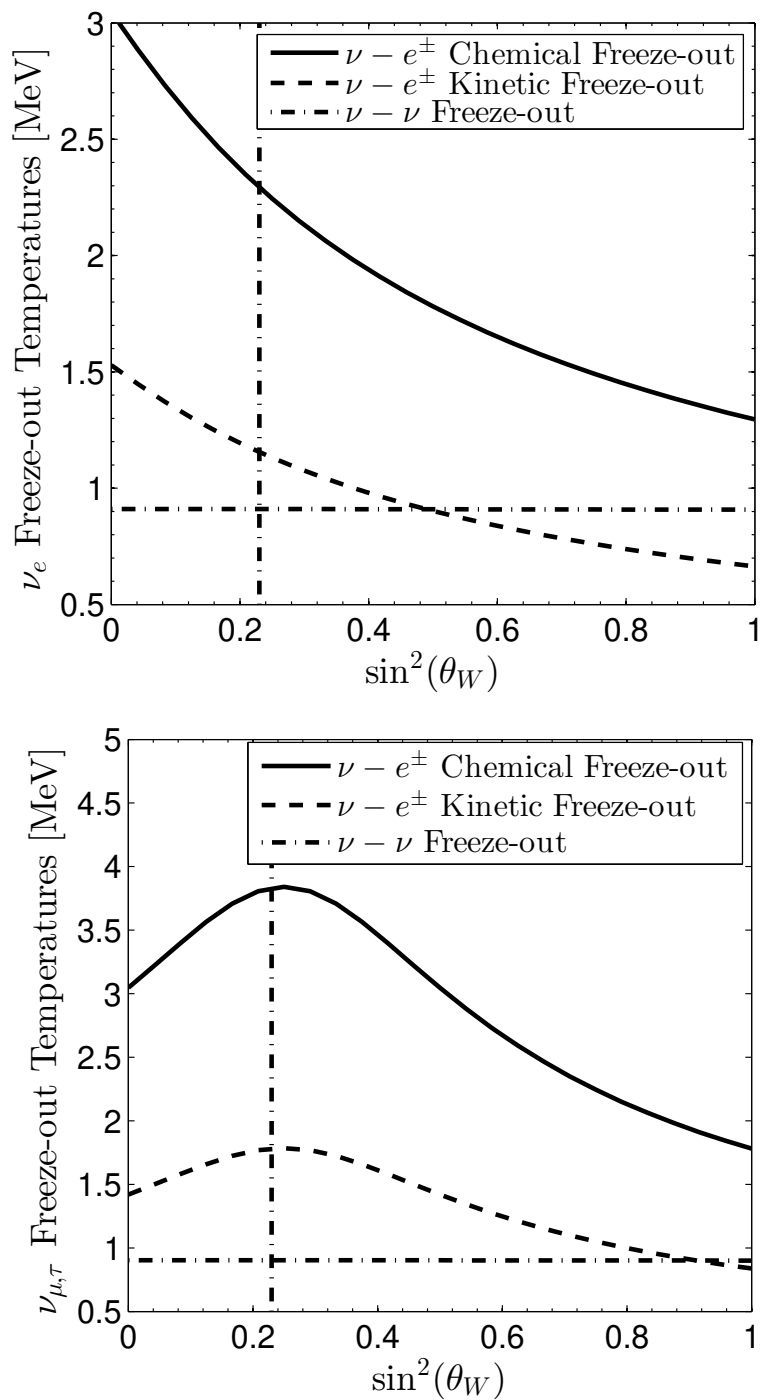


Fig. 7. Freeze-out temperatures for electron neutrinos (top) and μ, τ neutrinos (bottom) for three types of processes, see insert, as functions of the value of the Weinberg angle $\sin^2(\theta_W)$. Vertical line is at present epoch $\sin^2(\theta_W) = 0.23$. Published in Ref. [44] under the *CC BY 4.0* license

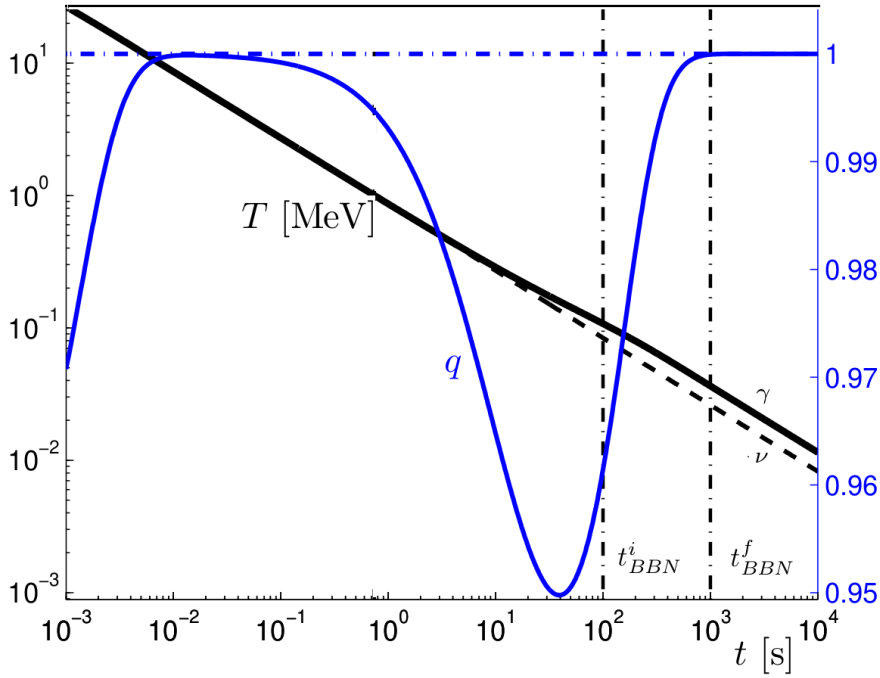


Fig. 8. The first hours in the lifespan of the Universe from the end of baryon antimatter annihilation through BBN: Deceleration parameter q (blue line, right-hand scale) shows impact of emerging antimatter components; at millisecond scale anti-baryonic matter and at 35 sec. scale positronic nonrelativistic matter appears. The left-hand scale shows photon γ temperature T in eV, dashed is the emerging lower value for neutrino ν which are not reheated by e^+e^- annihilation. Vertical lines bracket the BBN domain. *Published in Ref. [44] under the CC BY 4.0 license. Adapted from Ref. [42]*

parameters the outcome is uncertain. Given the results we obtained and methods we developed we will be able, once the neutrino mixing and masses are well understood, to update our results.

A discussion of the implications and connections of the results on neutrino freeze-out to other areas of physics, including BBN and dark radiation is described in more detail in [44, 46, 47, 48].

We now characterize the era $30 \text{ MeV} > T > 0.01 \text{ MeV}$. At the high end muons and pions are nonrelativistic and are disappearing from the Universe, we then pass through neutrino decoupling and the era where e^+e^- -pairs become nonrelativistic. In Fig. 8 the black line refers to the left ordinate and shows the temperature as a function of time, dashed the lower value of T for free-streaming neutrinos. We further indicate in Fig. 8 the domain of Big-Bang Nucleosynthesis (BBN) [49], the period when the lighter elements were synthesized amidst of a e^+e^- -pair plasma, which is already reduced in abundance but not entirely eliminated. This insight will keep us very busy in this report.

The blue lines in Fig. 8 refer to the right ordinate: The horizontal dot-dashed line for $q = 1$ shows the pure radiation dominated value with two exceptions. In Fig. 8 the unit of time is seconds and the range spans the domain from fractions of a millisecond to a few hours.

The just noted presence of massive pions and muons reduces the value of q towards matter dominated near to the maximal temperature shown. Second, when the

temperature is near the value of the electron mass, the e^+e^- -pairs are not yet fully depleted but already sufficiently nonrelativistic to cause another dip in q towards matter-dominated value. These dips in q are not large; the Universe is still predominantly radiation-dominated. But q provides a sensitive measure of when various mass scales become relevant and is therefore a good indicator for the presence of a reheating period, where some particle population disappears and passes its entropy to the thermal background.

Reheating history of the Universe

At times where dimensional scales are irrelevant, entropy conservation means that temperature scales inversely with the scale factor $a(t)$. This follows from the only contributing scale being T and therefore by dimensional counting $\rho \simeq 3P \propto T^4$. However, as the temperature drops and at their respective $m \simeq T$ scales, successively less massive particles annihilate and disappear from the thermal Universe. Their entropy reheats the other degrees of freedom and thus in the process, the entropy originating in a massive degree of freedom is shifted into the effectively massless degrees of freedom that still remain.

This causes the $T \propto 1/a(t)$ scaling to break down; during each of these ‘reorganization’ periods the drop in temperature is slowed by the concentration of entropy in fewer degrees of freedom, leading to a change in the reheating ratio, R , defined as

$$R \equiv \frac{1+z}{T_\gamma/T_{\gamma,0}}, \quad 1+z \equiv \frac{a_0}{a(t)}. \quad (1.64)$$

The reheating ratio connects the photon temperature redshift to the geometric redshift, where a_0 is the scale factor today (often normalized to 1) and quantifies the deviation from the scaling relation between $a(t)$ and T . There is additional Universe expansion due to reheating of remaining degrees of freedom so that the total entropy is conserved as entropy in particles decreases. This is Universe reheating inflation.

The change in R can be computed by the drop in the number of degrees of freedom and we learn from this actual redshift $1+z$. For the just discussed era $30 \text{ MeV} > T > 0.01 \text{ MeV}$, we show in Fig. 9 in blue the value of $1+z$ as a function of time and in black (left ordinate) the value of $H[\text{s}^{-1}]$. It is interesting to observe that study of BBN extends the range of redshift explored to $10^8 < 1+z_{\text{BBN}} < 10^9$.

We are interested in determining by how much the Universe inflated in addition to its expected expansion in follow-up on particle disappearance from inventory. We begin at the highest temperature to count the particle degrees of freedom: At a temperature on the order of the top quark mass, when all standard model particles were in thermal equilibrium, the Universe was pushed apart by 28 bosonic and 90 fermionic degrees of freedom. The total number of degrees of freedom can be computed as discussed below.

For bosons we have the following: the doublet of charged Higgs particles has $4 = 2 \times 2 = 1 + 3$ degrees of freedom – three will migrate to the longitudinal components of W^\pm, Z when the electro-weak vacuum freezes and the EW symmetry breaking arises, while one is retained in the one single dynamical charge-neutral Higgs particle component. In the massless stage, the $\text{SU}(2) \times \text{U}(1)$ theory has $4 \times 2 = 8$ gauge degrees of freedom where the first coefficient is the number of particles (γ, Z, W^\pm) and each massless gauge boson has two transverse conditions of polarization. Adding in $8_c \times 2_s = 16$ gluonic degrees of freedom we obtain $4+8+16=28$ bosonic degrees of freedom.

The count of fermionic degrees of freedom includes three f families, two spins s , another factor two for particle-antiparticle duality. We have in each family of flavors a doublet of $2 \times 3_c$ quarks, 1-lepton and 1/2 neutrinos (due left-handedness which was not implemented counting spin). Thus we find that a total $3_f \times 2_p \times 2_s \times (2 \times$

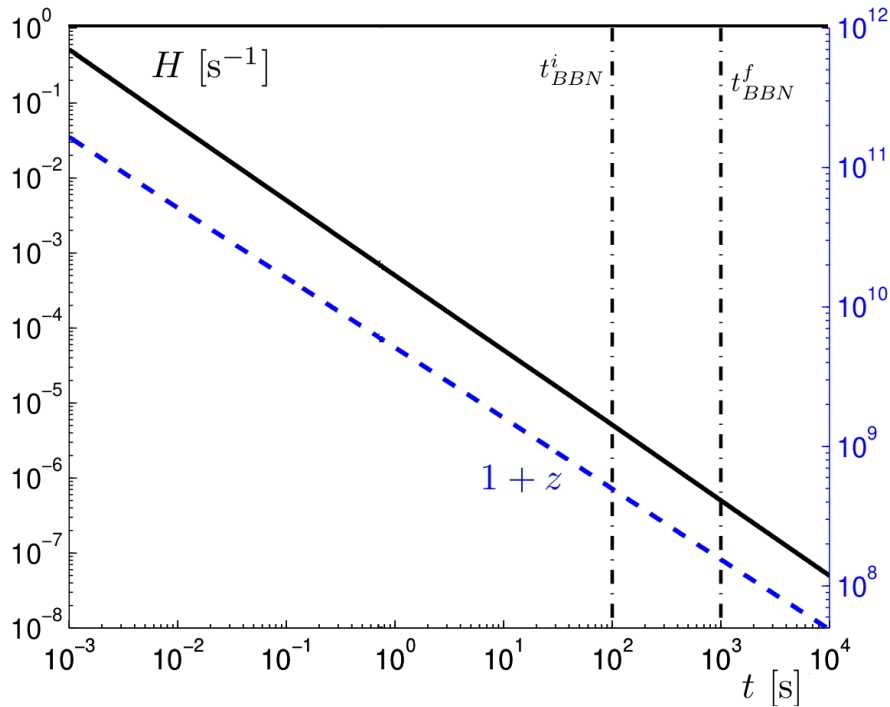


Fig. 9. First hours in the evolution of the Universe: Hubble parameter H in units $[1/s]$ (left-hand scale) and the redshift $1+z$ (right-hand scale, blue) spanning the epoch from well below the end of baryon antimatter annihilation through BBN, compare Fig. 8. Adapted from Ref. [42]. Published in Ref. [44] under the [CC BY 4.0 license](#)

$3_c + 1_l + 1/2_\nu) = 90$ fermionic degrees of freedom. We further recall that massless fermions contribute $7/8$ of that of bosons in both pressure and energy density. Thus the total number of massless Standard Model particles at a temperature above the top quark mass scale, referring by convention to bosonic degrees of freedom, is $g_{\text{SM}} = 28 + 90 \times 7/8 = 106.75$.

In Fig. 10 we show the reheating ratio R Eq. (1.64) as a function of time beginning in the primordial elementary particle Universe epoch on the left, connecting to the present epoch on the right. The periods of change seen in Fig. 10 come when the evolution temperature crosses the mass of a particle species that is in equilibrium. One can see drops corresponding to the disappearance of thermal particle yields as indicated. After e^+e^- annihilation on the right, there are no significant degrees of freedom remaining to annihilate and feed entropy into photons, and so R remains constant until today. We do not model in detail the QGP phase transition and hadronization period near $T \simeq O(150 \text{ MeV})$, $t \simeq 20 \mu\text{s}$ covering-up the resultant kinky connection. A more precise model using lattice QCD, see *e.g.* [50], together with a high temperature perturbative QCD expansion, see *e.g.* [51], can be considered. These complex details do not impact this study and so we do not consider these issues further here.

As long as the microscopic local dynamics are at least approximately entropy conserving, the total drop in R is entirely determined by the global entropy conservation governing expansion of the Universe based on FLRW cosmology. Namely, the magnitude of the drop in R seen in Fig. 10 is a measure of the number of degrees of freedom that have disappeared from the Universe. Consider two times t_1 and t_2 at which all particle species that have not yet annihilated are effectively massless. By conservation

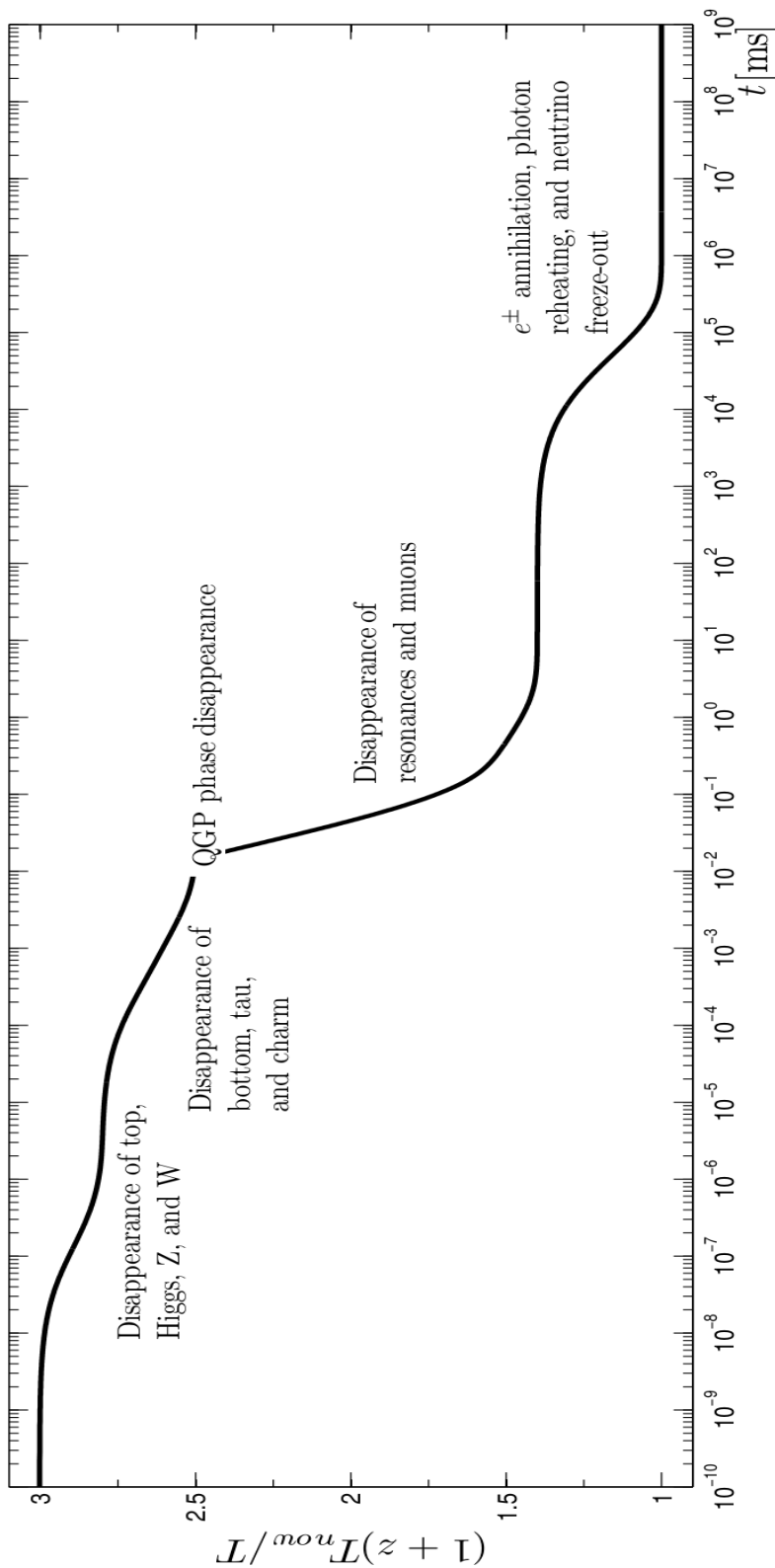


Fig. 10. Universe inflation due to the disappearance of degrees of freedom as a function of time t [ms] (milliseconds). The Universe volume inflated by approximately a factor of 27 above the naive thermal redshift scale as massive particles disappeared successively from the inventory while entropy remained conserved. Adapted from Ref. [2]

of comoving entropy and scaling $T \propto 1/a$ we have

$$1 = \frac{a_1^3 S_1}{a_2^3 S_2} = \frac{a_1^3 \sum_i g_i T_{i,1}^3}{a_2^3 \sum_j g_j T_{j,2}^3}, \quad \left(\frac{R_1}{R_2}\right)^3 = \frac{\sum_i g_i (T_{i,1}/T_{\gamma,1})^3}{\sum_j g_j (T_{j,2}/T_{\gamma,2})^3}, \quad (1.65)$$

where the sums are over the total number of degrees of freedom present at the indicated time and the degeneracy factors g_i contain the $7/8$ factor for fermions. In the second form we divided the numerator and denominator by $a_0 T_{\gamma,0}$.

We distinguish between the temperature of each particle species and our reference temperature, the photon temperature. This is important since today neutrinos are colder than photons, due to photon reheating from e^+e^- annihilation occurring after neutrinos decoupled (this is only an approximation, a point we will study in detail in subsequent chapters). By conservation of entropy one obtains the neutrino to photon temperature ratio of

$$T_\nu/T_\gamma = (4/11)^{1/3}. \quad (1.66)$$

We will call this the reheating ratio in the decoupled limit.

We now compute the total drop in R shown in Fig. 10. At $T = T_\gamma = \mathcal{O}(130 \text{ GeV})$ the number of active degrees of freedom is slightly below $g_{\text{SM}} = 106.75$ due to the partial disappearance of top quarks t which have mass 174 GeV , but this approximation will be good enough for our purposes. At this primordial time, all the species are in thermal equilibrium with photons.

Today we have 2 photon and $7/8 \times 6$ neutrino degrees of freedom and a neutrino-to-photon temperature ratio Eq. (1.66). Therefore, for the overall reheating ratio since the primordial elementary particle Universe epoch we have

$$\left(\frac{R_{100\text{GeV}}}{R_{\text{now}}}\right)^3 = \frac{g_{\text{SM}}}{g_{\text{now}}} = \frac{106.75}{2 + \frac{7}{8} \times 6 \times \frac{4}{11}} \approx 27.3 \quad (1.67)$$

which is the fractional change we see in Fig. 10. The meaning of this factor is that the Universe approximately inflated by a factor 27 above the thermal redshift scale as massive particles disappeared successively from the inventory.

Another view of the reheating is implicit in our presentation of particle energy inventory in Fig. 1.1. There the initial highest temperature is on the right at the end of the hadron era marked by the disappearance of muons and pions and other heavier particles as marked. This constitutes a major reheating period, with energy and entropy from these particles being transferred to the remaining e^+e^- , photon, neutrino plasma. Continuing to $T = \mathcal{O}(1) \text{ MeV}$, we come to the annihilation of e^+e^- and the photon reheating period. Notice that only the photon energy density fraction increases here. As discussed above, a common simplifying assumption is that neutrinos are already decoupled at this time and hence do not share in the reheating process, leading to a difference in photon and neutrino temperatures Eq. (1.66).

After passing through a long period, from $T = \mathcal{O}(1) \text{ MeV}$ until $T = \mathcal{O}(1) \text{ eV}$, where the energy density is dominated by photons and free-streaming neutrinos, we then come to the beginning of the matter dominated regime, where the energy density is dominated by dark matter and baryonic matter. This transition is the result of the redshifting of the photon and neutrino de Broglie wavelength and hence particle energy, for relativistic particles $\rho \propto T^4$, whereas for nonrelativistic matter $\rho \propto a^{-3} \propto T^3$. Note that our inclusion of neutrino mass causes the leveling out of the neutrino energy density fraction during this period, as compared to the continued redshifting of the photon energy.

Finally, as we move towards the present day CMB temperature of $T_{\gamma,0} = 0.235 \text{ meV}$ on the left-hand side, we have entered the dark energy dominated regime. For

the present day values, we have used the fits from the Planck data [10, 39, 40] of 69% dark energy, 26% dark matter and 5% baryons (and zero spatial curvature). The photon energy density is fixed by the CMB temperature $T_{\gamma,0}$ and the neutrino energy density is fixed by $T_{\gamma,0}$ along with the photon to neutrino temperature ratio. Both constitute $< 1\%$ of the current energy budget in the pie chart of the Universe.

The baryon-per-entropy density ratio

An important result of the FLRW cosmology is that following on the era of matter genesis both baryon and entropy content is conserved in the comoving volume, that is the volume where length scales account for the Universe $a(t)$ expansion scale parameter. Therefore the ratio of baryon number density to visible matter entropy density remains constant throughout the evolution of the thermally equilibrated Universe.

Baryonic dust floating in the Universe dilutes due to volume growth with the $a(t)^3$ factor. The entropy described using the entropic degrees of freedom g_s^* seen in Fig. 2 scales overall with the third power of Temperature and thus with the third power of the same expansion parameter, $a(t)^3$. During the short epochs when mass matters, scattering allows the disappearing massive particles to transfer their entropy to the remaining thermal background such that the scale parameter $a(t)$ inflates in each period of reheating, see prior discussion.

By these considerations, we have

$$\left. \frac{n_B - n_{\bar{B}}}{\sigma} = \frac{n_B - n_{\bar{B}}}{\sigma} \right|_{t_0} = \text{Const.} \quad (1.68)$$

The subscript t_0 denotes the present day condition, and σ is the total entropy density. The observation gives the present baryon-to-photon ratio [21] $5.8 \times 10^{-10} \leq (n_B - n_{\bar{B}})/n_\gamma \leq 6.5 \times 10^{-10}$. This small value quantifies the matter-antimatter asymmetry in the present day Universe, and allows the determination of the present value of baryon per entropy ratio [11, 52, 6]:

$$\left. \frac{n_B - n_{\bar{B}}}{\sigma} \right|_{t_0} = \eta_\gamma \left(\frac{n_\gamma}{\sigma_\gamma + \sigma_\nu} \right) = (8.69 \pm 0.05) \times 10^{-11}, \quad \eta_\gamma = \frac{(n_B - n_{\bar{B}})}{n_\gamma}, \quad (1.69)$$

where the value $\eta_\gamma = (6.14 \pm 0.02) \times 10^{-10}$ [21] is used in calculation.

To obtain the above ratio, we have considered the Universe today to be containing photons and free-streaming massless neutrinos [8], and σ_γ and σ_ν are the entropy densities for photon and neutrino respectively. We have

$$\frac{\sigma_\nu}{\sigma_\gamma} = \frac{7}{8} \frac{g_\nu}{g_\gamma} \left(\frac{T_\nu}{T_\gamma} \right)^3, \quad \frac{T_\nu}{T_\gamma} = \left(\frac{4}{11} \right)^{1/3}, \quad (1.70)$$

and the entropy-per-particle for massless bosons and fermions are given by [6]

$$\sigma/n|_{\text{boson}} \approx 3.60, \quad \sigma/n|_{\text{fermion}} \approx 4.20. \quad (1.71)$$

The evaluation of entropy of free-streaming fluid in terms of effectively massless $m a_f/a(t)$ free-streaming particles (neutrinos) needs further consideration, as does the free-streaming particles entropy definition. We will return to consider these very important questions in the near future.

2 Quark and Hadron Universe

2.1 Heavy particles in the QGP epoch

Matter phases in extreme conditions

This section will be focused on a few examples of interest to cosmological context. In the temperature domain below electro-weak (EW) boundary near $T = 130$ GeV we explore in preliminary fashion novel and interesting physical processes. We will consider the Higgs, meson, and the heavy quarks t, b, c with emphasis on bottom quarks. We will show that the bottom quarks can deviate from chemical equilibrium $\Upsilon \neq 1$ by breaking the detailed balance between production and decay reactions. It is easy to see considering temperature scaling and additional degrees of freedom that the energy density of matter near to EW phase transition is a stunning 12 orders of magnitude greater compared to the benchmark we discussed for QGP-hadronization, see Eq. (1.2).

The dynamical bottom b, \bar{b} -quark pair abundance depends on the competition between the strong interaction two gluon fusion process into $b\bar{b}$ -pair and weak interaction decay rate of these heavy quarks. This lead to the off-equilibrium phenomenon of the bottom quark freeze-out in abundance near the hadronization temperature as discussed in Ref. [53] and below. Here we further argue that the same unusual situation could exist for any other heavy particle in QGP at a temperature well below their mass scale $m_h \simeq 125$ GeV. Note that the ‘official’ abbreviation for the Higgs-particle is H^0 or subscript ‘H’. This conflicts with: a) The Hubble parameter in current epoch H_0 and with: b) The hadron gas subscript which is either ‘HG’ or ‘H’ in literature. Therefore in this report the Higgs-particle is abbreviated using the (subscript) symbol h which has less conflicted meaning. We study as an example the abundance of the Higgs-particle at condition $m_h \gg T$. Higgs is a particularly interesting case due to its special position in the particle ZOO and a narrow width.

We also explore the properties of hadronic phase after hadronization with special emphasis on gaining an understanding about the strangeness s, \bar{s} content of the Universe which persists to unexpectedly low temperature. Many of the methods we use in this context were developed in order to understand the properties of strongly interacting QGP formed in relativistic *i.e.* high-energy heavy-ion *i.e.* nuclear collision experiments. Such experimental program is in progress at the Relativistic heavy-ion Collider (RHIC) at BNL-New York and the Large Hadron Collider (LHC) at CERN.

Let us remind the reasons why the dynamics of particles and plasma in the primordial Universe differs greatly from the laboratory environment. We focus here on the case of QGP-hadron phase boundary but a similar list applies to other era boundaries:

1. The primordial Big-Bang QGP epoch lasts for about $20 \mu\text{s}$. On the other hand, the QGP formed in collision micro-bangs has a lifespan of around 10^{-23} s.
2. In the primordial Universe the microscopic transformation of quarks into hadrons proceeded through creation of the so called mixed phase allowing for local equilibration and a full relaxation of strongly interacting degrees of freedom during about $10 \mu\text{s}$ [52]. Contemporary lattice QCD model simulations predict a smooth transformation as well. The transformation in the laboratory is much closer to what can be called explosive and sudden conversion of quarks into hadronic (confined) degrees of freedom [54]. Such a situation can mimic phenomena usually observed in a true phase transition of first order.
3. Half of the degrees of freedom present in the Universe (charged leptons, photons, neutrinos) are not part of the thermal laboratory micro-bang.
4. Experimental reach today is at and below $T \simeq 0.5$ GeV allowing to explore the hadronization process of the QGP but not the heavy particle (h, W, Z, t) content, b and c quarks are difficult to study.

5. Though the baryon content of the laboratory QGP is very low it is probably also much higher compared to the observed baryon asymmetry in the Universe.

Higgs equilibrium abundance in QGP

We would like to show that it is of interest to study the Higgs particle dynamics at relatively late stage of Universe evolution. This is an ongoing project which is described here for the first time. We are now considering in the primordial Universe the temperature range $10 \text{ GeV} > T > 1 \text{ GeV}$, and recall the mass of the Higgs-particle $m_h \simeq 125 \text{ GeV}$. Therefore the number density of the Higgs can be written using the relativistic Boltzmann approximation

$$n_h = \frac{\Upsilon_h}{2\pi^2} T^3 W(m_h/T) \quad W(m_h/T) = \left(\frac{m_h}{T}\right)^2 K_2(m_h/T) \quad (2.1)$$

where K_2 is the modified Bessel function of integer index '2'.

We are interested in comparing the abundance of the Higgs-particle to the net abundance of baryon excess over antibaryons to determine at which temperature the Higgs-particle yield drops below this tiny Universe asymmetry. Our interest derives from the question how far down in temperature a baryon number breaking Higgs-particle decay could be of relevance. Clearly, once the Higgs-particle yield falls far below baryon asymmetry yield it would be difficult to argue that Higgs-particle sourced mechanism can contribute to a significant growth of the baryon asymmetry in the Universe. Moreover, comparing to baryon asymmetry provides in our opinion a good measure of general physical relevance. After all, our present Universe structure derives from this small asymmetry, probably developed in the primordial epoch we explore here.

The density between Higgs and baryon asymmetry (quark-antiquark asymmetry) can be written normalizing to ambient entropy density

$$\frac{n_h}{(n_B - n_{\bar{B}})} = \frac{n_h}{\sigma_{tot}} \left(\frac{\sigma_{tot}}{n_B - n_{\bar{B}}} \right) = \frac{n_h}{\sigma_{tot}} \left[\frac{\sigma_{\gamma,\nu}}{n_B - n_{\bar{B}}} \right]_{t_0}. \quad (2.2)$$

Assuming there is no 'late' baryon genesis and entropy conserving Universe expansion, we introduce in Eq. (1.69) in the last equality the present day value of the baryon per entropy ratio. The entropy density σ_{tot} in QGP can be obtained employing the entropic degrees of freedom g_*^s , Eq. (1.25) and Fig. 2

$$\sigma_{tot} = \frac{2\pi^2}{45} g_*^s T_\gamma^3, \quad g_*^s = \sum_{i=g,\gamma} g_i \left(\frac{T_i}{T_\gamma} \right)^3 + \frac{7}{8} \sum_{i=l^\pm, \nu, u, d} g_i \left(\frac{T_i}{T_\gamma} \right)^3. \quad (2.3)$$

The entropy content at a given temperature T , to a very good approximation, is dominated by all effectively massless $m_i < T$ particles.

The baryon-to-photon density ratio η_γ allows to quantify the matter-antimatter asymmetry in the Universe. η_γ was bracketed early on by the limits $5.8 \times 10^{-10} \leq \eta \leq 6.5 \times 10^{-10}$, a more precise central 2022 PDG value $\eta_\gamma = (6.14 \pm 0.02) \times 10^{-10}$ [21] is used in our study.

The density ratio between Higgs-particle h and baryon asymmetry for the case of chemical equilibrium $\Upsilon_h = 1$ is seen in Fig. 11, solid (red) line. At temperature $T = 5.7 \text{ GeV}$ this ratio is equal to unity. This implies that Higgs-particle baryon number violating decay processes could populate and influence the baryon asymmetry down to this relatively low temperature scale, and even at lower values, due to recurrent production processes.

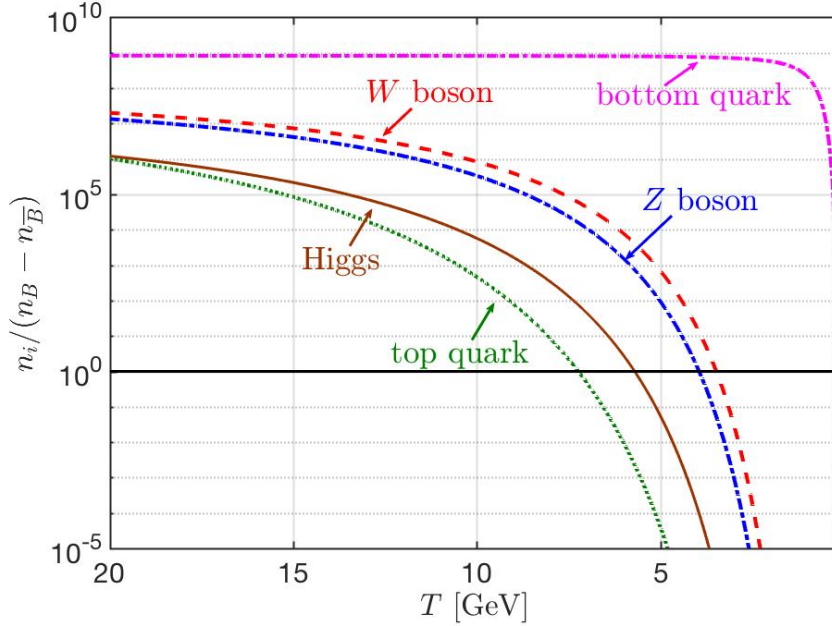


Fig. 11. The ratio between thermal equilibrium density of heavy particles t, h, Z, W, b with the baryon excess density $n_B - n_{\bar{B}}$ as a function of temperature $20 \text{ GeV} > T > 0.1 \text{ GeV}$. Adapted from Ref. [29]

Aside of the Higgs-particle we also see in Fig. 11 all other heavy particle thermal abundances normalized to baryon excess: the top quark with $m_t = 172.7 \text{ GeV}$ (dotted green), gauge bosons $m_W = 80.4 \text{ GeV}$ (dashed red), and $m_Z = 91.19 \text{ GeV}$ (dot-dashed blue). The relatively light $m_b = 4.18 \text{ GeV}$ bottom quark (dashed-dotted violet) reaches relatively quickly the asymptotic value of the ratio, 10^9 . We see that these respective relative ratios reach unity $n_i / (n_B - n_{\bar{B}}) \rightarrow 1$ at temperatures: $T_t = 7.0 \text{ GeV}$, $T_h = 5.7 \text{ GeV}$, $T_Z = 3.9 \text{ GeV}$, $T_W = 3.3 \text{ GeV}$. The bottom quark remains of interest down to hadronization temperature $T_b \simeq 0.15 \text{ GeV}$. We will look at the bottom quark freeze-out in more detail below.

Baryon asymmetry and Sakharov conditions

The small value of the baryon asymmetry in the Universe could be interpreted as being due to the initial conditions in the Universe. However, in the current standard cosmological model, it is believed that the inflation event can erase any pre-existing asymmetry between baryons and antibaryons. In this case, we need a dynamic baryogenesis process to generate excess of baryon number compared to antibaryon number in order to create the observed baryon number today.

The precise epoch responsible for the observed matter genesis η_γ in the primordial Universe has not been established yet. Several mechanisms have been proposed to explain baryogenesis with investigations typically focusing on the temperature range between GUT (grand unified theory) phase transition $T_G \simeq 10^{16} \text{ GeV}$ and the EW phase transition near $T_W \simeq 130 \text{ GeV}$ [55, 56, 57, 58, 59, 60, 61, 62, 63, 64]. The EW phase transition temperature regime was favored before mass of the Higgs-particle became known to be too heavy to allow a strong EW phase transition.

In 1967, Andrei Sakharov formulated the three conditions necessary to permit baryogenesis in the primordial Universe [65] and in 1988 he refined the three conditions as follows [66]:

Absence of baryonic charge conservation (2.4a)

Violation of CP-invariance (2.4b)

Non-stationary conditions in absence of local thermodynamic equilibrium (2.4c)

In the following we discuss these three Sakharov conditions for matter asymmetry to form, and argue that these conditions could be satisfied during the entire cosmic QGP era. We will study below in more detail the bottom quark case and argue for the Higgs-particle case. Other cases are possible. We begin our considerations with the second and third condition in Eq. (2.4) above as these can easily be recognized in laboratory and/or theoretical studies of the cosmic plasma dynamics. We discuss the first condition last.

The second Sakharov Eq. (2.4) condition requiring CP (charge conjugation \times parity) violation assures us that we can recognize, in universal manner, the difference between matter and antimatter. Clearly, we could not enhance one form with reference to the other without being able to tell matter from antimatter. CP violation allows us to share with another distant civilization that we are made of matter. A nice textbook discussion showing how to do this using the Kaon system CP violation is offered by Perkins [67].

The third Sakharov condition Eq. (2.4) is a requirement for departure from thermal equilibrium which allows the breaking of detailed balance condition: It is evident that in thermal equilibrium, the net effect of baryogenesis processes is cancelled out by equality between the forward and back-reactions. Breaking of detailed balance must be non-stationary in the sense that it does not disappear entirely slowing down the Universe expansion $H \rightarrow 0$. In other words for baryogenesis to work the breaking of detailed balance must rely on the competition between microscopic processes, and not on a competition of microscopic processes with the Hubble parameter appearing in the Einstein-Vlasov equation Eq. (1.13). We fully agree here with Sakharov's more precise thinking presented in 1988 [66].

Space-time domains near to phase transitions harbor non-stationary nonequilibrium in the expanding Universe. However, proximity of phase transformation invoked usually is not an exclusive physical environment. We will demonstrate within PP-SM how another opportunity in the primordial plasma arises: A competition between strong and EW interaction. Strong interactions can be rendered relatively weak due to mass thresholds.

We distinguish kinetic (momentum distribution) and chemical (particle abundance) equilibrium. This is so since kinetic equilibrium is usually established much more quickly, while abundance yields are more difficult to establish, especially so for particles with masses in excess, or at least similar to ambient temperatures [68, 27]. This distinction allows to recognize that detailed balance can arise without a strict chemical equilibrium condition. This is seen in other cosmic and astrophysical environments, including the nucleosynthesis processes in the Universe (BBN) and stars.

Specifically for all heavy primordial particles including the top t and bottom b quarks, W and Z gauge bosons, and the Higgs-particle h , we observe that when the Universe expands and temperature cools down well below the particle mass, the production process and decay processes create a stationary equilibrium with detailed balance outside of equilibrium. Higgs-particle is an excellent candidate for non-stationary effects due to its small and even vanishing coupling to the massless and low mass particle plasma.

We believe that the presence of chemical (abundance) nonequilibrium is a required but not sufficient condition for a baryogenesis environment. We need further either time dependence of chemical non-equilibrium processes or a sufficiently weak coupling of one of the involved particles to the thermal background in order to extend the potential for baryogenesis to a much wider temperature domain, beyond the proximity of the EW phase transition condition. Study of the Higgs-particle in this context is one of our ongoing research challenges. However, in this work we use the case of bottom quarks to demonstrate the mechanism we are exploring. We interpret the third condition of Sakharov in our specific context as follows:

- Non-stationary conditions in absence of local thermodynamic equilibrium \implies Absence of detailed balance associated with nonequilibrium yields and non-stationary particle abundance evolution.

We now return to consider the first Sakharov condition Eq. (2.4). So far all efforts to create consistent description of baryogenesis based on well studied EW phase transition near $T = 130 \text{ GeV}$ has not been able to generate the observed baryon asymmetry [55, 56, 57, 58, 59, 60, 61, 62, 63, 64]. An ad-hoc ‘far’-primordial to the era of EW phase transition baryon-antibaryon asymmetry creation seems less ‘attractive’, in the sense that we push back baryogenesis to an unknown cosmic era with mechanisms well beyond the scope of known PP-SM. Even so this is the conclusion reached after several decades of study of the EW-baryogenesis. We refer to excellent review of this efforts was presented by Morrissey and Ramsey-Musolf [63] which work invites new baryogenesis physics before EW phase transition, and to Canetti, Drewes, and Shaposhnikov [64]. We defer to these reviews in regard to intricate details of EW-baryogenesis addressed in depth there: Within the PP-SM the sphaleron mechanism plays the pivotal role (see also <https://en.wikipedia.org/wiki/Sphaleron> sourced September 2024) both in erasing any baryon asymmetry in presence of 2nd order EW phase transition and in creating asymmetry in presence of 1st order transition. The EW phase transition is, considering PP-SM parameters, widely accepted to be 2nd order. This has stimulated a not yet conclusive search for BSM (beyond standard model) extension allowing a 1st order EW transition while not contradicting the established PP-SM properties.

However, this widely adopted conclusion to look ‘beyond’, either in temperature or PP-SM is not fully compelling. We believe that the observed baryon-antibaryon asymmetry can originate in the evolution of the cosmic QGP after EW transition down to hadronization condition provided that there is a not yet discovered direct baryon conservation violating elementary process, which, for example, protects the $B - L$ (baryon minus lepton) quantum number. This is so since PP-SM does not contain baryon or lepton conservation and several minimal extensions that have been considered conserve $B - L$. We refer to Nath and Perez [69] for a wider scope review of baryon number non-conservation.

We note that the experimentally known limits on baryon number violating decay of protons were obtained at zero temperature, a very different environment compared to primordial QGP. This search could be extended to study of heavy particle decays: Of interest here would be baryon conservation violating decay of heavy elementary particles (t, h, W, Z, b). The current experimental data lack required precision to exclude baryon number violation at the sub-nano-level required to assure that these processes do not participate in cosmic baryogenesis.

Another path to recognize a mechanism of baryon excess generation is the discovery of an (effective) force in primordial QGP that could create large domain separation of baryons and antibaryons. In general the elementary quark or lepton antimatter is electrically attracted to matter. However, in the strong interaction sector there could be hidden baryon number differentiating processes: Interlocking flavor and color or-

ganization of quark matter in the so-called CFL-phase (color-flavor locked phase) [70, 71, 72] is here of interest. Another context worth further exploration are neutral composite anti-baryonic particles (*e.g.* anti-neutrons, $\bar{\Lambda}(uds)$ and more exotic variants) present abundantly during the mixed phase QGP hadronization process. We will not further explore this alternative which has not attracted much attention so far.

Production and decay of Higgs-particle in QGP

The uniqueness of the Higgs-particle among heavy PP-SM particles is also due to its stability: The total width is $\Gamma_h \simeq 2.5 \times 10^{-5} m_h$. This combines with the unexpected low value of $T = 5.7 \text{ GeV}$ of interest where the Higgs-particle yield is equal to the baryon asymmetry in the Universe. This motivates us to examine here, in a qualitative manner, the dynamical abundance of the Higgs-particle in the QGP epoch, seeking the eventual non-stationary condition needed for baryogenesis

The Higgs-particle predominantly decays via the W, Z decay channels as follows:

$$h \longrightarrow WW^* . ZZ^* \longrightarrow \text{anything} . \quad (2.5)$$

Here W^*, Z^* represent the production of virtual off-mass-shell gauge bosons decaying rapidly into relevant particle pairs. Therefore, once Higgs-particle decays via this channel, at least four particles are ultimately formed and there is no path back for $T \ll m_h$. This is so since the spectral energy of the four produced particles, on average 31 GeV, is epithermal compared to the ambient plasma at the low temperature of interest near to $T \simeq 6 \text{ GeV}$. Therefore, a back-reaction production of Higgs-particle in this channel would be weaker destroying the detailed balance required for the chemical equilibrium yield.

In the QGP epoch, the dominant production of the Higgs-particle is the bottom quark pair fusion reaction:

$$b + \bar{b} \longrightarrow h , \quad (2.6)$$

which is the inverse to the important but by far not dominant decay process of $h \rightarrow b + \bar{b}$. This means that in first approximation the detailed balance Higgs-particle yield is reached well below the chemical equilibrium.

However, there could be considerable deviation from kinetic momentum equilibrium as well. This is so since bottom fusion will in general produce a Higgs-particle out of kinetic momentum equilibrium. A heavy particle immersed into a plasma of lighter particles requires many, many collisions to equilibrate the momentum distribution. This is a well-known kinetic theory result. Moreover, the Higgs-particle interacts weakly with all lower mass particles in QGP present at $T < 10 \text{ GeV}$.

The Higgs-particle is by far the best candidate to fulfill the Sakharov non-stationary condition in the primordial Universe at a temperature range of interest to baryogenesis. A full dynamic study leading to proper understanding of the off-chemical and off-kinetic equilibrium non-stationary abundance of Higgs-particle is one of the near future projects we consider, and is therefore today beyond the scope of this report.

2.2 Heavy quark production and decay

Heavy quarks in the primordial QGP

The primordial QGP refers to the state of matter that existed in the primordial Universe, specifically for time $t \approx 20 \mu\text{s}$ after the Big-Bang. At that time the Universe was controlled by the strongly interacting particles: quarks and gluons. In this chapter, we study the heavy bottom and charm flavor quarks near to the QGP hadronization

temperature, $0.3 \text{ GeV} > T > 0.15 \text{ GeV}$, and examine the relaxation time for the production and decay of bottom/charm quarks. Then we show that the bottom quark nonequilibrium occur near to QGP–hadronization and creates the arrow in time in the primordial Universe.

In the QGP epoch, up and down (u, d) (anti)quarks are effectively massless and provide, along with gluons, some leptons, and photons, the thermal bath defining the thermal temperature. Strange (s) (anti)quarks are also found to be in equilibrium considering their weak, electromagnetic, and strong interactions; indeed this equilibrium continues in hadronic epoch until $T \approx 13 \text{ MeV}$ [7].

The massive top (t) (anti)quarks couple to the plasma via the channel [21]

$$t \leftrightarrow W + b, \quad \Gamma_t = 1.4 \pm 0.2 \text{ GeV}. \quad (2.7)$$

As is well-known, the width prevents formation of bound toponium states. Given the large value of Γ_t there is no freeze-out of top quarks until W itself freezes out. To address the top quarks in QGP, a dynamic theory for W abundance is needed, a topic we will embark on in the future.

The semi-heavy bottom (b) and charm (c) quarks can be produced by strong interactions via quark-gluon pair fusion processes. These quarks decay via weak interaction decays and their abundance depends on the competition between the strong interaction fusion processes at low temperature inhibited by the mass threshold, and weak decay reaction rates.

In the following we consider the temperature near QGP hadronization $0.3 \text{ GeV} > T > 0.15 \text{ GeV}$, and study the bottom and charm abundance by examining the relevant reaction rates of their production and decay. In thermal equilibrium the number density of light quarks can be evaluated in the massless limit, and we have

$$n_q = \frac{g_q}{2\pi^2} T^3 F(\mathcal{Y}_q), \quad F = \int_0^\infty \frac{x^2 dx}{1 + \mathcal{Y}_q^{-1} e^x}, \quad (2.8)$$

where \mathcal{Y}_q is the quark fugacity. We have $F(\mathcal{Y}_q = 1) = 3\zeta(3)/2$ with the Riemann zeta function $\zeta(3) \approx 1.202$. The thermal equilibrium number density of heavy quarks with mass $m \gg T$ can be well described by the Boltzmann expansion of the Fermi distribution function, giving

$$n_q = \frac{g_q T^3}{2\pi^2} \sum_{n=1}^{\infty} \frac{(-1)^{n+1} \mathcal{Y}_q^n}{n^4} \left(\frac{nm_q}{T}\right)^2 K_2\left(\frac{nm_q}{T}\right), \quad (2.9)$$

where K_2 is the modified Bessel functions of integer order ‘2’. In the case of interest, when $m \gg T$, it suffices to consider the Boltzmann approximation and to keep the first term $n = 1$ in the expansion. The first term $n = 1$ also suffices for both charmed c -quarks and bottom b -quarks, giving

$$n_{b,c} = \mathcal{Y}_{b,c} n_{b,c}^{th}, \quad n_{b,c}^{th} = \frac{g_{b,c}}{2\pi^2} T^3 \left(\frac{m_{b,c}}{T}\right)^2 K_2(m_{b,c}/T). \quad (2.10)$$

However, for strange s quarks, several terms are needed.

In Fig. 12 we show the equilibrium ($\mathcal{Y} = 1$) bottom and charm number density per entropy density ratio as a function of temperature T . The b -quark mass parameters shown are $m_b = 4.2 \text{ GeV}$ (blue) dotted line, $m_b = 4.7 \text{ GeV}$ (black) solid line, and $m_b = 5.2 \text{ GeV}$ (red) dashed line. For c -quark, $m_c = 0.93 \text{ GeV}$ (blue) dotted line, $m_c = 1.04 \text{ GeV}$ (black) solid line, and $m_c = 1.15 \text{ GeV}$ (red) dashed line. The entropy density is given by Eq. (1.24) and only light particles contribute significantly. Thus

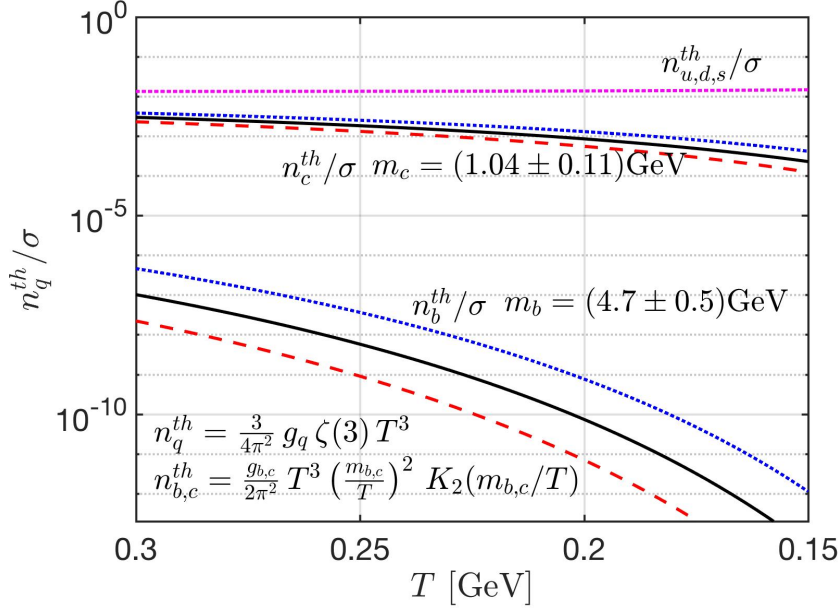


Fig. 12. The equilibrium charm and bottom quark number density normalized by entropy density, as a function of temperature in the primordial Universe, see text for discussion of different mass values. Adapted from Ref. [29]

the result we consider is independent of the actual abundance of c , b and other heavy particles.

The $m_b \simeq 5.2 \text{ GeV}$ is a typical potential model mass used in modeling bound states of bottom, and $m_b = 4.2, 4.7 \text{ GeV}$ is the current quark mass at low and high energy scales. In Fig. 12 we see that the charm abundance in the domain of interest $0.3 \text{ GeV} > T > 0.15 \text{ GeV}$ is about $10^4 \sim 10^9$ times greater than the abundance of bottom quarks. This implies that the small b, \bar{b} quark abundance is embedded in a large background comprising all lighter u, d, s, c quarks and anti-quarks, as well as gluons g .

In the following we will calculate the production and decay rate for bottom and charm quarks and compare to the Universe expansion rate. We will show that in the epoch of interest to us the characteristic Universe expansion time $1/H$ is much longer than the lifespan and production time of the bottom/charm quark. In this case, the dilution of bottom/charm quark due to the Universe expansion is slow compare to the the strong interaction production, and the weak interaction decay of the bottom/charm. Any abundance nonequilibrium will therefore be nearly stationary.

It is important for following analysis to know that the expansion of the Universe is the slowest process, allowing many microscopic reactions at a ‘fixed’ temperature range T to proceed. To show this we evaluate the Hubble relation to obtain $1/H$ [s]

$$H^2 = \frac{8\pi G_N}{3} (\rho_\gamma + \rho_{\text{lepton}} + \rho_{\text{quark}} + \rho_{g,W^\pm,Z^0}) . \quad (2.11)$$

The effectively massless particles and radiation dominate particle energy density ρ_i , defining the speed of expansion of the Universe within temperature range $130 \text{ GeV} > T > 0.15 \text{ GeV}$. We have the following particles: photons, 8 color charge gluons, W^\pm , Z^0 , three generations of 3 color charge quarks and leptons in the primordial QGP.

The characteristic Universe expansion time constant $1/H$ is seen in Fig. 13 below. In the epoch of interest to us $0.3 \text{ GeV} > T > 0.15 \text{ GeV}$, the Hubble time $1/H \approx 10^{-5} \text{ s}$, which is much longer than the microscopic lifespan and production time of the bottom and charm quarks we study

Quark production rate via strong interaction

In primordial QGP, the bottom and charm quarks can be produced from strong interactions via quark-gluon pair fusion processes. For production, we have the following processes

$$q + \bar{q} \longrightarrow b + \bar{b}, \quad q + \bar{q} \longrightarrow c + \bar{c}, \quad (2.12)$$

$$g + g \longrightarrow b + \bar{b}, \quad g + g \longrightarrow c + \bar{c}. \quad (2.13)$$

For the quark-gluon pair fusion processes the evaluation of the lowest-order Feynman diagrams yields the cross-sections [51]:

$$\sigma_{q\bar{q} \rightarrow b\bar{b}, c\bar{c}} = \frac{8\pi\alpha_s^2}{27s} \left(1 + \frac{2m_{b,c}^2}{s} \right) w(s), \quad w(s) = \sqrt{1 - 4m_{b,c}^2/s}, \quad (2.14)$$

$$\sigma_{gg \rightarrow b\bar{b}, c\bar{c}} = \frac{\pi\alpha_s^2}{3s} \left[\left(1 + \frac{4m_{b,c}^2}{s} + \frac{m_{b,c}^4}{s^2} \right) \ln \left(\frac{1+w(s)}{1-w(s)} \right) - \left(\frac{7}{4} + \frac{31m_{b,c}^2}{4s} \right) w(s) \right], \quad (2.15)$$

where $m_{b,c}$ represents the mass of bottom or charm quark, s is the Mandelstam variable, and α_s is the QCD coupling constant. Considering the perturbation expansion of the coupling constant α_s for the two-loop approximation [51], we have:

$$\alpha_s(\mu^2) = \frac{4\pi}{\beta_0 \ln(\mu^2/\Lambda^2)} \left[1 - \frac{\beta_1}{\beta_0} \frac{\ln(\ln(\mu^2/\Lambda^2))}{\ln(\mu^2/\Lambda^2)} \right], \quad (2.16)$$

where μ is the renormalization energy scale and Λ^2 is a parameter that determines the strength of the interaction at a given energy scale in QCD. The energy scale we consider is based on required gluon/quark collisions above $b\bar{b}$ energy threshold, so we have $\mu = 2m_b + T$. For the energy scale $\mu > 2m_b$ we have $\Lambda = 180 \sim 230 \text{ MeV}$ ($\Lambda \approx 205 \text{ MeV}$ in our calculation), and the parameters $\beta_0 = 11 - 2n_f/3$, $\beta_1 = 102 - 38n_f/3$ with the number of active fermions $n_f = 4$.

In general the thermal reaction rate per unit time and volume R can be written in terms of the scattering cross-section as follows [51]:

$$R \equiv \sum_i \int_{s_{th}}^{\infty} ds \frac{dR_i}{ds} = \sum_i \int_{s_{th}}^{\infty} ds \sigma_i(s) P_i(s), \quad (2.17)$$

where $\sigma_i(s)$ is the cross-section of the reaction channel i , and $P_i(s)$ is the number of collisions per unit time and volume. Considering the quantum nature of the colliding particles (i.e., Fermi and Bose distribution) with the massless limit and chemical equilibrium condition ($\mathcal{Y} = 1$), we obtain [51]

$$P_i(s) = \frac{g_1 g_2}{32\pi^4} \frac{T}{1 + I_{12}} \frac{\lambda_2}{\sqrt{s}} \sum_{l,n=1}^{\infty} (\pm)^{l+n} \frac{K_1(\sqrt{lns}/T)}{\sqrt{ln}}, \quad (2.18)$$

$$\lambda_2 \equiv \left[s - (m_1 + m_2)^2 \right] \left[s - (m_1 - m_2)^2 \right], \quad (2.19)$$

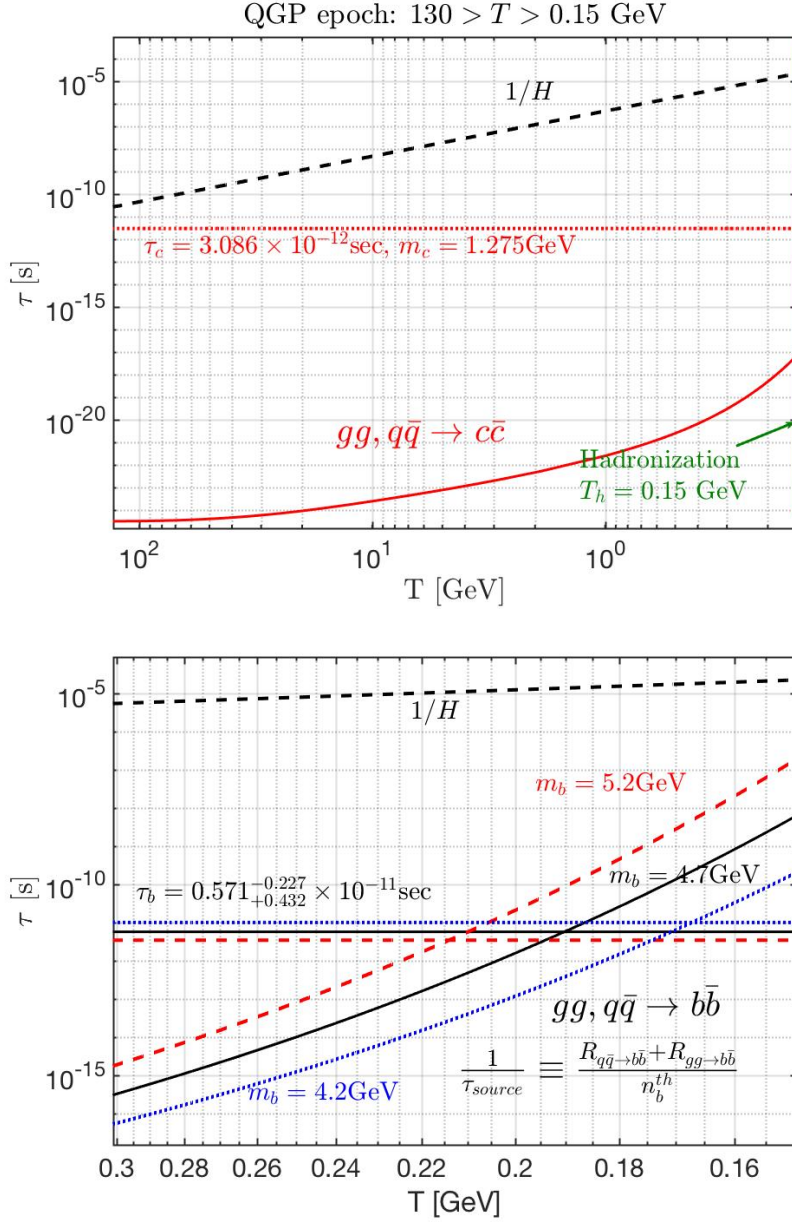


Fig. 13. Comparison of Hubble time $1/H$, quark lifespan τ_q , and characteristic time for production via quark, gluon pair fusion. The upper frame for charm c -quark in the entire QGP epoch T rang; the lower frame for bottom b -quark amplifying the dynamic detail balance $T \simeq 200$ MeV. Both figures end at the hadronization temperature of $T_H \approx 150$ MeV. See text for additional information. *Published in Ref. [1] under the CC BY 4.0 license. Adapted from Ref. [29]*

where $+$ is for boson and $-$ is for fermions, and the factor $1/(1 + I_{12})$ is introduced to avoid double counting of indistinguishable pairs of particles. $I_{12} = 1$ for identical pair of particles, otherwise $I_{12} = 0$. Hence the total thermal reaction rate per volume for bottom quark production can be written as

$$R_{b,c}^{\text{Source}} = \int_{s_{th}}^{\infty} ds \left[\sigma_{q\bar{q} \rightarrow b\bar{b}, c\bar{c}} P_q + \sigma_{gg \rightarrow b\bar{b}, c\bar{c}} P_g \right]. \quad (2.20)$$

We introduce the bottom/charm quark relaxation time for the quark-gluon pair fusion as follows:

$$\tau_{b,c}^{\text{Source}} \equiv \frac{dn_{b,c}/d\mathcal{V}_{b,c}}{R_{b,c}^{\text{Source}}}, \quad (2.21)$$

where $dn_{b,c}/d\mathcal{V}_{b,c} = n_{b,c}^{th}$ in the Boltzmann approximation. The relaxation time is on the order of magnitude of time needed to reach chemical equilibrium.

In Fig. 13 we show the characteristic time for b and c quark strong interaction production. The c quark (upper frame) is shown in the entire QGP temperature range. We note the vast 15 orders of magnitude difference between the Hubble time and the rate of production. This means there will be very many microscopic cycles of charm production decay, erasing any non-stationary effect. For b (lower frame) we restrict the view to temperature range in the domain of interest, $0.3 \text{ GeV} > T > 0.15 \text{ GeV}$. Three different masses $m_b = 4.2 \text{ GeV}$ (blue short dashes), 4.7 GeV , (solid black), 5.2 GeV (red long dashes) for bottom quarks are shown.

Quark decay rate via weak interaction

The bottom/charm quark decay via the weak interaction

$$b \rightarrow c + l + \bar{\nu}_l, \quad b \rightarrow c + q + \bar{q}, \quad (2.22)$$

$$c \rightarrow s + l + \bar{\nu}_l, \quad c \rightarrow s + q + \bar{q}. \quad (2.23)$$

The vacuum decay rate for $1 \rightarrow 2 + 3 + 4$ in vacuum can be evaluated via the weak interaction:

$$\frac{1}{\tau_1} = \frac{64G_F^2 V_{12}^2 V_{34}^2}{(4\pi)^3 g_1} m_1^5 \times \left[\frac{1}{2} \left(1 - \frac{m_2^2}{m_1^2} - \frac{m_3^2}{m_1^2} + \frac{m_4^2}{m_1^2} \right) \mathcal{J}_1 - \frac{2}{3} \mathcal{J}_2 \right], \quad (2.24)$$

where the Fermi constant is $G_F = 1.166 \times 10^{-5} \text{ GeV}^{-2}$, V_{ij} is the element of the Cabibbo-Kobayashi-Maskawa (CKM) matrix [73] for quark channel and $V_{l\nu_l} = 1$ for lepton channel. The functions \mathcal{J}_1 , and \mathcal{J}_2 are given by

$$\mathcal{J}_1 = \int_0^{(1-m_2^2/m_1^2)^{1/2}} dx \left(1 - 2x - \frac{m_2^2}{m_1^2} \right)^2 \left[\frac{1}{(1-2x)^2} - 1 \right], \quad (2.25)$$

$$\mathcal{J}_2 = \int_0^{(1-m_2^2/m_1^2)^{1/2}} dx \left(1 - 2x - \frac{m_2^2}{m_1^2} \right)^3 \left[\frac{1}{(1-2x)^3} - 1 \right]. \quad (2.26)$$

The modification due to the heat bath (plasma) is small because the bottom and charm mass $m_{b,c} \gg T$ [74]. In the temperature range we are interested in, the decay rate in the vacuum is a good approximation for our calculation.

We show the lifespan for bottom and charm quarks in Fig. 13. For charm (upper frame) the decay is always much slower compared to production. This assures that

the strong interaction processes can easily maintain equilibrium. Thus, during the entire era of QGP, charm quarks can be assumed to be in an equilibrium condition.

After hadronization, charm quarks form heavy mesons that decay into several hadronic particles. The daughter particles from charm meson decay can interact and re-equilibrate within the hadron plasma. There are very many branching reactions and some involve production of only light particles. In this case the energy required to drive the inverse reaction to produce heavy charm mesons is difficult to overcome. We believe this is causing the charm quark to vanish from the inventory shortly after hadronization, but a detailed study has not been carried out due to complexity of the situation.

Looking at the lower frame in Fig. 13, we see that in the case of bottom quarks the decay crosses the production rate, and this happens within QGP near to $T = 200$ MeV. The intersection implies that the bottom quark freeze-out from the primordial plasma before hadronization as the production process slows down at low temperatures and the subsequent weak interaction decay leads to a dilution of the bottom quark content within the QGP plasma. All of this occurs with rates significantly faster than Hubble expansion and thus, as the Universe expands, the system departs from chemical equilibrium in near stationary manner, because of the competition between decay and production reactions in QGP. We will show how the dynamic equation cause the distribution to deviate from equilibrium with $\Upsilon \neq 1$ in the temperature range below the crossing point but before the hadronization.

2.3 Is baryogenesis possible in QGP phase?

Bottom quark abundance nonequilibrium

The competition between weak interaction decay and strong interaction production rates can lead to a nonequilibrium dynamic heavy quark abundance. We explore as example the case of bottom quarks in QGP. Similar considerations apply to all heavier PP-SM particles including in particular Higgs, W,Z gauge bosons, top t quark. However, the case of b -quarks attracted our attention early on in context of baryogenesis since there is strong known CP violation also present.

The dynamic equation for bottom quark abundance in QGP can be written as

$$\frac{1}{V} \frac{dN_b}{dt} = (1 - \Upsilon_b^2) R_b^{\text{Source}} - \Upsilon_b R_b^{\text{Decay}}, \quad (2.27)$$

where R_b^{Source} and R_b^{Decay} are the thermal reaction rates per volume of production and decay of bottom quark, respectively. The bottom source rates are the gluon and quark fusion rates Eq. (2.20). The decay rate depends on whether the bottom quarks are freely present in the plasma or are bounded within mesons. We consider two extreme scenarios for the bottom quark population: 1.) all bottom flavor is free, and 2.) all bottom flavor is bounded into mesons in QGP. In Fig. 14 we show the characteristic interaction times relevant to the abundance of bottom quarks, as well as the Hubble time $1/H$ for the temperature range of interest, $0.3 \text{ GeV} > T > 0.15 \text{ GeV}$.

Considering all bottom flavor is free in QGP, the bottom decay rate per volume is the bottom lifespan weighted with density of particles Eq. (2.9), see Ref. [74]. We have

$$R_b^{\text{Decay}} = \frac{dn_b/d\Upsilon_b}{\tau_b}, \quad \tau_b \approx 0.57 \times 10^{-11} \text{ s}. \quad (2.28)$$

On the other hand, b, \bar{b} quark abundance is embedded in a large background comprising all lighter quarks and anti-quarks (see Fig. 12). After formation the heavy b, \bar{b}

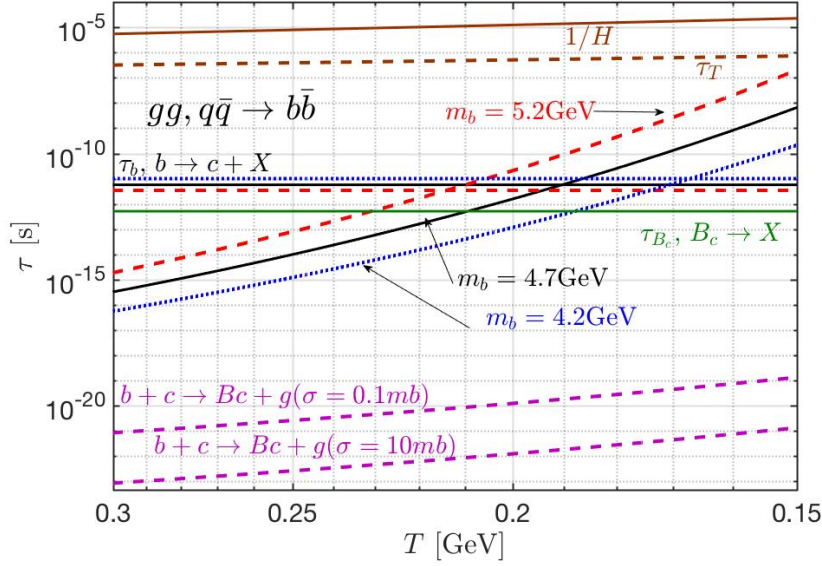


Fig. 14. Top of figure: solid (brown) line is the characteristic $1/H[s]$ cosmological time as a function of temperature $0.3 \text{ GeV} > T > 0.15 \text{ MeV}$. Just below it dashed (brown) dilution time τ_T , Eq. (2.37). The total strong interaction bottom production $g+g \rightarrow b+\bar{b}$, $q+\bar{q} \rightarrow b+\bar{b}$ relaxation time is shown for three different bottom masses: $m_b = 4.2 \text{ GeV}$ (blue dotted line), $m_b = 4.7 \text{ GeV}$ (black solid line), $m_b = 5.2 \text{ GeV}$ (red dashed line). The nearly horizontal lines are bottom-quark (in QGP) EW decay lifetimes τ_b with the same color coding as the production processes. Horizontal solid (green) line is the vacuum lifespan τ_{B_c} . At the bottom of the figure dashed lines (purple) are in QGP plasma pre-formation process $b+c \rightarrow B_c+g$ with cross-section bracketing range $\sigma = \{0.1, 10\} \text{ mb}$. Adapted from Ref. [29].

quark can bind with any of the available lighter quarks, with the most likely outcome being a chain of reactions

$$b + q \longrightarrow B + g, \quad (2.29)$$

$$B + s \longrightarrow B_s + q, \quad (2.30)$$

$$B_s + c \longrightarrow B_c + s, \quad (2.31)$$

with each step providing a gain in binding energy and reduced speed due to the diminishing abundance of heavier quarks s, c . To capture the lower limit of the rate of B_c production we show in Fig. 14 the expected formation rate by considering the direct process $b + \bar{c} \rightarrow B_c + g$, considering the range of cross-section $\sigma = 0.1 \sim 10 \text{ mb}$ [75]. The rapid formation rate of $B_c(b\bar{c})$ states in primordial plasma is shown by purple dashed lines at bottom in Fig. 14, we have

$$\tau(b + \bar{c} \rightarrow B_c + g) \approx (10^{-16} \sim 10^{-14}) \times \frac{1}{H}. \quad (2.32)$$

Despite the low abundance of charm, the rate of B_c formation is relatively fast, and that of lighter flavored B-mesons is substantially higher. Note that as long as we have bottom quarks made in gluon/quark fusion bound practically immediately with any quarks u, d, s into B-mesons, we can use the production rate of b, \bar{b} pairs as the rate of B-meson formation in the primordial-QGP, which all decay with lifespan

of pico-seconds. We believe that this process is fast enough to allow consideration of bottom decay from the $B_c(b\bar{c})$, $\bar{B}_c(\bar{b}c)$ states [53].

Based on the hypothesis that all bottom flavor is bound rapidly into B_c^\pm mesons, we have

$$g + g, q + q \longleftrightarrow b + \bar{b} [b(\bar{b}) + \bar{c}(c)] \longrightarrow B_c^\pm \longrightarrow \text{anything}. \quad (2.33)$$

In this case, the decay rate per volume can be written as

$$R_b^{\text{Decay}} = \frac{dn_b/d\mathcal{Y}_b}{\tau_{B_c}}, \quad \tau_{B_c} \approx 0.51 \times 10^{-12} \text{s}. \quad (2.34)$$

Stationary and non-stationary deviation from equilibrium

To investigate the nonequilibrium phenomena of bottom quarks, we aim to replace the variation of particle abundance seen on LHS in Eq. (2.27) by the time variation of the abundance fugacity \mathcal{Y} . This substitution allows us to derive the dynamic equation for the fugacity parameter and enables us to study the fugacity as a function of time. Considering the expansion of the Universe we have

$$\frac{1}{V} \frac{dN_b}{dt} = \frac{dn_b}{d\mathcal{Y}_b} \frac{d\mathcal{Y}_b}{dt} + \frac{dn_b}{dT} \frac{dT}{dt} + 3Hn_b, \quad (2.35)$$

where we use $d\ln(V)/dt = 3H$ for the Universe expansion. Substituting Eq. (2.35) into Eq. (2.27) and dividing both sides of equation by $dn_b/d\mathcal{Y}_b = n_b^{th}$, the fugacity equation becomes

$$\frac{d\mathcal{Y}_b}{dt} + 3H\mathcal{Y}_b + \mathcal{Y}_b \frac{dn_b^{th}/dT}{n_b^{th}} \frac{dT}{dt} = (1 - \mathcal{Y}_b^2) \frac{1}{\tau_b^{\text{Source}}} - \mathcal{Y}_b \frac{1}{\tau_b^{\text{Decay}}}, \quad (2.36)$$

where relaxation time for bottom production is obtained using Eq. (2.21).

It is convenient to introduce the additional expansion dilution time $1/\tau_T$ as follows,

$$\frac{1}{\tau_T} \equiv - \frac{dn_b^{th}/dT}{n_b^{th}} \frac{dT}{dt}, \quad (2.37)$$

where we introduce '-' sign in the definition to have $\tau_T > 0$. Dilution time τ_T characterizes the bottom density dilution due to the Universe cooling. The fugacity equation can now be written as

$$\frac{d\mathcal{Y}_b}{dt} = (1 - \mathcal{Y}_b^2) \frac{1}{\tau_b^{\text{Source}}} - \mathcal{Y}_b \left(\frac{1}{\tau_b^{\text{Decay}}} + 3H - \frac{1}{\tau_T} \right). \quad (2.38)$$

In following sections we will solve the fugacity differential equation in two different scenarios: stationary and non-stationary Universe.

In Fig. 13 (bottom) we show that the relaxation time for both production and decay are faster than the Hubble time $1/H$ for the duration of QGP, which implies that $H, 1/\tau_T \ll 1/\tau_b^{\text{Source}}, 1/\tau_b^{\text{Decay}}$. In this scenario, we can solve the fugacity equation by considering the stationary Universe first, i.e., the Universe is not expanding and we have

$$H = 0, \quad 1/\tau_T = 0. \quad (2.39)$$

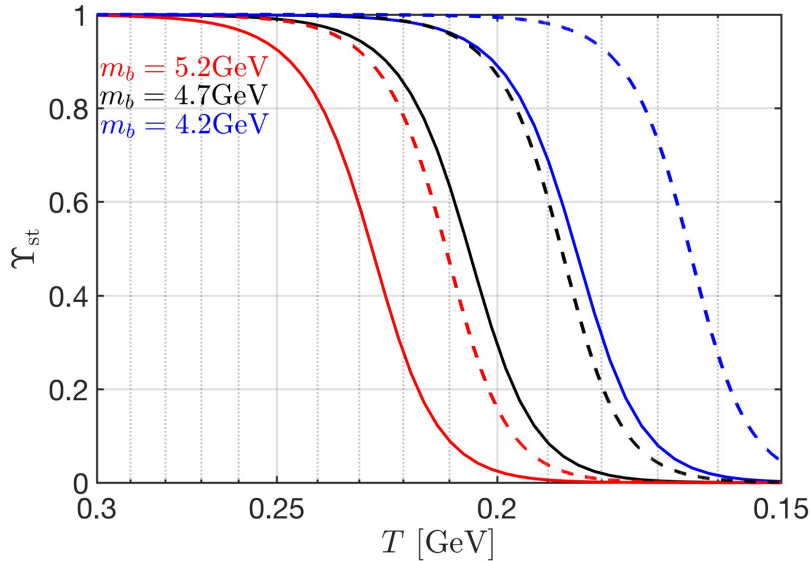


Fig. 15. Dynamical fugacity of bottom quark as a function of temperature in primordial Universe. Solid line shows bottom quark bound into B_c , dashed lines the case of free bottom quark: $m_b = 4.2 \text{ GeV}$ (blue), $m_b = 4.7 \text{ GeV}$ (black), and $m_b = 5.2 \text{ GeV}$ (red). *Published in Ref. [1] under the CC BY 4.0 license. Adapted from Ref. [29]*

In the stationary Universe at each given temperature we consider the dynamic equilibrium condition (detailed balance) between production and decay reactions that keep

$$\frac{d\Upsilon_b}{dt} = 0. \quad (2.40)$$

Neglecting the time dependence of the fugacity $d\Upsilon_b/dt$ and substituting the condition Eq. (2.39) into the fugacity equation Eq. (2.38), then we can solve the quadratic equation to obtain the stationary fugacity as follows:

$$\Upsilon_{st} = \sqrt{1 + \left(\frac{\tau_{source}}{2\tau_{decay}}\right)^2} - \left(\frac{\tau_{source}}{2\tau_{decay}}\right). \quad (2.41)$$

In Fig. 15 the fugacity of bottom quark Υ_{st} as a function of temperature, Eq. (2.41) is shown around the temperature $T = 0.3 \text{ GeV} > T > 0.15 \text{ GeV}$ for different masses of bottom quarks. In all cases we see prolonged nonequilibrium: This happens since the decay and reformation rates of bottom quarks are comparable to each other as we have noted in Fig. 14 where both lines cross. One of the key results shown in Fig. 15 is that the smaller mass of bottom quark slows the strong interaction formation rate to the value of weak interaction decays just near the phase transformation of QGP to HG phase. Finally, the stationary fugacity corresponds to the reversible reactions in the stationary Universe. In this case, there is no arrow in time for bottom quark because of the detailed balance.

We now consider non-stationary correction in expanding Universe allowing for the Universe expanding and thus temperature being a function of time. This leads to a non-stationary correction related to time dependent fugacity in the expanding Universe.

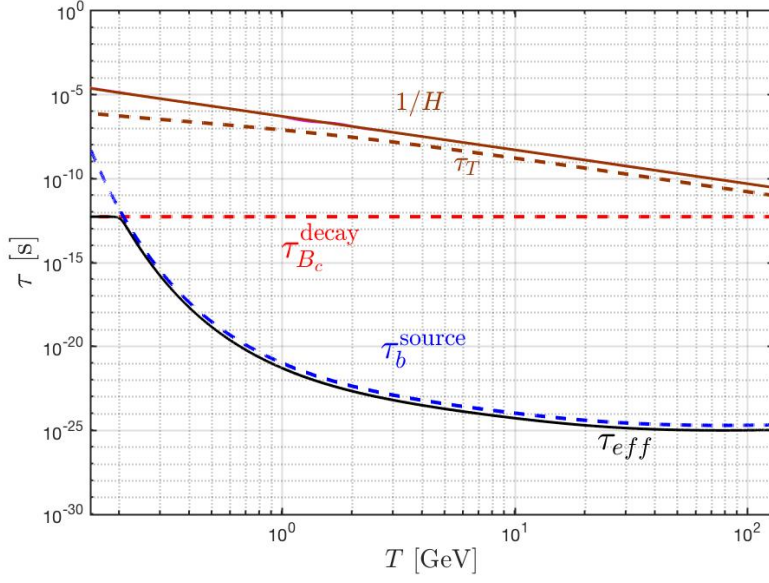


Fig. 16. The effective relaxation time τ_{eff} as a function of temperature in the primordial Universe for bottom mass $m_b = 4.7$ GeV. For comparison, we also plot the vacuum lifespan of B_c meson $\tau_{B_c}^{decay}$ (red dashed-line), the relaxation time for bottom production τ_{source}^b (blue dashed-line), Hubble expansion time $1/H$ (brown solid line) and relaxation time for temperature cooling τ_T (brown dashed-line). Adapted from Ref. [29]

In general, the fugacity of bottom quark can be written as

$$\Upsilon_b = \Upsilon_{st} + \Upsilon_{st}^{\text{non}} = \Upsilon_{st} (1 + x), \quad x \equiv \Upsilon_{st}^{\text{non}} / \Upsilon_{st}, \quad (2.42)$$

where the variable x corresponds to the correction due to non-stationary Universe. Substituting the general solution Eq. (2.42) into differential equation Eq. (2.38), we obtain

$$\frac{dx}{dt} = -x^2 \frac{\Upsilon_{st}}{\tau_{source}} - x \left[\frac{1}{\tau_{eff}} + 3H - \frac{1}{\tau_T} \right] - \left[\frac{d \ln \Upsilon_{st}}{dt} + 3H - \frac{1}{\tau_T} \right], \quad (2.43)$$

where the effective relaxation time $1/\tau_{eff}$ is defined as

$$\frac{1}{\tau_{eff}} \equiv \left[\frac{2\Upsilon_{st}}{\tau_{source}} + \frac{1}{\tau_{decay}} + \frac{d \ln \Upsilon_{st}}{dt} \right]. \quad (2.44)$$

In Fig. 16 we see that when temperature is near to $T = 0.2$ GeV, we have $1/\tau_{eff} \approx 10^7 H$, and $1/\tau_{eff} \approx 10^5 / \tau_T$. In this case, the last two dilution terms in Eq. (2.43) are small compared to $1/\tau_{eff}$ and can be neglected. The differential equation becomes

$$\frac{dx}{dt} = -\frac{x^2 \Upsilon_{st}}{\tau_{source}} - \frac{x}{\tau_{eff}} - \left[\frac{d \ln \Upsilon_{st}}{dt} + 3H - \frac{1}{\tau_T} \right]. \quad (2.45)$$

To solve the variable x we consider the case $dx/dt, x^2 \ll 1$ first; we neglect the terms dx/dt and x^2 in Eq. (2.45), then solve the linear fugacity equation. We will

establish that these approximations are justified by checking the magnitude of the solution. Neglecting terms dx/dt and x^2 in Eq. (2.45), we obtain

$$x \approx \tau_{eff} \left[\frac{d \ln \Upsilon_{st}}{dt} + 3H - \frac{1}{\tau_T} \right]. \quad (2.46)$$

It is convenient to change the variable from time to temperature. For an isentropically-expanding Universe, we have

$$\frac{dt}{dT} = -\frac{\tau_H^*}{T}, \quad \tau_H^* = \frac{1}{H} \left(1 + \frac{T}{3g_*^s} \frac{dg_*^s}{dT} \right). \quad (2.47)$$

In this case, we have

$$x = \tau_{eff} \left[\frac{1}{\Upsilon_{st}} \frac{d\Upsilon_{st}}{dT} \frac{T}{\tau_H^*} + 3H - \frac{1}{\tau_T} \right]. \quad (2.48)$$

Finally, we can obtain the non-stationary fugacity by multiplying the fugacity ratio x with Υ_{st} , giving

$$\Upsilon_{st}^{\text{non}} \approx \left(\frac{\tau_{eff}}{\tau_H^*} \right) \left[\frac{d\Upsilon_{st}}{dT} T - \Upsilon_{st} \left(3H\tau_H^* - \frac{\tau_H^*}{\tau_T} \right) \right]. \quad (2.49)$$

In Fig. 17 we plot the non stationary $\Upsilon_{st}^{\text{non}}$ as a function of temperature. The non stationary fugacity $\Upsilon_{st}^{\text{non}}$ follows the behavior of $d\Upsilon_{st}/dT$, which corresponds to the irreversible process in the expanding Universe.

The irreversible nonequilibrium process creates the arrow in time for bottom quarks evolution in the Universe. The relatively large value of Hubble time (relatively slow expansion) is suppressing the value of the non-stationary fugacity resulting in the small $\mathcal{O} \sim 10^{-7}$ effect. On one hand this shows that neglecting $dx/dt, x^2 \ll 1$ is a good approximation for obtaining the non-stationary fugacity in the primordial Universe. On the other hand this also means that chemical non-stationary effects near to hadronization of bottom quarks could be too weak to allow sufficient baryogenesis.

Is there enough bottom flavor to matter?

Considering that FLRW-Universe evolves conserving entropy, and that baryon and lepton numbers following on the era of matter genesis is conserved, the current day baryon B to entropy S , B/S -ratio must be achieved during matter genesis. The estimates of present day baryon-to-photon density ratio η_γ allows the determination of the present value of baryon per entropy ratio [6, 11, 51, 52]:

$$\left(\frac{B}{S} \right)_{t_0} = \eta_\gamma \left(\frac{n_\gamma}{\sigma_\gamma + \sigma_\nu} \right)_{t_0} = (8.69 \pm 0.05) \times 10^{-11}, \quad (2.50)$$

where the subscript t_0 denotes the present day value, where $\eta_\gamma = (6.14 \pm 0.02) \times 10^{-10}$ [21] is used here. Here we consider that the Universe today is dominated by photons and free-streaming low mass neutrinos [8], and σ_γ and σ_ν are the entropy density for photons and neutrinos, respectively.

In chemical equilibrium the ratio of bottom quark (pair) density n_b^{th} to entropy density $\sigma = S/V$ just above the quark-gluon hadronization temperature $T_H = 150 \sim 160$ MeV is $n_b^{th}/\sigma = 10^{-10} \sim 10^{-13}$, see Fig. 12. By studying the bottom density per entropy near to the hadronization temperature and comparing it to the baryon-per-entropy ratio B/S , we obtain the abundance of bottom quarks to consider in the proposed matter genesis mechanism.

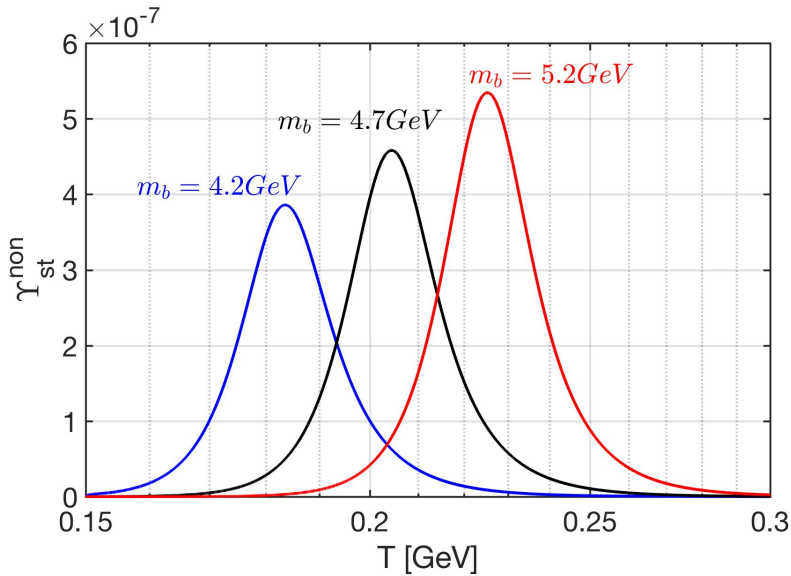


Fig. 17. The non-stationary fugacity γ_{st}^{non} as a function of the Universe T for three different bottom masses $m_b = 4.2\text{ GeV}$ (blue), $m_b = 4.7\text{ GeV}$ (black), and $m_b = 5.2\text{ GeV}$ (red). Adapted from Ref. [29]

Example of bottom-catalyzed matter genesis

Given that the nonequilibrium non-stationary component of bottom flavor arises at relatively low QGP temperature, this Sakharov condition Eq. (2.4) is available around QGP hadronization. Let us now look back and see how different requirements are fulfilled

- We have demonstrated non-stationary conditions with absence of detailed balance: The competition between weak interaction decay and the strong interaction gluon fusion process is responsible for driving the bottom quark departure from the equilibrium in the primordial Universe near to QGP hadronization condition around the temperature $T = 0.3 \sim 0.15\text{ GeV}$ as shown in Fig. 15. Albeit small there is clear non-stationary component required for baryogenesis, see Fig. 17.
- Violation of CP asymmetry were observed in the amplitudes of hadron decay including neutral B-mesons, see for example [76, 77]. The weak interaction CP violation arises from the components of Cabibbo-Kobayashi-Maskawa (CKM) matrix associated with quark-level transition amplitude and CP -violating phase. There is clear coincidence of non stationary component of bottom yield with the bottom quark CP violating decays of preformed B_x meson states, $x = u, d, s, c$ [78, 79, 80, 81, 82, 83]. The exploration of the here interesting CP symmetry breaking in $B_c(b\bar{c})$ decay is in progress [21, 84, 85].
- We do not know if there is baryon conservation violating process in which one of the heavy QGP particles is participating. However, if such a process were to exist it is likely, considering mass thresholds, that it would be most active in the decays of heaviest standard model particles. It is thus of considerable interest to study in lepton colliders baryon number non conserving processes at resonance condition. Such a research program will additionally be motivated by our demonstration of an extended period of baryogenesis in the primordial Universe.

Circular Urca amplification

The off equilibrium non-stationary behavior of bottom quarks near the temperature range $T = 0.3 \sim 0.15$ GeV can provide the environment for baryogenesis to occur in the primordial-QGP hadronization era. The non-stationary effects of interest, as we saw, are small. However there is an additional amplifying factor.

Let us consider the scenario where all bottom quarks are confined within B_c^\pm meson. In this case, we know that the B_c^\pm decay in the primordial-QGP has CP violating component. We also know as shown above that there is a small irreversible fraction of the evolving fugacity. Let us assume in addition that there is a tiny baryon number breaking decay of the B_c^\pm meson. A baryon symmetry will be accompanied by the asymmetry between leptons and anti-leptons assuming $B - L = 0$ baryon number violating processes.

The heavy B_c^\pm meson decay into multi-particles in ‘cold’ $T = 0.3 \sim 0.15$ GeV plasma is naturally associated with the irreversible process. This is because after decay the daughter particles can interact with plasma and distribute their energy to other particles and reach equilibrium with the plasma quickly. In this case the energy required for the inverse reaction to produce B_c^\pm meson is difficult to overcome and therefore we have an irreversible process for multi-particle decay in plasma.

This said we note that the rapid B_c^\pm decay and bottom reformation speed at picosecond scale assures that there are millions of individual microscopic processes involving bottom quark production and decay before and during the hadronization epoch of QGP. In this case, we have a so-called Urca (after Urca Casino in Rio de Janeiro, Brazil) process for the bottom quark, i.e. a cycling reaction in which we have a multitude of circular production and decay processes involving B_c^\pm meson.

The Urca process is a fundamental physical process and has been studying the realms of in astrophysics and nuclear physics. In our case, for bottom quark as a example: at low temperature, the number of bottom quark cycling can be estimated as

$$C_{\text{cycle}}|_{T=0.2\text{GeV}} = \frac{\tau_H}{\tau_{B_c}} \approx 2 \times 10^7, \quad (2.51)$$

where the lifespan of B_c^\pm is $\tau_{B_c} \approx 0.51 \times 10^{-12}$ s and at temperature $T = 0.2$ GeV the Hubble time is $\tau_H = 1/H = 1.272 \times 10^{-5}$ s.

The Urca process plays a significant role by potentially amplifying any small and currently unobserved violation of baryon number associated with the bottom quark. The small baryon asymmetry is enhanced by the Urca-like process with cycling τ_H^*/τ_* in the primordial Universe. This amplification helps achieving the required baryogenesis strength.

2.4 Electromagnetic plasma properties of QGP

The electromagnetic QGP medium

The experimental study of QGP utilizing relativistic heavy-ion collisions provides the only known method to probe some key cosmic QGP properties. In these collisions, the strongly interacting quarks and gluons reach conditions that have governed the early Universe during its primordial quark-gluon plasma epoch, where the temperature exceeded the hadronization condition $T > 150$ MeV.

Aside from strongly screened color-strong interactions, the QGP phase is governed by the electromagnetic(EM) properties of quarks. EM response of QGP is of particular interest considering possible cosmic magnetic fields that may have been generated and/or are present during the QGP epoch; we return to this topic in quantitative detail in Sec. 6. Novel EM mechanisms in QGP, such as the chiral magnetic effect

[86], could also have an interesting impact. Long range cosmic magnetic fields could influence particle interactions and plasma dynamics, similar to how strong magnetic fields play a role in relativistic heavy-ion collisions. The transport properties, such as the electromagnetic conductivity of QGP, are essential for understanding how electromagnetic fields evolve and how particles interact within the plasma.

The heavy-ion collision experiments allow us to explore how cosmic-scale magnetic fields might have affected the QGP's behavior. This insight directly connects laboratory studies to cosmological phenomena, offering a window into the Universe's primordial state. In this section, we will review a semi-analytic study of the electromagnetic field of heavy ions in QGP following Ref. [87]. This method may lead to the experimental determination of the electromagnetic conductivity of QGP which influences decisively the freeze-out magnetic field in heavy ion collisions [88]. This would provide the required insight into the EM properties of strongly interacting primordial QGP, such as the electric conductivity, present during the early Universe.

The semi-analytic framework discussed below builds the groundwork for understanding the electromagnetic properties of QGP in heavy ion collisions allowing us to describe the strongly interacting particle plasma in the early Universe. By studying QGP experimentally in the collisions of heavy ions, we aim to determine its electromagnetic transport properties, such as its static conductivity, which can then be used to infer the properties of QGP in the early Universe.

Transport theory methods

We consider the ultra-relativistic limit of the polarization tensor seen in Chapter 4.1 to study the electromagnetic properties of quark-gluon plasma (QGP) [87]. We are interested in understanding electromagnetic fields generated by colliding relativistic heavy-ion collisions which arguably the largest in the known Universe, on the order of

$$ec|B| \approx m_\pi^2, \quad (2.52)$$

but exist for very short times

$$t_{\text{coll}} = 2R/\gamma \sim 10^{-25} \text{ s} \quad (2.53)$$

due to the Lorentz contraction by the Lorentz-factor γ of the colliding nuclei. The magnetic field generated in these collisions is interesting due to its role in separating electric charge in the QGP through the chiral magnetic effect (CME) [86].

The electric current generated by the CME could lead to a charge separation along magnetic field lines. If a magnetic field survives in QGP until the time of hadronization of the QGP, which we will refer to as the freeze-out time t_f , it could also lead to a difference in the observed global polarization of Λ hyperons and anti-hyperons [89]. Charge separation in the hadron was recently studied experimentally [88].

The distribution of the vacuum magnetic field of two colliding nuclei in the center of momentum frame (CM-frame) is given by the Liénard-Wiechert fields shown in Fig. 18. This is the same magnetic field found by Lorentz boosting the Coulomb field of a nucleus at rest. We neglect the portion of the field that depends on acceleration arising in the actual collision since it is small for in vacuum scattering of heavy nuclei, as compared to the field that depends only on velocity.

The vacuum magnetic field and the vacuum vector potential is depicted in Fig. 18 for the case of two colliding lead Pb nuclei in CM-frame. The vector potential is plotted in the collision plane in the right-half of figure, the magnetic field on left-half. Red arrows indicate the direction of the moving nuclei with an impact parameter $b = 3R$, R is nuclear radius, and the Lorentz-factor $\gamma = 37$. At a larger Lorentz-factor, a graphical representation is difficult to visualize without scaling the fields

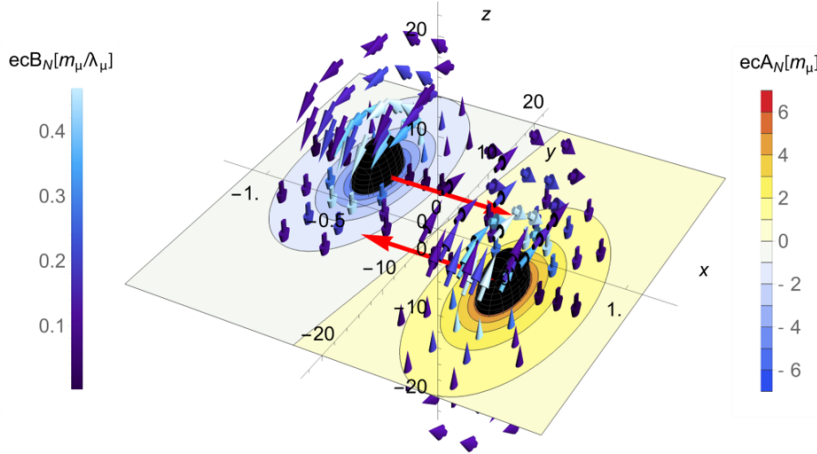


Fig. 18. The vacuum magnetic field and vector potential for two colliding lead Pb nuclei. See text for further discussion. *Adapted from Ref. [90].*

with γ . This plot shows how the magnetic field distribution is Lorentz contracted along the direction of motion. The magnetic field lines circulate out of the collision plane perpendicular to the velocity, adding together at the collision center.

This magnetic field is treated as an external perturbation on the quark-gluon plasma, filling the overlap region between the two nuclei after they collide. For simplicity, the QGP is modeled as an infinite medium to avoid edge complications at the plasma boundary. The temperature of QGP depends strongly on the collision energy of the nuclei. In [87] we study Au+Au collisions at $\sqrt{s_{NN}} = 200$ GeV for QGP temperature $T = 300$ MeV. After Heavy Ions collide, the conducting QGP medium generates long-range decaying tails or wake-fields in the magnetic field that extend far beyond the collision time [91]. The conductivity of QGP determines the strength of these wake-fields. We aim to model these fields in QGP using the formulation discussed in Chapter 4.1.

EM conductivity of quark-gluon plasma

Past analytic calculations [91,92,93,94,95,96,97] solve Maxwell's equations in the presence of static electric conductivity

$$\sigma_0 = \frac{m_D^2}{3\kappa}, \quad (2.54)$$

in a hydrodynamically evolving QGP. For a collisionless plasma $\kappa \rightarrow 0$, the conductivity is infinite, and the medium behaves as a perfect conductor. Our work introduces the frequency and wave-vector dependence of the QGP analytically using the polarization tensor previously obtained in Ref. [98].

Prior work [99,100] incorporated the dynamical response of QGP by numerically solving the coupled magneto-hydrodynamic equations for a conducting quark-gluon plasma in the presence of the colliding nuclear charges. More recent calculations [101,102] also incorporate the frequency and wave-vector dependence of the QGP response to electromagnetic fields by solving the coupled Vlasov-Boltzmann-Maxwell equations numerically.

The Ultrarelativistic EM polarization tensor in QGP

Here we review the ultra-relativistic polarization tensor, including damping, for the idealized case where the QGP is infinite, homogeneous, and stationary. This calculation differs from our earlier work [98] only in that we consider three quark species: up, down, and strange in thermal equilibrium abundance. We start with the Vlasov-Boltzmann equation for each quark flavor Eq. (4.28), where we assume all quarks collide on a momentum-averaged time scale $\tau_{\text{rel}} = \kappa^{-1}$. The induced current j_{ind}^μ can be written in terms of the phase-space distribution of quarks and anti-quarks as

$$j_{\text{ind}}^\mu(x) = 2N_c \int (dp) p^\mu \times \sum_{u,d,s} q_f (f_f(x,p) - f_{\bar{f}}(x,p)) = 4N_Q e^2 \int (dp) p^\mu \delta f(x,p), \quad (2.55)$$

where N_c is the number of colors. We sum over the quark flavors with charges q_f , and in the final result, we replace $q_f \delta f = \delta f_f$. The result Eq. (2.55) differs from that found in the case of an electron-positron plasma by the factor

$$N_Q \equiv N_c \sum_f (q_f/e)^2 = 2, \quad (2.56)$$

for three light quark flavors (u, d, s).

In the ultrarelativistic limit, neglecting quark masses, one finds the polarization functions [98]:

$$\Pi_{\parallel}(\omega, |\mathbf{k}|) = m_D^2 \frac{\omega^2}{\mathbf{k}^2} \left(1 - \frac{\omega \Lambda}{2|\mathbf{k}| - i\kappa \Lambda} \right), \quad (2.57)$$

$$\Pi_{\perp}(\omega, |\mathbf{k}|) = \frac{m_D^2 \omega}{4|\mathbf{k}|} \left(\Lambda \left(\frac{\omega'^2}{\mathbf{k}^2} - 1 \right) - \frac{2\omega'}{|\mathbf{k}|} \right), \quad (2.58)$$

where $\Lambda(\omega, \mathbf{k})$ is defined as

$$\Lambda \equiv \ln \frac{\omega' + |\mathbf{k}|}{\omega' - |\mathbf{k}|}, \quad \text{with } \omega' = \omega + i\kappa. \quad (2.59)$$

The parallel and transverse polarization functions have the same form as in [98] except for an overall factor N_Q as found in [103, 87]:

$$m_D^2_{(\text{EM})} = \sum_{u,d,s} q_f^2 T^2 \frac{N_c}{3} = N_Q \frac{e^2 T^2}{3} \equiv C_{\text{em}} T^2, \quad (2.60)$$

where $C_{\text{em}} = 2e^2/3$. In the following, we will use m_D as short-hand notation for the electromagnetic screening mass since we do not discuss color screening here. The transverse conductivity σ_{\perp} , which controls the response of the plasma to magnetic fields, is related to the imaginary part of the transverse polarization function as in Eq. (4.96).

QCD Damping rate and simple models of conductivity in QGP

The strength of the plasma response to an external magnetic field depends on the quark damping rate κ and the electromagnetic screening mass m_D . The scale of the collisional quark damping κ is much larger than the electromagnetic Debye mass m_D and electromagnetic damping κ_{EM} because it depends on the strong coupling constant α_s , not the electromagnetic coupling α .

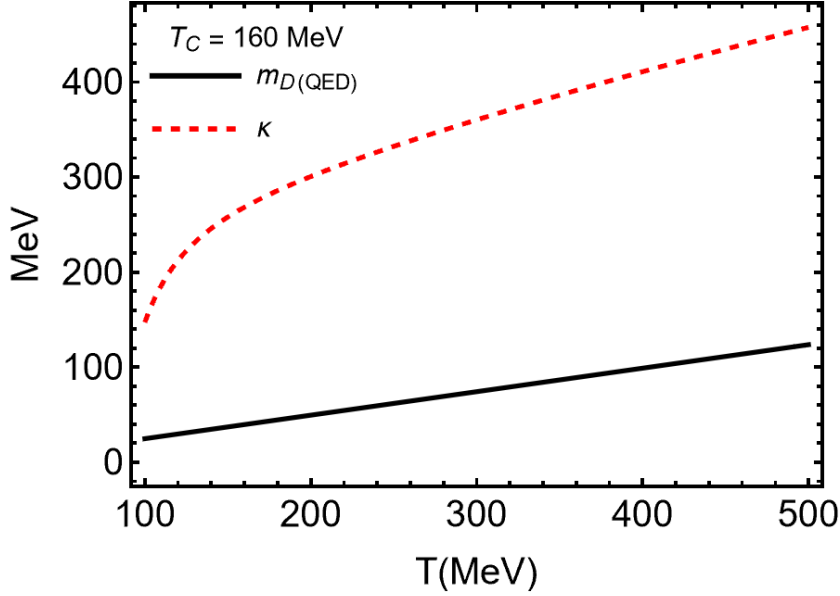


Fig. 19. The electromagnetic Debye mass m_D , solid (black) line, and the QCD damping rate κ , dashed (red) line, as a function of temperature. *Published in Ref. [87] under the CC BY 4.0 license*

In [87], we use the first-order electromagnetic Debye mass Eq. (2.60) to estimate the electromagnetic screening mass m_D . The collision rate κ is related to the inverse of the mean-free time of quarks in QGP. We adopt a value for κ from [104] where the mean-free time is given by the product of the parton density in the QGP and the quark-parton transport cross-section, leading to the expression

$$\kappa(T) = \frac{10}{17\pi} (9N_f + 16) \zeta(3) \alpha_s^2 \ln\left(\frac{1}{\alpha_s}\right) T, \quad (2.61)$$

where N_f is the number of flavors, $\zeta(x)$ denotes the Riemann zeta function, and $\alpha_s(T)$ is the running QCD coupling. We model the running of the QCD coupling constant as a function of temperature in the range $T < 5T_c$ using a fit provided in [51]:

$$\alpha_s(T) \approx \frac{\alpha_s(T_c)}{1 + C \ln(T/T_c)}, \quad (2.62)$$

where $C = 0.760 \pm 0.002$. For the QCD (pseudo-)critical temperature we use $T_c = 160$ MeV. The electromagnetic QED Debye mass is compared to $\kappa(T)$ in Fig. 19. We expect the electromagnetic response of QGP to be over-damped since $\kappa > \frac{2}{\sqrt{3}m_D}$ giving a plasma frequency Eq. (5.79) which is imaginary over the range of temperatures relevant for QGP. We note that at the QGP temperature $T = 300$ MeV we use as example, $\kappa = 4.86 m_D$.

A well studied model of conductivity is the Drude model [105], the long wavelength limit $k \rightarrow 0$ of the conductivity, which of course is isotropic as it depends only of ω

$$\sigma_{\parallel}(\omega, 0) = \sigma_{\perp}(\omega, 0) = \frac{\sigma_0}{1 - i\omega/\kappa}, \quad (2.63)$$

with the static conductivity given by

$$\sigma_0 = \frac{m_D^2}{3\kappa}. \quad (2.64)$$

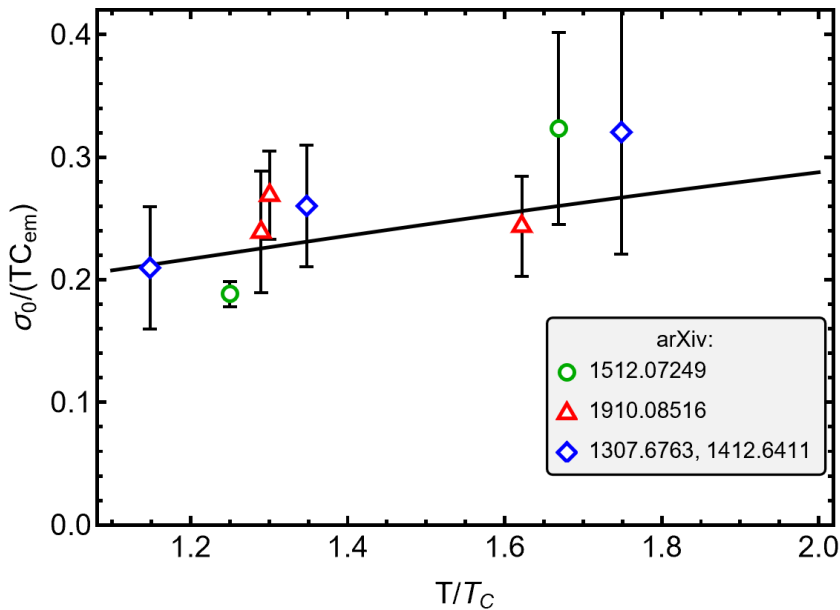


Fig. 20. The static conductivity σ_0 scaled with T as a function of temperature T scaled with the ‘critical’ value $T_c \simeq 150$ MeV as predicted by Eq. (2.64). ‘Experimental’ data are lattice results adapted from [106] for $T > T_c$. We indicate each set of points by its arXiv reference: blue diamonds [107, 108], green circles [109], and red triangles [110]. Adapted from Ref. [90].

The Drude conductivity can be obtained from the polarization tensor Eq. (4.96) determined within linear response method, see Sec. 4.1.

We can then use the Debye mass Eq. (2.60) and the damping rate Eq. (2.61) to calculate the static conductivity Eq. (2.64), shown as a black line in Fig. 20, which we then compare to Lattice calculations of the conductivity in QGP. The factor of C_{em} , defined in Eq. (2.60), normalizes the conductivity by the charge of the plasma constituents, such that results using different numbers of dynamical quark flavors can be compared.

The lattice-QCD results seen in Fig. 20 [107, 108, 109, 110] are scaled with temperature T to remove the linear temperature dependence. One can see that the conductivity value predicted by Eq. (2.61), plotted in Fig. 20 as a black line, lies well within the lattice-QCD results. We will use the value predicted by Fig. 20, $\sigma = 5.01$ MeV at $T = 300$ GeV, in the next section to compute the screened heavy-ion fields in QGP.

One of the important situations to note in context of highly relativistic heavy-ion collisions is that the fields of the ions, traveling near the speed of light, probe the polarization tensor, see Sec. 4.1, Eq. (4.96), near the light cone. The transverse light-cone conductivity is given by

$$\sigma_{\perp}(\omega = |\mathbf{k}|) = i \frac{m_D^2}{4\omega} \left(\frac{\kappa^2}{\omega^2} \xi \ln \xi + \frac{i\kappa}{\omega} (\xi + 1) \right), \quad (2.65)$$

where ξ is defined as

$$\xi \equiv 1 - 2i \frac{\omega}{\kappa}. \quad (2.66)$$

Magnetic field in QGP during a nuclear collision

Assuming that the QGP is an infinite homogeneous and stationary medium near equilibrium, we can solve Maxwell's equations for the self-consistent fields, see Sec. 4.3. Then the magnetic field is obtained by Fourier transforming the momentum space expressions given in Eqs. (4.78-4.79) to the position space

$$\mathbf{B}(t, z) = \int \frac{d^4k}{(2\pi)^4} e^{-i\omega t + ik_z z} \frac{\mu_0 i \mathbf{k} \times \tilde{\mathbf{j}}_{\perp \text{ext}}(\omega, \mathbf{k})}{\mathbf{k}^2 - \omega^2 - \mu_0 \Pi_{\perp}(\omega, \mathbf{k})}. \quad (2.67)$$

We choose the collision center as the origin of our spatial coordinate system and align the spatial z -axis with the beam direction. Due to the symmetry of the colliding ions, the only nonzero component of the magnetic field along the z -axis points out of the collision plane ($x - y$ plane). In our coordinate system used in [87], this corresponds to the y -component of the magnetic field.

For ease of calculation, we specify the external 4-current using two colliding Gaussian charge distributions normalized to the nuclear root mean square radius R and charge Z :

$$\rho_{\text{ext}\pm}(t, \mathbf{x}) = \frac{Zq\gamma}{\pi^{3/2}R^3} e^{-\frac{1}{R^2}(x \mp b/2)^2} e^{-\frac{1}{R^2}y^2} \times e^{-\frac{\gamma^2}{R^2}(z \mp \beta t)^2}, \quad (2.68)$$

where γ is as before the Lorentz-factor, $\beta \rightarrow 1$ is the ratio of the ion speed to the speed of light, respectively, and b is the impact parameter of the collision. The plus and minus signs indicate motion in the $\pm \hat{z}$ -direction (beam-axis). This charge distribution corresponds to the vector current

$$\mathbf{j}_{\text{ext}\pm}(t, \mathbf{x}) = \pm \beta \hat{z} \rho_{\text{ext}\pm}(t, \mathbf{x}). \quad (2.69)$$

Further details of the external charge distribution for two colliding nuclei are presented in Appendix B of Ref. [87].

The numerical result for the position-space magnetic field found by Fourier transforming Eq. (2.67) using the full transverse polarization function Eq. (2.57) is shown as a red dashed line in Fig. 21 and compared with various models of conductivity. These other models and their connections to published works are discussed in detail in Ref. [87].

Note that the QGP plasma considered in Fig. 21 is homogeneous and stationary. In a more realistic situation, the field would become screened only after the QGP is formed in the collision. At the considered temperature $T = 300$ MeV, the electromagnetic Debye mass is $m_D = 74$ MeV, and the quark damping rate is $\kappa = 4.86 m_D$. This gives a static conductivity of $\sigma_0 = 5.01$ MeV.

Comparing the different approximations Fig. 21, we see all three approximants using static conductivity $\sigma_{\perp}(0, 0)$, Eq. (2.64), the Drude conductivity $\sigma_{\perp}(\omega, 0)$, Eq. (2.63), and the light-cone conductivity $\sigma_{\perp}(\omega = |\mathbf{k}|)$, Eq. (2.65), have similar asymptotic behavior for large times and agree in outcome with the full conductivity $\sigma_{\perp}(\omega, \mathbf{k})$. However, the static conductivity fails to describe the field at the early times as seen very clearly in the bottom frame of Fig. 21. One subject of future study of the heavy-ion experimental environment is to use the light-cone conductivity to attain analytical formulas for electromagnetic fields in position space in light-cone coordinates.

The light-cone conductivity Eq. (2.65) simplifies the calculation of plasma response since it only depends on a single variable ($\omega = |\mathbf{k}|$). One can see in bottom frame of Fig. 21 that results obtained using the light-cone conductivity, Eq. (2.65), shown as an opaque (grey) line, is hardly visible under the dashed (red) line showing the full numerical solution Eq. (2.67). The light-cone conductivity accurately models the early magnetic field in QGP formed in ion collisions since the ions traveling near the light's speed only sample the polarization tensor near the light-cone.

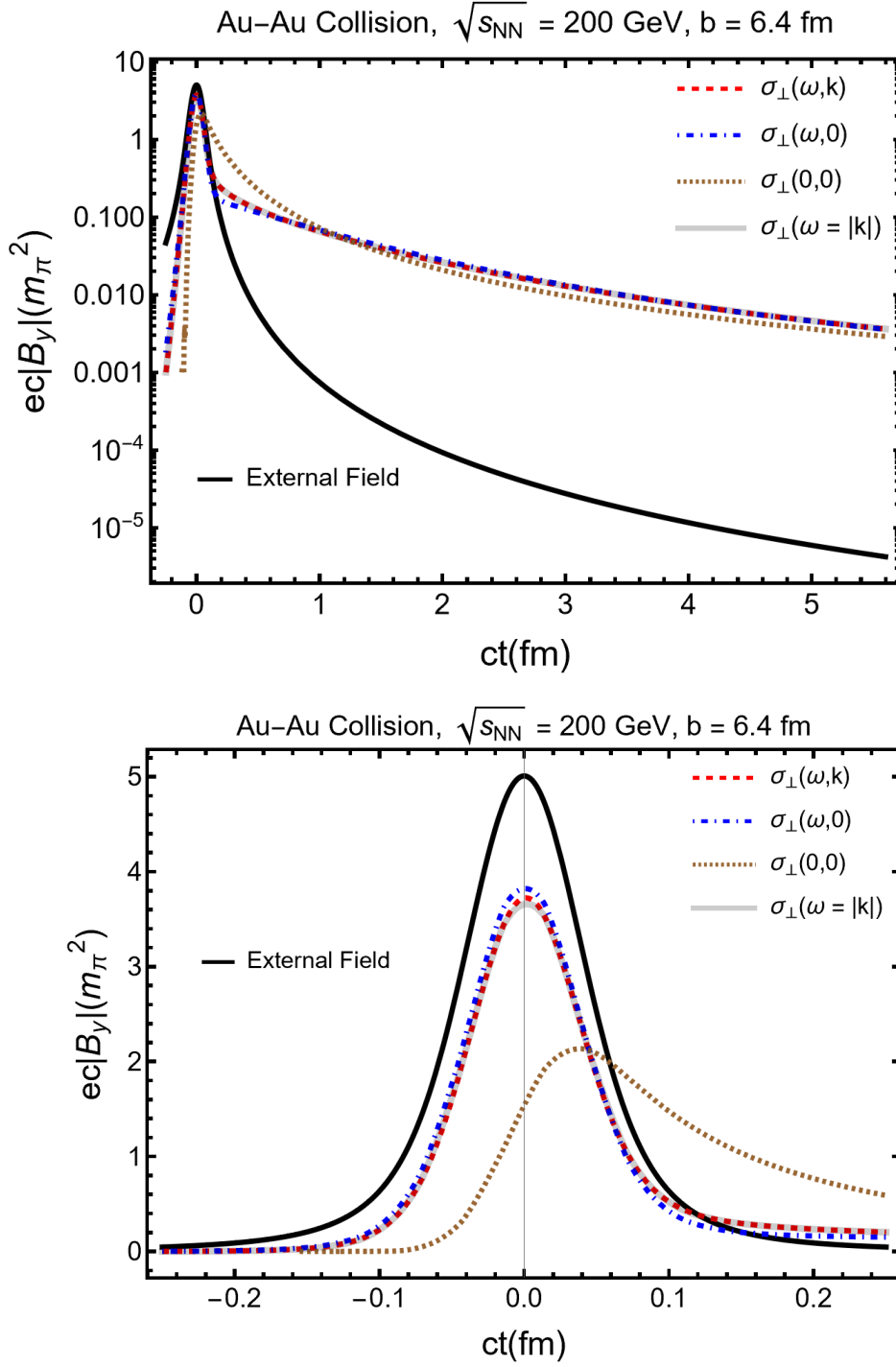


Fig. 21. The magnetic field at the collision center as a function of time, for QGP at $T = 300 \text{ MeV}$ formed in Au–Au collisions ($Z = 79$) at $\sqrt{s_{\text{NN}}} = 200 \text{ GeV}$ and impact parameter $b = 6.4 \text{ fm}$. The top panel shows the magnetic field on a semi-logarithmic scale up to $ct = 5 \text{ fm}$. The bottom panel shows the early-time magnetic field on a linear scale. *Published in Ref. [87] under the CC BY 4.0 license*

The simplest method to calculate the late-time magnetic field of colliding nuclei is to assume a static conductivity [94]. In this case, the magnetic field in Fourier space has the form

$$\tilde{\mathbf{B}}(\omega, \mathbf{k}) = \frac{\mu_0 i \mathbf{k} \times \tilde{\mathbf{j}}_{\perp \text{ext}}}{\mathbf{k}^2 - \omega^2 - i\omega\sigma_0}, \quad (2.70)$$

which is Fourier transformed using contour integration in the appendix of [87] to

$$B_y(t) = -\mu_0 \frac{Zq\beta b\sigma_0}{(2\pi) 4t^2} e^{\frac{-b^2\sigma_0}{16t}}. \quad (2.71)$$

Looking at the top panel of Fig. 21, the static conductivity, dotted line, initially overestimates the magnetic field after the external field begins to disappear since the effect of dynamic screening is not captured. Approaching the freeze-out time $t_f \approx 5 \text{ fm}/c$ every model of the response function predicts similar values for the magnetic field [111]. This is because the static conductivity determines the dependence of the magnetic field at times later than $t > 1/\sigma \approx 59 \text{ fm}/c$ after which damping of the initial magnetic field pulse is irrelevant.

Alternatively, by assuming a point-like charge distribution $R \rightarrow 0$ and approximating the magnetic field for $1/\sigma_0 > t \gg 1/\kappa$, one can derive the late-time magnetic field using the Drude conductivity Eq. (2.63)

$$B_y(t) \approx \mu_0 \frac{Ze\beta b\kappa\omega_p}{8\pi} \left[\frac{1 - e^{-\kappa t}}{\kappa t} - e^{-\kappa t} \text{Ei}(t\kappa) \right]. \quad (2.72)$$

This result has the advantage of accurately describing the late-time magnetic field $t > t_f$ at large γ as shown in Fig. 22. Both these results illustrate that the late-time magnetic field has a finite limit when $\gamma \rightarrow \infty$ as it depends only on $\beta \rightarrow 1$, but not on γ . The approximation used to derive this solution holds for $\gamma\beta \gg \sqrt{\kappa/\sigma_0} \approx 12$.

In Fig. 22 we study the freeze-out magnetic field for $T = 150 \text{ MeV}$ for collisions with colliding heavy-ions. We expect that around this temperature, QGP will hadronize [112]. We compare Eq. (2.71) to the full numerical result using the full polarization tensor Eq. (2.67) and explore dependence on the Lorentz-factor $\gamma \in \{10, 1000\}$. The approximate static late time solution Eq. (2.71) shown as an orange dashed line is compared to numerical calculations and to the late time analytic expansion Eq. (2.72). The approximate solution does not fully match the ultrarelativistic limit until times $t > t_\sigma \approx 59 \text{ fm}/c$. The freeze-out magnetic field at fixed freeze-out time and temperature $T = 150 \text{ MeV}$ Eq. (2.71) (black solid line) is independent of the beam energy over a wide range of γ . It begins to diverge slowly from the ultra-relativistic case at around $\gamma \leq 15$ for the time window shown in the figure. Lower beam energies result in a somewhat larger field at late times.

As seen in Fig. 22 the late-time magnetic field has a very soft dependence on the heavy-ion collision energy. However, the time t_f at which QGP hadronization occurs, varies with collision energy; this has a much stronger effect on the magnitude of the freeze-out field. As the QGP begins to hadronize at time t_f , one may expect hadrons to be statistically polarized with respect to the magnetic field. In [89] the measured difference in global polarization of hyperons and anti-hyperons is used to give an upper bound on the magnetic field at QGP freeze-out, $B \sim 2.7 \times 10^{-3} m_\pi^2$ for Au+Au collisions at $\sqrt{s_{\text{NN}}} = 200 \text{ GeV}$. Looking at Fig. 22 the magnetic field for $\gamma = 100$ at QGP freeze-out $t_f \approx 5 \text{ fm}/c$ is predicted to be $B \approx 1.2 \times 10^{-3} m_\pi^2$, somewhat below this upper bound. Note that this assumes the polarization rapidly equilibrates in the plasma. It also neglects any interactions during the hadron gas stage of the collision.

Since the remnant magnetic field at hadronization does not depend directly on the collision energy, an experimental measurement of the magnetic field at different

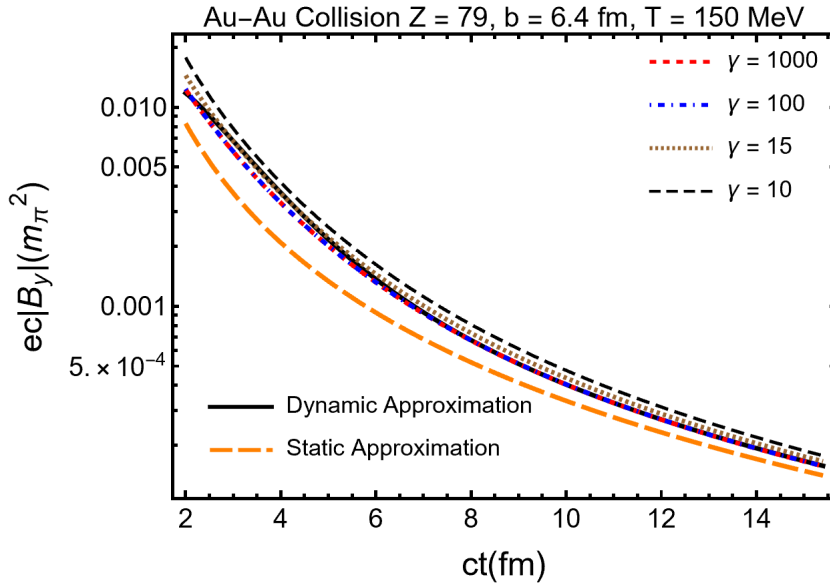


Fig. 22. The freeze-out magnetic field for $T = 150$ MeV for collisions with colliding heavy-ions at different value of Lorentz-factor, $\gamma = 10, 15, 100, 1000$ as function of freeze-out time. Adapted from Ref. [87]

collision energies could permit the determination of the electrical conductivity of the QGP or a determination of the freeze-out time of QGP if the conductivity is assumed to be known. As discussed at the beginning we are particularly interested in the primordial cosmic QGP conductivity which allows us to model the response of primordial plasma to strong magnetic fields.

2.5 Strange hadron abundance in cosmic plasma

Hadron populations in equilibrium

As the Universe expanded and cooled down to the QGP Hagedorn temperature $T_H \approx 150$ MeV, the primordial QGP underwent a phase transformation called hadronization. Quarks and gluons fragmented, combined and formed matter and antimatter we are familiar with. After hadronization, one may think that all relatively short lived massive hadrons decay rapidly and disappear from the Universe. However, the most abundant hadrons, pions $\pi(q\bar{q})$, can be produced via their inverse decay process $\gamma\gamma \rightarrow \pi^0$. Therefore they retain their chemical equilibrium down to $T = 3 \sim 5$ MeV [74].

This result demonstrates a key difference between laboratory heavy-ion experiments and the the hot hadronic Universe: In the evolving Universe we allow for a full adjustment in the particle inventory to the ambient temperature, and we follow this inventory as a function of temperature with chemical potential(s) constrained by the baryon asymmetry, this is how the overview Fig. 1.1 was obtained. The key dynamic difference between Universe and laboratory is that in the former each particle has individual decoupling conditions while in the latter we study only strongly interacting particles, which all freeze-out near to phase cross-over from QGP to the hadron phase: Laboratory experimental data provide snap-shot image of QGP explosion into hadrons. For our study of laboratory environment see Ref. [5, 113, 114]. It is the mas-

tery of the methods developed in the study of relativistic heavy-ion collisions that makes precise modeling of the primordial Universe possible.

We begin by determining the Universe particle population composition assuming both kinetic and particle abundance equilibrium (chemical equilibrium) of non-interacting bosons and fermions. By considering the charge neutrality and a prescribed conserved baryon-per-entropy-ratio $(n_B - n_{\bar{B}})/\sigma$ we can determine the baryon chemical potential μ_B [52, 6, 42]. We extend this approach allowing for the presence of strange hadrons, and imposing conservation of strangeness in the primordial Universe – the strange quark content in hadrons must equal the anti-strange quark content in statistical average $\langle s - \bar{s} \rangle = 0$.

Given $\mu_B(T)$, $\mu_s(T)$ the baryon and strangeness chemical potentials as a function of temperature, we can obtain the particle number densities for different strange and non-strange species and study their population in the primordial Universe. Our approach prioritizes strangeness pair production into bound hadron states by either strong or electromagnetic interactions, or both, over the also possible weak interaction strangeness changing processes, which are capable to amplify the effect of baryon asymmetry. This is another topic beyond the scope of this work deserving further attention.

To characterize the baryon and strangeness content of a hadron we employ the chemical fugacity for strangeness λ_s and for light quarks λ_q

$$\lambda_s = \exp(\mu_s/T) \quad \lambda_q = \exp(\mu_B/3T). \quad (2.73)$$

Here μ_s and μ_B are the chemical potential of strangeness and baryon, respectively. To obtain quark fugacity λ_q , we divide the baryo-chemical potential of baryons by quark content in the baryon, *i.e.* three.

When the baryon chemical potential does not vanish, the chemical potential of strangeness in the primordial Universe is obtained by imposing the conservation of strangeness constraint $\langle s - \bar{s} \rangle = 0$, see Section 11.5 in Ref. [51] which leads considering only the dominant single strange hadrons to the condition

$$\lambda_s = \lambda_q \sqrt{\frac{F_K + \lambda_q^{-3} F_Y}{F_K + \lambda_q^3 F_Y}}. \quad (2.74)$$

Here we employ the phase-space function F_i for sets of nucleon N , kaons K , and hyperon Y particles

$$F_N = \sum_{N_i} g_{N_i} W(m_{N_i}/T), \quad N_i = n, p, \Delta(1232), \quad (2.75)$$

$$F_K = \sum_{K_i} g_{K_i} W(m_{K_i}/T), \quad K_i = K^0, \bar{K}^0, K^\pm, K^*(892), \quad (2.76)$$

$$F_Y = \sum_{Y_i} g_{Y_i} W(m_{Y_i}/T), \quad Y_i = \Lambda, \Sigma^0, \Sigma^\pm, \Sigma(1385), \quad (2.77)$$

g_{N_i, K_i, Y_i} are the degeneracy factors, and the function $W(x) = x^2 K_2(x)$ was introduced in Eq. (2.1).

Considering the massive particle number density in the Boltzmann approximation, we obtain

$$n_N = \frac{T^3}{2\pi^2} \lambda_q^3 F_N, \quad n_{\bar{N}} = \frac{T^3}{2\pi^2} \lambda_q^{-3} F_N, \quad (2.78)$$

$$n_K = \frac{T^3}{2\pi^2} (\lambda_s \lambda_q^{-1}) F_K, \quad n_{\bar{K}} = \frac{T^3}{2\pi^2} (\lambda_s^{-1} \lambda_q) F_K, \quad (2.79)$$

$$n_Y = \frac{T^3}{2\pi^2} (\lambda_q^2 \lambda_s) F_Y, \quad n_{\bar{Y}} = \frac{T^3}{2\pi^2} (\lambda_q^{-2} \lambda_s^{-1}) F_Y. \quad (2.80)$$

In this case, the net baryon density in the primordial Universe with temperature range $150 \text{ MeV} > T > 10 \text{ MeV}$ can be written as

$$\begin{aligned} \frac{(n_B - n_{\bar{B}})}{\sigma} &= \frac{1}{\sigma} [(n_p - n_{\bar{p}}) + (n_n - n_{\bar{n}}) + (n_Y - n_{\bar{Y}})] \\ &= \frac{T^3}{2\pi^2 \sigma} [(\lambda_q^3 - \lambda_q^{-3}) F_N + (\lambda_q^2 \lambda_s - \lambda_q^{-2} \lambda_s^{-1}) F_Y] \\ &= \frac{T^3}{2\pi^2 \sigma} (\lambda_q^3 - \lambda_q^{-3}) F_N \left[1 + \frac{\lambda_s}{\lambda_q} \left(\frac{\lambda_q^3 - \lambda_q^{-1} \lambda_s^{-2}}{\lambda_q^3 - \lambda_q^{-3}} \right) \frac{F_Y}{F_N} \right] \\ &\approx \frac{T^3}{2\pi^2 \sigma} (\lambda_q^3 - \lambda_q^{-3}) F_N \left[1 + \frac{\lambda_s}{\lambda_q} \frac{F_Y}{F_N} \right], \end{aligned} \quad (2.81)$$

where we can neglect the term F_Y/F_N in the expansion of Eq. (2.74) in our temperature range.

Introducing the strangeness conservation $\langle s - \bar{s} \rangle = 0$ constraint and using the entropy density in the primordial Universe, the explicit relation for baryon to entropy ratio becomes

$$\frac{n_B - n_{\bar{B}}}{\sigma} = \frac{45}{2\pi^4 g_*^s} \sinh \left[\frac{\mu_B}{T} \right] F_N \times \left[1 + \frac{F_Y}{F_N} \sqrt{\frac{1 + e^{-\mu_B/T} F_Y/F_K}{1 + e^{\mu_B/T} F_Y/F_K}} \right]. \quad (2.82)$$

The present-day baryon-per-entropy-ratio is needed in Eq. (2.82), see Eq. (1.69). It is convenient to also remember the quantum value of entropy per particle, for a massless bosons $\sigma/n|_{\text{boson}} \approx 3.60$, and for a massless fermions $\sigma/n|_{\text{fermion}} \approx 4.20$. We solve Eq. (2.74) and Eq. (2.82) numerically to obtain baryon and strangeness chemical potentials as functions of temperature shown in the top frame of Fig. 23.

The shape of chemical potentials in the top frame of Fig. 23 changes dramatically, showing a knee in the temperature window $50 \text{ MeV} \leq T \leq 30 \text{ MeV}$. This behavior is describing the antibaryon disappearance from the Universe inventory. Substituting the chemical potential λ_q and λ_s into particle density Eq. (2.78), Eq. (2.79), and Eq. (2.80), we can obtain the particle number densities for different species as functions of temperature.

The net baryon $n_B - n_{\bar{B}}$ number density is compared to the antibaryon number density in the bottom frame of Fig. 23. We note the transition point $n_{\bar{B}} \ll (n_B - n_{\bar{B}}) = 1$ at temperature $T = 38.2 \text{ MeV}$ marking the effective antibaryon disappearance temperature from the Universe inventory. This precisely computed result is in good agreement with the qualitative result presented in 1990 by Kolb and Turner [31]. Below this temperature, antibaryons rapidly disappear, while the baryon density dilutes due to Universe expansion. The baryon to entropy ratio remains constant.

In Fig. 24 we present examples of hadronic particle abundance ratios of interest. Pions $\pi(q\bar{q})$ are the most abundant hadrons $n_\pi/n_B \gg 1$, because of their low mass

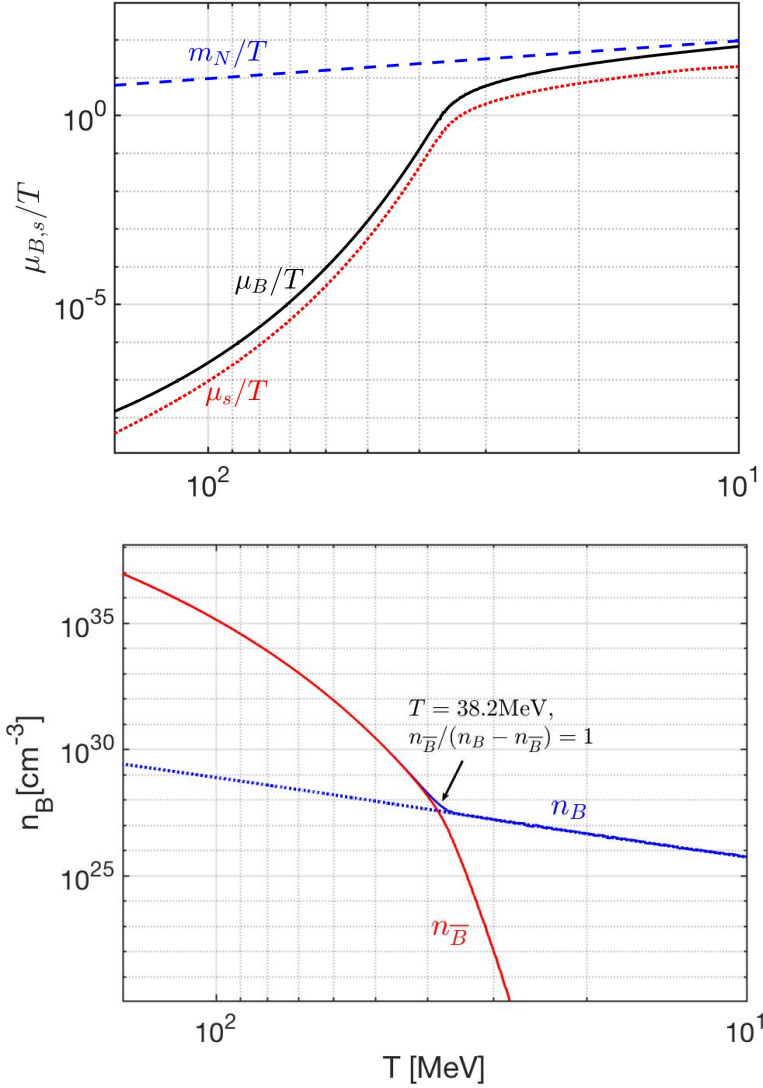


Fig. 23. Top frame: Solid (black) line baryon number chemical potential μ_B/T ; dotted (red) line strangeness chemical potential μ_s/T , as a function of temperature $150 \text{ MeV} > T > 10 \text{ MeV}$ in the primordial Universe; for comparison we show dashed (blue) m_N/T with $m_N = 938.92 \text{ MeV}$, the average nucleon mass. *Published in Ref. [7] under the CC BY 4.0 license. Adapted from Ref. [29]* Bottom frame: Net baryon number $n_B - n_{\bar{B}}$ in temperature range $150 \text{ MeV} > T > 5 \text{ MeV}$, the dashed (blue) line turns into solid (blue) line depicting baryon density n_B once the antibaryon $n_{\bar{B}}$ number density, solid line (red), diminishes; the transition point $n_{\bar{B}}/(n_B - n_{\bar{B}}) = 1$ is at $T = 38.2 \text{ MeV}$. *Published in Ref. [1] under the CC BY 4.0 license. Adapted from Ref. [29]*

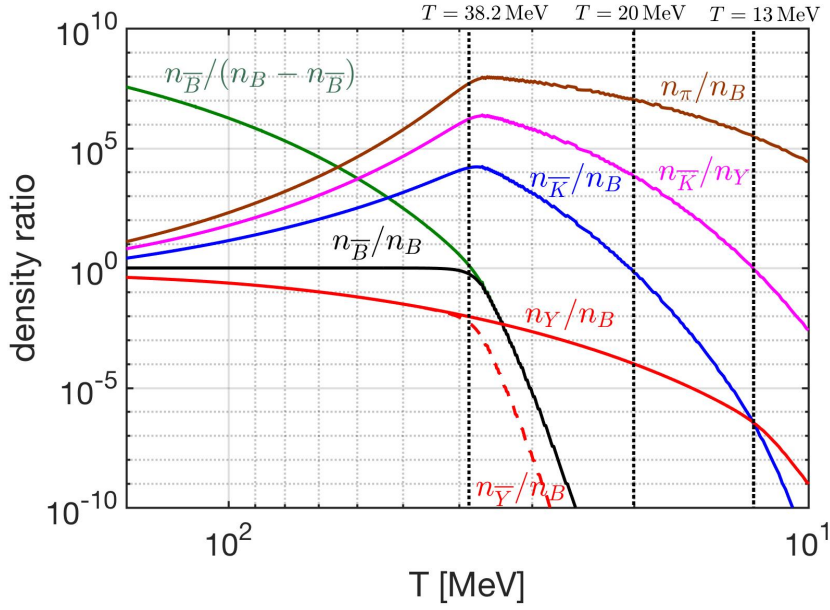


Fig. 24. Ratios of hadronic particle number densities with baryon B yields as a function of temperature $150 \text{ MeV} > T > 10 \text{ MeV}$: Pions π (brown line), kaons $K(q\bar{s})$ (blue), antibaryon \bar{B} (black), hyperon Y (red) and anti-hyperons \bar{Y} (dashed red). Also shown \bar{K}/Y (purple). Vertical lines highlight events described in text. *Published in Ref. [1] under the CC BY 4.0 license. Adapted from Ref. [7]*

and the reaction $\gamma\gamma \rightarrow \pi^0$, which assures chemical yield equilibrium [74] in the era of interest here. For $150 \text{ MeV} > T > 20.8 \text{ MeV}$, we see the ratio $n_{\bar{K}(q\bar{s})}/n_B \gg 1$, which implies pair abundance of strangeness is more abundant than baryons, and is dominantly present in mesons, since $n_{\bar{K}}/n_Y \gg 1$. This also implies that the exchange reaction $\bar{K} + N \rightarrow \Lambda + \pi$ can re-equilibrate kaons and hyperons; therefore strangeness symmetry $s = \bar{s}$ can be maintained. Considering n_Y/n_B we see that hyperons $Y(sq\bar{q})$ remain a noticeable 1% component in the baryon yield through the domain of antibaryon decoupling. Below $T = 12.9 \text{ MeV}$ we have $n_Y/n_B > n_{\bar{K}}/n_B$, now the still existent tiny abundance of strangeness is found predominantly in hyperons.

Strange hadron dynamic population

Given the equilibrium abundances of hadrons in the epoch of interest $150 \text{ MeV} \geq T \geq 10 \text{ MeV}$, we turn now to study the freeze-out temperature for different particles and strangeness by comparing the relevant reaction rates with each other and with the Hubble expansion rate. We will need to explore a large number of reactions, going well beyond the relative simplicity of the case of QGP phase of matter studied in relativistic heavy ion collisions. We find that strangeness in hadronic particles is kept in equilibrium in the primordial Universe down until $T \approx 13 \text{ MeV}$. This study addresses non-interacting particles; nuclear interactions can be many times greater compared to this temperature. Thus further exploration of this result seems necessary in the future.

Let us first consider an unstable strange particle S decaying into two particles 1 and 2, which themselves have no strangeness content. In a dense and high-temperature

plasma with particles 1 and 2 in thermal equilibrium, the inverse reaction populates the system with particle S . This is written schematically as

$$S \iff 1 + 2, \quad \text{Example : } K^0 \iff \pi + \pi. \quad (2.83)$$

As long as both decay and production reactions are possible, particle S abundance remains in thermal equilibrium; as already discussed this balance between production and decay rates is the ‘detailed balance’.

Once the primordial Universe expansion rate $1/H$ overwhelms the strongly temperature dependent back-reaction and the back-reaction freeze-out, then the decay $S \rightarrow 1 + 2$ occurs out of balance and particle S disappears rather rapidly from the inventory.

Next on our list are the two-on-two strangeness producing and burn-up reactions. These have significantly higher strangeness production reaction thresholds, thus especially near to strangeness decoupling, their influence is negligible. Such reactions are more important near the QGP hadronization temperature $T_H \simeq 150$ MeV. A typical strangeness exchange reaction is $K + N \leftrightarrow \Lambda + \pi$, (see Chapter 18 in Ref. [51]).

In Fig. 25 we show some reactions relevant to strangeness evolution in the considered Universe evolution epoch $150 \text{ MeV} \geq T \geq 10 \text{ MeV}$ and their pertinent reaction strength. Specifically:

- We study strange quark abundance in baryons and mesons, considering both open and hidden strangeness (hidden: $s\bar{s}$ -content). Important source reactions are $l^- + l^+ \rightarrow \phi$, $\rho + \pi \rightarrow \phi$, $\pi + \pi \rightarrow K_S$, $\Lambda \leftrightarrow \pi + N$, and $\mu^\pm + \nu \rightarrow K^\pm$.
- Muons and pions are coupled through electromagnetic reactions $\mu^+ + \mu^- \leftrightarrow \gamma + \gamma$ and $\pi \leftrightarrow \gamma + \gamma$ to the photon background and retain their chemical equilibrium until the temperature $T = 4$ MeV and $T = 5$ MeV, respectively [115, 74]. The large $\phi \leftrightarrow K + K$ rate assures ϕ and K are in relative chemical equilibrium.

In order to determine where exactly strangeness disappears from the Universe inventory, we explore the magnitudes of different rates of production and decay processes in mesons and hyperons and present results in figures. The reaction rates required to describe strangeness time evolution are presented in Ref. [116].

Strangeness creation and annihilation rates in mesons

From Fig. 25 in the meson domain, the relevant interaction rates competing with Hubble time are the reactions

$$\pi + \pi \leftrightarrow K, \quad \mu^\pm + \nu \leftrightarrow K^\pm, \quad l^+ + l^- \leftrightarrow \phi, \quad (2.84)$$

$$\rho + \pi \leftrightarrow \phi, \quad \pi + \pi \leftrightarrow \rho. \quad (2.85)$$

The thermal reaction rate per time and volume for two body-to-one particle reactions $1 + 2 \rightarrow 3$ has been presented before [68, 74, 117].

In full kinetic and chemical equilibrium, the reaction rate per time per volume can be written as [117] :

$$R_{12 \rightarrow 3} = \frac{g_3}{(2\pi)^2} \frac{m_3}{\tau_3^0} \int_0^\infty \frac{p_3^2 dp_3}{E_3} \frac{e^{E_3/T}}{e^{E_3/T} \pm 1} \Phi(p_3), \quad (2.86)$$

where τ_3^0 is the vacuum lifetime of particle 3. The positive sign ‘+’ is for the case when particle 3 is a boson, and negative sign ‘-’ for a fermion. The function $\Phi(p_3)$ for the nonrelativistic limit $m_3 \gg p_3, T$ can be written as

$$\Phi(p_3 \rightarrow 0) = 2 \frac{1}{(e^{E_1/T} \pm 1)(e^{E_2/T} \pm 1)}. \quad (2.87)$$

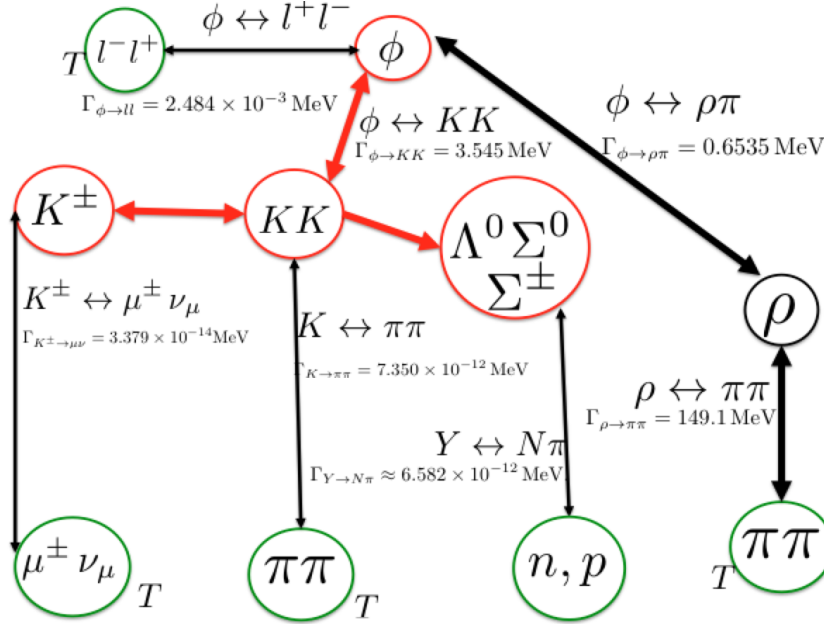


Fig. 25. The strangeness abundance changing reactions in the primordial Universe. The central circles (red) show strangeness carrying hadronic particles; red thick lines denote effectively instantaneous reactions. Black thick lines show relatively strong hadronic reactions. Published in Ref. [1] under the [CC BY 4.0](#) license. Adapted from Ref. [29, 7]

Considering the Boltzmann limit, the thermal reaction rate per unit time and volume becomes

$$R_{12 \rightarrow 3} = \frac{g_3}{2\pi^2} \left(\frac{T^3}{\tau_3^0} \right) \left(\frac{m_3}{T} \right)^2 K_1(m_3/T), \quad (2.88)$$

where K_1 is the modified Bessel functions of integer order '1'.

In order to compare the reaction time with Hubble time $1/H$, it is convenient to define the relaxation time for the process $1 + 2 \rightarrow 3$ as follows:

$$\tau_{12 \rightarrow 3} \equiv \frac{n_1^{eq}}{R_{12 \rightarrow 3}}, \quad n_1^{eq} = \frac{g_1}{2\pi^2} \int_{m_1}^{\infty} dE \frac{E \sqrt{E^2 - m_1^2}}{\exp(E/T) \pm 1}, \quad (2.89)$$

where n_1^{eq} is the thermal equilibrium number density of particle 1 with the 'heavy' mass $m_1 > T$. Combining Eq. (2.88) with Eq. (2.89) we obtain

$$\frac{\tau_{12 \rightarrow 3}}{\tau_3^0} = \frac{2\pi^2 n_1^{eq}/T^3}{g_3(m_3/T)^2 K_1(m_3/T)}, \quad n_1^{eq} \simeq g_1 \left(\frac{m_1 T}{2\pi} \right)^{3/2} e^{-m_1/T}, \quad (2.90)$$

where, conveniently, the relaxation time does not depend on the abundant and often relativistic heat bath component 2, e.g. l^\pm, π, ν, γ . The density of heavy particles 1 and 3 can in general be well approximated using the leading and usually non-relativistic Boltzmann term as shown above.

In general, the reaction rates for inelastic collision process capable of changing particle number, for example $\pi\pi \rightarrow K^0$, are suppressed by the factor $\exp(-m_{K^0}/T)$. On the other hand, there is no suppression for the elastic momentum and energy

exchanging particle collisions in plasma. In general for the case $m \gg T$, the dominant collision term in the relativistic Boltzmann equation is the elastic collision term, keeping all heavy particles in kinetic energy equilibrium with the plasma. This allows us to study the particle abundance in plasma presuming the energy-momentum statistical distribution equilibrium shape exists. This insight was discussed in detail in the preparatory phase of laboratory exploration of hot hadron and quark matter, see [68].

In order to study the particle abundance in the Universe when $m \gg T$, instead of solving the exact Boltzmann equation, we can separate the fast energy-momentum equilibrating collisions from the slow particle number changing inelastic collisions. This approach makes it possible to explore the rates of inelastic collision and compare the relaxation times of particle production in all relevant reactions with the Universe expansion rate at a fixed temperature which governs the shape of particle distributions.

It is common to refer to particle freeze-out as the epoch where a given type of particle ceases to interact with other particles. In this situation the particle abundance decouples from the cosmic plasma, a chemical nonequilibrium and even complete abundance disappearance of this particle can accompany this; the condition for the given reaction $1 + 2 \rightarrow 3$ to decouple is

$$\tau_{12 \rightarrow 3}(T_f) = 1/H(T_f), \quad (2.91)$$

where T_f is the freeze-out temperature.

In the epoch of interest, $150 \text{ MeV} > T > 10 \text{ MeV}$, the Universe is dominated by radiation and effectively massless matter behaving like radiation. The Hubble parameter can be obtained from the Hubble equation Eq. (1.5) and written as [31]

$$H^2 = H_{rad}^2 \left(1 + \frac{\rho_{\pi, \mu, \rho}}{\rho_{rad}} + \frac{\rho_{strange}}{\rho_{rad}} \right) = \frac{8\pi^3 G_N}{90} g_*^e T^4, \quad H_{rad}^2 = \frac{8\pi G_N \rho_{rad}}{3}, \quad (2.92)$$

where: g_*^e is the total number of effective relativistic ‘energy’ degrees of freedom; G_N is the Newtonian constant of gravitation; the ‘radiation’ energy density includes $\rho_{rad} = \rho_\gamma + \rho_\nu + \rho_{e^\pm}$ for photons, neutrinos, and massless electrons(positrons). The massive-particle correction is $\rho_{\pi, \mu, \rho} = \rho_\pi + \rho_\mu + \rho_\rho$; and at highest T of interest, also of (minor) relevance, $\rho_{strange} = \rho_{K^0} + \rho_{K^\pm} + \rho_{K^*} + \rho_\eta + \rho_{\eta'}$. Equating $1/H$ to the computed reaction rate we obtain the freeze-out temperature T_f .

When considering the reaction rates and quoting T_f , we must check allowing for a finite reaction time how sudden the freeze-out happens. We refer to this temperature uncertainty as ΔT_f , which by a simple scale consideration can be defined by

$$\Delta T_f \simeq \frac{1}{R(T_f)} \times \frac{dT}{dt}. \quad (2.93)$$

R [MeV] is the value of reaction rate at freeze-out. The greater is the rate R_f the sharper is the freeze-out, thus smaller ΔT_f .

For the temperature range $50 \text{ MeV} > T > 5 \text{ MeV}$, we have $10^{-1} < dT/dt < 10^{-4} \text{ MeV}/\mu s$. We estimate the width of the freeze-out temperature interval ΔT_f using reaction rates for dt as follows

$$\frac{1}{\Delta T_f} \equiv \left[\frac{1}{(\Gamma_{12 \rightarrow 3}/H)} \frac{d(\Gamma_{12 \rightarrow 3}/H)}{dT} \right]_{T_f}, \quad \Gamma_{12 \rightarrow 3} \equiv \frac{1}{\tau_{12 \rightarrow 3}}. \quad (2.94)$$

Using Eq. (2.92) and Eq. (2.90) and considering the temperature range $50 \text{ MeV} > T > 5 \text{ MeV}$ with $g_*^e \approx \text{constant}$ we obtain, using the Boltzmann approximation to describe

Reactions	Freeze-out T_f [MeV]	Uncertainty ΔT_f [MeV]
$\mu^\pm \nu \rightarrow K^\pm$	$T_f = 33.8$ MeV	3.5 MeV
$e^+ e^- \rightarrow \phi$	$T_f = 24.9$ MeV	0.6 MeV
$\mu^+ \mu^- \rightarrow \phi$	$T_f = 23.5$ MeV	0.6 MeV
$\pi\pi \rightarrow K$	$T_f = 19.8$ MeV	1.2 MeV
$\pi\pi \rightarrow \rho$	$T_f = 12.3$ MeV	0.2 MeV

Table 1. Strangeness producing reactions in the primordial Universe, their freeze-out temperature T_f ; and temperature uncertainty ΔT_f

the massive particles 1 and 3,

$$\frac{\Delta T_f}{T_f} \approx \frac{T_f}{m_3 - m_1 - 2T_f}, \quad m_3 - m_1 \gg T_f. \quad (2.95)$$

The width of the freeze-out domain is shown in the right column in Table 1. We see a range of 2-10%. Therefore it is nearly justified to consider as a decoupling condition in time the value of temperature at which the pertinent rate crosses the Hubble expansion rate, see Fig. 26.

In Fig. 26 we plot the hadronic reaction relaxation times τ_i in the meson sector as a function of temperature compared to Hubble time $1/H$. We note that the weak interaction reaction $\mu^\pm + \nu_\mu \rightarrow K^\pm$ becomes slower compared to the Universe expansion near temperature $T_f^{K^\pm} = 33.8$ MeV, signaling the onset of abundance nonequilibrium for K^\pm . For $T < T_f^{K^\pm}$, the reactions $\mu^\pm + \nu_\mu \rightarrow K^\pm$ decouples from the cosmic plasma; the corresponding detailed balance can be broken and the decay reactions $K^\pm \rightarrow \mu^\pm + \nu_\mu$ are acting like a (small) ‘‘hole’’ in the strangeness abundance ‘‘pot’’. If other strangeness production reactions did not exist, strangeness would disappear as the Universe cools below $T_f^{K^\pm}$. However, there are other reactions: $l^+ + l^- \leftrightarrow \phi$, $\pi + \pi \leftrightarrow K$, and $\rho + \pi \leftrightarrow \phi$ can still produce the strangeness in cosmic plasma and the rate is very large compared to the weak interaction decay.

In Table 1 we also show the characteristic strangeness reactions and their freeze-out temperatures in the primordial Universe. The intersection of strangeness reaction times with $1/H$ occurs for $l^- + l^+ \rightarrow \phi$ at $T_f^\phi = 25 \sim 23$ MeV, and for $\pi + \pi \rightarrow K$ at $T_f^K = 19.8$ MeV, for $\pi + \pi \rightarrow \rho$ at $T_f^\rho = 12.3$ MeV. The reactions $\gamma + \gamma \rightarrow \pi$ and $\rho + \pi \leftrightarrow \phi$ are faster compared to $1/H$. However, the $\rho \rightarrow \pi + \pi$ lifetime (black dashed line in Fig. 26) is smaller than the reaction $\rho + \pi \leftrightarrow \phi$; in this case, most of the ρ -mesons decays faster, thus are absent and cannot contribute to the strangeness creation in the meson sector. Below the temperature $T < 20$ MeV, all the detail balances in the strange meson reactions are broken and the strangeness in the meson sector should disappear rapidly, were it not for the small number of baryons present in the Universe.

Strangeness production and exchange rates involving hyperons

In order to understand strangeness in hyperons in the baryonic domain, we now consider the strangeness production reaction $\pi + N \rightarrow K + \Lambda$, the strangeness exchange reaction $\bar{K} + N \rightarrow \Lambda + \pi$; and the strangeness decay $\Lambda \rightarrow N + \pi$. The competition between different strangeness reactions allows strange hyperons and anti-hyperons to influence the dynamic nonequilibrium condition, including development of $\langle s - \bar{s} \rangle \neq 0$.

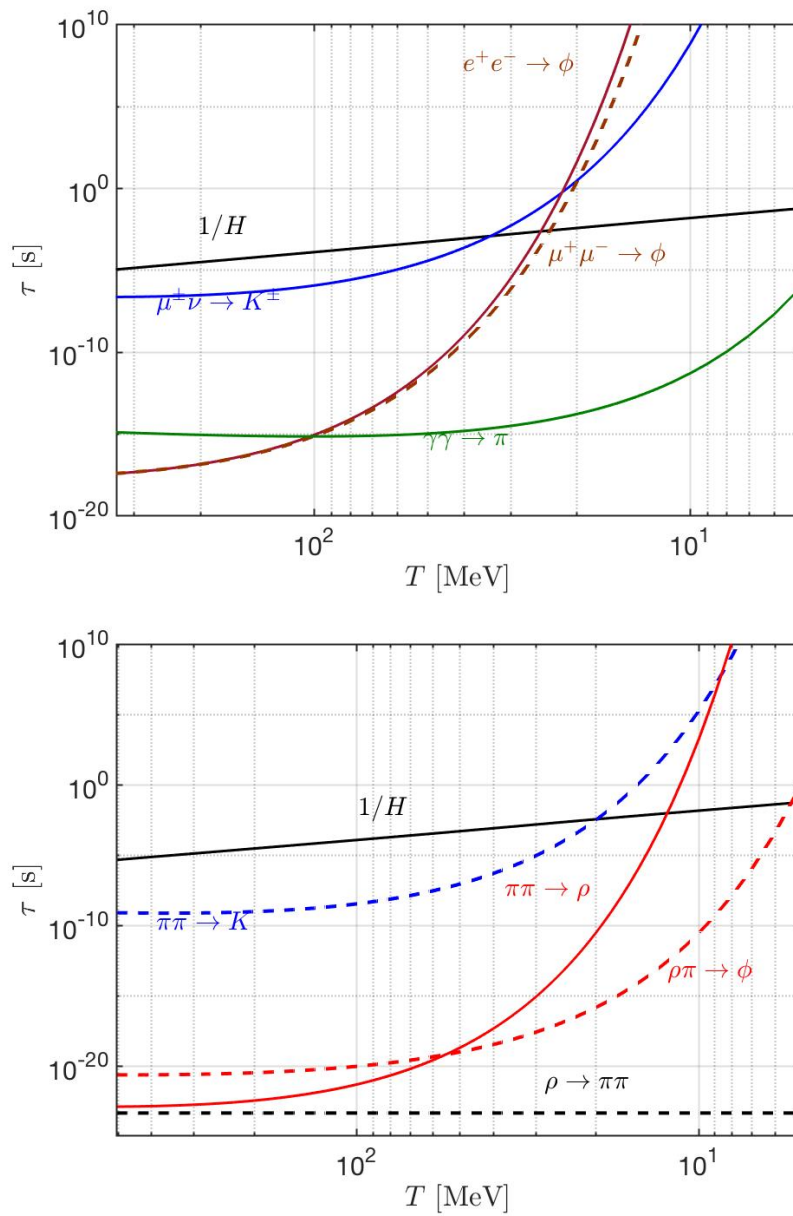


Fig. 26. Hadronic relaxation reaction times, see Eq. (2.89), as a function of temperature T , are compared to Hubble time $1/H$ (black solid line). At bottom the horizontal black-dashed line is the natural (vacuum) lifespan of ρ . Published in Ref. [1] under the *CC BY 4.0 license*. Adapted from Ref. [29, 7]

To evaluate the reaction rate in two-body reaction $1+2 \rightarrow 3+4$ in the Boltzmann approximation we can use the reaction cross-section $\sigma(s)$ and the relation [51]:

$$R_{12 \rightarrow 34} = \frac{g_1 g_2}{32\pi^4} \frac{T}{1 + I_{12}} \int_{s_{th}}^{\infty} ds \sigma(s) \frac{\lambda_2(s)}{\sqrt{s}} K_1(\sqrt{s}/T), \quad (2.96)$$

where K_1 is the Bessel function of order 1 and the function $\lambda_2(s)$ is defined as

$$\lambda_2(s) = [s - (m_1 + m_2)^2] [s - (m_1 - m_2)^2], \quad (2.97)$$

with m_1 and m_2 , g_1 and g_2 as the masses and degeneracy of the initial interacting particle. The factor $1/(1 + I_{12})$ is introduced to avoid double counting of indistinguishable pairs of particles; we have $I_{12} = 1$ for identical particles and $I_{12} = 0$ for others.

The thermal averaged cross-sections for the strangeness production and exchange processes are about $\sigma_{\pi N \rightarrow K\Lambda} \sim 0.1$ mb and $\sigma_{\bar{K}N \rightarrow \Lambda\pi} = 1 \sim 3$ mb in the energy range in which we are interested [68]. The cross-section can be parameterized as follows:

1) For the cross-section $\sigma_{\bar{K}N \rightarrow \Lambda\pi}$ we use [68]

$$\sigma_{\bar{K}N \rightarrow \Lambda\pi} = \frac{1}{2} (\sigma_{K^- p \rightarrow \Lambda\pi^0} + \sigma_{K^- n \rightarrow \Lambda\pi^-}). \quad (2.98)$$

Here the experimental cross-sections can be parameterized as

$$\sigma_{K^- p \rightarrow \Lambda\pi^0} = \begin{cases} 1479.53 \text{mb} \cdot \exp\left(\frac{-3.377\sqrt{s}}{\text{GeV}}\right), & \text{for } \sqrt{s_m} < \sqrt{s} < 3.2 \text{GeV} \\ 0.3 \text{mb} \cdot \exp\left(\frac{-0.72\sqrt{s}}{\text{GeV}}\right), & \text{for } \sqrt{s} > 3.2 \text{GeV} \end{cases}, \quad (2.99)$$

$$\sigma_{K^- n \rightarrow \Lambda\pi^-} = 1132.27 \text{mb} \cdot \exp\left(\frac{-3.063\sqrt{s}}{\text{GeV}}\right), \text{ for } \sqrt{s} > 1.699 \text{GeV}, \quad (2.100)$$

where $\sqrt{s_m} = 1.473$ GeV.

2) For the cross-section $\sigma_{\pi N \rightarrow K\Lambda}$ we use [118]

$$\sigma_{\pi N \rightarrow K\Lambda} = \frac{1}{4} \times \sigma_{\pi p \rightarrow K^0\Lambda}. \quad (2.101)$$

The experimental $\sigma_{\pi p \rightarrow K^0\Lambda}$ can be approximated as follows

$$\sigma_{\pi p \rightarrow K^0\Lambda} = \begin{cases} \frac{0.9 \text{mb} \cdot (\sqrt{s} - \sqrt{s_0})}{0.091 \text{GeV}}, & \text{for } \sqrt{s_0} < \sqrt{s} < 1.7 \text{GeV} \\ \frac{90 \text{MeV} \cdot \text{mb}}{\sqrt{s} - 1.6 \text{GeV}}, & \text{for } \sqrt{s} > 1.7 \text{GeV}, \end{cases} \quad (2.102)$$

with $\sqrt{s_0} = m_\Lambda + m_K$.

Given the cross-sections, we obtain the thermal reaction rate per volume for strangeness exchange reaction seen in Fig. 27. We see that near to $T = 20$ MeV, the dominant reactions for the hyperon Λ production is $\bar{K} + N \leftrightarrow \Lambda + \pi$. At the same time, the $\pi + \pi \rightarrow K$ reaction becomes slower than Hubble time and kaon K decay rapidly in the primordial Universe. However, the anti-kaons \bar{K} produce the hyperon Λ because of the strangeness exchange reaction $\bar{K} + N \rightarrow \Lambda + \pi$ in the baryon-dominated Universe. We have strangeness in Λ and it disappears from the Universe via the decay $\Lambda \rightarrow N + \pi$. Both strangeness and anti-strangeness disappear because of the $K \rightarrow \pi + \pi$ and $\Lambda \rightarrow N + \pi$, while the strangeness abundance $s = \bar{s}$ in the primordial Universe remains.

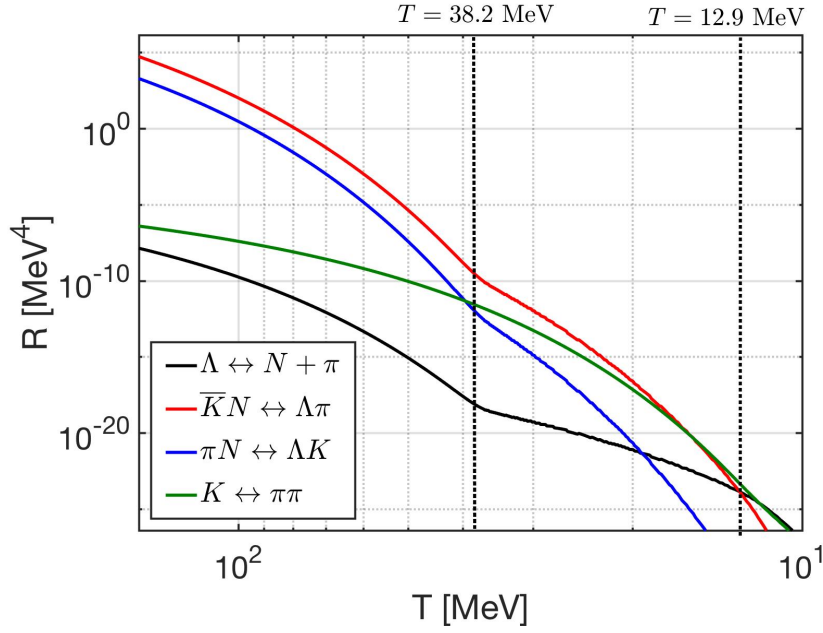


Fig. 27. Thermal reaction rate R per volume and time for important hadronic strangeness production and exchange processes as a function of temperature $150 \text{ MeV} > T > 10 \text{ MeV}$ in the primordial Universe. Published in Ref. [1] under the *CC BY 4.0* license. Adapted from Ref. [29, 7]

Near to $T = 12.9 \text{ MeV}$ the reaction $\Lambda + \pi \rightarrow \bar{K} + N$ becomes slower than the strangeness decay $\Lambda \leftrightarrow N + \pi$ and shows that at the low temperature the Λ particles are still in equilibrium via the reaction $\Lambda \leftrightarrow N + \pi$ and little strangeness remains in the Λ . Then strangeness abundance becomes asymmetric $s \gg \bar{s}$, which implies that the assumption for strangeness conservation can only be valid until the temperature $T \sim 13 \text{ MeV}$. Below this temperature a new regime opens up in which the tiny residual strangeness abundance is governed by weak decays with no re-equilibration with mesons. Also, in view of baryon asymmetry, $\langle s - \bar{s} \rangle \neq 0$.

Strangeness comparison: laboratory with the Universe

In laboratory experiments we study abundance of hadrons present at the instant of chemical freeze-out measuring the value of T_{ch} , Eq. (1.16). The dynamic explosive QGP fireball disintegration, often referred to as ‘sudden hadronization’ spans a temperature range which is smaller than the range $155 > T_{\text{ch}} > 140 \text{ MeV}$, the observed production domain which populates particle abundances near to the QGP breakup condition. There is no background of photons, leptons, or neutrinos.

Said differently, in the laboratory heavy-ion experiments: a) Only strongly interacting degrees of freedom are normally present; b) Particle yields follow from a single chemical freeze-out near to QGP-hadron gas phase cross-over; c) Detailed particle yields allow us to measure the dynamically created chemical potentials; d) An analysis of laboratory experimental data creates a snap-shot image of the abundance freeze-out instant.

In the evolving Universe we allow for a full adjustment of particle yields to the ambient temperature of the dynamically expanding Universe, and we follow these yields as a function of temperature with chemical potential(s) constrained by the

Universe baryon asymmetry. Each particle has an individual decoupling temperature, with unstable particles usually rapidly disappearing after decoupling, while stable decoupled particles are free-streaming. At low temperature we must consider reactions involving thermal photon, lepton, neutrino background.

A comparison between the early Universe particle inventory and laboratory experiments is implicit in yields seen on the left margin of Fig. 24, except for $n_{\bar{B}}/(n_B - n_{\bar{B}})$, which depends on baryon content of the Universe. In this figure the ordinate scale changes by many orders of magnitude since we track the yields over a wide range of temperatures. This prevents us from reading off relevant to heavy-ion collisions results, published in many other works in past decades.

What this means is that our study of evolving abundances in the Universe is entirely different from laboratory experiments using same theoretical methods. A detailed comparison between the early Universe particle inventory and laboratory experiments is not insightful.

3 Neutrino Plasma

3.1 Neutrino properties and reactions

Neutrinos are fundamental particles which play an important role in the evolution of the Universe. In the early Universe the neutrinos are kept in equilibrium with cosmic plasma via the weak interaction. The neutrino-matter interactions play a crucial role in our understanding of neutrinos evolution in the early Universe (such as neutrino freeze-out) and the later Universe (the property of today's neutrino background). In this chapter, we will examine the neutrino coherent and incoherent scattering with matter and their application in cosmology. The investigation of the relation between the effective number of neutrinos N_ν^{eff} and lepton asymmetry L after neutrino freeze-out and its impact on Universe expansion is also discussed in this chapter.

Matrix elements for neutrino coherent & incoherent scattering

According to the standard model, neutrinos interact with other particles via the Charged-Current(CC) and Neutral-Current(NC) interactions. Their Lagrangian can be written as [119]

$$\mathcal{L}^{CC} = \frac{g}{2\sqrt{2}} \left(j_W^\mu W_\mu + j_W^{\mu\dagger} W_\mu^\dagger \right), \quad \mathcal{L}^{NC} = -\frac{g}{2\cos\theta_W} j_Z^\mu Z_\mu, \quad (3.1)$$

where $g = e \sin\theta_W$, W^μ and Z^μ are W and Z boson gauge fields, and j_W^μ and j_Z^μ are the charged-current and neutral-current, respectively. In the limit of energies lower than the $W(m_W = 80 \text{ GeV})$ and $Z(m_z = 91 \text{ GeV})$ gauge bosons, the effective Lagrangians are given by

$$\mathcal{L}_{eff}^{CC} = -\frac{G_F}{\sqrt{2}} j_{W\mu}^\dagger j_W^\mu, \quad \mathcal{L}_{eff}^{NC} = -\frac{G_F}{\sqrt{2}} j_{Z\mu}^\dagger j_Z^\mu, \quad \frac{G_F}{\sqrt{2}} = \frac{g^2}{8m_W^2}, \quad (3.2)$$

where $G_F = 1.1664 \times 10^{-5} \text{ GeV}^{-2}$ is the Fermi constant, which is one of the important parameters that determine the strength of the weak interaction rate. When neutrinos interact with matter, based on the neutrino's wavelength, they can undergo two types of scattering processes: coherent scattering and incoherent scattering with the particles in the medium.

With coherent scattering, neutrinos interact with the entire composite system rather than individual particles within the system. The coherent scattering is particularly relevant for low-energy neutrinos when the wavelength of neutrino is much larger than the size of system. In 1978, Lincoln Wolfenstein pointed out that the coherent forward scattering of neutrinos off matter could be very important in studying the behavior of neutrino flavor oscillation in a dense medium [120]. The fact that neutrinos propagating in matter may interact with the background particles can be described by the picture of free neutrinos traveling in an effective potential.

For incoherent scattering, neutrinos interact with particles in the medium individually. Incoherent scattering is typically more prominent for high-energy neutrinos, where the wavelength of neutrino is smaller compared to the spacing between particles. Study of incoherent scattering of high-energy neutrinos is important for understanding the physics in various astrophysical systems (e.g. supernova, stellar formation) and the evolution of the early Universe.

In this section, we discuss the coherent scattering between long wavelength neutrinos and atoms, and study the effective potential for neutrino coherent interaction. Then we present the matrix elements that describe the incoherent interaction between high energy neutrinos and other fundamental particles in the early Universe. Understanding these matrix elements is crucial for comprehending the process of neutrino freeze-out in the early Universe.

Long wavelength limit of neutrino-atom coherent scattering

According to the standard cosmological model, the Universe today is filled with the cosmic neutrinos with temperature $T_\nu^0 = 1.9 \text{ K} = 1.7 \times 10^{-4} \text{ eV}$. The average momentum of present-day relic neutrinos is given by $\langle p_\nu^0 \rangle \approx 3.15 T_\nu^0$ and the typical wavelength $\lambda_\nu^0 = 2\pi/\langle p_\nu^0 \rangle \approx 2.3 \times 10^5 \text{ \AA}$, which is much larger than the radius at the atomic scale, such as the Bohr radius $R_{\text{atom}} = 0.529 \text{ \AA}$. In this case we have the long wavelength condition $\lambda_\nu \gg R_{\text{atom}}$ for cosmic neutrino background today.

Under the condition $\lambda_\nu \gg R_{\text{atom}}$, when the neutrino is scattering off an atom, the interaction can be coherent scattering [121, 122, 123]. According to the principles of quantum mechanics, with neutrino scattering it is impossible to identify which scatters the neutrino interacts with and thus it is necessary to sum over all possible contributions. In such circumstances, it is appropriate to view the scattering reaction as taking place on the atom as a whole, i.e.,

$$\nu + \text{Atom} \longrightarrow \nu + \text{Atom}. \quad (3.3)$$

Considering a neutrino elastic scattering off an atom which is composed of Z protons, N neutrons and Z electrons. For the elastic neutrino atom scattering, the low-energy neutrinos scatter off both atomic electrons and nucleus. For nucleus parts, we consider that the neutrinos interact via the Z^0 boson with a nucleus as

$$\nu + A_N^Z \longrightarrow \nu + A_N^Z. \quad (3.4)$$

In this process a neutrino of any flavor scatters off a nucleus with the same strength. Therefore, the scattering will be insensitive to neutrino flavor. On the other hand, the neutrons can also interact via the W^\pm with nucleus as

$$\nu_l + A_N^Z \longrightarrow l^- + A_N^{Z+1}, \quad (3.5)$$

which is a quasi-elastic process for neutrino scattering with the nucleus; we have $A_N^{Z_e} \rightarrow A_N^{Z_e+1}$. Since this process will change the nucleus state into an excited one, we will not consider its effect here. For detail discussion of quasi-elastic scattering see [124].

For atomic electrons, the neutrinos can interact via the Z^0 and W^\pm bosons with electrons for different flavors, we have

$$\nu_e + e^- \longrightarrow \nu_e + e^- \quad (Z^0, W^\pm \text{ exchange}), \quad (3.6)$$

$$\nu_{\mu,\tau} + e^- \longrightarrow \nu_{\mu,\tau} + e^- \quad (Z^0 \text{ exchange}). \quad (3.7)$$

Because of the fact that the coupling of ν_e to electrons is quite different from that of $\nu_{\mu,\tau}$, one may expect large differences in the behavior of ν_e scattering compared to the other neutrino types.

Neutrino-atom coherent scattering amplitude & matrix element

This section considers how a neutrino scatters from a composite system, assumed to consist of N individual constituents at positions x_i , $i = 1, 2, \dots, N$. Due to the superposition principle, the scattering amplitude $\mathcal{M}_{\text{sys}}(\mathbf{p}', \mathbf{p})$ for scattering from an incoming momentum \mathbf{p} to an outgoing momentum \mathbf{p}' is given as the sum of the contributions from each constituent [125, 123]:

$$\mathcal{M}_{\text{sys}}(\mathbf{p}', \mathbf{p}) = \sum_i^N \mathcal{M}_i(\mathbf{p}', \mathbf{p}) e^{i\mathbf{q} \cdot \mathbf{x}_i}, \quad (3.8)$$

where $\mathbf{q} = \mathbf{p}' - \mathbf{p}$ is the momentum transfer and the individual amplitudes $\mathcal{M}_i(\mathbf{p}', \mathbf{p})$ are added with a relative phase factor determined by the corresponding wave function. In principle, due to the presence of the phase factors, major cancellation may take place among the terms for the condition $|\mathbf{q}|R \gg 1$, where R is the size of the composite system, and the scattering would be incoherent. However, for the momentum small compared to the inverse target size, i.e., $|\mathbf{q}|R \ll 1$, then all phase factors may be approximated by unity and contributions from individual scatters add coherently.

In the case of neutrino coherent scattering with an atom: If we consider sufficiently small momentum transfer to an atom from a neutrino which satisfies the coherence condition, i.e., $|\mathbf{q}|R_{\text{atom}} \ll 1$, then the relevant phase factors have little effect, allowing us to write the transition amplitude as [126]

$$\mathcal{M}_{\text{atom}} = \sum_t \frac{G_F}{\sqrt{2}} [\bar{u}(p'_\nu) \gamma_\mu (1 - \gamma_5) u(p_\nu)] [\bar{u}(p'_t) \gamma^\mu (c_V^t - c_A^t \gamma^5) u(p_t)], \quad (3.9)$$

where t is all the target constituents (Z protons, N neutrons and Z electrons). The transition amplitude includes contributions from both charged and neutral currents, with

$$\text{Charged Current : } c_V^t = c_A^t = 1, \quad (3.10)$$

$$\text{Neutral Current : } c_V^t = I_3 - 2Q \sin^2 \theta_W, \quad c_A^t = I_3, \quad (3.11)$$

where I_3 is the weak isospin, θ_W is the Weinberg angle, and Q is the particle electric charge.

Considering the target can be regarded as an equal mixture of spin states $s_z = \pm 1/2$, and we can simplify the transition amplitude by summing the coupling constants of the constituents [122, 127]. We have

$$\begin{aligned} \mathcal{M}_{\text{atom}} = & \frac{G_F}{2\sqrt{2}} [\bar{u}(p'_\nu) \gamma_\mu (1 - \gamma_5) u(p_\nu)] \\ & \left[\bar{u}(p'_a) \sum_t (C_L + C_R)_t \gamma^\mu u(p_a) - \bar{u}(p'_a) \sum_t (C_L - C_R)_t \gamma^\mu \gamma^5 u(p_a) \right], \end{aligned} \quad (3.12)$$

	Electron (Z^0 boson)	Electron (W^\pm boson)	Proton (uud)	Neutron (udd)
C_L	$-1 + 2\sin^2\theta_W$	2	$1 - 2\sin^2\theta_W$	-1
C_R	$2\sin^2\theta_W$	0	$-2\sin^2\theta_W$	0

Table 2. The coupling constants for neutrino scattering with proton, neutron, and electron.

where the $u(p_\nu)$, $u(p'_\nu)$ are the initial and final neutrino states and $u(p_a)$, $u(p'_a)$ are the initial and final states of the target atom. The coupling coefficients C_L and C_V are defined as

$$C_L = c_V + c_A, \quad C_R = c_V - c_A, \quad (3.13)$$

where the coupling constants for neutrino scattering with proton, neutron, and electron are given by Table 2. The coupling constants for $\nu_{\mu,\tau}$ are the same as for the ν_e , excepting the absence of a charged current in neutrino-electron scattering.

Given the neutrino-atom coherent scattering amplitude Eq. (3.12), the transition matrix element can be written as

$$|\mathcal{M}_{\text{atom}}|^2 = \frac{G_F^2}{8} L_{\alpha\beta}^{\text{neutrino}} \Gamma_{\text{atom}}^{\alpha\beta}, \quad (3.14)$$

where the neutrino tensor $L_{\alpha\beta}^{\text{neutrino}}$ is given by

$$\begin{aligned} L_{\alpha\beta}^{\text{neutrino}} &= \text{Tr} \left[\gamma_\alpha (1 - \gamma_5) (\not{p}_\nu + m_\nu) \gamma_\beta (1 - \gamma_5) (\not{p}'_\nu + m_\nu) \right] \\ &= 8 \left[(p_\nu)_\alpha (p'_\nu)_\beta + (p_\nu)'_\alpha (p_\nu)_\beta - g_{\alpha\beta} (p_\nu \cdot p'_\nu) + i\epsilon_{\alpha\sigma\beta\lambda} (p_\nu)^\sigma (p'_\nu)^\lambda \right], \end{aligned} \quad (3.15)$$

and the atomic tensor $\Gamma_{\text{atom}}^{\alpha\beta}$ can be written as

$$\begin{aligned} \Gamma_{\text{atom}}^{\alpha\beta} &= \text{Tr} \left[(C_{LR}\gamma^\alpha - C'_{LR}\gamma^\alpha\gamma^5)(\not{p}_a + M_a)(C_{LR}\gamma^\beta - C'_{LR}\gamma^\beta\gamma^5)(\not{p}'_a + M_a) \right] \\ &= 4 \left\{ (C_{LR}^2 + C'_{LR}{}^2) \left[(p_a)^\alpha (p'_a)^\beta + (p_a)'^\alpha (p_a)^\beta \right] \right. \\ &\quad \left. - g^{\alpha\beta} \left[(C_{LR}^2 - C'_{LR}{}^2)(p_a \cdot p'_a) - (C_{LR}^2 - C'_{LR}{}^2)M_a^2 \right] \right. \\ &\quad \left. + 2iC_{LR}C'_{LR}\epsilon^{\alpha\sigma'\beta\lambda'} (p_a)_{\sigma'} (p'_a)^{\lambda'} \right\}, \end{aligned} \quad (3.16)$$

where M_a is the target atom's mass ($M_a = AM_{\text{nucleon}}$, $A = Z + N$), and the coupling constants C_{LR} and C'_{LR} are defined by

$$C_{LR} = \sum_t (C_L + C_R)_t, \quad C'_{LR} = \sum_t (C_L - C_R)_t. \quad (3.17)$$

Substituting Eq. (3.15) and Eq. (3.16) into Eq. (3.14), the transition matrix element for coherent elastic neutrino atom scattering is given by:

$$\begin{aligned} |\mathcal{M}_{\text{atom}}|^2 &= \frac{G_F^2}{8} L_{\alpha\beta}^{\text{neutrino}} \Gamma_{\text{atom}}^{\alpha\beta} \\ &= 8G_F^2 \left[(C_{LR} + C'_{LR})^2 (p_\nu \cdot p_a)(p'_\nu \cdot p'_a) + (C_{LR} - C'_{LR})^2 (p_\nu \cdot p'_a)(p'_\nu \cdot p_a) \right. \\ &\quad \left. - (C_{LR}^2 - C'_{LR}{}^2)M_a^2 (p_\nu \cdot p'_\nu) \right]. \end{aligned} \quad (3.18)$$

Taking the atom at rest in the laboratory frame, and considering small momentum transfer to an atom from a neutrino, i.e., $q^2 = (p_\nu - p'_\nu)^2 = (p'_a - p_a)^2 \ll M_a^2$, we have

$$p_\nu \cdot p_a = E_\nu M_a, \quad (3.19)$$

$$p'_\nu \cdot p_a = E'_\nu M_a \approx E_\nu M_a, \quad (3.20)$$

$$p'_\nu \cdot p'_a = p'_\nu \cdot (p_a + q) = E'_\nu M_a \left[\left(1 + \frac{q_0}{M_a}\right) - \frac{|p'_\nu||q|}{M_a} \cos \theta \right] \approx E_\nu M_a, \quad (3.21)$$

$$p_\nu \cdot p'_a = p_\nu \cdot (p_a + q) = E_\nu M_a \left[\left(1 + \frac{q_0}{M_a}\right) - \frac{|p'_\nu||q|}{M_a} \cos \theta \right] \approx E_\nu M_a. \quad (3.22)$$

Then the transition matrix element for neutrino coherent elastic scattering off a rest atom can be written as

$$|\mathcal{M}_{\text{atom}}|^2 = 8 G_F^2 M_a E_\nu^2 \left[C_{LR}^2 \left(1 + \frac{|p_\nu|^2}{E_\nu^2} \cos \theta\right) + 3 C_{LR}'^2 \left(1 - \frac{|p_\nu|^2}{3E_\nu^2} \cos \theta\right) \right], \quad (3.23)$$

which is consistent with the results in papers [121, 122, 123, 128]. From the above formula we found that the scattering matrix neatly divides into two distinct components: a vector-like component (first term) and an axial-vector like component (second term). They have different angular dependencies: the vector part has a $(|p_\nu|^2/E_\nu^2 \cos \theta)$ dependence, while the axial part has a $(-|p_\nu|^2/3E_\nu^2 \cos \theta)$ behavior. However, in the case of the nonrelativistic neutrino, both angular dependencies can be neglected because of the limit $p_\nu \ll m_\nu$.

Next, we consider the nonrelativistic electron neutrino ν_e scattering off an general atom with Z protons, N neutrons and Z electrons. Then from Eq. (3.23), the matrix element can be written as

$$\begin{aligned} |\mathcal{M}_{\text{atom}}|^2 &= 8 G_F^2 M_a E_\nu^2 \left[(3Z - A)^2 \left(1 + \frac{|p_\nu|^2}{E_\nu^2} \cos \theta\right) + 3 (3Z - A)^2 \left(1 - \frac{|p_\nu|^2}{3E_\nu^2} \cos \theta\right) \right] \\ &\approx 32 G_F^2 M_a E_\nu^2 (3Z - A)^2, \end{aligned} \quad (3.24)$$

where we neglect the angular dependence because of the nonrelativistic limit, and the coefficient $(3Z - A)^2$ for different target atoms are given in Table 3.

Neutrino Flavor:	ν_e	$\nu_{\mu,\tau}$
Target Atom	$(3Z - A)^2$	$(Z - A)^2$
$H_2(A = 2, Z = 2)$	16	0
${}^3H_e(A = 3, Z = 2)$	9	1
$HD(A = 3, Z = 2)$	9	1
${}^4_2H_e(A = 4, Z = 2)$	4	4
$DD(A = 4, Z = 2)$	4	4
${}^{12}_6C(A = 12, Z = 6)$	36	36

Table 3. The coefficients for transition amplitude and scattering probability of ν_e and $\nu_{\mu,\tau}$ coherent elastic scattering off different target atoms. The definition of atomic mass is $A = Z + N$, where Z and N are the number of protons and neutron respectively.

For nonrelativistic $\nu_{\mu,\tau}$, the scattering matrix is given by

$$\begin{aligned} |\mathcal{M}_{\text{atom}}|^2 &= 8 G_F^2 M_a E_\nu^2 \left[(A - Z)^2 \left(1 + \frac{|p_\nu|^2}{E_\nu^2} \cos \theta\right) + 3 (A - Z)^2 \left(1 - \frac{|p_\nu|^2}{3E_\nu^2} \cos \theta\right) \right] \\ &\approx 32 G_F^2 M_a E_\nu^2 (Z - A)^2, \end{aligned} \quad (3.25)$$

where the coefficient $(Z - A)^2$ different target atoms are given in Table 3. The transition matrix for ν_e differs from that of $\nu_{\mu,\tau}$; this is due to the charged current reaction with the atomic electrons. Furthermore, the neutral current interaction for the electron and proton will cancel each other because of the opposite weak isospin I_3 and charge Q . As a result, the coherent neutrino scattering from an atom is sensitive to the method of the neutrino-electron coupling.

Mean field potential for neutrino coherent scattering

When neutrinos are propagating in matter and interacting with the background particles, they can be described by the picture of free neutrinos traveling in an effective potential [120]. In the following we describe the effective potential between neutrinos and the target atom, and generalize the potential to the case of neutrino coherent scattering with a multi-atom system.

Let us consider a neutrino elastic scattering off an atom which is composed of Z protons, N neutrons and Z electrons. For the elastic neutrino atom scattering, the low-energy neutrinos are scattering off both atomic electrons and the nucleus. Considering the effective low-energy CC and NC interactions, the effective Hamiltonian in current-current interaction form can be written as

$$\mathcal{H}_I^{\text{atom}} = \mathcal{H}_I^{\text{electron}} + \mathcal{H}_I^{\text{nucleon}} = \frac{G_F}{\sqrt{2}} (j_\mu \mathcal{J}_{\text{electron}}^\mu + j_\mu \mathcal{J}_{\text{nucleon}}^\mu), \quad (3.26)$$

where $\mathcal{J}_{\text{nucleon}}^\mu$ denotes the hadronic current for the nucleus, and j^μ and $\mathcal{J}_{\text{electron}}^\mu$ are the lepton currents for neutrino and electron, respectively. According to the weak interaction theory, the lepton current for the neutrino and electron can be written as

$$j_\mu = \bar{\psi}_\nu \gamma_\mu (1 - \gamma_5) \psi_\nu, \quad (3.27)$$

$$\mathcal{J}_{\text{electron}}^\mu = \bar{\psi}_e \gamma_\mu (1 - \gamma_5) \psi_e \quad (\text{W}^\pm \text{ exchange}), \quad (3.28)$$

$$\mathcal{J}_{\text{electron}}^\mu = \bar{\psi}_e \gamma_\mu (c_V^e - c_A^e \gamma_5) \psi_e \quad (\text{Z}^0 \text{ exchange}), \quad (3.29)$$

where ψ_ν and ψ_e represent the spinor for the neutrino and electron, respectively. From Eq. (3.11) the coupling coefficient for electrons are $c_V^e = -1/2 + 2 \sin^2 \theta_W$ and $c_A^e = -1/2$. The hadronic current is given by the expression [119]

$$\mathcal{J}_{\text{nucleon}}^\mu \equiv \bar{\psi}_t \gamma^\mu (c_V^t - c_A^t \gamma_5) \psi_t, \quad (3.30)$$

where subscript t means the target constituents (protons and neutrons). From Eq. (3.11) the coupling constants for proton(uud) and neutron(udd) are given by

$$c_V^p = \frac{1}{2} - 2 \sin^2 \theta_W, \quad c_A^p = \frac{1}{2}, \quad \text{proton}, \quad (3.31)$$

$$c_V^n = -\frac{1}{2}, \quad c_A^n = -\frac{1}{2}, \quad \text{neutron}. \quad (3.32)$$

To obtain the effective potential for an atom, we need to average the effective Hamiltonian over the electron and nucleon background. For the neutrino-nucleon (proton, neutron) interaction, we only have the neutral current interaction via Z^0 boson. However, for the neutrino-electron interaction, we can have charged-current or neutral current interaction depending on the flavor or neutrino. In following, we consider interaction between ν_e and electrons first which includes both charged and neutral-currents interaction for general discussion.

Considering atomic electrons as a gas of unpolarized electrons with a statistical distribution function $f(E_e)$, the effective potential for neutrino-electron interaction can be obtained by averaging the effective Hamiltonian over the electron background [119]

$$\begin{aligned} \langle \mathcal{H}_I^{\text{electron}} \rangle &= \frac{G_F}{\sqrt{2}} \int \frac{d^3 p_e}{(2\pi)^3 2E_e} f(E_e, T) [\bar{\psi}_\nu(x) \gamma_\mu (1 - \gamma_5) \psi_\nu(x)] \\ &\times \frac{1}{2} \sum_{h_e=\pm 1} \langle e^-(p_e, h_e) | \bar{\psi}_e \gamma^\mu ((1 + c_V^e) - (1 + c_A^e) \gamma_5) \psi_e | e^-(p_e, h_e) \rangle, \end{aligned} \quad (3.33)$$

where h_e denotes the helicity of the electron. The average over helicity of the electron matrix element can be calculated with Dirac spinor and gamma matrix traces [119]. Then the average effective Lagrangian can be written as

$$\begin{aligned} \langle \mathcal{H}_I^{\text{electron}} \rangle &= \frac{G_F}{\sqrt{2}} (1 + c_V^e) \int \frac{d^3 p_e}{(2\pi)^3} f(E_e) \left[\bar{\psi}_\nu(x) \frac{\gamma^\mu p_{e\mu}}{E_e} (1 - \gamma_5) \psi_\nu(x) \right] \\ &= \frac{G_F}{\sqrt{2}} (1 + c_V^e) \left[\int \frac{d^3 p_e}{(2\pi)^3} f(E_e) \left(\gamma^0 - \frac{\vec{\gamma} \cdot \vec{p}_e}{E_e} \right) \right] \bar{\psi}_\nu(x) (1 - \gamma_5) \psi_\nu(x) \\ &= \left[\frac{G_F}{\sqrt{2}} (1 + c_V^e) n_e \right] \bar{\psi}_\nu(x) \gamma^0 (1 - \gamma_5) \psi_\nu(x), \end{aligned} \quad (3.34)$$

where n_e is the number density of the electron. In this case, the effective potential for the case of neutrino-atomic electron interaction can be written as

$$V_I^{\text{electron}} = \frac{G_F}{\sqrt{2}} (1 + c_V^e) n_e = \frac{G_F}{\sqrt{2}} (4 \sin^2 \theta_W + 1) n_e. \quad (3.35)$$

The same method can be applied to the neutrino-nuclear interactions. Following the same approach and averaging the effective neutrino-nuclear Hamiltonian over the nuclear background, the effective potential experienced by a neutrino in a background of neutron/proton is given by [119]

$$V_I^{\text{proton}} = \frac{G_F}{\sqrt{2}} (1 - 4 \sin^2 \theta_W) n_p, \quad V_I^{\text{neutron}} = -\frac{G_F}{\sqrt{2}} n_n, \quad (3.36)$$

where n_p and n_n represent the number density of proton and neutron. Combining the neutron and proton potential together, we define the effective nucleon potential experienced by a neutrino as

$$V_I^{\text{nucleon}} \equiv -\frac{G_F}{\sqrt{2}} \left[1 - (1 - 4 \sin^2 \theta_W) \xi \right] n_n, \quad \xi = n_p/n_n, \quad (3.37)$$

where ξ is the ratio between proton and neutron number density.

In our study, we generalize the effective potential to the case of neutrino coherent scattering with multi-atom system, we consider a neutrino coherent forward scatters from a spherical symmetric system which is composed by atoms. In this case, the neutrino scatters off every atom, and it is impossible to identify which scatterer the neutrino interacts with and thus it is necessary to sum over all possible contributions from each atom. In such circumstances, it is appropriate to assume that the number density of electrons and neutrons can be written as

$$n_e = Z_e \left(\frac{N_{\text{atom}}}{V} \right), \quad \text{and} \quad n_n = N \left(\frac{N_{\text{atom}}}{V} \right), \quad (3.38)$$

where N_{atom} is the number of atoms inside the system, V is the volume of system, Z is the number of electrons, and N is the number of neutrons. Then the effective potential is given by

$$\begin{aligned} V_I &= V_I^{\text{electron}} + V_I^{\text{nucleon}} \\ &= \frac{G_F}{\sqrt{2}} \left(\frac{N_{\text{atom}}}{V} \right) \left\{ (4 \sin^2 \theta_W \pm 1) Z_e - \left[1 - (1 - 4 \sin^2 \theta_W) \xi \right] N \right\}, \end{aligned} \quad (3.39)$$

where the + sign is for electron neutrinos ν_e and the – sign is for muon(tau) neutrinos $\nu_{\mu,\tau}$, separately. Equation (3.39) shows that the effective potential depends on the number density of electrons and nucleons contained within the wavelength. Thus by increasing the atoms contained in the wavelength or selecting different atoms as targets, we can enhance the effective potential and may be able to provide a sensitive way to detect the cosmic neutrino background. Beside the detection of the cosmic neutrino background, the effective potential for multi-atom can also provide new approaches for studying other aspects of neutrino physics in the future.

Matrix elements of incoherent neutrino scattering

To determine the freeze-out temperature (chemical/kinetic freeze-out) for a given flavor of neutrinos, we need to know all the elastic and inelastic interaction processes in the early Universe and compare their interaction rates with the Hubble expansion rate. In this section we summarize the matrix elements for the neutrino annihilation/production processes and elastic scattering processes that are relevant for investigating neutrino freeze-out. These matrix elements serve as one of the fundamental ingredients for solving the Boltzmann equation [44].

Considering the Universe with temperature $T \approx \mathcal{O}(\text{MeV})$, the particle species in cosmic plasma are given by:

$$\text{Particle species in plasma : } \{ \gamma, l^-, l^+, \nu_e, \nu_\mu, \nu_\tau, \bar{\nu}_e, \bar{\nu}_\mu, \bar{\nu}_\tau \}, \quad (3.40)$$

where l^\pm represents the charged leptons. In this case, neutrinos can interact with all these particles via weak interactions and remain in equilibrium. In Table 4 and Table 5 we present the matrix elements $|M|^2$ for different weak interaction processes in the early Universe.

In the calculation of transition amplitude, we use the low energy approximation for W^\pm and Z^0 massive propagators, i.e.

$$Z^0 \text{ boson : } \frac{-i \left[g_{\mu\nu} - \frac{q_\mu q_\nu}{M_z^2} \right]}{q^2 - M_z^2} \approx \frac{i g_{\mu\nu}}{M_z^2}, \quad W^\pm \text{ boson : } \frac{-i \left[g_{\mu\nu} - \frac{q_\mu q_\nu}{M_W^2} \right]}{q^2 - M_W^2} \approx \frac{i g_{\mu\nu}}{M_W^2}, \quad (3.41)$$

and consider the tree-level Feynman diagram contributions only. Then, following the Feynman rules of weak interaction [129], we obtain the matrix elements $|M|^2$ for different interaction processes. For a detail discussion please Sec. D in Appendix.

Annihilation & Production	Transition Amplitude $ M ^2$
$l^- + l^+ \rightarrow \nu_l + \bar{\nu}_l$	$32G_F^2 \left[(1 + 2 \sin^2 \theta_W)^2 (p_1 \cdot p_4) (p_2 \cdot p_3) + (2 \sin^2 \theta_W)^2 (p_1 \cdot p_3) (p_2 \cdot p_4) + 2 \sin^2 \theta_W (1 + 2 \sin^2 \theta_W) m_l^2 (p_3 \cdot p_4) \right]$
$l'^- + l'^+ \rightarrow \nu_l + \bar{\nu}_l$	$32G_F^2 \left[(1 - 2 \sin^2 \theta_W)^2 (p_1 \cdot p_4) (p_2 \cdot p_3) + (2 \sin^2 \theta_W)^2 (p_1 \cdot p_3) (p_2 \cdot p_4) - 2 \sin^2 \theta_W (1 - 2 \sin^2 \theta_W) m_{l'}^2 (p_3 \cdot p_4) \right]$
$\nu_l + \bar{\nu}_l \rightarrow \nu_l + \bar{\nu}_l$	$32G_F^2 (p_1 \cdot p_4) (p_2 \cdot p_3)$
$\nu_{l'} + \bar{\nu}_{l'} \rightarrow \nu_l + \bar{\nu}_l$	$32G_F^2 (p_1 \cdot p_4) (p_2 \cdot p_3)$

Table 4. The transition amplitude for different annihilation and production processes. The definition of particle number is given by $1 + 2 \leftrightarrow 3 + 4$, where $l, l' = e, \mu, \tau$ ($l \neq l'$).

Elastic (ν_e) Scattering Process	Transition Amplitude $ M ^2$
$\nu_l + l^- \rightarrow \nu_l + l^-$	$32G_F^2 \left[(1 + 2 \sin^2 \theta_W)^2 (p_1 \cdot p_2) (p_3 \cdot p_4) + (2 \sin^2 \theta_W)^2 (p_1 \cdot p_4) (p_2 \cdot p_3) - 2 \sin^2 \theta_W (1 + 2 \sin^2 \theta_W) m_l^2 (p_1 \cdot p_3) \right]$
$\nu_l + l^+ \rightarrow \nu_l + l^+$	$32G_F^2 \left[(1 + 2 \sin^2 \theta_W)^2 (p_1 \cdot p_4) (p_2 \cdot p_3) + (2 \sin^2 \theta_W)^2 (p_1 \cdot p_2) (p_3 \cdot p_4) - 2 \sin^2 \theta_W (1 + 2 \sin^2 \theta_W) m_l^2 (p_1 \cdot p_3) \right]$
$\nu_l + l'^- \rightarrow \nu_l + l'^-$	$32G_F^2 \left[(1 - 2 \sin^2 \theta_W)^2 (p_1 \cdot p_2) (p_3 \cdot p_4) + (2 \sin^2 \theta_W)^2 (p_1 \cdot p_4) (p_2 \cdot p_3) + 2 \sin^2 \theta_W (1 - 2 \sin^2 \theta_W) m_{l'}^2 (p_1 \cdot p_3) \right]$
$\nu_l + l'^+ \rightarrow \nu_l + l'^+$	$32G_F^2 \left[(1 - 2 \sin^2 \theta_W)^2 (p_1 \cdot p_4) (p_2 \cdot p_3) + (2 \sin^2 \theta_W)^2 (p_1 \cdot p_2) (p_3 \cdot p_4) + 2 \sin^2 \theta_W (1 - 2 \sin^2 \theta_W) m_{l'}^2 (p_1 \cdot p_3) \right]$
$\nu_l + \nu_l \rightarrow \nu_l + \nu_l$	$\frac{1}{2!} \frac{1}{2!} \times 32G_F^2 4 (p_1 \cdot p_2) (p_3 \cdot p_4)$
$\nu_l + \bar{\nu}_l \rightarrow \nu_l + \bar{\nu}_l$	$32G_F^2 4 (p_1 \cdot p_4) (p_2 \cdot p_3)$
$\nu_l + \nu_{l'} \rightarrow \nu_l + \nu_{l'}$	$32G_F^2 (p_1 \cdot p_2) (p_3 \cdot p_4)$
$\nu_l + \bar{\nu}_{l'} \rightarrow \nu_l + \bar{\nu}_{l'}$	$32G_F^2 (p_1 \cdot p_4) (p_2 \cdot p_3)$

Table 5. The transition amplitude for different elastic scattering processes. The definition of particle number is given by $1 + 2 \leftrightarrow 3 + 4$, where $l, l' = e, \mu, \tau$ ($l \neq l'$).

3.2 Boltzmann-Einstein equation

We now begin a detailed study of the nonequilibrium properties of the neutrino freeze-out and its impact on the effective number of neutrinos, an important cosmological observable. We model the dynamics of the neutrino freeze-out using the Boltzmann-Einstein equation, also called the general relativistic Boltzmann equation, which describes the dynamics of a gas of particles that travel on geodesics in an general spacetime, with the only interactions being point collisions [130, 131, 25, 132],

$$p^\alpha \partial_{x^\alpha} f - \sum_{j=1}^3 \Gamma_{\mu\nu}^j p^\mu p^\nu \partial_{p^j} f = C[f]. \quad (3.42)$$

Here $\Gamma_{\mu\nu}^\alpha$ is the affine connection (Christoffel symbols) corresponding to a metric $g_{\alpha\beta}$, and the distribution function f is a function of four-momentum on the mass shell, *i.e.*, that satisfies

$$g_{\alpha\beta} p^\alpha p^\beta = m^2. \quad (3.43)$$

Here and in the following, repeated Greek indices are summed from 0 to 3. $C[f]$ is the collision operator and encodes all information about point interactions between particles.

If $C[f]$ vanishes, then the equation is called the Vlasov equation and describes particles that move on geodesics (or free stream). At this point, we are not invoking the assumption that the distribution function has a kinetic equilibrium form, nor are we assuming a FLRW Universe; in this section we will discuss general properties of Eq. (3.42) before turning to the study of neutrino freeze-out in subsequent sections. We will need the following definitions of entropy current S^μ , stress-energy tensor $T^{\mu\nu}$, and number current N^μ ,

$$S^\mu = - \int (f \ln(f) \pm (1 \mp f) \ln(1 \mp f)) p^\mu d\pi, \quad (3.44)$$

$$T^{\mu\nu} = \int p^\mu p^\nu f d\pi, \quad (3.45)$$

$$N^\nu = \int f p^\nu d\pi, \quad (3.46)$$

$$d\pi = \frac{\sqrt{-g} g_p d^3 \mathbf{p}}{p_0 8\pi^3}, \quad (3.47)$$

where $d\pi$ is the volume element on the future mass shell; here g denotes the determinant of the metric tensor, $p_0 = g_{0\alpha} p^\alpha$; non-bold p are four-momenta while bold \mathbf{p} denotes the spacial components; the upper signs are for fermions and the lower signs for bosons. See Appendix B for the derivation of the form of the volume element.

Collision operator

We now elaborate on the form of the collision operator. Our presentation is an expanded version of the survey in [132]. Suppose we have a collection of distinct particle and antiparticle types \mathcal{C} with distribution functions f_C , $C \in \mathcal{C}$, and they partake in some number of reactions or interactions $I = n_{B_1} B_1, n_{B_2} B_2 \dots \longrightarrow n_{A_1} A_1, n_{A_2} A_2 \dots$, $A_i \in \mathcal{C}$ distinct and $B_j \in \mathcal{C}$ distinct, where n_{A_i} is the number of particles of type A_i occurring in the interaction (all nonzero) and similarly for n_{B_i} . Given an interaction, I , we let $r(I)$ be the collection of particle types that are reactants in the interaction, $p(I)$ be the collection of particle types that are products, and we let \overleftarrow{I} denote the

reverse reaction, *i.e.*, with reactants and products reversed. We let int denote the set of all interactions and, for any given species A , $int(A)$ be the set of all interactions involving A as a product. We will assume that $\overleftarrow{I} \in int$ whenever $I \in int$. With these conventions, the collision operator for particle type A takes the form

$$\begin{aligned}
& C[f_A] \tag{3.48} \\
&= \sum_{I \in int(A)} \frac{n_A}{\prod_i n_{A_i}! \prod_j n_{B_j}!} \int \left[\left(\prod_j \prod_{l=1}^{n_{B_j}} f_{B_j}(p_{B_j}^l) \right) \left(\prod_i \prod_{k=1}^{n_{A_i}} f_{A_i}(p_{A_i}^k) \right) W^I(p_{B_j}^l, p_{A_i}^k) \right. \\
&\quad \left. - \left(\prod_i \prod_{k=1}^{n_{A_i}} f_{A_i}(p_{A_i}^k) \right) \left(\prod_j \prod_{l=1}^{n_{B_j}} f_{B_j}(p_{B_j}^l) \right) W^{\overleftarrow{I}}(p_{A_i}^k, p_{B_j}^l) \right] \delta(\Delta p) \prod_i \widehat{dV}_{A_i} \prod_j dV_{B_j}, \\
& f^C = 1 \mp f_C, \quad \Delta p = \sum_i \sum_{k=1}^{n_{A_i}} p_{A_i}^k - \sum_j \sum_{l=1}^{n_{B_j}} p_{B_j}^l, \\
& \widehat{dV}_{A_i} = \tilde{\pi}_{A_i} \prod_{k=2}^{n_{A_i}} \frac{1}{2} d\pi_{A_i}^k, \quad dV_{B_j} = (2\pi)^4 \prod_{l=1}^{n_{B_j}} \frac{1}{2} d\pi_{B_j}^l, \\
& \tilde{\pi}_{A_i} = \frac{1}{2} \text{ if } A_i = A \text{ and } \tilde{\pi}_{A_i} = \frac{1}{2} d\pi_{A_i}^1 \text{ otherwise,} \\
& d\pi_C^r = \frac{\sqrt{-g}}{(p_C^r)_0} \frac{g_C d^3 \mathbf{p}_C^r}{8\pi^3}, \quad p_0 = g_{0\alpha} p^\alpha.
\end{aligned}$$

The integrations are over the future mass shells of all the particles, so the p are related by $g_{\alpha\beta} p^\alpha p^\beta = m^2$.

The factorials in the collision term take into account the indistinguishability of the particles and prevent one from over counting the independent ways a reaction can happen when integrating over momentum. The terms f^A are due to quantum statistics and account for Fermi repulsion or Bose attraction (again, upper signs are for fermions and lower signs for bosons). $W^I(p_{B_j}^l, p_{A_i}^k)$, an abbreviation for $W^I(p_{B_1}^1, p_{B_1}^2, \dots, p_{B_1}^{n_{B_1}}, p_{B_2}^1, \dots, p_{A_1}^1, \dots)$, is the scattering kernel that encodes the probability of n_{B_j} particles of types B_j with momenta $p_{B_j}^l$ interacting to form n_{A_i} particles of types A_i with momenta $p_{A_i}^k$ in the process $I = n_{B_1} B_1, n_{B_2} B_2, \dots \rightarrow n_{A_1} A_1, n_{A_1} A_1, \dots$, and so it is non-negative.

The delta function in the collision term enforces conservation of four-momentum. The factors of $(2\pi^4)$ and $\frac{1}{2}$ in the definitions of the volume elements come from normalization of the transition functions from quantum scattering calculations. For computational purposes, the expression (3.48) must be further simplified, taking into account the structure of each interaction. For example, see Appendix D for a detailed study of the collision operator in the case of neutrino freeze-out.

As defined, $C[f_A]$ is a function of $p_{A_i}^1$ where $A = A_i$. The choice not to integrate over $p_{A_i}^1$ rather than any of the other $p_{A_i}^k$ is completely arbitrary, but makes no difference in the result since the interaction does not depend on how we number the participating particles. In terms of the scattering kernels, this means we assume W^I has the property

$$W^I(p_{A_1}^{\sigma_1}, p_{A_1}^{\sigma_2}, \dots) = W^I(p_{A_1}^1, p_{A_1}^2, \dots), \tag{3.49}$$

for any permutation σ , and similarly for any other permutation with one of the collections $p_{A_i}^k$ or $p_{B_j}^l$ for any choice of i or j . For economy of notation in these derivations, we will employ the additional abbreviations for a given interaction $I =$

$n_{B_i} B_i \longrightarrow n_{A_i} A_i$:

$$\begin{aligned}
f_{p,I}(p_{A_i}^k) &\equiv f_{p,I}(p_{A_i}^1, p_{A_i}^2, \dots, p_{A_i}^{n_{A_i}}) \equiv \prod_i \prod_{k=1}^{n_{A_i}} f_{A_i}(p_{A_i}^k), & (3.50) \\
f^{p,I}(p_{A_i}^k) &= f^{p,I}(p_{A_i}^1, p_{A_i}^2, \dots, p_{A_i}^{n_{A_i}}) = \prod_i \prod_{k=1}^{n_{A_i}} f^{A_i}(p_{A_i}^k), \\
f_{r,I}(p_{B_j}^l) &\equiv f_{r,I}(p_{B_j}^1, p_{B_j}^2, \dots, p_{B_j}^{n_{B_j}}) \equiv \prod_j \prod_{l=1}^{n_{B_j}} f_{B_j}(p_{B_j}^l), \\
f^{r,I}(p_{B_j}^l) &= f^{r,I}(p_{B_j}^1, p_{B_j}^2, \dots, p_{B_j}^{n_{B_j}}) = \prod_j \prod_{l=1}^{n_{B_j}} f^{B_j}(p_{B_j}^l), \\
n_I &= \prod_i n_{A_i}! \prod_j n_{B_j}!, \\
\widehat{dV}_I &= \delta(\Delta p) \prod_i \widehat{dV}_{A_i} \prod_j dV_{B_j}, \\
dV_I &= \delta(\Delta p) \prod_i dV_{A_i} \prod_j dV_{B_j},
\end{aligned}$$

where the r and p sub and superscripts stand for reactants and products respectively. See Appendix B for more information on the precise meaning and properties of the delta function factors.

In the following subsections we derive several important properties of the equation (3.42). While in principle these properties are well known [130, 131, 25, 132], here we prove them at a level of generality that, to the authors knowledge, is not available in other references, *i.e.*, for a general collection of interactions as encapsulated in Eq. (3.48). We note that Riemannian normal coordinates will a key tool in these derivations. These are coordinates centered at a chosen point, x , in spacetime wherein the geodesics through x are straight lines in the coordinate system and the derivatives of the metric in the coordinate system vanish at x . In particular, the Christoffel symbols vanish at x ; see, e.g., page 42 in [133] or pages 72-73 of [134].

Conserved currents

Suppose all the interactions of interest conserve some charge b_A , *i.e.*,

$$\sum_{A \in p(I)} n_A b_A = \sum_{A \in r(I)} n_A b_A \quad (3.51)$$

for all $I \in int$. We can construct a 4-vector current corresponding to this charge as follows:

$$B^\mu = \sum_A b_A N_A^\mu, \quad (3.52)$$

where N_A^μ are the number currents of the particle species Eq. (3.46). In this section we show that B^μ has vanishing divergence, *i.e.*, a B^μ satisfies a conservation law.

For any point x in spacetime, by transforming to Riemannian normal coordinates at x and using (3.42) along with the fact that the first derivatives of the metric vanish at x , one can compute

$$\nabla_\mu N_A^\mu = \int p^\mu \partial_{x^\mu} f d\pi_A = \int C[f_A] d\pi_A \quad (3.53)$$

at x . The left and right hand sides are scalars and therefore they are equal in any coordinate system. Noting this, we can then calculate

$$\begin{aligned} \nabla_\mu B^\mu &= \sum_A b_A \int C[f_A] d\pi_A = \sum_A \sum_{I \in \text{int}(A)} \frac{n_A b_A}{n_I} \int \int \left(f_{r,I}(p_{B_j}^l) f^{p,I}(p_{A_i}^k) W^I(p_{B_j}^l, p_{A_i}^k) \right. \\ &\quad \left. - f_{p,I}(p_{A_i}^k) f^{r,I}(p_{B_j}^l) W^{\overleftarrow{I}}(p_{A_i}^k, p_{B_j}^l) \right) d\widehat{V}_I d\pi_A \\ &= \sum_A \sum_{I \in \text{int}(A)} \frac{n_A b_A}{n_I} \int \left(f_{r,I}(p_{B_j}^l) f^{p,I}(p_{A_i}^k) W^I(p_{B_j}^l, p_{A_i}^k) \right. \\ &\quad \left. - f_{p,I}(p_{A_i}^k) f^{r,I}(p_{B_j}^l) W^{\overleftarrow{I}}(p_{A_i}^k, p_{B_j}^l) \right) dV_I. \end{aligned} \quad (3.54)$$

Now observe that, for any collection of finite sets D_j indexed by a finite set J with $\bigcup_{j \in J} D_j = D$ and any function $h : J \times D \rightarrow \mathbb{R}^m$, we have

$$\sum_{j \in J} \sum_{x \in D_j} h(j, x) = \sum_{x \in D} \sum_{\{j: x \in D_j\}} h(j, x). \quad (3.55)$$

Using this fact, we can switch the order of the sums to obtain

$$\nabla_\mu B^\mu = \sum_{I \in \text{int}} \sum_{A \in p(I)} n_A b_A R_I, \quad (3.56)$$

$$R_I \equiv \frac{1}{n_I} \int \left(f_{r,I}(p_{B_j}^l) f^{p,I}(p_{A_i}^k) W^I(p_{B_j}^l, p_{A_i}^k) - f_{p,I}(p_{A_i}^k) f^{r,I}(p_{B_j}^l) W^{\overleftarrow{I}}(p_{A_i}^k, p_{B_j}^l) \right) dV_I.$$

The sum over all interactions splits over a sum over symmetric interactions, int_s , and a sum over asymmetric interactions. For each asymmetric interaction, pair it up with its reverse and arbitrarily choose one of them to call the forward direction. Let the set of these forward interactions be denoted $\overrightarrow{\text{int}}$. Then the sum in Eq. (3.56) splits as follows

$$\nabla_\mu B^\mu = \sum_{I \in \text{int}_s} R_I \sum_{A \in p(I)} n_A b_A + \sum_{I \in \overrightarrow{\text{int}}} R_I \sum_{A \in p(I)} n_A b_A + \sum_{I \in \overleftarrow{\text{int}}} R_{\overleftarrow{I}} \sum_{A \in p(\overleftarrow{I})} n_A b_A. \quad (3.57)$$

For every $I \in \text{int}_s$ we have $W^I = W^{\overleftarrow{I}}$, $f_{A_i} = f_{B_i}$, and $f^{A_i} = f^{B_i}$, and therefore

$$\begin{aligned} R_I &= \frac{1}{n_I} \left(\int f_{r,I}(p_{B_j}^l) f^{p,I}(p_{A_i}^k) W^I(p_{B_j}^l, p_{A_i}^k) dV_I \right. \\ &\quad \left. - \int f_{p,I}(p_{A_i}^k) f^{r,I}(p_{B_j}^l) W^{\overleftarrow{I}}(p_{A_i}^k, p_{B_j}^l) dV_I \right) \\ &= \frac{1}{n_I} \left(\int f_{r,I}(p_{B_j}^l) f^{p,I}(p_{A_i}^k) W^I(p_{B_j}^l, p_{A_i}^k) dV_I \right. \\ &\quad \left. - \int f_{r,I}(p_{A_i}^k) f^{p,I}(p_{B_j}^l) W^I(p_{A_i}^k, p_{B_j}^l) dV_I \right) \\ &= 0, \end{aligned} \quad (3.58)$$

as the two integrals differ only by a relabeling of integration variables. Asymmetric interactions satisfy

$$\begin{aligned} R_{\overleftarrow{I}} &= \frac{1}{n_I} \int \left(f_{p,I}(p_{A_i}^k) f^{r,I}(p_{B_j}^l) W^{\overleftarrow{I}}(p_{A_i}^k, p_{B_j}^l) - f_{r,I}(p_{B_j}^l) f^{p,I}(p_{A_i}^k) W^I(p_{B_j}^l, p_{A_i}^k) \right) dV_I \\ &= -R_I. \end{aligned} \quad (3.59)$$

Combining this with Eq. (3.51), we find

$$\begin{aligned}\nabla_\mu B^\mu &= \sum_{I \in \overrightarrow{int}} R_I \left(\sum_{A \in p(I)} n_A b_A - \sum_{A \in p(\overleftarrow{I})} n_A b_A \right) \\ &= \sum_{I \in \overrightarrow{int}} R_I \left(\sum_{A \in p(I)} n_A b_A - \sum_{A \in r(I)} n_A b_A \right) = 0.\end{aligned}\quad (3.60)$$

Therefore B^μ is a conserved current, as claimed.

Divergence freedom of stress energy tensor

The Einstein equation implies that the total stress energy tensor of all matter coupled to gravity is divergence free. Here we show that the relativistic Boltzmann stress energy tensor Eq. (3.45) has this property, and is therefore a natural candidate matter model for coupling to gravity.

First use Riemannian normal coordinates to compute

$$\nabla_\mu T^{\mu\nu} = \sum_A \int p_A^\nu C[f_A] d\pi_A \quad (3.61)$$

$$\begin{aligned}&= \sum_A \sum_{I \in \overrightarrow{int}(A)} \frac{n_A}{n_I} \int (p_{A_\ell}^1)^\nu \left(f_{r,I}(p_{B_j}^l) f^{p,I}(p_{A_i}^k) W^I(p_{B_j}^l, p_{A_i}^k) \right. \\ &\quad \left. - f_{p,I}(p_{A_i}^k) f^{r,I}(p_{B_j}^l) W^{\overleftarrow{I}}(p_{A_i}^k, p_{B_j}^l) \right) dV_I,\end{aligned}\quad (3.62)$$

where ℓ is the unique index such that $A_\ell = A$ (ℓ depends on A and I , but we suppress this dependence for simplicity of notation). Using Eq. (3.55) we can switch the summation order to get

$$\begin{aligned}\nabla_\mu T^{\mu\nu} &= \sum_{I \in \overrightarrow{int}} \sum_{A \in p(I)} \frac{n_A}{n_I} \int (p_{A_\ell}^1)^\nu \left(f_{r,I}(p_{B_j}^l) f^{p,I}(p_{A_i}^k) W^I(p_{B_j}^l, p_{A_i}^k) \right. \\ &\quad \left. - f_{p,I}(p_{A_i}^k) f^{r,I}(p_{B_j}^l) W^{\overleftarrow{I}}(p_{A_i}^k, p_{B_j}^l) \right) dV_I.\end{aligned}\quad (3.63)$$

By Eq. (3.49) and the surrounding remarks, we can rewrite this as

$$\begin{aligned}\nabla_\mu T^{\mu\nu} &= \sum_{I \in \overrightarrow{int}} \sum_{A \in p(I)} \frac{1}{n_I} \sum_{a=1}^{n_A} \int (p_{A_\ell}^a)^\nu \left(f_{r,I}(p_{B_j}^l) f^{p,I}(p_{A_i}^k) W^I(p_{B_j}^l, p_{A_i}^k) \right. \\ &\quad \left. - f_{p,I}(p_{A_i}^k) f^{r,I}(p_{B_j}^l) W^{\overleftarrow{I}}(p_{A_i}^k, p_{B_j}^l) \right) dV_I \\ &= \sum_{I \in \overrightarrow{int}} \frac{1}{n_I} \sum_{\ell} \sum_{a=1}^{n_{A_\ell}} \int (p_{A_\ell}^a)^\nu \left(f_{r,I}(p_{B_j}^l) f^{p,I}(p_{A_i}^k) W^I(p_{B_j}^l, p_{A_i}^k) \right. \\ &\quad \left. - f_{p,I}(p_{A_i}^k) f^{r,I}(p_{B_j}^l) W^{\overleftarrow{I}}(p_{A_i}^k, p_{B_j}^l) \right) dV_I.\end{aligned}\quad (3.64)$$

As before, we can break the sum over I into a sum over symmetric processes and two other sums over forward and backward asymmetric processes, respectively. For a

symmetric interaction $I = \overleftarrow{I}$ and $f_{A_i} = f_{B_i}$ for all i , hence

$$\begin{aligned}
& \sum_{\ell} \sum_{a=1}^{n_{A_{\ell}}} \int (p_{A_{\ell}}^a)^{\nu} \left(f_{r,I}(p_{B_j}^l) f^{p,I}(p_{A_i}^k) W^I(p_{B_j}^l, p_{A_i}^k) \right. \\
& \quad \left. - f_{p,I}(p_{A_i}^k) f^{r,I}(p_{B_j}^l) W^{\overleftarrow{I}}(p_{A_i}^k, p_{B_j}^l) \right) dV_I \\
&= \int \sum_{\ell} \sum_{a=1}^{n_{A_{\ell}}} \left((p_{A_{\ell}}^a)^{\nu} - (p_{B_{\ell}}^a)^{\nu} \right) f_{r,I}(p_{B_j}^l) f^{p,I}(p_{A_i}^k) W^I(p_{B_j}^l, p_{A_i}^k) dV_I \\
&= 0,
\end{aligned} \tag{3.65}$$

due to the delta function $\delta(\Delta p)$ in the volume form dV_I . Therefore the terms in the sum Eq. (3.64) corresponding to symmetric interactions vanish. For every pair of forward and backward asymmetric interactions we obtain

$$\begin{aligned}
& \sum_{\ell} \sum_{a=1}^{n_{A_{\ell}}} \int (p_{A_{\ell}}^a)^{\nu} \left(f_{r,I}(p_{B_j}^l) f^{p,I}(p_{A_i}^k) W^I(p_{B_j}^l, p_{A_i}^k) \right. \\
& \quad \left. - f_{p,I}(p_{A_i}^k) f^{r,I}(p_{B_j}^l) W^{\overleftarrow{I}}(p_{A_i}^k, p_{B_j}^l) \right) dV_I \\
&+ \sum_{\bar{\ell}} \sum_{c=1}^{n_{B_{\bar{\ell}}}} \int (p_{B_{\bar{\ell}}}^c)^{\nu} \left(f_{p,I}(p_{A_i}^k) f^{r,I}(p_{B_j}^l) W^{\overleftarrow{I}}(p_{A_i}^k, p_{B_j}^l) \right. \\
& \quad \left. - f_{r,I}(p_{B_j}^l) f^{p,I}(p_{A_i}^k) W^I(p_{B_j}^l, p_{A_i}^k) \right) dV_I \\
&= \int \left(\sum_{\ell} \sum_{a=1}^{n_{A_{\ell}}} (p_{A_{\ell}}^a)^{\nu} - \sum_{\bar{\ell}} \sum_{c=1}^{n_{B_{\bar{\ell}}}} (p_{B_{\bar{\ell}}}^c)^{\nu} \right) f_{r,I}(p_{B_j}^l) f^{p,I}(p_{A_i}^k) W^I(p_{B_j}^l, p_{A_i}^k) dV_I \\
&+ \int \left(\sum_{\bar{\ell}} \sum_{c=1}^{n_{B_{\bar{\ell}}}} (p_{B_{\bar{\ell}}}^c)^{\nu} - \sum_{\ell} \sum_{a=1}^{n_{A_{\ell}}} (p_{A_{\ell}}^a)^{\nu} \right) f_{p,I}(p_{A_i}^k) f^{r,I}(p_{B_j}^l) W^{\overleftarrow{I}}(p_{A_i}^k, p_{B_j}^l) dV_I \\
&= 0,
\end{aligned} \tag{3.66}$$

again because of $\delta(\Delta p)$ in the volume forms. This shows $\nabla_{\mu} T^{\mu\nu} = 0$, as claimed.

Entropy and Boltzmann's H-Theorem

Finally, we prove that the entropy four-current satisfies $\nabla_{\mu} S^{\mu} \geq 0$, known as Boltzmann's H-theorem. This result requires the additional assumption that the interactions are time-reversal symmetric, *i.e.*,

$$W^I(p_{B_j}^l, p_{A_i}^k) = W^{\overleftarrow{I}}(p_{A_i}^k, p_{B_j}^l) \tag{3.67}$$

for all I .

Working in Riemannian normal coordinates once again, we can compute

$$\begin{aligned}
\nabla_{\mu} S^{\mu} &= - \sum_A \int p^{\mu} \partial_{x^{\mu}} (f_A \ln(f_A) \pm (1 \mp f_A) \ln(1 \mp f_A)) d\pi_A \\
&= \sum_A \int \ln(1/f_A \mp 1) C[f_A] d\pi_A.
\end{aligned} \tag{3.68}$$

Similar reasoning to the above two subsections then gives

$$\begin{aligned} \nabla_\mu S^\mu &= \sum_{I \in \text{int}} \frac{1}{n_I} \sum_\ell \sum_{a=1}^{n_{A_\ell}} \int \ln(1/f_{A_\ell}(p_{A_\ell}^a) \mp 1) \left(f_{r,I}(p_{B_j}^l) f^{p,I}(p_{A_i}^k) W^I(p_{B_j}^l, p_{A_i}^k) \right. \\ &\quad \left. - f_{p,I}(p_{A_i}^k) f^{r,I}(p_{B_j}^l) W^{\overleftarrow{I}}(p_{A_i}^k, p_{B_j}^l) \right) dV_I. \end{aligned} \quad (3.69)$$

Once again, we break the summation into a sum over symmetric processes and two other sums over forward and backward asymmetric processes respectively. Each symmetric process contributes a term of the form

$$\begin{aligned} &\int \sum_\ell \sum_{a=1}^{n_{A_\ell}} f_{r,I}(p_{B_j}^l) f^{p,I}(p_{A_i}^k) \left(\ln(1/f_{A_\ell}(p_{A_\ell}^a) \mp 1) \right. \\ &\quad \left. - \ln(1/f_{B_\ell}(p_{B_\ell}^a) \mp 1) \right) W^I(p_{B_j}^l, p_{A_i}^k) dV_I \\ &= \int \ln \left(\frac{f^{p,I}(p_{A_i}^k) f_{r,I}(p_{B_j}^l)}{f_{p,I}(p_{A_i}^k) f^{r,I}(p_{B_j}^l)} \right) f_{r,I}(p_{B_j}^l) f^{p,I}(p_{A_i}^k) W^I(p_{B_j}^l, p_{A_i}^k) dV_I \\ &= \frac{1}{2} \int \ln \left(\frac{f^{p,I}(p_{A_i}^k) f_{r,I}(p_{B_j}^l)}{f_{p,I}(p_{A_i}^k) f^{r,I}(p_{B_j}^l)} \right) \left(f_{r,I}(p_{B_j}^l) f^{p,I}(p_{A_i}^k) \right. \\ &\quad \left. - f_{p,I}(p_{A_i}^k) f^{r,I}(p_{B_j}^l) \right) W^I(p_{B_j}^l, p_{A_i}^k) dV_I, \end{aligned} \quad (3.70)$$

where to obtain the last line we used the time-reversal property (3.67).

A pair of forward and backward asymmetric interactions combine to give a term of the form

$$\begin{aligned} &\sum_\ell \sum_{a=1}^{n_{A_\ell}} \int \ln(1/f_{A_\ell}(p_{A_\ell}^a) \mp 1) \left(f_{r,I}(p_{B_j}^l) f^{p,I}(p_{A_i}^k) W^I(p_{B_j}^l, p_{A_i}^k) \right. \\ &\quad \left. - f_{p,I}(p_{A_i}^k) f^{r,I}(p_{B_j}^l) W^{\overleftarrow{I}}(p_{A_i}^k, p_{B_j}^l) \right) dV_I \\ &+ \sum_{\tilde{\ell}} \sum_{c=1}^{n_{B_{\tilde{\ell}}}} \int \ln(1/f_{B_{\tilde{\ell}}}(p_{B_{\tilde{\ell}}}^c) \mp 1) \left(f_{p,I}(p_{A_i}^k) f^{r,I}(p_{B_j}^l) W^{\overleftarrow{I}}(p_{A_i}^k, p_{B_j}^l) \right. \\ &\quad \left. - f_{r,I}(p_{B_j}^l) f^{p,I}(p_{A_i}^k) W^I(p_{B_j}^l, p_{A_i}^k) \right) dV_I \\ &= \int \left(\sum_\ell \sum_{a=1}^{n_{A_\ell}} \ln(1/f_{A_\ell}(p_{A_\ell}^a) \mp 1) \right. \\ &\quad \left. - \sum_{\tilde{\ell}} \sum_{c=1}^{n_{B_{\tilde{\ell}}}} \ln(1/f_{B_{\tilde{\ell}}}(p_{B_{\tilde{\ell}}}^c) \mp 1) \right) f_{r,I}(p_{B_j}^l) f^{p,I}(p_{A_i}^k) W^I(p_{B_j}^l, p_{A_i}^k) dV_I \\ &- \int \left(\sum_\ell \sum_{a=1}^{n_{A_\ell}} \ln(1/f_{A_\ell}(p_{A_\ell}^a) \mp 1) \right. \\ &\quad \left. - \sum_{\tilde{\ell}} \sum_{c=1}^{n_{B_{\tilde{\ell}}}} \ln(1/f_{B_{\tilde{\ell}}}(p_{B_{\tilde{\ell}}}^c) \mp 1) \right) f_{p,I}(p_{A_i}^k) f^{r,I}(p_{B_j}^l) W^{\overleftarrow{I}}(p_{A_i}^k, p_{B_j}^l) dV_I \end{aligned} \quad (3.72)$$

where to obtain the first equality we used the time-reversal property (3.67). Combining the symmetric and asymmetric cases we find

$$\begin{aligned} \nabla_\mu S^\mu &= \sum_{I \in \text{int}_s} \frac{1}{2n_I} \int \ln \left(\frac{f^{p,I}(p_{A_i}^k) f_{r,I}(p_{B_j}^l)}{f_{p,I}(p_{A_i}^k) f^{r,I}(p_{B_j}^l)} \right) \left(f_{r,I}(p_{B_j}^l) f^{p,I}(p_{A_i}^k) \right. \\ &\quad \left. - f_{p,I}(p_{A_j}^l) f^{r,I}(p_{B_i}^k) \right) W^I(p_{B_j}^l, p_{A_i}^k) dV_I \\ &+ \sum_{I \in \text{int}} \frac{1}{n_I} \int \ln \left(\frac{f_{r,I}(p_{B_j}^l) f^{p,I}(p_{A_i}^k)}{f_{p,I}(p_{A_i}^k) f^{r,I}(p_{B_j}^l)} \right) \left(f_{r,I}(p_{B_j}^l) f^{p,I}(p_{A_i}^k) \right. \\ &\quad \left. - f_{p,I}(p_{A_i}^k) f^{r,I}(p_{B_j}^l) \right) W^I(p_{B_j}^l, p_{A_i}^k) dV_I. \end{aligned} \quad (3.73)$$

Each term in either sum is the integral of a non-negative quantity W^I times a quantity of the form $(a-b) \ln(a/b)$, $a, b > 0$, which is easily seen to be non-negative. Therefore we obtain the claimed result $\nabla_\mu S^\mu \geq 0$. The entropy four-current is future directed, due to the volume element being supported on the future mass shell. Therefore, given any splitting of spacetime into space and time $M = S \times T$, Boltzmann's H-theorem implies that the total entropy is non-decreasing on T .

3.3 Neutrinos in the early Universe

Instantaneous freeze-out model

Neutrino freeze-out is, as far as we know, the unique era in the history of the Universe when a significant matter fraction froze out at the same time that a reheating period was beginning, due to the onset of the e^+e^- annihilation process. It is this coincidence involving the last reheating period that makes neutrino freeze-out a rich and complicated period to study as compared to the many other reheating periods in the history of the Universe.

A key cosmological observable that is impacted by the dynamics of neutrino freeze-out is the effective number of neutrinos, N_ν^{eff} , which quantifies the amount of radiation energy density, ρ_r , in the Universe prior to photon freeze-out and after e^\pm annihilation. N_ν^{eff} can be measured by fitting to the distribution of CMB temperature fluctuations. The early Planck [40] analysis found $N_\nu^{\text{eff}} = 3.36 \pm 0.34$ (CMB only) and $N_\nu^{\text{eff}} = 3.62 \pm 0.25$ (CMB+ H_0) (68% confidence levels), indicating a possible tension in the current understanding of N_ν^{eff} though this tension has lessened with further analysis from Planck [39, 10]. This section, as well as Sec. 3.4, works towards a detailed understanding of N_ν^{eff} with an eye towards this old tension.

Mathematically, N_ν^{eff} is defined by the relation

$$\rho_r = (1 + (7/8)R_\nu^4 N_\nu^{\text{eff}}) \rho_\gamma, \quad (3.74)$$

where ρ_r is the radiation component of the Universe energy density, ρ_γ is the photon energy density and $R_\nu \equiv T_\nu/T_\gamma = (4/11)^{1/3}$ is the photon to neutrino temperature ratio in the limit where the annihilating e^\pm pairs do not transfer any entropy to Standard Model (SM) left-handed neutrinos, i.e., under the assumption that neutrinos have completely frozen out at the time of e^\pm annihilation. The factor 7/8 is the ratio of Fermi to Bose reference normalization in ρ and the neutrino to photon temperature ratio R_ν is the result of the transfer of e^\pm entropy into photons after neutrino freeze-out.

The definition Eq. (3.74) is constructed such that if photons and SM left-handed neutrinos are the only significant massless particle species in the Universe between

the freeze-out of left-handed neutrinos at $T_\gamma = \mathcal{O}(1)$ MeV and photon freeze-out at $T_\gamma = 0.25$ eV, and assuming zero reheating of neutrinos, then $N_\nu^{\text{eff}} = 3$, corresponding to the number of SM neutrino flavors. Detailed numerical study of the neutrino freeze-out process within the SM gives $N_\nu^{\text{eff}} = 3.046$ [26], a value close to the number of flavors, indicating only a small amount of neutrino reheating. We emphasize that N_ν^{eff} is named after neutrinos as they are the only significant contributor in SM cosmology. However, N_ν^{eff} could be impacted by non SM particles.

First we study how N_ν^{eff} is impacted by non-SM neutrino dynamics by characterizing its dependence on the neutrino freeze-out temperature within an instantaneous freeze-out model. This model, based on the work in [135, 8], allows us to study N_ν^{eff} without requiring a detailed description of the underlying non-SM interactions; the latter will be considered later in Sec. 3.4. In addition, we explore the possibility of non-SM neutrino contributions to N_ν^{eff} ; the latter is based on [136].

Chemical and kinetic equilibrium

As the Universe expands and cools, the various components of the Universe transition from equilibrium to non-interacting free-streaming. This process is governed by two key temperatures: 1) The chemical freeze-out temperature, T_{ch} , above which the particles are kept in chemical equilibrium by number changing interactions. 2) The kinetic freeze-out temperature T_k , above which the particles are kept in thermal equilibrium, i.e., equilibrium momentum distribution. In reality, these are not sharp transitions, but we approximate them as such in this section. Our arguments follow the discussion presented earlier, see Eq. (1.16) and Eq. (1.17). The insights gained here will be important when studying the more detailed model of neutrino freeze-out in later sections.

At sufficiently high temperatures, such as existed in the early Universe, both particle creation and annihilation (i.e., chemical) processes and momentum exchanging (i.e., kinetic) scattering processes can occur sufficiently rapidly to establish complete thermal equilibrium of a given particle species. The distribution function f_{ch}^\pm of fermions (+) and bosons (-) in both chemical and kinetic equilibrium is found by maximizing entropy subject to energy being conserved and is given by Eq. (1.16).

As temperature decreases, there will be a period where the temperature is greater than the kinetic freeze-out temperature, T_k , but below chemical freeze-out. During this period, momentum exchanging processes continue to maintain an equilibrium distribution of energy among the available particles, which we call kinetic equilibrium, but particle number changing processes no longer occur rapidly enough to keep the equilibrium particle number yield, i.e., for $T < T_{ch}$ the particle number changing processes have ‘frozen-out’. In this condition the momentum distribution, which is in kinetic equilibrium but chemical nonequilibrium, is obtained by maximizing entropy subject to particle number and energy constraints and thus two parameters appear, see Eq. (1.17). The need to preserve the total particle number within the distribution introduces an additional parameter \mathcal{Y} called fugacity.

The time dependent fugacity, $\mathcal{Y}(t)$, controls the occupancy of phase space and is necessary once $T(t) < T_{ch}$ in order to conserve particle number. A fugacity different from 1 implies an over-abundance ($\mathcal{Y} > 1$) or under-abundance ($\mathcal{Y} < 1$) of particles compared to chemical equilibrium and in either of these situations one speaks of chemical nonequilibrium.

The effect of $\ln(\mathcal{Y})$ is similar after that of chemical potential μ , except that $\ln(\mathcal{Y})$ is equal for particles and antiparticles, and not opposite. This means $\mathcal{Y} > 1$ increases the density of both particles and antiparticles, rather than increasing one and decreasing the other as is common when the chemical potential is associated with conserved quantum numbers. Similarly, $\mathcal{Y} < 1$ decreases both. The fact that $\ln(\mathcal{Y})$ is not opposite

for particles and antiparticles reflects the fact that both the number of particles and the number of antiparticles are conserved after chemical freeze-out, and not just their difference.

Ignoring the small particle antiparticle asymmetry, their equality reflects the fact that any process that modifies the distribution would affect both particle and antiparticle distributions in the same fashion. Such an asymmetry would be incorporated by replacing $\mathcal{Y} \rightarrow \mathcal{Y}e^{\pm\mu/T}$ where μ is the chemical potential, but we ignore it in this work as the matter antimatter asymmetry is on the order of 1 part in 10^9 .

We also emphasize that the fugacity is time dependent and not just an initial condition. At high temperatures $\mathcal{Y} = 1$ and we will find that $\mathcal{Y} < 1$ emerges dynamically as a result of the freeze-out process. The importance of fugacity was first introduced in [137] in the context of quark-gluon plasma. Its presence in cosmology was noted in [138, 139] but its importance has been largely forgotten and the consequences unexplored in the literature.

Comoving entropy and particle number in an FLRW Spacetime

In an FLRW spacetime, and assuming the particle distributions have the kinetic equilibrium form Eq. (1.17) with fugacities Υ_A , we can use the general formalism from Sec. 3.2 to compute the rate of change of comoving particle number and entropy; later we will apply these results to study neutrino freeze-out.

The number density of particle species A in an FRW Universe is given by N_A^0 and so the comoving particle number can be written in terms of the divergence of the number current, Eq. (3.46), as follows

$$\frac{d}{dt}(a^3 N_A^0) = a^3 \nabla_\mu N_A^\mu. \quad (3.75)$$

By a similar computation to Eq. (3.54) we obtain

$$a^{-3} \frac{d}{dt}(a^3 N_A^0) = \sum_{I \in \text{int}(A)} \frac{n_A}{n_I} \int \left(f_{r,I}(p_{B_j}^l) f^{p,I}(p_{A_i}^k) W^I(p_{B_j}^l, p_{A_i}^k) - f_{p,I}(p_{A_i}^k) f^{r,I}(p_{B_j}^l) W^{\overleftarrow{I}}(p_{A_i}^k, p_{B_j}^l) \right) dV. \quad (3.76)$$

The kinetic equilibrium distribution satisfies

$$f_A = \Upsilon_A e^{-E_A/T} f^A \quad (3.77)$$

where $E = p_A^0$.

Substituting this into Eq. (3.76) and simplifying we find

$$\begin{aligned} & a^{-3} \frac{d}{dt}(a^3 N_A^0) \quad (3.78) \\ &= \sum_{I \in \text{int}(A)} \frac{n_A}{n_I} \left(\int \prod_j \left(\Upsilon_{B_j}^{n_{B_j}} e^{-\sum_{l=1}^{n_{B_j}} E_{B_j}^l/T} \right) f^{p,I}(p_{A_i}^k) f^{r,I}(p_{B_j}^l) W^I(p_{B_j}^l, p_{A_i}^k) dV \right. \\ & \quad \left. - \int \prod_i \left(\Upsilon_{A_i}^{n_{A_i}} e^{-\sum_{k=1}^{n_{A_i}} E_{A_i}^k/T} \right) f^{p,I}(p_{A_i}^k) f^{r,I}(p_{B_j}^l) W^{\overleftarrow{I}}(p_{A_i}^k, p_{B_j}^l) dV \right) \\ &= \sum_{I \in \text{int}(A)} \left(\prod_j \Upsilon_{B_j}^{n_{B_j}} - \prod_i \Upsilon_{A_i}^{n_{A_i}} \right) n_A R_I, \\ & R_I \equiv \frac{1}{n_I} \int \left(e^{-\sum_j \sum_{l=1}^{n_{B_j}} E_{B_j}^l/T} \right) f^{p,I}(p_{A_i}^k) f^{r,I}(p_{B_j}^l) W^I(p_{B_j}^l, p_{A_i}^k) dV, \end{aligned}$$

where j indexes the reactants of I and i the products. To obtain this result we have assumed time-reversal symmetry of the scattering kernel Eq. (3.67) and used conservation of 4-momentum, $\Delta p = 0$. In particular, if all particle species are in chemical equilibrium then the rate of change of comoving particle number is zero. The non-negative quantity R_I can be viewed as quantifying the strength of the interaction I . Finally, note the terms corresponding to symmetric interactions vanish.

We can also use Eq. (3.78) to obtain a formula for the comoving total entropy of a collection of particles in kinetic equilibrium in an FRW Universe. Denoting the total entropy current $S^\mu \equiv \sum_A S_A^\mu$, with S_A^μ defined as in Eq. (3.44), and noting that the entropy density in an FRW Universe is given by $\sigma = S^0$, we can combine Eq. (1.49) with Eq. (3.78) to compute

$$\begin{aligned}
a^{-3} \frac{d}{dt}(a^3 \sigma) &= - \sum_A \ln(\mathcal{Y}_A) \frac{d}{dt}(a^3 N_A^0) \tag{3.79} \\
&= - \sum_A \ln(\mathcal{Y}_A) \sum_{I \in \text{int}(A)} \left(\prod_j \mathcal{Y}_{B_j}^{n_{B_j}} - \prod_i \mathcal{Y}_{A_i}^{n_{A_i}} \right) n_A R_I \\
&= \sum_{I \in \text{int}} \left(\prod_i \mathcal{Y}_{A_i}^{n_{A_i}} - \prod_j \mathcal{Y}_{B_j}^{n_{B_j}} \right) R_I \sum_{A \in p(I)} n_A \ln(\mathcal{Y}_A) \\
&= \sum_{I \in \overrightarrow{\text{int}}} \left[\left(\prod_i \mathcal{Y}_{A_i}^{n_{A_i}} - \prod_j \mathcal{Y}_{B_j}^{n_{B_j}} \right) R_I \sum_{A \in p(I)} n_A \ln(\mathcal{Y}_A) \right. \\
&\quad \left. + \left(\prod_j \mathcal{Y}_{B_j}^{n_{B_j}} - \prod_i \mathcal{Y}_{A_i}^{n_{A_i}} \right) R_I \sum_{B \in r(I)} n_B \ln(\mathcal{Y}_B) \right] \\
&= \sum_{I \in \overrightarrow{\text{int}}} \left(\prod_i \mathcal{Y}_{A_i}^{n_{A_i}} - \prod_j \mathcal{Y}_{B_j}^{n_{B_j}} \right) \left(\sum_i n_{A_i} \ln(\mathcal{Y}_{A_i}) - \sum_j n_{B_j} \ln(\mathcal{Y}_{B_j}) \right) R_I,
\end{aligned}$$

where j indexes the reactants of I and i the products. Again, there is no contribution from symmetric interactions. Observing that

$$\sum_i n_{A_i} \ln(\mathcal{Y}_{A_i}) \geq \sum_j n_{B_j} \ln(\mathcal{Y}_{B_j}) \text{ if and only if } \prod_i \mathcal{Y}_{A_i}^{n_{A_i}} \geq \prod_j \mathcal{Y}_{B_j}^{n_{B_j}}, \tag{3.80}$$

we can conclude

$$\frac{d}{dt}(a^3 \sigma) \geq 0 \tag{3.81}$$

with strict inequality if the particle species are not all in chemical equilibrium. In particular, we have re-derived the H-Theorem in the case where all the distributions have the kinetic equilibrium form Eq. (1.17).

Free-streaming in FLRW spacetime

Once the temperature drops below the kinetic freeze-out temperature T_k of a particular component of the Universe, we reach the free-streaming period where all particle scattering processes have completely frozen out. The dynamics are therefore determined by the free-streaming Boltzmann-Einstein equation, Eq. (3.42) with $C[f] = 0$, known as the Einstein-Vlasov equation, in a spatially flat FLRW Universe.

Due to the assumed homogeneity and isotropy, the particle distribution function depends on t and $p^0 = E$ only and so the Einstein-Vlasov equation becomes

$$E\partial_t f_\nu + (m^2 - E^2)\frac{\partial_t a}{a}\partial_E f_\nu = 0. \quad (3.82)$$

Henceforth when discussing free-streaming distributions we replace subscript ‘ ν ’ by ‘fs’ for free-streaming, as the results we obtain are of wider relevance.

The general solution to Eq. (3.82) can be found in, *e.g.*, [25, 140]:

$$f_{\text{fs}}(t, E) = K(x), \quad x \equiv \frac{a(t)^2}{D^2}(E^2 - m^2), \quad (3.83)$$

where K is an arbitrary smooth function and D is an arbitrary constant with units of mass. To continue the evolution beyond thermal freeze-out, we choose K to match the kinetic equilibrium distribution Eq. (1.17) at the freeze-out time t_k . This is accomplished by setting

$$K(x) = \frac{1}{\Upsilon_{\text{fs}}^{-1} e^{\sqrt{x+m^2}/T_k^2} + 1} \quad (3.84)$$

and $D = T_k a(t_k)$.

The free-streaming Fermi-Dirac-Einstein-Vlasov (FDEV) distribution function after freeze-out is then

$$f_{\text{fs}}(t, E) = \frac{1}{\Upsilon_{\text{fs}}^{-1} e^{\sqrt{(E^2-m^2)/T_{\text{fs}}^2 + m_{\text{fs}}^2}/T_k^2} + 1}. \quad (3.85)$$

where

$$T_{\text{fs}}(t) = \frac{T_k a(t_k)}{a(t)}. \quad (3.86)$$

We will call T_{fs} in Eq. (3.86) the cosmic free-streaming (neutrino) background temperature, even though T_{fs} will in general differ from the temperature of the photon background and the distribution of free-streaming particles has a thermal shape only for $m = 0$. The shape of momentum distribution for massive particles seen in Eq. (3.85) describes a Fermion quantum gas free-streaming in an expanding Universe below the freeze-out temperature where $T_{\text{fs}}(t_k) = T_k$.

The energy, pressure, number, and entropy densities, denoted by ρ , P , n , and σ respectively for the free-streaming distribution Eq. (3.85), can be computed using Eq. (3.45), Eq. (3.46), and Eq. (3.44)

$$\rho_{\text{fs}} = \frac{g_{\text{fs}}}{2\pi^2} \int_0^\infty \frac{(m_{\text{fs}}^2 + p^2)^{1/2} p^2 dp}{\Upsilon_{\text{fs}}^{-1} e^{\sqrt{p^2/T_{\text{fs}}^2 + m_{\text{fs}}^2}/T_k^2} + 1}, \quad (3.87)$$

$$P_{\text{fs}} = \frac{g_{\text{fs}}}{6\pi^2} \int_0^\infty \frac{(m_{\text{fs}}^2 + p^2)^{-1/2} p^4 dp}{\Upsilon_{\text{fs}}^{-1} e^{\sqrt{p^2/T_{\text{fs}}^2 + m_{\text{fs}}^2}/T_k^2} + 1}, \quad (3.88)$$

$$n_{\text{fs}} = \frac{g_{\text{fs}}}{2\pi^2} \int_0^\infty \frac{p^2 dp}{\Upsilon_{\text{fs}}^{-1} e^{\sqrt{p^2/T_{\text{fs}}^2 + m_{\text{fs}}^2}/T_k^2} + 1}, \quad (3.89)$$

$$\sigma_{\text{fs}} = -\frac{g_{\text{fs}}}{2\pi^2} \int_0^\infty H(p^2/T_{\text{fs}}^2) p^2 dp, \quad H \equiv K \ln K + (1 - K) \ln(1 - K), \quad (3.90)$$

where g_{fs} is the degeneracy (not to be confused with the metric factor $\sqrt{-g} = a^3$).

Comparing these results Eq. (3.87), Eq. (3.88), Eq. (3.89), Eq. (3.90), to the formulas for the corresponding quantities in kinetic equilibrium, we see that they differ by the replacement $m \rightarrow mT_{\text{fs}}(t)/T_k$ in the exponential factor *only*. Changing variables to $u = p/T_{\text{fs}}$, one sees that both n and s are proportional to T_{fs}^3 . The free-streaming temperature, T_{fs} , is inversely proportional to a , hence we see that

$$a^3 n = \text{constant and } a^3 \sigma = \text{constant} . \quad (3.91)$$

This proves that the particle number and entropy in a comoving volume are conserved, irrespective of the form of K that defines the shape of the momentum distribution at freeze-out. It should be noted that this conservation of entropy in free-streaming neutrinos relies on the Boltzmann equation model, and its corresponding entropy current Eq. (3.44), an approximation which may break down in later epochs of the evolution of the Universe when the quantum fluid nature of the neutrino emerges.

Neutrino fugacity and photon to neutrino temperature ratio

We assume instantaneous freeze-out allowing the use of conservation laws in Eq. (1.50) to characterize the neutrino fugacity and temperature in terms of the (kinetic) freeze-out temperature T_k . We first outline the physics of the situation qualitatively. For $T_k < T < T_{ch}$, the evolution of the temperature of the common e^\pm, γ, ν plasma and the neutrino fugacity are determined by conservation of comoving neutrino number (since $T < T_{ch}$) and conservation of entropy. As shown above, after thermal freeze-out the neutrinos begin to free-stream and therefore \mathcal{Y}_{fs} is constant, the neutrino temperature evolves as $1/a$, and the comoving neutrino entropy and neutrino number are exactly conserved.

The photon temperature then evolves to conserve the comoving entropy within the coupled system of photons, electrons, and positrons. As annihilation occurs, entropy from e^+e^- is fed into photons, leading to reheating. We now make this analysis quantitative in order to derive a relation between the reheating temperature ratio and neutrino fugacity.

Assuming $T_{ch} \gg m_e$, the entropy, S , in a given comoving volume, V , at chemical freeze-out is the sum of relativistic (turning to free-streaming) neutrinos (with $\mathcal{Y}_\nu = 1$), electrons, positrons, and photons

$$S(T_{ch}) = \left(\frac{7}{8}g_\nu + \frac{7}{8}g_{e^\pm} + g_\gamma \right) \frac{2\pi^2}{45} T_{ch}^3 V(t_{ch}), \quad (3.92)$$

where T_{ch} is the common neutrino, e^+e^- , and γ temperature at chemical freeze-out and t_{ch} is the time at which chemical freeze-out occurs. The number of neutrinos and anti-neutrinos at chemical freeze-out in this same volume is

$$\mathcal{N}_\nu(T_{ch}) = \frac{3g_\nu}{4\pi^2} \zeta(3) T_{ch}^3 V(t_{ch}). \quad (3.93)$$

The particle-antiparticle, flavor, and spin-helicity statistical factors are $g_\nu = 6$, $g_{e^\pm} = 4$, $g_\gamma = 2$.

Distinct chemical and thermal freeze-out temperatures lead to a nonequilibrium modification of the neutrino distribution in the form of a fugacity factor \mathcal{Y}_ν when $T_k < T < T_{ch}$. This leads to the following expressions for, respectively, neutrino

entropy and number at $T = T_k$ in the comoving volume

$$S(T_k) = \left(\frac{2\pi^2}{45} g_\gamma T_k^3 + S_{e^\pm}(T_k) + S_\nu(T_k) \right) V(t_k), \quad (3.94)$$

$$\mathcal{N}_\nu(T_k) = \frac{g_\nu}{2\pi^2} \int_0^\infty \frac{u^2 du}{\mathcal{Y}_\nu^{-1}(T_k) e^u + 1} T_k^3 V(t_k),$$

where t_k is the time at which kinetic freeze-out occurs.

After neutrino freeze-out and when $T_\gamma \ll m_e$, the entropy in neutrinos is conserved independently of the other particle species and the e^+e^- entropy is nearly all transferred to photons:

$$S_\gamma(T_\gamma) = \frac{2\pi^2}{45} g_\gamma T_\gamma^3 V. \quad (3.95)$$

Note that we must now distinguish between the neutrino and photon temperatures.

The conservation laws Eq. (1.50) and Eq. (3.91) then imply the following relations.

1. Conservation of comoving neutrino number between chemical and kinetic freeze-out:

$$\frac{T_{ch}^3 V(t_{ch})}{T_k^3 V(t_k)} = \frac{2}{3\zeta(3)} \int_0^\infty \frac{u^2 du}{\mathcal{Y}_\nu^{-1}(T_k) e^u + 1}. \quad (3.96)$$

2. Conservation of the entropy in e^\pm , γ , and neutrinos prior to neutrino freeze-out:

$$\left(\frac{7}{8} g_\nu + \frac{7}{8} g_{e^\pm} + g_\gamma \right) \frac{2\pi^2}{45} T_{ch}^3 V(t_{ch}) = \quad (3.97)$$

$$\left(S_\nu(T_k) + S_{e^\pm}(T_k) + \frac{2\pi^2}{45} g_\gamma T_k^3 \right) V(t_k).$$

3. Conservation of the entropy in e^\pm and γ between neutrino freeze-out and e^\pm annihilation:

$$\frac{2\pi^2}{45} g_\gamma T_\gamma^3 V(t) = \left(\frac{2\pi^2}{45} g_\gamma T_k^3 + S_{e^\pm}(T_k) \right) V(t_k), \quad T_\gamma \ll \min\{m_e, T_k\}. \quad (3.98)$$

These relations allow one to solve for the fugacity, reheating ratio, and effective number of neutrinos in terms of the kinetic freeze-out temperature, irrespective of the details of the dynamics that leads to a particular freeze-out temperature. Specifically, combining Eq. (3.96) and Eq. (3.97) one obtains

$$\frac{S_\nu(T_k)/T_k^3 + S_{e^\pm}(T_k)/T_k^3 + \frac{2\pi^2}{45} g_\gamma}{\left(\frac{7}{8} g_\nu + \frac{7}{8} g_{e^\pm} + g_\gamma \right) \frac{2\pi^2}{45}} = \frac{2}{3\zeta(3)} \int_0^\infty \frac{u^2 du}{\mathcal{Y}_\nu^{-1}(T_k) e^u + 1}. \quad (3.99)$$

This can be solved numerically to compute $\mathcal{Y}_\nu(T_k)$. One can also use these relations to analytically derive the following expansion for the photon to neutrino temperature ratio after e^\pm annihilation (see [8]), where here we define $\delta = \ln(\mathcal{Y})$:

$$\frac{T_\gamma}{T_\nu} = a \mathcal{Y}^b (1 + c\delta^2 + O(\delta^3)), \quad (3.100)$$

$$a = \left(1 + \frac{7}{8} \frac{g_{e^\pm}}{g_\gamma} \right)^{1/3} = \left(\frac{11}{4} \right)^{1/3}, \quad b \approx 0.367, \quad c \approx -0.0209.$$

An approximate power law fit was first obtained numerically in [135]. A relation between the fugacity $\mathcal{Y} = e^\delta$ and the effective number of neutrinos Eq. (3.74) was also derived in [8] using these methods:

$$N_\nu^{\text{eff}} = \frac{360}{7\pi^4} \frac{e^{-4b\delta}}{(1 + c\delta^2)^4} \int_0^\infty \frac{u^3}{e^{u-\delta} + 1} du (1 + O(\delta^3)) . \quad (3.101)$$

In Fig. 28 we plot that dependence of N_ν^{eff} and \mathcal{Y} on T_k that is implied by these calculations. In particular, the fugacity evolves following the solid black curve in the bottom plot until it reaches the kinetic freeze-out temperature, at which point the neutrinos decouple and \mathcal{Y} remains constant thereafter, as shown in the dashed black curves for two sample values of T_k .

The early Planck CMB results [40] contain several fits based on different data sets which suggest that N_ν^{eff} is in the range 3.30 ± 0.27 to 3.62 ± 0.25 (68% confidence level). We note the more recent Planck CMB analysis [10] which chooses to sidestep these considerations, which in part gives rise to the Hubble-tension issues.

A numerical computation based on the Boltzmann equation with two body scattering [26] gives to $N_\nu^{\text{eff}} = 3.046$. These values are shown in the vertical lines in the left figure. The tension between the Planck results and theoretical reheating studies motivated some of our work.

Contribution to effective neutrino number from sub-eV mass sterile particles

We briefly explore the effect on N_ν^{eff} by non-SM light weakly coupled particle species [136], referred to here as a sterile particles (SP). Independent of their source, once the SPs decouple from the particle inventory at a photon temperature of $T_{d,s}$, a difference in their temperature from that of photons will build up during subsequent photon reheating periods, similarly to earlier computations we presented.

Such hypothetical SPs would behave as ‘dark radiation’ [141] rather than cold dark matter and would therefore impact N_ν^{eff} in a similar manner to neutrinos, though with a different freeze-out temperature not described by PP-SM. The possibility that Goldstone bosons, one candidate for SPs, could be such dark radiation was identified in [142]. Another viable candidate for SPs are sterile neutrinos. In fact three sterile right-handed neutrinos could contribute with needed strength to the the effective number of neutrinos, N_ν^{eff} , if their freeze-out temperature is in the vicinity of the quark gluon plasma (QGP) phase transition [143, 144].

If SPs originating in the QGP phase transition are interpreted as Goldstone bosons, this would imply that in the deconfined phase there is an additional hidden symmetry, weakly broken at hadronization. For example, if this symmetry were to be part of the baryon conservation riddle, then we can expect that these Goldstone bosons will couple to particles with baryon number, and possibly only in the domain where the vacuum is modified from its present day condition. These consideration motivate our study [136] of the contribution to N_ν^{eff} of boson or fermion degrees of freedom (DoF) that froze out near to the QGP phase transformation.

We use the lattice-QCD derived QGP EoS from [50] to characterize the relation between N_ν^{eff} and the number of DoF that froze out at the time that the quark-gluon deconfined phase froze into hadrons near $T = 150$ MeV. We work within the instantaneous freeze-out approximation, using the same reasoning that was applied to neutrinos, *i.e.*, we employ comoving entropy conservation along with the facts that frozen-out particle species undergo temperature scaling with $1/a(t)$ and the remaining coupled particles undergo reheating at each $T \simeq m$ threshold, caused by a disappearing particle species transfer entropy into the remaining particles.

We denote by S the conserved ‘comoving’ entropy in a volume element dV , which scales with the factor $a(t)^3$. As we are no longer only considering just the neutrino

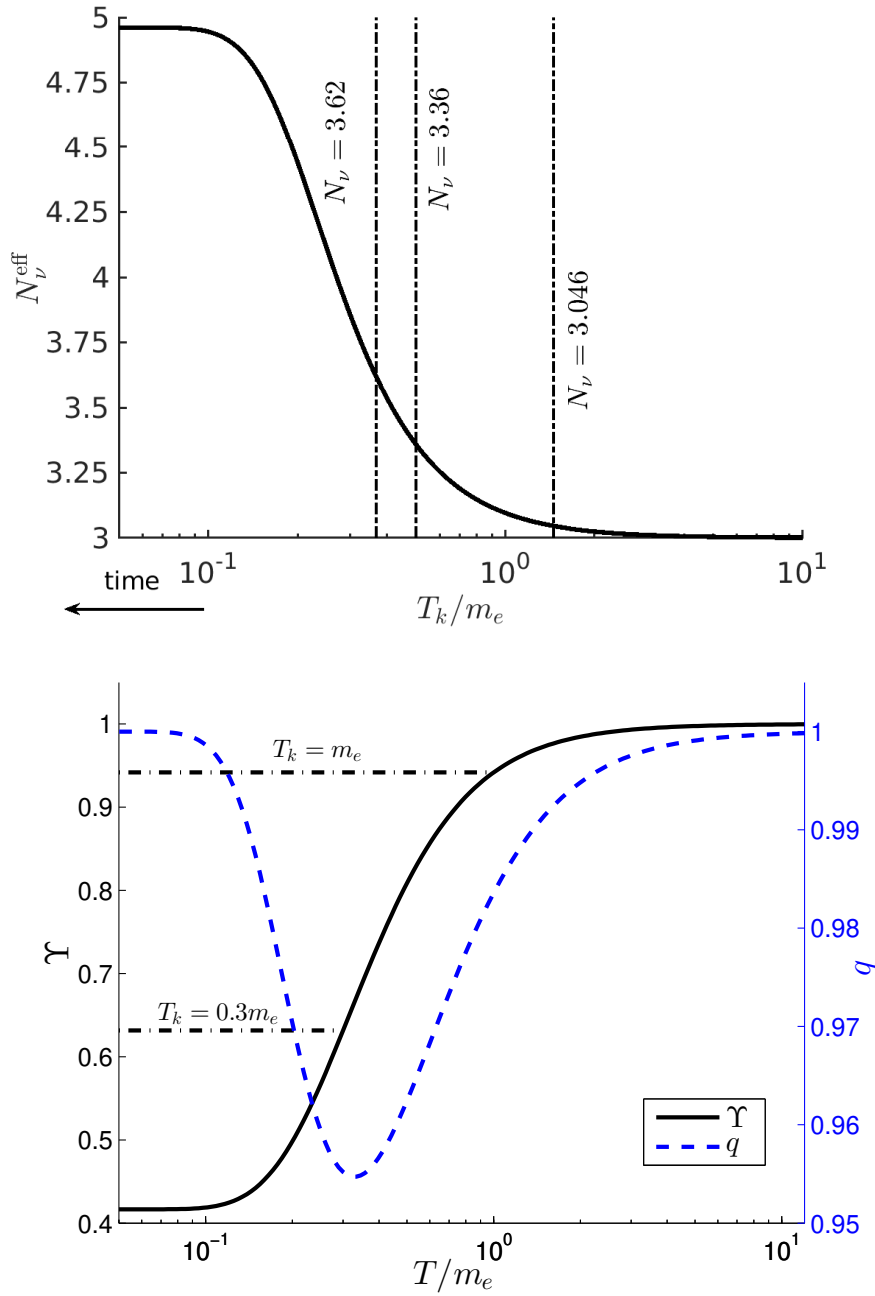


Fig. 28. Dependence of the effective number of neutrinos (top) and neutrino fugacity (bottom) on the neutrino kinetic freeze-out temperature. We also show the evolution of the deceleration parameter through the freeze-out period (bottom)

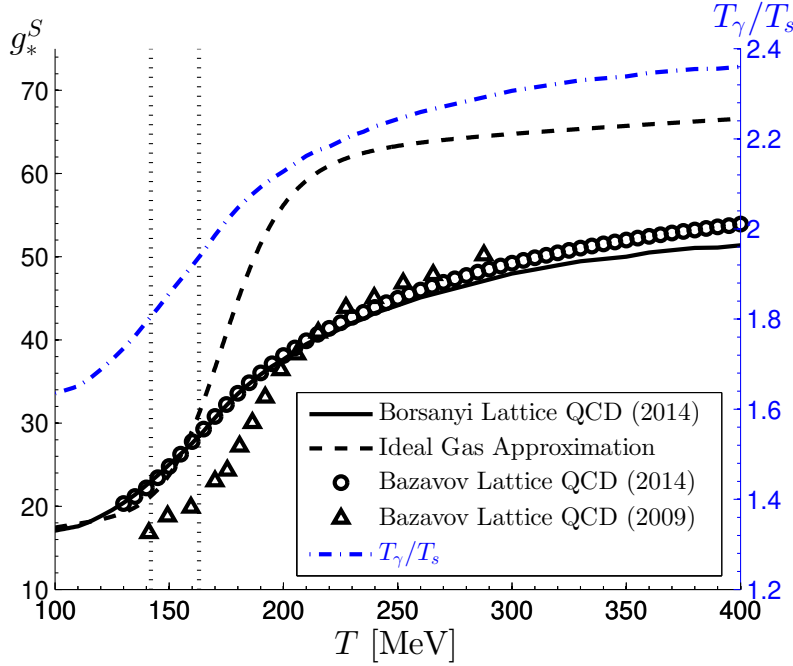


Fig. 29. Left axis: Effective number of entropy-DoF, including lattice QCD effects applying [50] (solid line) and [145] (circles), compared to the earlier results [146] (triangles) used by [143], and the ideal gas model of [147] (dashed line) as functions of temperature T . Right axis: Photon to SP temperature ratio, T_γ/T_s , as a function of SP decoupling temperature (dash-dotted (blue) line). The vertical dotted lines at $T = 142$ MeV and $T = 163$ MeV delimit the QGP transformation region. *Published in Ref. [136] under the CC BY 4.0 license*

freeze-out, here we employ the definition of the effective number of entropy DoF, g_*^S , given by

$$S = \frac{2\pi^2}{45} g_*^S T_\gamma^3 a^3. \quad (3.102)$$

For ideal fermion and boson gases,

$$g_*^S = \sum_{i=\text{bosons}} g_i \left(\frac{T_i}{T_\gamma} \right)^3 f_i^- + \frac{7}{8} \sum_{i=\text{fermions}} g_i \left(\frac{T_i}{T_\gamma} \right)^3 f_i^+. \quad (3.103)$$

The g_i are degeneracies, f_i^\pm are known functions, valued in $(0, 1)$ (see Eq. (1.26) for details), that turn off the various species as the temperature drops below their mass; compare to the analogous Eqs. (2.3) and (2.4) in [48].

Such a simple characterization does not hold in the vicinity of the QGP phase transformation where quark-hadron degrees of freedom are strongly coupled and the system must be studied using lattice QCD. A computation of g_*^S that incorporates the lattice QCD results is shown in the solid line in Fig. 29 (left axis). Specifically, we used the table of entropy density values through the QGP phase transition presented by Borsanyi et al. [50], while circles show recent results from Bazavov et al. [145] correcting their earlier 2009 data [146] (triangles), also shown. This should be compared to the use of the ideal gas approximation (dashed) from [147] together with the fit in [148] to interpolate through the QGP phase transition. The free gas approximation has a maximum error of 10% in the QGP phase transition temperature range

$T \simeq 150$ MeV. The early 2009 lattice data, used in [143] has a maximum error on the order of 25%, which leads to a non-negligible difference in the relation between freeze-out temperature and N_ν^{eff} .

Conservation of entropy leads to a temperature ratio at $T_\gamma < T_{d,s}$, shown in the dot-dashed line in Figure 29 (right axis), given by

$$R_s \equiv T_s/T_\gamma = \left(\frac{g_*^S(T_\gamma)}{g_*^S(T_{d,s})} \right)^{1/3}. \quad (3.104)$$

Evolving the Universe through neutrino freeze-out, if T_s and T_γ are the light SP and photon temperatures, both after e^\pm annihilation, and g_s is the number of DoF of the SPs normalized to bosons (i.e., for fermions it includes an additional factor of 7/8) then this leads to the following change in the effective number of neutrinos in excess of the SM value:

$$\delta N_{\text{eff}} \equiv N_\nu^{\text{eff}} - 3.046 = \frac{4g_s}{7} \left(\frac{T_s}{R_s T_\gamma} \right)^4, \quad (3.105)$$

where 3.046 is the SM neutrino contribution. Using Eq. (3.104) we can rewrite δN_{eff} as

$$\delta N_{\text{eff}} = \frac{4g_s}{7R_\nu^4} \left(\frac{g_*^S(T_\gamma)}{g_*^S(T_{d,s})} \right)^{4/3}, \quad (3.106)$$

where $T_{d,s}$ is the decoupling temperature of the SP and T_γ is any photon temperature in the regime $T_\gamma \ll m_e$. The SM particles remaining (in relevant amounts) at such T_γ are photons and SM neutrinos, the latter with temperature $R_\nu T_\gamma$, and so $g_*^S(T_\gamma) = 2 + 7/8 \times 6 \times 4/11$ and (see also Eq.(2.7) in [48])

$$\delta N_{\text{eff}} \approx g_s \left(\frac{7.06}{g_*^S(T_{d,s})} \right)^{4/3}. \quad (3.107)$$

In Figure 30 we plot δN_{eff} as a function of $T_{d,s}$ for $1, \dots, 6$ boson (solid lines) and fermion (dashed lines) DoF. For a low decoupling temperature $T_{d,s} < 100$ MeV; a single bose or fermi SP can help alleviate the observed tension in N_ν^{eff} . Within the QGP hadronization temperature range $T_c = 142 - 163$ MeV (marked by vertical dotted lines) we see that three boson degrees of freedom or four fermion degrees of freedom are the most likely cases to resolve the tension. If the SPs froze out in the QGP phase at $T_{d,s} \gg 163$ MeV then a significantly larger number of SPs would be required. While such a scenario cannot be excluded, such a large number undiscovered weakly broken symmetries, or/and sterile neutrino-like particles, seems unlikely. Therefore we suggest that Figure 30 pinpoints the QGP temperature range and below as the primary domain of interest for the freeze-out of a small to moderate number of hypothetical degrees of freedom, should an excess in N_ν^{eff} above the SM value be needed [136].

3.4 Neutrino freeze-out solving the Boltzmann-Einstein equation

In this section we remove the instantaneous freeze-out assumption and present results of a more precise study of neutrino freeze-out: We do not assume that the distribution is either in chemical or kinetic equilibrium or is free-streaming. The required mathematical theory and numerical method is developed in Appendices B, C, and D. Here we focus our attention on the physical implications, in particular the dependence of the freeze-out process on natural constants. This allows us to identify potential avenues by which the tension between observed in terms of the present day value of

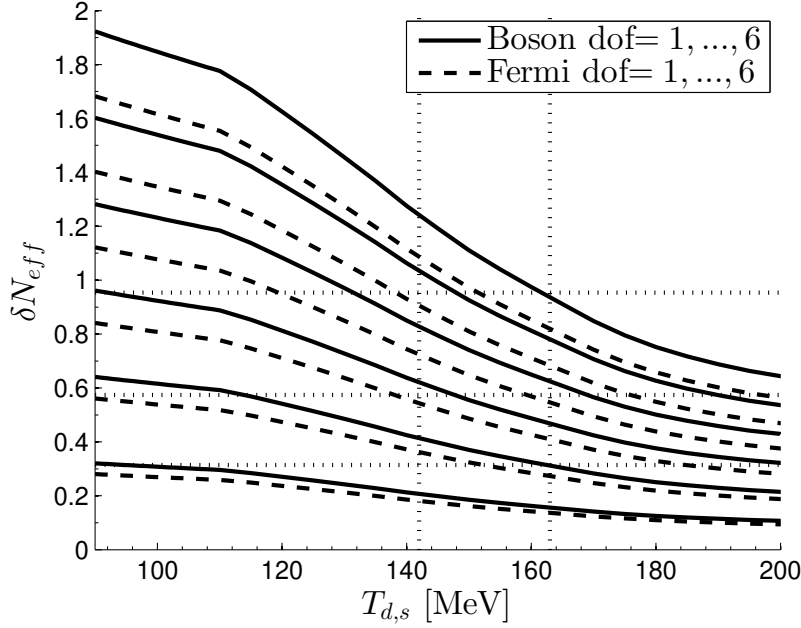


Fig. 30. Solid lines: Increase in δN_{eff} due to the effect of $1, \dots, 6$ light sterile boson DoF ($g_s = 1, \dots, 6$, bottom to top curves) as a function of freeze-out temperature $T_{d,s}$. Dashed lines: Increase in δN_{eff} due to the effect of $1, \dots, 6$ light sterile fermion DoF ($g_s = 7/8 \times 1, \dots, 7/8 \times 6$, bottom to top curves) as a function of freeze-out temperature $T_{d,s}$. The horizontal dotted lines correspond to $\delta N_{\text{eff}} + 0.046 = 0.36, 0.62, 1$. The vertical dotted lines show the reported range of QGP transformation temperatures $T_c = 142 - 163$ MeV. *Published in Ref. [136] under the CC BY 4.0 license*

Hubble parameter H_0 and the related theoretical value of N_ν^{eff} , the key feature of the invisible today neutrino background, may be alleviated.

Our study also constrains the time and/or temperature variation of certain natural constants by comparing the results with measurements of N_ν^{eff} . Further details on this work were presented in Sec. 3.3, more details can be found in Ref. [44]. The topic of the time variation of natural constants is a very active field with a long history; for a comprehensive review of this area, with which we make only slight contact, see *e.g.* Ref. [149].

Neutrino freeze-out temperature and relaxation time

To connect with the instantaneous freeze-out model from Fig. 3.3, we now give a definition of the kinetic freeze-out temperature that is applicable to the Boltzmann-Einstein equation model and use this to calculate the neutrino freeze-out temperature. Any such definition will be only approximate, as the freeze-out process is not a sharp transition. Our definition is motivated in part the treatment in [31].

We first define a characteristic length between scatterings. Using the formula Eq. (C.22), we obtain the fractional rate of change of comoving particle number

$$\frac{\frac{d}{dt}(a^3 n)}{a^3 n} = \frac{g_\nu}{2\pi^2 n} \int C[f] p^2 / E dp. \quad (3.108)$$

Here we don't want the net change, but rather to count the number of interactions. For that reason, we imagine that only one direction of the process is operational and define the relaxation rate

$$\Gamma \equiv \frac{g\nu}{2\pi^2 n} T^2 \int \tilde{C}[f] z dz, \quad (3.109)$$

where the one-way directional collision term $\tilde{C}[f]$ is computed as in Eq. (C.15) except with F replaced by

$$\tilde{F} = f_1(p_1) f_2(p_2) f^3(p_3) f^4(p_4). \quad (3.110)$$

When the particle type being considered appears in both directions of a reaction, the corresponding term for the other reaction direction must be added. We emphasize that the key difference here, there is no minus sign; here we are counting reactions, not net particle number change.

Using the average velocity, which for (effectively massless) neutrinos is $\bar{v} = c = 1$, we obtain what we call the scattering length

$$L_\Gamma \equiv \frac{\bar{v}}{\Gamma} = \frac{\int_0^\infty \frac{1}{r^{-1}e^z + 1} z^2 dz}{\int_0^\infty \tilde{C}[f] z^2 / E dz}. \quad (3.111)$$

This can be compared to the Hubble length $L_H = c/H$ and the temperature at which $L_\Gamma = L_H$ we call the freeze-out temperature for that reaction. Figure 31 shows the scattering length and L_H for various types of neutrino reactions. The solid line corresponds to the annihilation process $e^+e^- \rightarrow \nu\bar{\nu}$, the dashed line corresponds to the scattering $\nu e^\pm \rightarrow \nu e^\pm$, and the dot-dashed line corresponds to the combination of all processes involving only neutrinos. The freeze-out temperatures in MeV are given in Table 6.

	$e^+e^- \rightarrow \nu\bar{\nu}$	$\nu e^\pm \rightarrow \nu e^\pm$	ν -only processes
ν_e	2.29	1.15	0.910
$\nu_{\mu,\tau}$	3.83	1.78	0.903

Table 6. Freeze-out temperatures in MeV for electron neutrinos and for μ,τ neutrinos.

We now consider the relaxation time for a given reaction, defined by $\tau = 1/\Gamma$. Suppose we have a time interval $t_f > t_i$ and corresponding temperature interval $T_f < T_i$ during which there is no reheating and the Universe is radiation dominated. Normalizing time so $t = 0$ corresponds to the temperature T_i we have

$$\dot{a}/a = -\dot{T}/T, \quad H = \frac{C}{2Ct + T_i^2} \propto T^2, \quad (3.112)$$

where C is a constant that depends on the energy density and the Planck mass. Its precise form will not be significant for us. Note that Eq. (3.112) implies

$$1/H(t) - 1/H(0) = 2t. \quad (3.113)$$

At $T \gg m_e$, the rates for reactions under consideration from Tables 8 and 9 scale as $\Gamma \propto T^5$. Therefore, supposing $H(T_f)/\Gamma(T_f) = 1$ (which occurs at $T_f = O(1 \text{ MeV})$)

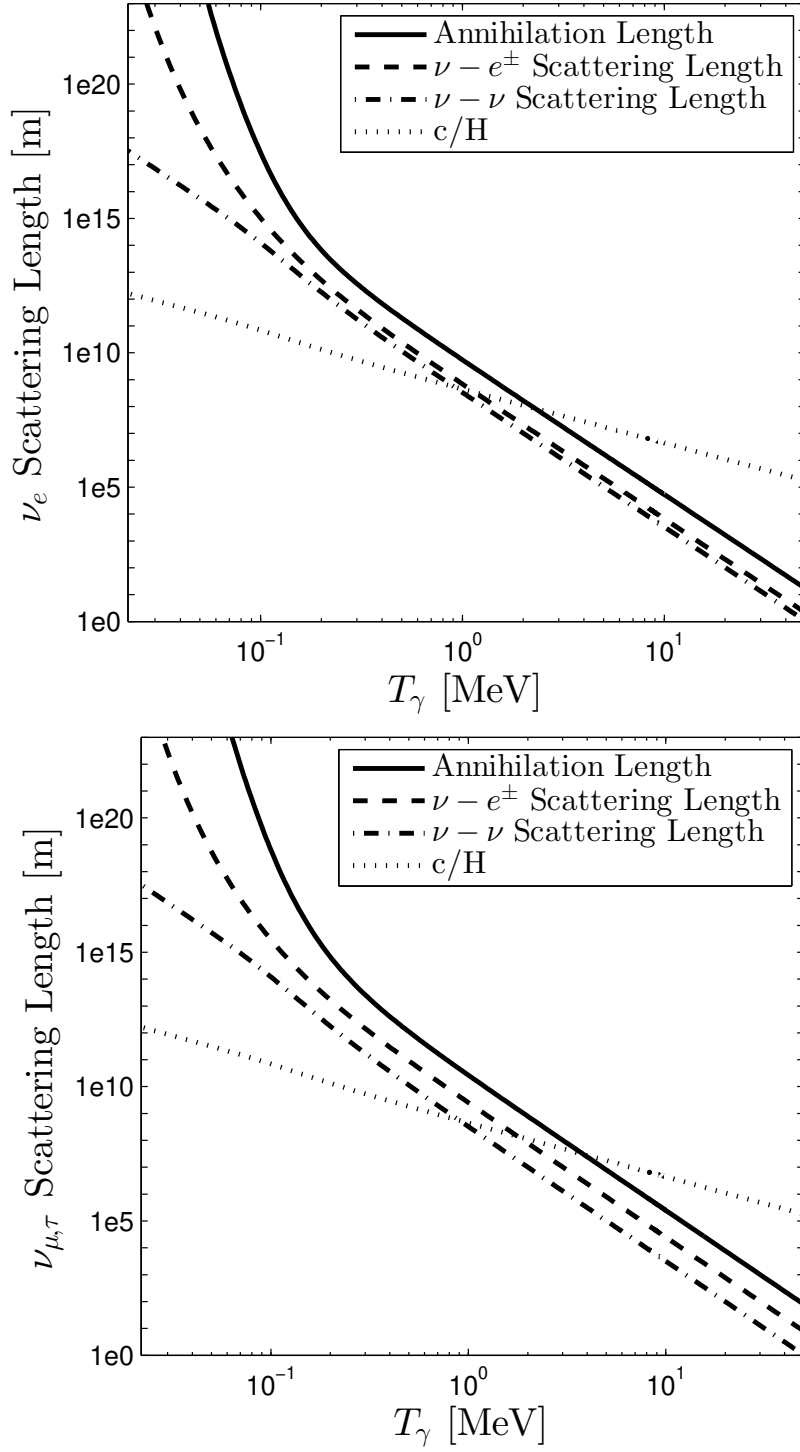


Fig. 31. Comparison of Hubble parameter to neutrino scattering length for various types of PP-SM processes, top for electron neutrino ν_e and bottom for the other two flavors ν_μ , ν_τ . Published in Ref. [44] under the *CC BY 4.0* license

as seen in the above figures), at any time $t_f > t > t_i$ we find

$$\tau(t)/t = \frac{2}{\Gamma(t)} \left(\frac{1}{H(t)} - \frac{1}{H(0)} \right)^{-1} = \frac{2T_f^5}{\Gamma(T_f)T^5} \left(\frac{T_f^2}{H(T_f)T^2} - \frac{T_f^2}{H(T_f)T_i^2} \right)^{-1} \quad (3.114)$$

$$= \frac{2T_f^3}{T^3} \left(1 - \frac{T^2}{T_i^2} \right)^{-1}. \quad (3.115)$$

Therefore, given any time $t_i < t_0 < t_f$ we have

$$\tau(t) < \tau(t_0) = \frac{2T_f^3}{T_0^3} \left(1 - \frac{T_0^2}{T_i^2} \right)^{-1} \Delta t \text{ for all } t < t_0, \quad (3.116)$$

where $\Delta t = t_0 - t_i = t_0$.

The first reheating period that precedes neutrino freeze-out is the disappearance of muons and pions around $O(100 \text{ MeV})$, as seen in Figure 1.1, and so we let $T_i = 100 \text{ MeV}$. Eq. (3.116) is minimized at $T_0 \approx 77.5 \text{ MeV}$ at which point we have

$$\tau(t) < 10^{-5} \Delta t_0 \text{ for } t < t_0. \quad (3.117)$$

This shows that the relaxation time during the period between 100 MeV and 77.5 MeV is at least five orders of magnitude smaller than the corresponding time interval. Therefore the system has sufficient time to relax back to equilibrium after any potential nonequilibrium aspects developed during the reheating period. This justifies our assumption that the neutrino distribution has the equilibrium Fermi Dirac form at $T = O(10 \text{ MeV})$ when we begin our numerical simulation. This can also be demonstrated numerically in Figure 32, where we have initialized the system at $T_\gamma = 12 \text{ MeV}$ with a nonequilibrium distribution of μ and τ neutrinos, giving them $\Upsilon = 0.9$, and let them evolve under the Boltzmann-Einstein equation. We see that after approximately 10^{-3} seconds the system relaxes back to equilibrium, well before neutrino freeze-out near $t = 1 \text{ s}$.

Dependence of effective neutrino number on PP-SM parameters

Only two key PP-SM parameters influence the effective number of neutrinos; this is the Weinberg angle and the generalized interaction strength η . We explore in the following how N_ν^{eff} depends on these parameters.

The Weinberg angle is one of the key standard model parameters that impacts the neutrino freeze-out process. More specifically, it is found in the matrix elements of weak force processes, including the reactions $e^+e^- \rightarrow \nu\bar{\nu}$ and $\nu e^\pm \rightarrow \nu e^\pm$ as found in Tables 8 and 9. It is determined by the $SU(2) \times U(1)$ coupling constants g, g' by

$$\sin(\theta_W) = \frac{g'}{\sqrt{g^2 + (g')^2}}. \quad (3.118)$$

It is also related to the mass of the W and Z bosons and the Higgs vacuum expectation value v by

$$M_Z = \frac{1}{2} \sqrt{g^2 + (g')^2} v, \quad M_W = \frac{1}{2} g v, \quad \cos(\theta_W) = \frac{M_W}{M_Z}, \quad (3.119)$$

as well as the electromagnetic coupling strength

$$e = \frac{2M_W}{v} \sin(\theta_W) = \frac{gg'}{\sqrt{g^2 + (g')^2}}. \quad (3.120)$$

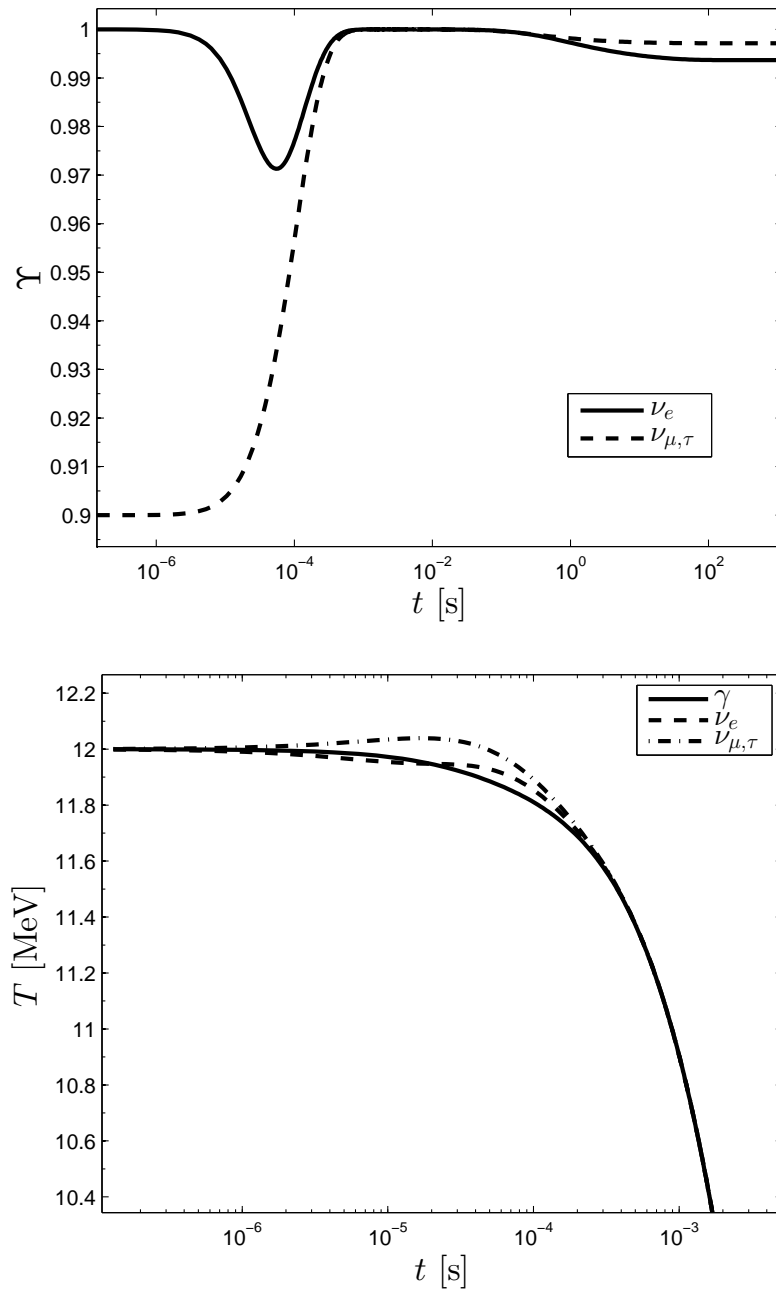


Fig. 32. Starting at 12 MeV, this figure shows the relaxation of a nonequilibrium μ, τ -neutrino distribution towards equilibrium. The fugacities are shown in the top frame while the temperatures are shown in the bottom frame

It has a measured value in vacuum $\theta_W \approx 30^\circ$, giving $\sin(\theta_W) \approx 1/2$, but its value is not fixed within the Standard Model. For this reason, a time or temperature variation can be envisioned and this would have an observable impact on the neutrino freeze-out process, as measured by N_ν^{eff} .

In letting $\sin(\theta_W)$, and hence g and g' , vary, we must fix the electromagnetic coupling e so as not to impact sensitive cosmological observables such as Big-Bang Nucleosynthesis. Another argument to keep the value of electric charge fixed is the gauge invariance symmetry which assures charge conservation.

According to Eq. (3.119), $M_Z > M_W \gg |p|$ for neutrino momentum p in the energy range of neutrino freeze-out, around 1 MeV, even as we vary $\sin(\theta_W)$. This approximation is inherent in the formulas for the matrix elements in Tables 8 and 9 and continues to be valid here. We will characterize the dependence of N_ν^{eff} on $\sin(\theta_W)$ in following, but first we identify the remaining parameter dependence in the Boltzmann-Einstein system

Beyond the Weinberg angle, the remaining dependence of the Boltzmann-Einstein system on dimensioned quantities during neutrino freeze-out can be combined into one overall interaction strength factor. To show this, we now convert the system to dimensionless form. Letting m_e be the mass scale and M_p/m_e^2 be the time scale the Einstein equations take the form

$$H^2 = \frac{\rho}{3}, \quad \dot{\rho} = -3H(\rho + P). \quad (3.121)$$

Since e^\pm are the only (effectively) massive particles in the system, by scaling all energies, momenta, energy densities, pressures, and temperatures by m_e we have removed all scale dependent parameters from the Einstein equations. The Boltzmann-Einstein equation becomes

$$\partial_t f - pH\partial_p f = \eta \frac{C[f]}{E}, \quad \eta \equiv M_p m_e^3 G_F^2, \quad (3.122)$$

where we have also factored out of $C[f]$ the G_F^2 term that is common to all of the neutrino interaction matrix elements.

Aside from the θ_W dependence of the matrix elements seen in Tables 8 and 9, the complete dependence on natural constants is now contained in a single dimensionless neutrino interaction strength parameter η with the vacuum present day value presented in Eq. (1.63)

$$\eta \rightarrow \eta_0 = 0.04421. \quad (3.123)$$

Impact of QED corrections to equation of state

At the time of neutrino freeze-out, the Universe is at a sufficiently high temperature for photons and e^\pm to be in chemical and kinetic equilibrium. The temperature is also sufficiently high for QED corrections to the photon and e^\pm equation of state to be non-negligible. Therefore, in our study here we use the results given in [150, 151] to include these in our computation by modifying the combined photon, e^\pm equation of state

$$P = P^0 + P^{\text{int}}, \quad \rho = -P + T \frac{dP}{dT}, \quad (3.124)$$

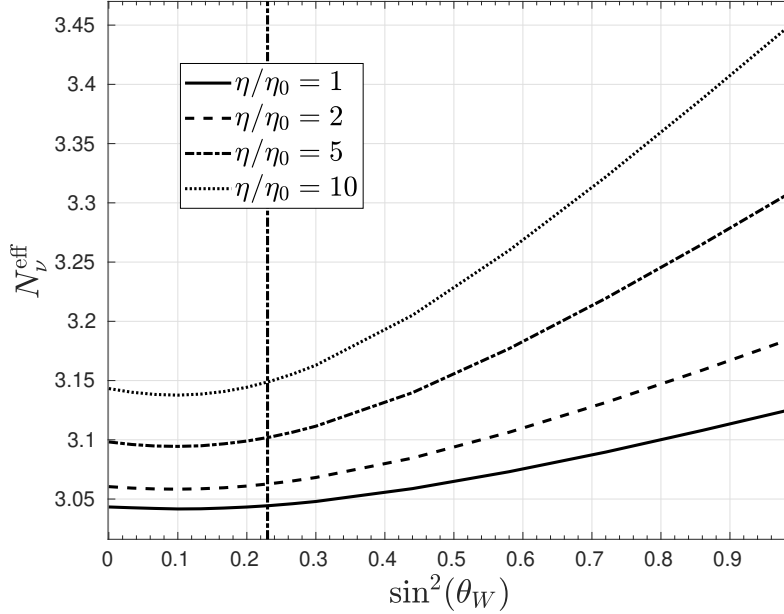


Fig. 33. Change in the effective number of neutrinos N_ν^{eff} as a function of the Weinberg angle for several values of $\eta/\eta_0 = 1, 2, 5, 10$. Vertical line is $\sin^2(\theta_W) = 0.23$. Adapted from Ref. [44]

where

$$P^{\text{int}} = -\frac{1}{2\pi^2} \int_0^\infty \left[\frac{k^2}{E_k} \frac{\delta m_e^2}{e^{E_k/T} + 1} + \frac{k}{2} \frac{\delta m_\gamma^2}{e^{k/T} - 1} \right] dk, \quad E_k = \sqrt{k^2 + m_e^2}, \quad (3.125)$$

$$\delta m_e^2 = \frac{2\pi\alpha^2}{3} + \frac{4\alpha}{\pi} \int_0^\infty \frac{k^2}{E_k} \frac{1}{e^{E_k/T} + 1} dk, \quad \delta m_\gamma^2 = \frac{8\alpha}{\pi} \int_0^\infty \frac{k^2}{E_k} \frac{1}{e^{E_k/T} + 1} dk, \quad (3.126)$$

and P^0 is the pressure of a non-interacting gas of photons and e^\pm in chemical equilibrium.

Freeze-out T and effective neutrino number dependence on PP-SM

We now present the dependence of the effective number of neutrinos, N_ν^{eff} , on the SM parameters $\sin^2(\theta_W)$ and η , as computed using the Boltzmann-Einstein equation method developed in Appendices B, C, and D. These results are shown in Fig. 33, presented as a function of Weinberg angle $\sin^2(\theta_W)$ for $\eta/\eta_0 = 1, 2, 5, 10$. The effects of an increase in both parameters above the vacuum values can generate a significant increase in $N_\nu^{\text{eff}} \rightarrow 3.5$.

We performed a least-squares fit of N_ν^{eff} over the range $0 \leq \sin^2(\theta_W) \leq 1$, $1 \leq \eta/\eta_0 \leq 10$ shown in figure 33, obtaining a result with relative error less than 0.2%,

$$N_\nu^{\text{eff}} = 3.003 - 0.095 \sin^2(\theta_W) + 0.222 \sin^4(\theta_W) - 0.164 \sin^6(\theta_W) + \sqrt{\frac{\eta}{\eta_0}} (0.043 + 0.011 \sin^2(\theta_W) + 0.103 \sin^4(\theta_W)). \quad (3.127)$$

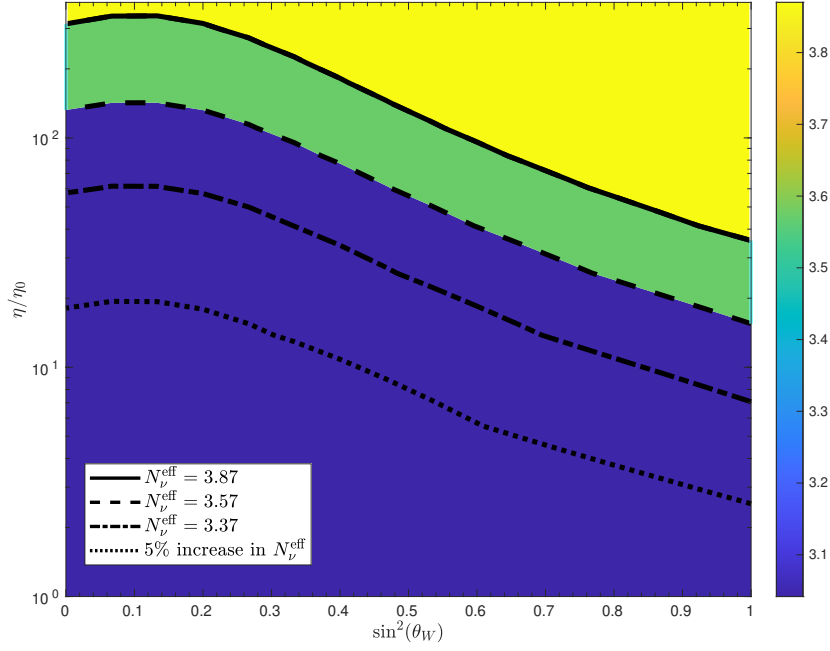


Fig. 34. N_ν^{eff} bounds in the $\eta/\eta_0, \sin^2(\theta_W)$ plane. Blue for $N_\nu^{\text{eff}} \in (3.03, 3.57)$ corresponding to Ref. [40] CMB+BAO analysis and green extends the region to $N_\nu^{\text{eff}} < 3.87$ i.e. to CMB+ H_0 . Dot-dashed line delimits the 1 standard-deviation lower boundary of the second analysis. Adapted from Ref. [44]

N_ν^{eff} is monotonically increasing in η/η_0 with dominant behavior scaling as $\sqrt{\eta/\eta_0}$. Monotonicity is to be expected, as increasing η decreases the freeze-out temperature and the longer neutrinos are able to remain coupled to e^\pm , the more energy and entropy from annihilation is transferred to neutrinos.

We complement this with fits to the photon to neutrino temperature ratios T_γ/T_{ν_e} , $T_\gamma/T_{\nu_\mu} = T_\gamma/T_{\nu_\tau}$, and the neutrino fugacities, $\Upsilon_{\nu_e}, \Upsilon_{\nu_\mu} = \Upsilon_{\nu_\tau}$, again with relative error less than 0.2%,

$$\begin{aligned}
 \frac{T_\gamma}{T_{\nu_\mu}} &= 1.401 + 0.015x - 0.040x^2 + 0.029x^3 - 0.0065y + 0.0040xy - 0.017x^2y, \\
 \Upsilon_{\nu_e} &= 1.001 + 0.011x - 0.024x^2 + 0.013x^3 - 0.005y - 0.016xy + 0.0006x^2y, \\
 \frac{T_\gamma}{T_{\nu_e}} &= 1.401 + 0.015x - 0.034x^2 + 0.021x^3 - 0.0066y - 0.015xy - 0.0045x^2y, \\
 \Upsilon_{\nu_\mu} &= 1.001 + 0.011x - 0.032x^2 + 0.023x^3 - 0.0052y + 0.0057xy - 0.014x^2y,
 \end{aligned} \tag{3.128}$$

where

$$x \equiv \sin^2(\theta_W), \quad y \equiv \sqrt{\frac{\eta}{\eta_0}}. \tag{3.129}$$

The bounds on N_ν^{eff} from the Planck analysis [40] can be used to constrain time or temperature variation of $\sin^2(\theta_W)$ and η . In Figure 34 the blue region shows the

combined range of variation of natural constants compatible with CMB+BAO and the green region shows the extension in the range of variation of natural constants for CMB+ H_0 , both at a 68% confidence level. The dot-dashed line within the blue region delimits this latter domain. The dotted line shows the limit of a 5% change in N_ν^{eff} . Any increase in η/η_0 and/or $\sin^2(\theta_W)$ moves the value of N_ν^{eff} into the domain favored by current experimental results.

We have omitted here a discussion of flavor neutrino oscillations. If it weren't for the differences between the matrix elements for the interactions between e^\pm and ν_e on one hand and e^\pm and ν_μ, ν_τ on the other, oscillations would have no effect on the flow of entropy into neutrinos and hence no effect on N_ν^{eff} , but these differences do lead to a modification of N_ν^{eff} . In [26] the impact of oscillations on neutrino freeze-out for the present day measured values of θ_W and η was investigated. It was found that while oscillations redistributed energy amongst the neutrino flavors, the impact on N_ν^{eff} was negligible. We have neglected oscillations in our study.

Primordial variation of natural constants

We end our study of neutrino freeze-out by exploring what neutrino decoupling in the early Universe can tell us about the values of natural constants when the Universe was about one second old and at an ambient temperature near to 1 MeV (11.6 billion degrees K). Our results were presented assuming that the Universe contains no other effectively massless particles but the three left handed neutrinos and three corresponding right handed anti-neutrinos.

In Fig. 33 we see that, near the present day value of the Weinberg angle $\sin^2(\theta_W) \simeq 0.23$, the effect of changing $\sin^2(\theta_W)$ on the decoupling of neutrinos is relatively small. The dominant variance is due to the change in the coupling strength η/η_0 , Eq. (3.122) and Eq. (3.123). The dotted line in Figure 34 shows that in order to achieve a change in N_ν^{eff} at the level of up to 5%, i.e., $N_\nu^{\text{eff}} \lesssim 3.2$, η/η_0 must change significantly, e.g., increasing by an order of magnitude.

It is not possible to exclude with certainty such a large scale in the primordial Universe as we will now argue considering the natural constants contributing to η and their required modification:

- In models of emergent gravity we can imagine a ‘melting’ of gravity in the hot primordial Universe, just like we see the vacuum structure and quark confinement melt. Conversely, and perhaps more attractive in light of the present day interest in the so-called Hubble tension, there could be present era weakening of gravity which would allow the Universe expansion to accelerate and more generally could also modify the dark energy input into Universe dynamics. Whether such a variable gravity model can be realized will be a topic for future consideration. Considering that $\eta \propto M_p \propto G_N^{-1/2}$ the value of η will change in the opposite to the strength of gravity: An order magnitude change in η at the time of neutrino decoupling translates into two orders of magnitude (inverse) change in the strength of gravity. One would not think this is a possible scenario mainly because neutrino decoupling occurs at a scale so much different from gravity. The question about temporal variation of gravity strength, along with temperature dependence cannot be as yet addressed in the absence of fundamental gravity theory.
- Compared to all other elementary particles the electron mass has an unusually low value. This could imply a more complicated mass origin of the electron when compared to other elementary particles which are drawing their mass by the minimal coupling from the Higgs field. We studied a strong field mechanism for electron mass melting recently [152]. Since $\eta \propto m_e^3$, electron mass would need to change at the time of decoupling of neutrinos by ‘only’ a factor 2.15 to create an order of magnitude impact on η . This seems not entirely impossible.

- A modification by ‘only’ a factor of 1.8 in the vacuum expectation value (VEV) of the Higgs field $v_0 \simeq 246$ GeV controlling the weak interaction coupling $G_F \propto 1/v^4$ would suffice to alter η by an order of magnitude. However, if we allow electron mass to be also Higgs controlled, three powers of v would cancel and a change in v by an order of magnitude near to $T \simeq m_e$ would be required. In either case, given our good understanding of the standard model of particle physics we do not believe that the VEV of the Higgs field could be impacted by the MeV-scale temperature prevailing at the time of neutrino decoupling.

To summarize: Gravity, even though it is an effective theory poorly understood at a fundamental level, is governed by the Planck mass scale which is many, many orders of magnitude above the scales we are exploring in the epoch of neutrino decoupling. Similarly, the Higgs VEV which controls G_F seems also immutable at the neutrino decoupling temperature, considering the relevant scale being different by a factor of about 500,000. On the other hand, electron mass m_e is ‘anomalously’ small, it is the only elementary scale below the temperature scale of neutrino decoupling, hence it is prone to be modifiable in primordial hot Universe. One can wonder if its small mass is due to an interplay between quantum effects, Higgs coupling and QED interaction. If so the mass would be modifiable at a temperature that is larger than the mass value which is the condition for neutrino decoupling. This therefore could be the cause of a substantial primordial increase in η , impacting the present day Universe expansion speed through the value of N_ν^{eff} .

One could further argue that any value of $\sin^2(\theta_W)$ is possible at time of neutrino decoupling, as there is no rationale for the vacuum observed symmetry breaking mixing value of $\sin^2(\theta_W)$. However, in the SU(5) model unifying quarks and leptons a natural value $\sin^2(\theta_W) = 1/4$ appears. Since this model has been discredited by baryon stability, we could still admit any temperature and/or time dependence of $\sin^2(\theta_W)$. Even so the appearance of a natural $\sin^2(\theta_W) = 1/4$ value in the framework of one model could imply that a more realistic model will lead to a similar value.

3.5 Lepton number and effective number of neutrinos

Invisible lepton number: relic neutrinos

As discussed in the preceding sections, neutrinos decoupled from the cosmic plasma in the early Universe at a temperature of $T = \mathcal{O}(2\text{MeV})$ and became free-streaming. However, after freeze-out neutrinos still continue to play a significant role in the evolution of the Universe and have an impact on cosmological observations involving BBN, CMB, and the matter spectrum for large scale structure. This is due to the sensitivity of the Hubble parameter to the total energy density in the Universe. Besides photons, neutrinos are the most abundant species and contribute significantly to the relativistic energy density throughout the early Universe, affecting the Hubble expansion rate significantly.

The contribution of energy density from the neutrino sector can be described by the effective number of neutrinos N_ν^{eff} , which captures the number of relativistic degrees of freedom for neutrinos as well as any reheating that occurred in the sector after freeze-out. The effective number of neutrinos is defined as

$$N_\nu^{\text{eff}} \equiv \frac{\rho_\nu^{\text{tot}}}{\frac{7\pi^2}{120} \left(\frac{4}{11}\right)^{4/3} T_\gamma^4}, \quad (3.130)$$

where ρ_ν^{tot} is the total energy density in neutrinos and T_γ is the photon temperature. N_ν^{eff} is defined such that three neutrino flavors with zero participation of neutrinos

in reheating during e^+e^- annihilation results in $N_\nu^{\text{eff}} = 3$. The factor of $(4/11)^{1/3}$ relates the photon temperature to the free-streaming neutrinos temperature, under the assumption of zero neutrino reheating after e^+e^- annihilation. The currently accepted theoretical value is $N_\nu^{\text{eff}} = 3.046$, after including the slight effect of neutrino reheating [26, 44]. The favored value of N_ν^{eff} can be found by fitting to CMB data. In 2013 the Planck collaboration found $N_\nu^{\text{eff}} = 3.36 \pm 0.34$ (CMB only) and $N_\nu^{\text{eff}} = 3.62 \pm 0.25$ (CMB and H_0) [40].

To explain the experimental value of N_ν^{eff} , many studies aim to improve the calculation of neutrino decoupling in the early Universe, including exploring the dependence of freeze-out on natural constants [44], the entropy transfer from e^+e^- annihilation and finite temperature correction [153, 150, 154], neutrino decoupling with flavor oscillations [151, 26], and investigating nonstandard neutrino interactions [155, 156, 157, 158, 159, 160, 159].

The standard cosmological model assumes that the lepton asymmetry $L \equiv [N_L - N_{\bar{L}}]/N_\gamma$ (normalized with the photon number) between leptons and anti-leptons is small, similar to the $\eta_\gamma = [N_B - N_{\bar{B}}]/N_\gamma$; most often it is assumed $L = B$. Barenboim, Kinney, and Park [161, 162] noted that the lepton asymmetry of the Universe is one of the most weakly constrained parameters in cosmology and they propose that models with leptogenesis are able to accommodate a large lepton number asymmetry surviving up to today. Moreover, the discrepancy between H_{CMB} and H_0 has increased [163, 164, 10]. The Hubble tension and the possibility that leptogenesis in the early Universe resulted in neutrino asymmetry motivate our study of the dependence of N_ν^{eff} on lepton asymmetry, L . In our work [165] we consider $L \simeq 1$ and explore how this large cosmological lepton yield relates to the effective number of (Dirac) neutrinos N_ν^{eff} .

Relation between the effective number of neutrinos and chemical potential

We consider how neutrinos decouple [27] at a temperature of $T_f \simeq 2$ MeV and are subsequently free-streaming. Assuming exact thermal equilibrium at the time of decoupling, the resulting free-streaming FDEV distribution was obtained in Sec. 3.3, Eq. (3.85)

$$f_\nu = \frac{1}{\exp\left(\sqrt{\frac{E^2 - m_\nu^2}{T_\nu^2}} + \frac{m_\nu}{T_f} - \sigma \frac{\mu_\nu}{T_f}\right) + 1}, \quad T_\nu \equiv \frac{a(t_f)}{a(t)} T_f, \quad (3.131)$$

where $\sigma = +1(-1)$ denotes particles (antiparticles) and the effective neutrino temperature T_ν is understood in terms of red-shifting the momentum in the comoving volume element of the Universe.

Since the freeze-out temperature $T_f \gg m_\nu$ and also neutrino temperature $T_\nu \gg m_\nu$ in the domain of our analysis, we can consider the massless limit in Eq. (3.131). Under this approximation, the total neutrino energy density can be written as

$$\rho_\nu^{\text{tot}} = \frac{g_\nu T_\nu^4}{2\pi^2} \left[\frac{7\pi^4}{60} + \frac{\pi^2}{2} \left(\frac{\mu_\nu}{T_f}\right)^2 + \frac{1}{4} \left(\frac{\mu_\nu}{T_f}\right)^4 \right]. \quad (3.132)$$

Substituting Eq. (3.132) into the definition of the effective number of neutrinos Eq. (3.130), we obtain

$$N_\nu^{\text{eff}} = 3 \left(\frac{11}{4}\right)^{\frac{4}{3}} \left(\frac{T_\nu}{T_\gamma}\right)^4 \left[1 + \frac{30}{7\pi^2} \left(\frac{\mu_\nu}{T_f}\right)^2 + \frac{15}{7\pi^4} \left(\frac{\mu_\nu}{T_f}\right)^4 \right]. \quad (3.133)$$

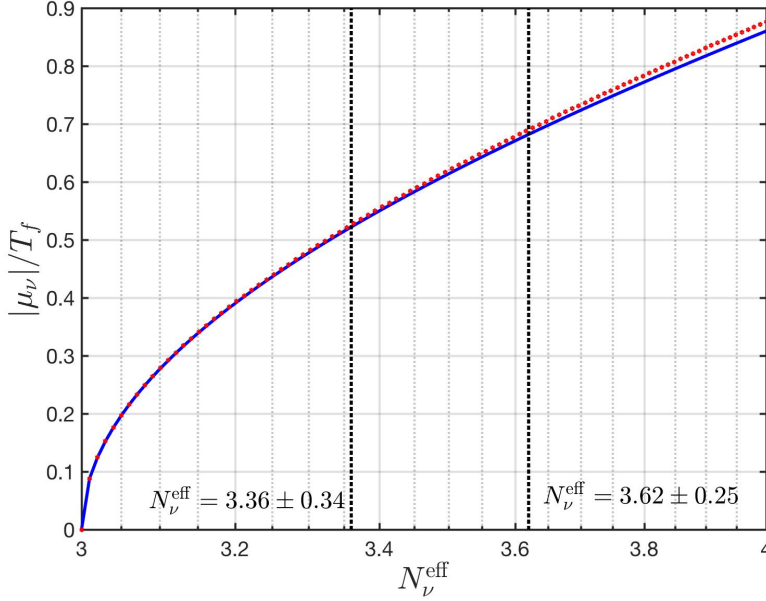


Fig. 35. The free-streaming neutrino chemical potential $|\mu_\nu|/T_f$ as a function of the effective number of neutrinos N_ν^{eff} . The solid (blue) line is the exact solution and the (red) dashed line is the approximate solution neglecting the $(\mu_\nu/T_f)^4$ term; the maximum difference in the domain shown is about 2%. Adapted from Ref. [29]

From Eq. (3.133) we have for the standard photon reheating ratio $T_\nu/T_\gamma = (4/11)^{1/3}$ [31] and degeneracy $g_\nu = 3$ (flavor), the relation between the effective number of neutrinos and the chemical potential at freeze-out

$$N_\nu^{\text{eff}} = 3 \left[1 + \frac{30}{7\pi^2} \left(\frac{\mu_\nu}{T_f} \right)^2 + \frac{15}{7\pi^4} \left(\frac{\mu_\nu}{T_f} \right)^4 \right]. \quad (3.134)$$

To solve the neutrino chemical potential μ_ν/T_f as a function of the effective number of neutrinos, we can neglect the $(\mu_\nu/T_f)^4$ term in Eq. (3.134) because $m_\nu \ll T_f$ and obtain

$$\frac{\mu_\nu}{T_f} = \pm \sqrt{\frac{7\pi^2}{30} \left(\frac{N_\nu^{\text{eff}}}{3} - 1 \right)}. \quad (3.135)$$

In Fig. 35 we plot the free-streaming neutrino chemical potential $|\mu_\nu|/T_f$ as a function of the effective number of neutrinos N_ν^{eff} . For comparison, the solid (blue) line is the exact solution of $|\mu_\nu|/T_f$ by solving Eq. (3.134) numerically, and the (red) dashed line is the approximate solution Eq. (3.135) by neglecting the $(\mu_\nu/T_f)^4$ in calculation. In the parameter range of interest, we show that the term $(\mu_\nu/T_f)^4$ only contributes $\approx 2\%$ to the calculation and henceforth we neglect it, and use the approximation Eq. (3.135).

The SM value of the effective number of neutrinos, $N_\nu^{\text{eff}} = 3$, is obtained under the assumption that the neutrino chemical potentials are not essential, *i.e.*, $\mu_\nu \ll T_f$. From Fig. 35, to interpret the literature values $N_\nu^{\text{eff}} = 3.36 \pm 0.34$ (CMB only) and

$N_\nu^{\text{eff}} = 3.62 \pm 0.25$ (CMB and H_0), we require $0.52 \leq \mu_\nu/T_f \leq 0.69$. These values suggest a possible neutrino-antineutrino asymmetry at freeze-out, *i.e.* a difference between the number densities of neutrinos and antineutrinos.

Dependence of effective number of neutrinos on lepton asymmetry

We now obtain the relation between neutrino chemical potential and the lepton-to-baryon ratio. Let us consider the neutrino freeze-out temperature $T_f \simeq 2.0$ MeV; here we treat neutrino freeze-out as occurring instantaneously and prior to e^+e^- annihilation (implying zero neutrino reheating). Comoving lepton (and baryon) number is conserved after the epoch of leptogenesis (baryogenesis, respectively) which precedes the epoch under consideration in this work ($T \lesssim 2$ MeV).

The lepton-density asymmetry ℓ at neutrino freeze-out can be written as

$$\ell_f \equiv (n_e - n_{\bar{e}})_f + \sum_{i=e,\mu,\tau} (n_{\nu_i} - n_{\bar{\nu}_i})_f, \quad (3.136)$$

where we use the subscript f to indicate that the quantities should be evaluated at the neutrino freeze-out temperature. As a first approximation, here we assume that all neutrinos freeze-out at the same temperature and their chemical potentials are the same; *i.e.*,

$$\mu_\nu = \mu_{\nu_e} = \mu_{\nu_\mu} = \mu_{\nu_\tau}. \quad (3.137)$$

Furthermore, neutrino oscillation implies that neutrino number is freely exchanged between flavors; *i.e.*, $\nu_e \rightleftharpoons \nu_\mu \rightleftharpoons \nu_\tau$, and we can assume that all neutrino flavors share the same population. Under these assumptions, the lepton-density asymmetry can be written as

$$\ell_f = (n_e - n_{\bar{e}})_f + (n_\nu - n_{\bar{\nu}})_f, \quad (3.138)$$

where the three flavors are accounted for by taking the degeneracy $g_\nu = 3$ in the last term. The difference in yield of neutrinos and antineutrinos can be written as

$$(n_\nu - n_{\bar{\nu}})_f = \frac{g_\nu}{6\pi^2} T_f^3 \left[\pi^2 \left(\frac{\mu_\nu}{T_f} \right) + \left(\frac{\mu_\nu}{T_f} \right)^3 \right]. \quad (3.139)$$

On the other hand, the baryon-density asymmetry b at neutrino freeze-out is given by

$$b_f \equiv (n_p - n_{\bar{p}})_f + (n_n - n_{\bar{n}})_f \approx (n_p + n_n)_f, \quad (3.140)$$

where $n_{\bar{n}}$ and $n_{\bar{p}}$ are negligible in the temperature range we consider here. Taking the ratio ℓ_f/b_f , using charge neutrality, and introducing the entropy density at freezeout we obtain

$$\left(\frac{\ell_f}{b_f} \right) \approx \left(\frac{n_p}{n_B} \right)_f + (n_\nu - n_{\bar{\nu}})_f \left(\frac{\sigma}{n_B} \right)_f \frac{1}{\sigma_f}, \quad n_B = (n_p + n_n), \quad (3.141)$$

where we introduce the notation n_B for the baryon number density. The proton concentration at neutrino freeze-out is given by

$$\left(\frac{n_p}{n_B} \right)_f = \frac{1}{1 + (n_n/n_p)_f} = \frac{1}{1 + \exp[-(Q + \mu_\nu)/T_f]}, \quad (3.142)$$

with $Q = m_n - m_p = 1.293 \text{ MeV}$. We neglect the electron chemical potential in the last step because the e^+e^- asymmetry is determined by the proton density, and at energies of order a few MeV, the proton density is small, *i.e.*, $\mu_e \ll T_f$.

However, as we will see, for our study of N_ν^{eff} we will be interested in the case of a large lepton-to-baryon ratio. From Eq. (3.142) it is apparent that this can only be achieved through the second term in Eq. (3.141), with the first term then being negligible, as it is smaller than 1. So we further approximate

$$\left(\frac{\ell_f}{b_f}\right) \approx (n_\nu - n_{\bar{\nu}})_f \left(\frac{\sigma}{n_B}\right)_f \frac{1}{\sigma_f}. \quad (3.143)$$

We retained the full expression Eq. (3.142) in our above discussion to show that the presence of a chemical potential $\mu_\nu \simeq 0.2Q$ could lead to small, perhaps noticeable, effects on pre-BBN proton and neutron abundance. We defer this unrelated discussion to a separate future work. Note that for large $|\mu_\nu|$, Eq. (3.143) implies that the signs of μ_ν and ℓ_f are the same. However, for very small μ_ν the sign of ℓ_f is determined by the interplay between (anti)electrons and (anti)neutrinos; *i.e.*, there is competition between the two terms in Eq. (3.138).

In general, the total entropy density at freeze-out can be written

$$\sigma_f = \frac{2\pi^2}{45} g_*^s(T_f) T_f^3, \quad (3.144)$$

where the g_*^s counts the degree of freedom for relativistic particles [31]. At $T_f \simeq 2 \text{ MeV}$, the relativistic species in the early Universe are photons, electron/positrons, and 3 neutrino species. We have

$$g_*^s = g_\gamma + \frac{7}{8} g_{e^\pm} + \frac{7}{8} g_{\nu\bar{\nu}} \left(\frac{T_\nu}{T_f}\right)^3 \left[1 + \frac{15}{7\pi^2} \left(\frac{\mu_\nu}{T_f}\right)^2\right] = 10.75 + \frac{45}{4\pi^2} \left(\frac{\mu_\nu}{T_f}\right)^2, \quad (3.145)$$

where the degrees of freedom are given by $g_\gamma = 2$, $g_{e^\pm} = 4$, and $g_{\nu\bar{\nu}} = 6$, and we have $T_\nu = T_\gamma = T_f$ at neutrino freeze-out.

Finally, since the entropy-per-baryon from neutrino freeze-out up to the present epoch is constant, we can obtain this value by considering the Universe's entropy content today [6]. For $T \ll 1 \text{ MeV}$, the entropy content today is carried by photons and neutrinos, yielding

$$\left(\frac{\sigma}{n_B}\right)_{t_0} = \frac{\sum_i \sigma_i}{n_B} = \frac{n_\gamma}{n_B} \left(\frac{\sigma_\gamma}{n_\gamma} + \frac{\sigma_\nu}{n_\gamma} + \frac{\sigma_{\bar{\nu}}}{n_\gamma}\right) \quad (3.146)$$

$$= \left(\frac{1}{\eta_\gamma}\right)_{t_0} \left[\frac{\sigma_\gamma}{n_\gamma} + \frac{4}{3T_\nu} \frac{\rho_\nu^{\text{tot}}}{n_\gamma} - \frac{\mu_\nu}{T_f} \left(\frac{n_\nu - n_{\bar{\nu}}}{n_\gamma}\right)\right]_{t_0}, \quad (3.147)$$

where t_0 denotes the present day values, and we have $\eta_\gamma \equiv n_B/n_\gamma = 0.614 \pm 0.002 \times 10^{-9}$ (CMB) [21]. The entropy per particle for a massless boson at zero chemical potential is $(s/n)_{\text{boson}} \approx 3.602$.

Substituting Eq. (3.139) and Eq. (3.144) into Eq. (3.143) yields the lepton-to-baryon ratio

$$\frac{L}{B} = \frac{45}{4\pi^4} \frac{\pi^2(\mu_\nu/T_f) + (\mu_\nu/T_f)^3}{10.75 + 45(\mu_\nu/T_f)^2/4\pi^2} \left(\frac{\sigma}{n_B}\right)_{t_0}, \quad (3.148)$$

in terms of μ_ν/T_f which is given by Eq.(3.135) and the present day entropy-per-baryon ratio. In Fig. 36 we show the ratio between the net baryon number and the

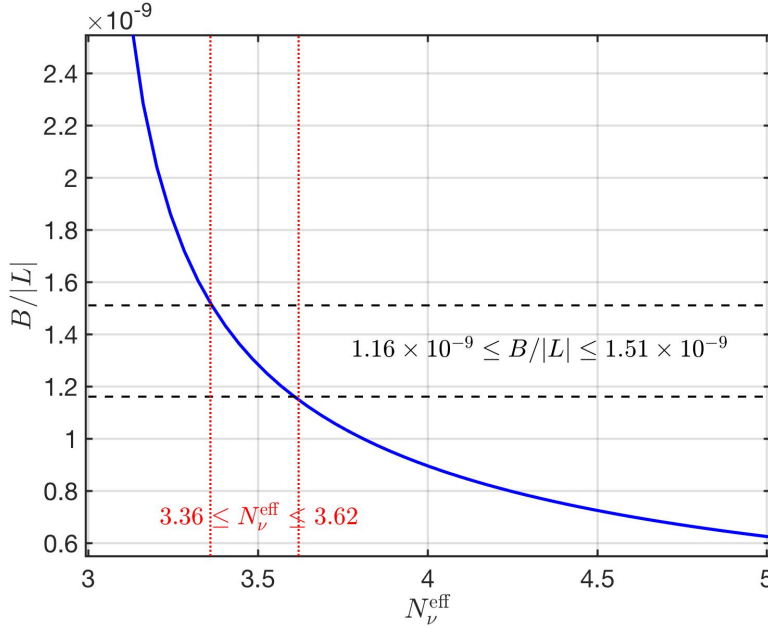


Fig. 36. The ratio $B/|L|$ between the net baryon number and the net lepton number as a function of N_ν^{eff} : The solid blue line shows $B/|L|$. The vertical (red) dotted lines represent the values $3.36 \leq N_\nu^{\text{eff}} \leq 3.62$, which correspond to $1.16 \times 10^{-9} \leq B/|L| \leq 1.51 \times 10^{-9}$ (horizontal dashed lines). *Adapted from Ref. [29]*

net lepton number as a function of the effective number of neutrino species N_ν^{eff} with the parameter $\eta_\gamma|_{t_0} = 0.614 \times 10^{-9}$ (CMB). We find that the values $N_\nu^{\text{eff}} = 3.36 \pm 0.34$ and $N_\nu^{\text{eff}} = 3.62 \pm 0.25$ require the ratio between baryon number and lepton number to be $1.16 \times 10^{-9} \leq B/|L| \leq 1.51 \times 10^{-9}$. These values are close to the baryon-to-photon ratio $0.57 \times 10^{-9} \leq \eta_\gamma \leq 0.67 \times 10^{-9}$.

A large cosmic neutrino lepton asymmetry can affect the neutron lifespan in cosmic plasma which is one of the important parameter controlling the BBN sourced light element abundances. In general the neutron lifespan depends on the temperature of the cosmic medium as we will discuss in Sec. 5.3. This is so since electrons and neutrinos in the background plasma can reduce the neutron decay rate by Fermi blocking. A large neutrino asymmetry chemical potential thus could have an observable impact on light element formation in BBN.

Extra background neutrinos from microscopic primordial processes

We are interested in improving the understanding of the abundance of neutrinos produced by secondary processes after neutrino freeze-out. We recall that neutrinos decouple at $T_f \simeq 2$ MeV and become free streaming after freeze-out. The presence of electron-positron plasma until $T = 20$ keV, see Sec. 5.2 allows the following weak reaction to occur

$$\gamma + \gamma \longrightarrow e^- + e^+ \longrightarrow \nu + \bar{\nu}, \quad (3.149)$$

adding neutrinos to the neutrino background inventory. This process continues until last positrons disappear from Universe inventory at the temperature $T \simeq 20$ keV. It

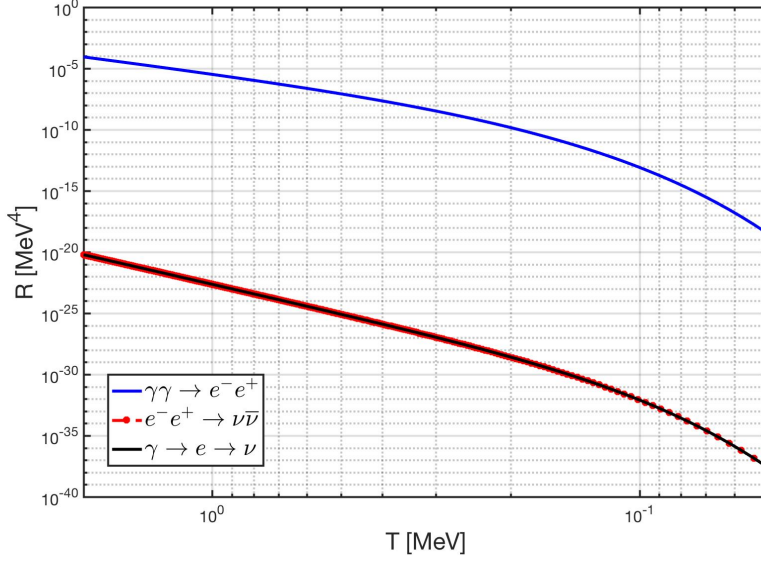


Fig. 37. The thermal reaction rates per volume for $\gamma\gamma \rightarrow e^-e^+$ top line (blue) and $e^-e^+ \rightarrow \nu\bar{\nu}$ bottom line (red) as a function of temperature $2\text{ MeV} > T > 0.05\text{ MeV}$. . Adapted from Ref. [29].

could modify the free streaming distribution and the effective number of neutrinos. We examine this electron-positron plasma source of extra neutrinos and develop methods for a future more detailed study.

Given the reaction rates per volume $R_{\gamma\gamma \rightarrow e\bar{e}}$ for the reaction $\gamma\gamma \rightarrow e\bar{e}$, and $R_{e\bar{e} \rightarrow \nu\bar{\nu}}$ for the reaction $e\bar{e} \rightarrow \nu\bar{\nu}$, the combined thermal reaction rate per volume for $\gamma\gamma \rightarrow e^-e^+ \rightarrow \nu\bar{\nu}$ is

$$R_{\gamma\gamma \rightarrow e\bar{e} \rightarrow \nu\bar{\nu}} = R_{\gamma\gamma \rightarrow e\bar{e}} \left(\frac{R_{e\bar{e} \rightarrow \nu\bar{\nu}}}{R_{\gamma\gamma \rightarrow e\bar{e}} + R_{e\bar{e} \rightarrow \nu\bar{\nu}}} \right) \approx R_{e\bar{e} \rightarrow \nu\bar{\nu}}. \quad (3.150)$$

In Fig. 37 we show the thermal reaction rate per volume for relevant reactions as a function of temperature $2\text{ MeV} > T > 0.05\text{ MeV}$. We see that the bottleneck for the process $\gamma\gamma \rightarrow e^-e^+ \rightarrow \nu\bar{\nu}$ is the $e\bar{e} \rightarrow \nu\bar{\nu}$, hence $R_{\gamma\gamma \rightarrow e\bar{e} \rightarrow \nu\bar{\nu}} = R_{e\bar{e} \rightarrow \nu\bar{\nu}}$ in the temperature regime we are interested in.

Given the thermal reaction rate, the dynamic equation describing the relic neutrino abundance after freeze-out is

$$\frac{dn_\nu}{dt} + 3Hn_\nu = R_{e\bar{e} \rightarrow \nu\bar{\nu}}(T_{\gamma, e^\pm}) - R_{\nu\bar{\nu} \rightarrow e\bar{e}}(T_\nu), \quad (3.151)$$

where n_ν is the number density of neutrinos and H is the Hubble parameter.

The parameter T_{γ, e^\pm} is the equilibrium temperature between photons and e^\pm which undergo annihilation, while T_ν describes the back-reaction which has as temperature the free-streaming neutrinos:

$$T_\nu = \frac{a(t_f)}{a(t)} T_f, \quad (3.152)$$

where T_f is the neutrino freeze-out temperature. After neutrinos have decoupled from the cosmic plasma, we have $T_\nu < T_{\gamma, e^\pm}$. This is because after freeze-out, the

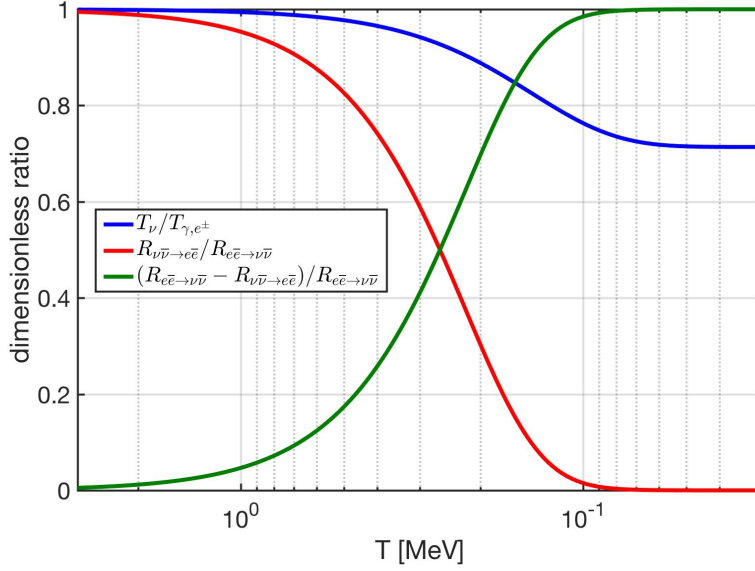


Fig. 38. The temperature ratio $T_\nu/T_{\gamma,e^\pm}$ (blue line), the rate ratio $R_{\nu\bar{\nu}\rightarrow e\bar{e}}/R_{e\bar{e}\rightarrow\nu\bar{\nu}}$ (red line) and $(R_{e\bar{e}\rightarrow\nu\bar{\nu}} - R_{\nu\bar{\nu}\rightarrow e\bar{e}})/R_{e\bar{e}\rightarrow\nu\bar{\nu}}$ (green line) as a function of temperature. It shows that the reaction $\nu\bar{\nu} \rightarrow e\bar{e}$ is small compare to the reaction $e\bar{e} \rightarrow \nu\bar{\nu}$ as temperature cooling down. Adapted from Ref. [29].

relic neutrino entropy is conserved independently and the entropy from e^+e^- annihilation flows solely into photons and reheats photon's temperature. If the considered process is significant than after neutrino freeze-out, extra entropy from electron-positron plasma can still flow into the free-streaming neutrino sector via the reaction $\gamma\gamma \rightarrow e^-e^+ \rightarrow \nu\bar{\nu}$. To describe this novel situation, kinetic theory for entropy production needs to be adapted, a topic we will address in the future. Here we neglect this extra entropy and explore the magnitude of the expected effect.

In Fig. 38 we show the temperature ratio $T_\nu/T_{\gamma,e^\pm}$, the rate ratio $R_{\nu\bar{\nu}\rightarrow e\bar{e}}/R_{e\bar{e}\rightarrow\nu\bar{\nu}}$ and $(R_{e\bar{e}\rightarrow\nu\bar{\nu}} - R_{\nu\bar{\nu}\rightarrow e\bar{e}})/R_{e\bar{e}\rightarrow\nu\bar{\nu}}$ as a function of temperature. We see that after neutrino freeze-out, the back reaction $\nu\bar{\nu} \rightarrow e\bar{e}$ becomes smaller compared to the reaction $e\bar{e} \rightarrow \nu\bar{\nu}$ as the neutrino temperature cools down. This is because as T_ν cools down, the density of relic neutrinos becomes so low and their energy becomes too small to interact. However, the relatively hot and massive electron-positron plasma can still annihilate into neutrino pairs.

The general solution of the dynamic Eq. (3.151) can be written as

$$n_\nu(T) = n_{\text{relic}}(T) + n_{\text{extra}}(T), \quad T = T_{\gamma,e^\pm}, \quad (3.153)$$

where n_{relic} represents the relic neutrino number density and n_{extra} is the extra number density from the e^\pm annihilation. The relic neutrino density is given by

$$n_{\text{relic}} = n_\nu^0 \exp\left(-3 \int_{t_i}^t dt' H(t')\right) = n_\nu^0 \exp\left(3 \int_{T_i}^T \frac{dT'}{T'} (1 + \mathcal{F})\right), \quad (3.154)$$

$$n_\nu^0 = g_\nu \frac{3\zeta(3)}{4\pi^2} T_i^3, \quad \mathcal{F} = \frac{T}{3g_s^*} \frac{dg_s^*}{dT}, \quad (3.155)$$

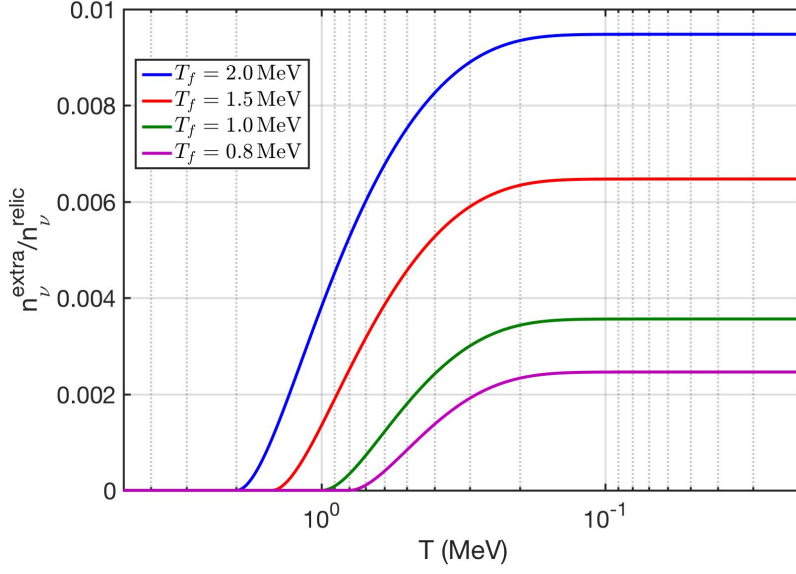


Fig. 39. the ratio between $n_{\text{extra}}/n_{\text{relic}}$ as a function of temperature with different neutrino freeze-out temperature T_f . Adapted from Ref. [29].

where T_i is the initial temperature and g_s^* is the entropy degrees of freedom. The extra neutrino density can be written as

$$n_{\text{extra}} = - \exp \left(3 \int_{T_i}^T \frac{dT'}{T'} (1 + \mathcal{F}) \right) \times \int_{T_i}^T \frac{dT'}{T'} \frac{R_{e\bar{e}}(T') - R_{\nu\bar{\nu}}(T'_\nu)}{H(T')} (1 + \mathcal{F}) \exp \left(-3 \int_{T_i}^{T'} \frac{dT''}{T''} (1 + \mathcal{F}) \right). \quad (3.156)$$

In Fig. 39 we show the ratio between $n_{\text{extra}}/n_{\text{relic}}$ as a function of temperature varying the neutrino freeze-out temperature T_f , with top line (blue) for $T_f = 2$ MeV and other lines for $T_f = 1.5$ MeV (red), $T_f = 1$ MeV (green), and $T_f = 0.8$ MeV (violet). The number of extra neutrinos depends strongly on the parameter T_f because the freeze-out temperature determines the timing of the entropy transfer between e^\pm and photon, which subsequently affects the evolution of temperature ratio between neutrinos and photons in the early Universe. The temperature ratio affects the rate ratio between $\nu\bar{\nu} \rightarrow e\bar{e}$ and $e\bar{e} \rightarrow \nu\bar{\nu}$, because once the neutrino is too cold and the back reaction $\nu\bar{\nu} \rightarrow e\bar{e}$ can not maintain the balance, the e^\pm annihilation starts to feed the extra neutrinos to the relic neutrino background. These result indicate that the higher realistic freeze-out temperature T_f leads to an added number of extra neutrinos, in our example up to 1%.

In addition to the annihilation of electron-positron pairs process, there are other sources that can contribute to the presence of extra neutrinos in the early Universe. These additional sources include particle physics phenomena and plasma effects: neutrinos from charged leptons μ^\pm, τ^\pm decay, neutrinos from the π^\pm decay, and neutrino radiation from massive in plasma photon decay via virtual e^+e^- pair, $\gamma_M \rightarrow e^+e^- \rightarrow nu\bar{\nu}$.

All of these potential sources of extra neutrinos can impact the distribution of freely streaming neutrinos and the effective number of neutrinos. Understanding these effects is crucial to comprehending how the neutrino component influences the expansion of the Universe, as well as the potential implications for large-scale structure formation and the spectrum of relic neutrinos.

3.6 Neutrinos today

We conclude our comprehensive exploration of neutrino freeze-out considering the distribution of free-streaming relic neutrinos in the present day, as seen from the reference frame of the moving Earth [166]. Such a study is prequel to the future experimental detection of the cosmic background neutrinos, a challenge of great interest [167, 168, 169, 170, 171, 172, 173, 174, 175, 176, 177, 178, 179]. With the recently proposed PTOLEMY experiment, which aims to detect relic electron-neutrino capture by tritium [180, 181], the characterization of the relic neutrino background is increasingly relevant. Using our characterization of the neutrino distribution after freeze-out and the subsequent free-streaming dynamics from Sec. 3.3 and [8], we lay groundwork for a characterization of the present day relic neutrino spectrum, which we explore from the perspective of an observer moving relative to the neutrino background, including the dependence on neutrino mass and effective number of neutrinos, N_ν^{eff} . Beyond consideration of the observable neutrino distributions, we evaluate the $\mathcal{O}(G_F^2)$ mechanical drag force acting on the moving observer. This section is adapted from the work in [166].

Neutrino distribution in a moving frame

The cosmic neutrino background (CνB) and the cosmic microwave background (CMB) were in equilibrium until decoupling (freeze-out) at $T_k \simeq \mathcal{O}(\text{MeV})$, hence one surmises that an observer would have the same relative velocity relative to the relic neutrino background as with CMB. As a particular example in considering the spectrum, we present in more detail the case of an observer comoving with Earth velocity $v_\oplus = 300 \text{ km/s}$ relative to the CMB, modulated by orbital velocity ($\pm 29.8 \text{ km/s}$). We will write velocities in units of c , though our specific results will be presented in km/s.

In the cosmological setting, for $T < T_k$ the neutrino spectrum evolves according to the well known Fermi-Dirac-Einstein-Vlasov (FDEV) free-streaming distribution [170, 25, 140, 8]. By casting it in a relativistically invariant form we can then make a transformation to the rest frame of an observer moving with relative velocity v_{rel} and obtain

$$f(p^\mu) = \frac{1}{\gamma^{-1} e^{\sqrt{(p^\mu U_\mu)^2 - m_\nu^2}/T_\nu} + 1}. \quad (3.157)$$

The 4-vector characterizing the rest frame of the neutrino FDEV distribution is

$$U^\mu = (\gamma, 0, 0, v_{\text{rel}}\gamma), \quad \gamma = 1/\sqrt{1 - v_{\text{rel}}^2}, \quad (3.158)$$

where we have chosen coordinates so that the relative motion is in the z -direction.

The neutrino effective temperature $T_\nu(t) = T_k(a(t_k)/a(t))$ is the scale-shifted freeze-out temperature T_k . Here $a(t)$ is the cosmological scale factor where $\dot{a}(t)/a(t) \equiv H$ is the observable Hubble parameter. \mathcal{Y} is the fugacity factor, here describing the underpopulation of neutrino phase space that was frozen into the neutrino FDEV distribution in the process of decoupling from the e^\pm, γ -QED background plasma.

There are several available bounds on neutrino masses. Neutrino energy and pressure components are important before photon freeze-out and thus m_ν impacts Universe dynamics. The analysis of CMB data alone leads to $\sum_i m_\nu^i < 0.66\text{eV}$ ($i = e, \mu, \tau$) and including Baryon Acoustic Oscillation (BAO) gives $\sum m_\nu < 0.23\text{eV}$ [40]. PLANCK CMB with lensing observations [182] lead to $\sum m_\nu = 0.32 \pm 0.081\text{eV}$. Upper bounds have been placed on the electron neutrino mass in direct laboratory measurements $m_{\bar{\nu}_e} < 2.05\text{eV}$ [183]. In the subsequent analysis we will focus on the neutrino mass range 0.05eV to 2eV in order to show that direct measurement sensitivity allows the exploration of a wide mass range.

The relations in Eq. (3.96)-Eq. (3.98), see also [8], determine T_ν/T_γ and Υ in terms of the measured value of N_ν^{eff} under the assumption of a strictly SM-particle inventory. In the following we treat N_ν^{eff} as a variable model parameter and use the above mentioned relations to characterize our results in terms of N_ν^{eff} .

Velocity, energy, and wavelength distributions

Using Eq. (3.157), the normalized FDEV velocity distribution for an observer in relative motion has the form

$$f_v = \frac{g_\nu}{n_\nu 4\pi^2} \int_0^\pi \frac{p^2 dp/dv \sin(\phi) d\phi}{\Upsilon^{-1} e^{\sqrt{(E-v_{\text{rel}}p \cos(\phi))^2 \gamma^2 - m_\nu^2}/T_\nu} + 1},$$

$$p(v) = \frac{m_\nu v}{\sqrt{1-v^2}}, \quad \frac{dp}{dv} = \frac{m_\nu}{(1-v^2)^{3/2}}. \quad (3.159)$$

The normalization n_ν depends on N_ν^{eff} but not on m_ν since decoupling occurred at $T_k \gg m_\nu$. For each neutrino flavor (all flavors are equilibrated by oscillations) we have, per neutrino or antineutrino and at nonrelativistic relative velocity,

$$n_\nu = [-0.3517(\delta N_\nu^{\text{eff}})^2 + 6.717\delta N_\nu^{\text{eff}} + 56.06] \text{cm}^{-3} \quad (3.160)$$

($\delta N_\nu^{\text{eff}} \equiv N_\nu^{\text{eff}} - 3$), compare to Eq.(55) in Ref. [8].

We show f_v in Figure 40 for several values of the neutrino mass, $v_{\text{rel}} = 300\text{ km/s}$, and $N_\nu^{\text{eff}} = 3.046$ (solid lines) and $N_\nu^{\text{eff}} = 3.62$ (dashed lines). As expected, the lighter the neutrino, the more f_v is weighted towards higher velocities with the velocity becoming visibly peaked about v_{rel} for $m_\nu = 2\text{ eV}$.

A similar procedure produces the normalized FDEV energy distribution f_E . In Eq. (3.159) we replace $dp/dv \rightarrow dp/dE$ where it is understood that

$$p(E) = \sqrt{E^2 - m_\nu^2}, \quad \frac{dp}{dE} = \frac{E}{p}. \quad (3.161)$$

We show f_E in Figure 41 for several values of the neutrino mass, $v_{\text{rel}} = 300\text{ km/s}$, and $N_\nu^{\text{eff}} = 3.046$ (solid lines) and $N_\nu^{\text{eff}} = 3.62$ (dashed lines). The width of the FDEV energy distribution is on the micro-eV scale and the kinetic energy $T = E - m_\nu$ is peaked about $T = \frac{1}{2}m_\nu v_{\text{rel}}^2$, implying that the relative velocity between the Earth and the CMB is the dominant factor for $m_\nu > 0.1\text{ eV}$.

By multiplying f_E by the neutrino velocity and number density for a single neutrino flavor (without anti-neutrinos) we obtain the particle flux density,

$$\frac{dJ}{dE} \equiv \frac{dn}{dA dt dE}, \quad (3.162)$$

shown in Figure 42. We show the result for $N_\nu^{\text{eff}} = 3.046$ (solid lines) and $N_\nu^{\text{eff}} = 3.62$ (dashed lines). The flux is normalized in these cases to a local density 56.36 cm^{-3} and 60.10 cm^{-3} , respectively.

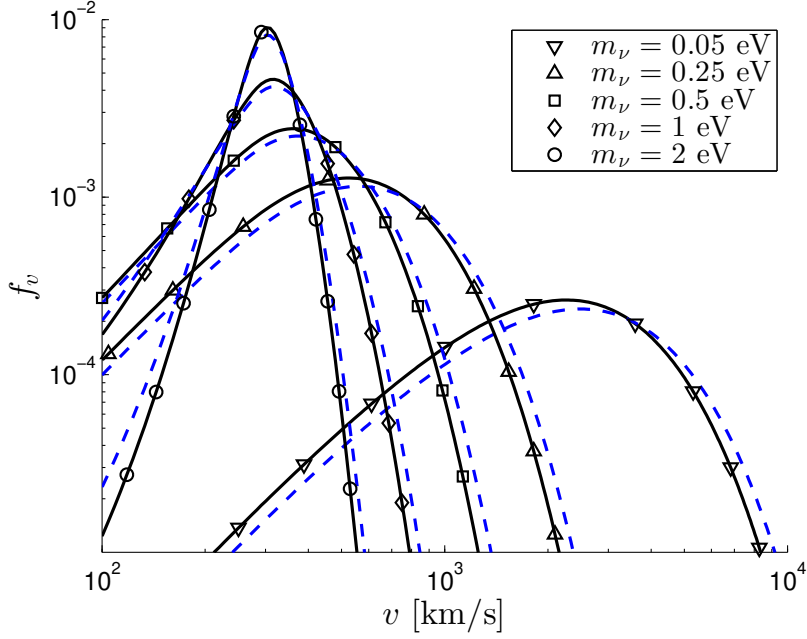


Fig. 40. Normalized neutrino FDEV velocity distribution in the Earth frame. We show the distribution for $N_\nu^{\text{eff}} = 3.046$ (solid lines) and $N_\nu^{\text{eff}} = 3.62$ (dashed lines). *Published in Ref. [166] under the CC BY 4.0 license*

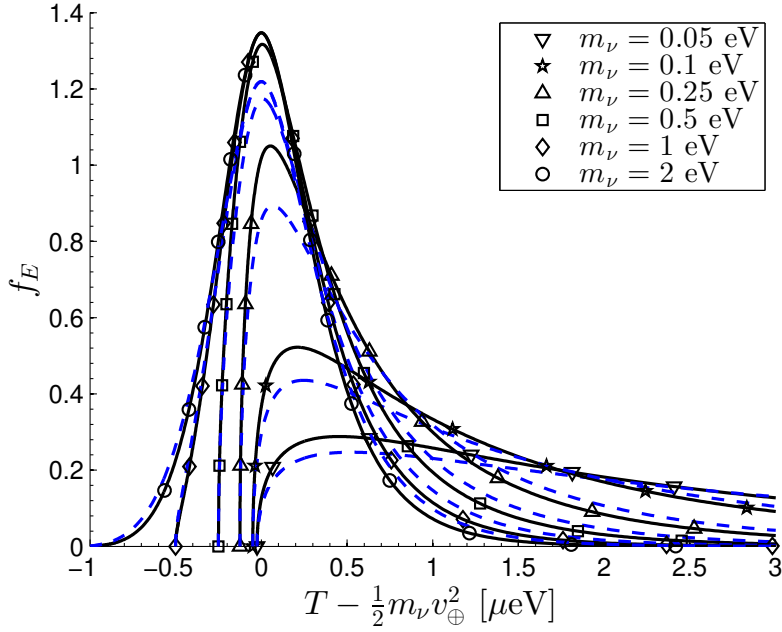


Fig. 41. Neutrino FDEV energy distribution in the Earth frame. We show the distribution for $N_\nu = 3.046$ (solid lines) and $N_\nu = 3.62$ (dashed lines). *Published in Ref. [166] under the CC BY 4.0 license*

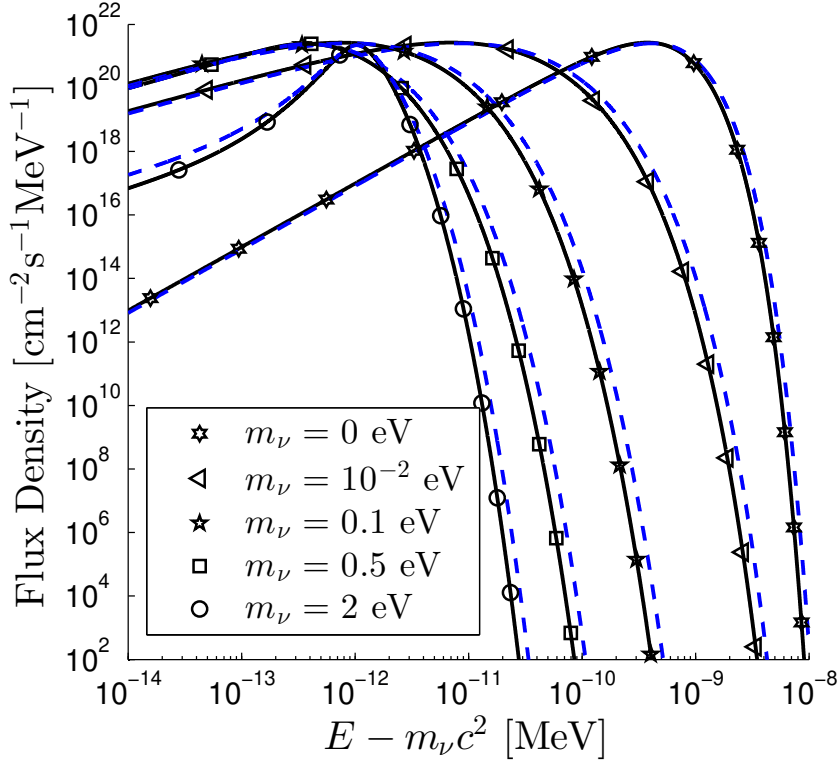


Fig. 42. Neutrino flux density in the Earth frame. We show the result for $N_\nu^{\text{eff}} = 3.046$ (solid lines) and $N_\nu^{\text{eff}} = 3.62$ (dashed lines) for an observer moving with $v_\oplus = 300$ km/s. Published in Ref. [166] under the *CC BY 4.0* license

The precise neutrino flux in the Earth frame is significant for efforts to detect relic neutrinos, such as the PTOLEMY experiment [180]. The energy dependence of the flux shows a large sensitivity to the mass. However, the maximal fluxes do not vary significantly with m . In fact the maximum values are independent of m when $v_{\text{rel}} = 0$, as follows from the fact that $v = p/E = dE/dp$. In the Earth frame, where $0 < v_\oplus \ll c$, this translates into only a small variation in the maximal flux.

Using $\lambda = 2\pi/p$, we find the normalized FDEV de Broglie wavelength distribution

$$f_\lambda = \frac{2\pi g_\nu}{n_\nu \lambda^4} \int_0^\pi \frac{\sin(\phi) d\phi}{\Gamma^{-1} e^{\sqrt{(E - v_{\text{rel}} p \cos(\phi))^2 \gamma^2 - m_\nu^2} / T_\nu} + 1}, \quad (3.163)$$

shown in Figure 43 for $v_{\text{rel}} = 300$ km/s and for several values m_ν , comparing $N_\nu^{\text{eff}} = 3.046$ with $N_\nu^{\text{eff}} = 3.62$.

Drag force

Given the neutrino distribution, we evaluate the drag force due to the anisotropy of the neutrino distribution in the rest frame of the moving object for $N_\nu^{\text{eff}} = 3.046$. The relic neutrinos will undergo potential scattering with the scale of the potential strength being

$$V_0 = CG_F \rho_{N_c}, \quad \rho_N \equiv N_c / R^3 \quad (3.164)$$

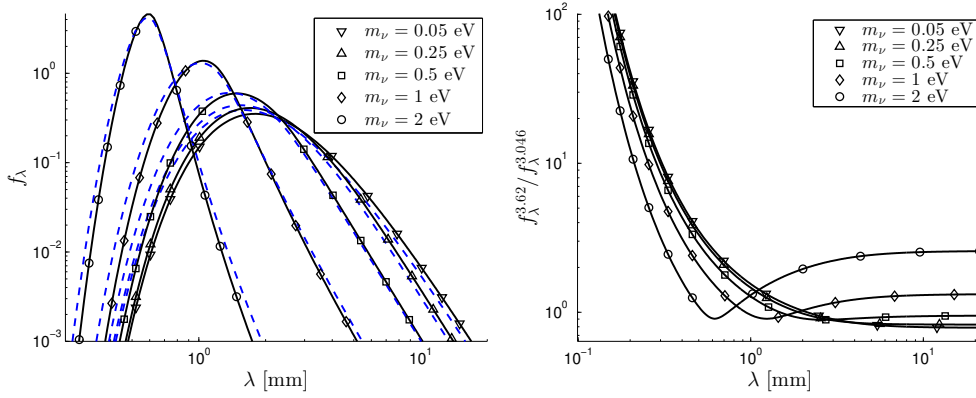


Fig. 43. Neutrino FDEV de Broglie wavelength distribution in the Earth frame. We show in left panel the distribution for $N_\nu^{\text{eff}} = 3.046$ (solid lines) and $N_\nu^{\text{eff}} = 3.62$ (dashed lines) and in right panel their ratio. *Published in Ref. [166] under the CC BY 4.0 license.*

where R is the linear size of the detector.

When the detector size is smaller than the quantum de Broglie wavelength of the neutrino, all scattering centers are added coherently to for the target effective ‘charge’ N_c . ρ_{N_c} is the charge density, and $C=O(1)$ and is depending on material composition of the object. Such considerations are of interest both for scattering from terrestrial detectors, as well as for ultra-dense objects of neutron star matter density, e.g. strangelet CUDOS [184] - recall that such nuclear matter fragments with $R < \lambda$ despite their small size would have a mass rivaling that of large meteors. We find $V_0 \simeq 10^{-13}$ eV for normal matter densities, but for nuclear target density a potential well with $V_0 \simeq O(10\text{eV})$.

We consider relic neutrino potential scattering to obtain the average momentum transfer to the target and hence the drag force. The particle flux per unit volume in momentum space is

$$\frac{dn}{dt dA d^3\mathbf{p}}(\mathbf{p}) = \frac{2}{(2\pi)^3} f(\mathbf{p}) p / m_\nu, \quad p \equiv |\mathbf{p}|, \quad (3.165)$$

where the factor of two comes from combining neutrinos and anti-neutrinos of a given flavor.

Our use of nonrelativistic velocity is justified by Fig. 40. The recoil change in detector momentum per unit time is

$$\frac{d\mathbf{p}}{dt} = \int \mathbf{q}A \frac{dn}{dt dA d^3p}(\mathbf{p}) d^3p, \quad (3.166)$$

$$\mathbf{q}A \equiv \int (\mathbf{p} - \mathbf{p}_f) \frac{d\sigma}{d\Omega}(\mathbf{p}_f, \mathbf{p}) d\Omega. \quad (3.167)$$

Here \mathbf{p} and \mathbf{p}_f , the incoming and outgoing momenta respectively, have the same magnitude. qA is the momentum transfer times area, averaged over outgoing momenta, and $d\Omega$ is the solid angle for to \mathbf{p}_f .

For a spherically symmetric potential, the differential cross-section depends only on the incoming energy and the angle ϕ between \mathbf{p} and \mathbf{p}_f . Therefore, for each \mathbf{p} the integral over $d\Omega$ of the components orthogonal to \mathbf{p} is zero by symmetry. This implies

$$\mathbf{q}A \equiv 2\pi\mathbf{p} \int (1 - \cos(\phi)) \frac{d\sigma}{d\Omega}(p, \phi) \sin(\phi) d\phi. \quad (3.168)$$

The only angular dependence in the neutrino distribution is in $\mathbf{p} \cdot \hat{\mathbf{z}}$ and therefore the components of the force orthogonal to $\hat{\mathbf{z}}$ integrate to zero, giving

$$\frac{d\mathbf{p}}{dt} = \frac{\hat{\mathbf{z}}}{\pi m_\nu} \int p^4 g(p) f(p, \tilde{\phi}) \cos(\tilde{\phi}) \sin(\tilde{\phi}) dp d\tilde{\phi}, \quad (3.169)$$

$$g(p) \equiv \int_0^\pi (1 - \cos(\phi)) \frac{d\sigma}{d\Omega}(p, \phi) \sin(\phi) d\phi. \quad (3.170)$$

For the case of normal density matter, the Born approximation is valid due to the weakness of the potential compared to the neutrino energy seen in Figure 41. To obtain an order of magnitude estimate, we take a Gaussian potential

$$V(r) = V_0 e^{-r^2/R^2}, \quad (3.171)$$

for which the differential cross-section in the Born approximation can be analytically evaluated

$$\begin{aligned} \frac{d\sigma}{d\Omega}(p, \phi) &= \frac{\pi m_\nu^2 V_0^2 R^6}{4} e^{-q^2 R^2/2}, \\ q &= |\mathbf{p} - \mathbf{p}_f| = 2p \sin(\phi/2). \end{aligned} \quad (3.172)$$

The integral over ϕ in Eq. (3.170) can also be done analytically, giving

$$g(p) = \pi m_\nu^2 V_0^2 R^6 \frac{1 - (2R^2 p^2 + 1)e^{-2R^2 p^2}}{4R^4 p^4}. \quad (3.173)$$

In the long and short wavelength limit we have

$$g(p) \simeq \frac{\pi}{2} m_\nu^2 V_0^2 R^6, \quad pR \ll 1, \quad (3.174)$$

$$\begin{aligned} F_L &\simeq \frac{m_\nu V_0^2 R^6}{2} \int p^4 f(p, \tilde{\phi}) \cos(\tilde{\phi}) \sin(\tilde{\phi}) dp d\tilde{\phi}, \\ g(p) &\simeq \frac{\pi m_\nu^2 V_0^2 R^2}{4p^4}, \quad pR \gg 1, \\ F_S &\simeq \frac{m_\nu V_0^2 R^2}{4} \int f(p, \tilde{\phi}) \cos(\tilde{\phi}) \sin(\tilde{\phi}) dp d\tilde{\phi}. \end{aligned} \quad (3.175)$$

We also note that in the short wavelength limit, our coherent scattering treatment is only applicable to properly prepared structured targets [178].

Inserting Eq. (3.164) we see that this force is $O(G_F^2)$, see also [169, 171, 176], as compared to the $O(G_F)$ effects debated in [185, 122, 186, 168, 170, 171, 173]. In long wavelength limit the size R cancels, in favor of N_c^2 which explicitly shows that scattering is on the square of the charges of the target.

This results in an enhancement of the force by a factor of N_c over the incoherent scattering case, due to V_0^2 scaling with N_c^2 . This effect exactly parallels the proposed detection of supernovae MeV energy scale neutrinos by means of collisions with the entire atomic nucleus [187].

Fits to the integrals in the above force formulas Eq. (3.174) and Eq. (3.175) can be obtained in the region $0.005\text{eV} \leq m_\nu \leq 0.25\text{eV}$, $v_{\text{rel}} \leq 300\text{km/s}$, yielding

$$F_L = 8 \cdot 10^{-34} \text{N} \left(\frac{m_\nu}{0.1\text{eV}} \right)^2 \left(\frac{V_0}{1\text{peV}} \right)^2 \left(\frac{R}{1\text{mm}} \right)^6 \frac{v_{\text{rel}}}{v_\oplus}, \quad (3.176)$$

$$F_S = 2 \cdot 10^{-35} \text{N} \left(\frac{m_\nu}{0.1\text{eV}} \right)^2 \left(\frac{V_0}{1\text{peV}} \right)^2 \left(\frac{R}{1\text{mm}} \right)^2 \times \frac{v_{\text{rel}}}{v_\oplus} \left(1 - 0.2 \frac{m_\nu}{0.1\text{eV}} \frac{v_{\text{rel}}}{v_\oplus} \right). \quad (3.177)$$

We emphasize that they are not valid in the limit as $m_\nu \rightarrow 0$. Considering that the current frontier of precision force measurements at the level of individual ions is on the order of 10^{-24}N [188], the $\mathcal{O}(G_F^2)$ force on a coherent mm-sized terrestrial detector is negligible, despite the factor of N_c enhancement.

We now consider scattering from nuclear matter density $\rho_N \simeq 3 \cdot 10^8 \text{kg/mm}^3$ objects where $V_0 = \mathcal{O}(10\text{eV})$ is effectively infinite compared to the neutrino energy unless the object velocity relative to the neutrino background is ultra-relativistic. Therefore we are in the hard ‘ball’ scattering limit. As with the analysis for normal matter density, we will investigate both the long and short wavelength limits.

In the long wavelength limit, only the S-wave contributes to hard sphere scattering and $d\sigma/d\Omega = R^2$, independent of angle. Using Eq. (3.169) and a similar fit to Eq. (3.176) gives

$$F_L = \frac{2\pi^2 R^2}{\pi m_\nu} \int p^4 f(p, \tilde{\phi}) \cos(\tilde{\phi}) \sin(\tilde{\phi}) dp d\tilde{\phi} \simeq 2 \cdot 10^{-22} \text{N} \left(\frac{R}{1\text{mm}} \right)^2 \frac{v_{\text{rel}}}{v_\oplus}. \quad (3.178)$$

In particular the force is independent of m_ν . We also note that at high velocity, Eq. (3.178) underestimates the drag force. The resulting acceleration is

$$a = 4 \cdot 10^{-31} \frac{m}{s^2} \frac{v_{\text{rel}}}{v_\oplus} \left(\frac{R}{1\text{mm}} \right)^{-1} \left(\frac{\rho}{\rho_N} \right)^{-1}. \quad (3.179)$$

The Newtonian drag time constant, v_{rel}/a , is

$$\tau = 2 \cdot 10^{28} \text{yr} \frac{R}{1\text{mm}} \frac{\rho}{\rho_N}, \quad (3.180)$$

which suggests that the compact object produced early on in stellar evolution remain largely unaltered.

The last case to consider is the short wavelength hard sphere scattering limit. This limit is classical and so we no longer treat it as quantum mechanical potential scattering, but rather as elastic scattering of point particle neutrinos from a hard sphere of radius R .

For a single scattering event where the component of the momentum normal to the sphere is $\mathbf{p}^\perp = (\mathbf{p} \cdot \hat{\mathbf{r}})\hat{\mathbf{r}}$, the change in particle momentum is $\Delta\mathbf{p} = -2\mathbf{p}^\perp$. The particle flux per unit volume in momentum space at a point \mathbf{r} on a radius R sphere S_R^2 and inward pointing momentum \mathbf{p} (i.e. $\mathbf{p} \cdot \hat{\mathbf{r}} < 0$) is

$$\frac{dn}{dt dA d^3\mathbf{p}}(\mathbf{x}, \mathbf{p}) = \frac{2}{(2\pi)^3} f(\mathbf{p}) |\mathbf{v} \cdot \hat{\mathbf{r}}|, \quad (3.181)$$

where the factor of two comes from combining neutrinos and anti-neutrinos of a given flavor.

Note that for point particles the flux is proportional to the normal component of the velocity, as opposed to wave scattering where it is proportional to the magnitude of the velocity, seen in Eq. (3.165).

Using Eq. (3.181), the recoil change in momentum per unit time is

$$\frac{d\mathbf{p}}{dt} = -\frac{2}{(2\pi)^3} \int_{\mathbf{p}\cdot\hat{\mathbf{r}}<0} \Delta\mathbf{p}f(\mathbf{p}) \frac{1}{m_\nu} |\mathbf{p}\cdot\hat{\mathbf{r}}| d^3\mathbf{p} R^2 d\Omega. \quad (3.182)$$

The only angular dependence in f is through $\mathbf{p}\cdot\hat{\mathbf{z}}$ so by symmetry, the $\hat{\mathbf{x}}$ and $\hat{\mathbf{y}}$ components integrate to 0. Therefore we have

$$\frac{d\mathbf{p}}{dt} = -\frac{R^2\hat{\mathbf{z}}}{2\pi^3 m_\nu} \int_{\mathbf{p}\cdot\hat{\mathbf{r}}<0} f(\mathbf{p})(\mathbf{p}\cdot\hat{\mathbf{r}})^2 \hat{\mathbf{r}}\cdot\hat{\mathbf{z}} d^3\mathbf{p} d\Omega. \quad (3.183)$$

We perform this integration in spherical coordinates for \mathbf{r} and in the spherical coordinate vector field basis for $\mathbf{p} = p_r\hat{\mathbf{r}} + p_\theta\hat{\mathbf{r}}_\theta + p_\phi\hat{\mathbf{r}}_\phi$, $p_r < 0$, where we recall

$$\begin{aligned} \hat{\mathbf{r}} &= \cos\theta \sin\phi \hat{\mathbf{x}} + \sin\theta \sin\phi \hat{\mathbf{y}} + \cos\phi \hat{\mathbf{z}}, \\ \hat{\mathbf{r}}_\theta &= -\sin\theta \hat{\mathbf{x}} + \cos\theta \hat{\mathbf{y}}, \\ \hat{\mathbf{r}}_\phi &= \cos\theta \cos\phi \hat{\mathbf{x}} + \sin\theta \cos\phi \hat{\mathbf{y}} - \sin\phi \hat{\mathbf{z}}. \end{aligned} \quad (3.184)$$

Therefore the force per unit surface area is

$$\begin{aligned} \frac{1}{A} \frac{d\mathbf{p}}{dt} &= -\frac{1}{4\pi^3 m_\nu} \int_0^\pi \int_{p_r<0} f(\mathbf{p}) p_r^2 d^3\mathbf{p} \cos\phi \sin\phi d\phi \hat{\mathbf{z}}, \\ f(p) &= \frac{1}{\gamma^{-1} e^{\sqrt{(E-V_\oplus\mathbf{p}\cdot\hat{\mathbf{z}})^2\gamma^2 - m_\nu^2}/T_\nu} + 1}, \\ \mathbf{p}\cdot\hat{\mathbf{z}} &= p_r \cos\phi - p_\phi \sin\phi. \end{aligned} \quad (3.185)$$

We obtain an approximation over the range $v_{\text{rel}} \leq v_\oplus$; $0.05\text{eV} \leq m_\nu \leq 0.25\text{eV}$ given by

$$F_S = 4 \cdot 10^{-23} \text{N} \left(\frac{R}{1\text{mm}} \right)^2 \frac{v_{\text{rel}}}{v_\oplus}. \quad (3.186)$$

This is a result similar to the long wavelength hard sphere limit Eq. (3.178), but the fact that it is only applicable to objects larger than the neutrino wavelength means that the acceleration it generates is negligible on the timescale of the Universe.

Prospects for detecting relic neutrinos

In this section we characterized the relic cosmic neutrinos and their velocity, energy, and de Broglie wavelength distributions in a frame of reference moving relative to the neutrino background. We have shown explicitly the mass m_ν dependence and the dependence on neutrino reheating expressed by N_ν^{eff} , choosing a range within the experimental constraints. This is a necessary input for the measurement of N_ν^{eff} and neutrino mass by future detection efforts.

Finally, we have discussed in detail the $O(G_F^2)$ mechanical drag force originating in the dipole anisotropy induced by motion relative to the neutrino background. Despite enhancement with the total target charge found within the massive neutrino

wavelength, the magnitude of the force is found to be well below the reach of current precision force measurements.

Our results are derived under the assumption that N_ν^{eff} is due entirely to SM neutrinos, with no contribution from new particle species. In principle future relic neutrino detectors, such as PTOLEMY [180, 181], will be able to distinguish between these alternatives since the effect of N_ν^{eff} as presented here is to increase neutrino flux [8], see Eq. (3.160). However, to this end one must gain precise control over the enhancement of neutrino galactic relic density due to gravitational effects [189] as well as the annual modulation [190].

4 Plasma physics methods: Electromagnetic fields, BBN

4.1 Plasma response to electromagnetic fields

The interaction of electromagnetic fields within relativistic plasma is of interest in wide are of cosmology, astrophysics, and laboratory environments involving intense laser interactions with matter, and relativistic heavy-ion collisions forming the new phase of matter, quark-gluon plasma, in relativistic heavy-ion collisions, which discovery allows to probe in the laboratory some aspects of the primordial Universe as we have discussed before, see Sec. 2.4. Several methods have been introduced to study the linear response of a collisionless ultrarelativistic QGP following the seminal work by [191] by using semiclassical transport theory based on the Boltzmann equation [192, 193, 194, 195, 196]. However, applications of this formalism are restricted to dilute plasmas where collisions can be neglected [197].

Here, we will study semi-classical transport using the Vlasov-Boltzmann equation with momentum-averaged quantum collisions between particles, a topic discussed in numerous other works, such as [198, 199, 200, 201, 202]. Previously, the effects of collisions within the plasma were mainly studied to derive transport coefficients, such as the electrical conductivity, of interest to the study of plasma response to long-wavelength perturbations [104, 203, 204, 205, 206]. In quantum field theory, transport coefficients have also been calculated using effective propagators that re-sum thermal modifications to avoid infrared divergences [207, 208, 209].

The theoretical description of relativistic interacting plasma is based on transport theory, i.e., the relativistic form of Liouville's equation. The one-particle phases space distribution function $f(x, p)$ undergoes Liouville flow,

$$\frac{df(x, p)}{d\tau} = \{H(x, p), f(x, p)\} = 0, \quad (4.1)$$

where p is the canonical four-momentum, and x is the canonical position. The collision term $C[f]$ represents elastic/inelastic interactions and gives deviations away from Liouville's theorem

$$\frac{df(x, p)}{d\tau} = C[f], \quad (4.2)$$

or equivalently, entropy generation. The collision term is necessary to describe systems where the mean free path of plasma constituents is less than or equal to the characteristic length scale of the plasma or when the mean free time τ is smaller than the characteristic oscillation time of the plasma. This pertains to systems with high density, low temperature, or strongly coupled systems.

The Boltzmann-Einstein equation, see Sec. 3.2, with a realistic collision operator, i.e., modeling scattering among neutrinos and e^\pm , was used in Sec. 3.4 to study the

cosmological neutrino freeze-out. However, in many cases a detailed treatment of the microscopic collision term Eq. (4.17) is computationally prohibitive. In this section our focus is on the interaction of electromagnetic fields within relativistic plasmas and so in place of the microscopic collision term we employ the relaxation-time approximation (RTA) technique, as proposed by [24].

RTA is a commonly made simplification to the Boltzmann equation, reducing it from an integrodifferential equation to a differential equation. The relativistic form of this collision term takes the form

$$C[f] = (p^\mu u_\mu) \kappa [f_{\text{eq}}(p) - f(x, p)], \quad (4.3)$$

where $\kappa = 1/\tau$ is the relaxation rate, $f(x, p)$ is the phase space distribution of charged particles in the plasma, $f_{\text{eq}}(p)$ is their equilibrium distribution, and u_μ is the four-velocity of the plasma rest frame.

The RTA collision term assumes the nonequilibrium distribution f returns to the equilibrium distribution in some characteristic time τ , which is evident when writing Eq. (4.2) in the form

$$\frac{df(x, p)}{dt} = \frac{f_{\text{eq}}(p) - f(x, p)}{\tau}. \quad (4.4)$$

The relaxation time τ can be computed using the schematic relaxation time approximation where an average relaxation time is introduced [104, 210] or by calculating the momentum-dependent relaxation rate $\kappa(p)$ with the input of perturbative matrix elements [204]. We use the average relaxation time approximation with momentum averaged κ to make all calculations analytically tractable.

The well-known disadvantage of the RTA is that it forces all quantities, even conserved ones, to return to their equilibrium value at a rate τ . This can cause the dynamics derived from this collision term to violate current and energy-momentum conservation. The violation of energy conservation is similar to introducing frictional damping into one particle Newtonian dynamics where energy is lost to the environment.

Correcting for current and energy-momentum conservation is possible by adding terms that ensure that conserved quantities are unaffected [211, 212, 213, 214]. It is worth noting that this breaking of conservation law does not always affect the physical behavior of the plasma. For instance, the behavior of transverse waves in an infinite homogeneous plasma is unaffected by the addition of current conservation [98].

We generalize the BGK modification of the linearized collision term to relativistic plasmas using the Anderson-Witting form Eq. (4.3), ensuring current conservation Eq. (4.19) but not energy-momentum conservation. In [98] we have shown that the resulting linear response functions satisfy current conservation and gauge invariance constraints.

The preceding sections will discuss obtaining exact solutions for the covariant polarization tensor in linear response limit via Fourier transform with the BGK collision term Eq. (4.19). We will present the plasma's electromagnetic properties by using the polarization tensor to derive the electromagnetic fields.

Covariant kinetic theory

A full microscopic picture of plasma kinematics, useful in numerical simulations, is often more involved than what is required to understand changes in the macroscopic quantities of plasmas. A conventional simplification to the microscopic picture is to average over the discrete states to yield a distribution function $f(x, \mathbf{p})$, which describes the probability of finding some number of particles dN in a small range of position

$d\mathbf{r}^3$ and momentum $d\mathbf{p}^3$ or relativistically [200]

$$\int_{\Sigma} d\Sigma_{\mu} \int d^4p \frac{p^{\mu}}{m} f(x, p) = N, \quad (4.5)$$

where $d\Sigma_{\mu}$ is the surface element on Σ

$$d\Sigma_{\mu} = \frac{1}{3!} \epsilon_{\mu\nu\alpha\beta} dx^{\nu} \times dx^{\alpha} \times dx^{\beta} \quad (4.6)$$

and where the covariant integration measure can be written as

$$\frac{d^4p}{(2\pi)^4} 4\pi\delta_+(p^2 - m^2) = \frac{d^3p}{(2\pi)^3 p^0} \Big|_{p^0 = \sqrt{|\mathbf{p}|^2 + m^2}}, \quad (4.7)$$

where $p^0 = p \cdot u$ in the rest frame of the plasma; see Appendix B for a detailed discussion of the relativistic volume element. The one particle distribution function is effectively the phase space density of the system. We will always refer to the four-momentum as $p = (p_0, \mathbf{p})$ and the 3-momentum as \mathbf{p} .

The kinetic equation describing the evolution of this distribution is the Vlasov-Boltzmann equation (VBE). The VBE is often derived in detail from heuristic arguments see [198, 199]. Here, we will outline how it relates to Liouville's theorem. A similar derivation of the equilibrium distribution in the presence of electromagnetic fields is found in [200]. We derive the classical one-species Vlasov-Boltzmann equation from the Liouville theorem

$$\frac{df(Q, P)}{d\tau} = \{H(Q, P), f(Q, P)\} = 0, \quad (4.8)$$

where P^{μ} and Q^{μ} are the canonical coordinates. This theorem states that the canonical phase space density is conserved or the one particle phase space density $f(Q, P)$ satisfies the above continuity equation. The Poisson bracket is explicitly written as

$$\frac{df(Q, P)}{d\tau} = \frac{\partial Q^{\mu}}{\partial \tau} \partial_{\mu} f(Q, P) + \frac{\partial P^{\mu}}{\partial \tau} \frac{\partial f(Q, P)}{\partial P^{\mu}}. \quad (4.9)$$

Since we consider these particles in the presence of electromagnetic fields, we use the relativistic EM Hamiltonian in the Bergmann form

$$H(Q, P) = \sqrt{(P - qA(Q))_{\mu} (P - qA(Q))^{\mu}}, \quad (4.10)$$

which contracts the kinetic momentum to give the relativistic energy of a particle in an electromagnetic field. The equations of motion are

$$\frac{\partial Q^{\mu}}{\partial \tau} = \frac{\partial H(Q, P)}{\partial P_{\mu}} = \frac{(P - qA(Q))^{\mu}}{H(Q, P)}, \quad (4.11)$$

$$-\frac{\partial P^{\mu}}{\partial \tau} = \frac{\partial H(Q, P)}{\partial Q^{\mu}} = -\frac{(P - qA(Q))^{\nu} q \partial_{\nu} A_{\mu}(Q)}{H(Q, P)}. \quad (4.12)$$

If a canonical transformation is applied to our coordinates, the Liouville theorem states that the phase space density remains unchanged. The transformation we would like to consider is the transition from kinetic to canonical coordinates where $Q^{\mu} \rightarrow x^{\mu}$ and $P^{\nu} \rightarrow P^{\nu} - qA^{\nu}(x)$. This new momentum is related to the actual velocity of the

particle $P^\nu - qA^\nu(x) = p^\mu = m \frac{dx^\mu}{d\tau}$. We then consider the Liouville theorem for the shifted function,

$$\frac{dx^\mu}{d\tau} \partial_\mu f(x, P - qA(x)) + \frac{d(P - qA(x))^\mu}{d\tau} \frac{\partial f(x, P - qA(x))}{\partial (P - qA(x))^\mu}. \quad (4.13)$$

Then, we use the equations of motion to write

$$\frac{(P - qA(x))^\mu}{H(x, P)} \partial_\mu f(x, P - qA(x)) + q \frac{(P - qA(x))_\nu}{H(x, P)} F^{\mu\nu}(x) \frac{\partial f(x, P - qA(x))}{\partial (P - qA(x))^\mu}. \quad (4.14)$$

Where the electromagnetic tensor is $F^{\mu\nu} = \partial^\mu A^\nu - \partial^\nu A^\mu$. Since the canonical momentum is related to the kinetic momentum by $P^\mu = m \frac{dx^\mu}{d\tau} + qA^\mu(x)$, we rewrite the Liouville flow in terms of kinetic momentum $p^\mu = m \frac{dx^\mu}{d\tau}$. Applying Liouville's theorem allows us to set the whole expression to zero to recover the collisionless Vlasov-Boltzmann equation

$$p^\mu \partial_\mu f(x, p) + qp_\nu F^{\mu\nu}(x) \frac{\partial f(x, p)}{\partial p^\mu} = 0, \quad (4.15)$$

where $p^\mu = m \frac{dx^\mu}{d\tau}$. The collision term is then added to allow for deviations from constant phase space density flow

$$(p_k \cdot \partial) f_k(x, p_k) + q_k F^{\mu\nu} p_\nu^k \frac{\partial f_k(x, p_k)}{\partial p_k^\mu} = \sum_l (p_k \cdot u) C_{kl}(x, p_k), \quad (4.16)$$

where there are k equations for each particle species and index l allows to sum over all possible collisions with particle k . Usually, we drop the subscript k on momentum if there is no ambiguity. The first term describes the flow or diffusion of particles in the medium, the second term generates an electromagnetic force on particles, and the collision term is on the right-hand side. Generally, each plasma constituent will have a Boltzmann equation and collisions between each species. The collision term represents the detailed microscopic scattering between the plasma constituents. The collision term for the reaction $k + l \rightarrow i + j$ is defined as

$$C_{kl}(x, p_k) = \frac{1}{2} \sum_{i=1}^N \sum_{j=1}^N \int \frac{d^3 p_l}{(2\pi)^3 p_l^0} \frac{d^3 p_i}{(2\pi)^3 p_i^0} \frac{d^3 p_j}{(2\pi)^3 p_j^0} [f_i f_j - f_k f_l] W_{kl|ij}, \quad (4.17)$$

where $k, l = 1, 2, \dots, N$ and $W_{ij|kl}$ is the transition rate for the respective collision. It is important to note that in this framework for a plasma forced by external fields, the collision term is the only way a particle species can impact the dynamics of the phase space distribution of another species.

The BGK collision term

As discussed previously, the integral in Eq. (4.17) vastly complicates solving the Vlasov-Boltzmann equation. Instead, we will use a simplified collision term that returns the distribution $f(x, p)$ to equilibrium at some characteristic rate $\kappa = 1/\tau$, reducing Eq. (4.16) from an integro-differential equation to a differential equation. The relaxation rate or damping rate κ is the sum of all possible collisions [215]

$$\kappa_k(p) = \sum_{i=1}^N \sum_{j=1}^N \sum_{l=1}^N \frac{1}{2} \int \frac{d^3 p_l}{(2\pi)^3 p_l^0} \frac{d^3 p_i}{(2\pi)^3 p_i^0} \frac{d^3 p_j}{(2\pi)^3 p_j^0} f_l^{\text{eq}} W_{kl|ij}. \quad (4.18)$$

In [98] we utilize the simplified collision term proposed by Ref. [211] (BGK), which is amended to conserve the current

$$C(x, p) = \kappa \left(f_{\text{eq}}(p) \frac{n(x)}{n_{\text{eq}}} - f(x, p) \right). \quad (4.19)$$

The nonequilibrium and equilibrium densities are defined covariantly as

$$n(x) \equiv 2 \int \frac{d^3 p}{(2\pi)^3 p^0} (p \cdot u) f(x, p), \quad (4.20)$$

$$n_{\text{eq}} \equiv 2 \int \frac{d^3 p}{(2\pi)^3 p^0} (p \cdot u) f_{\text{eq}}(p). \quad (4.21)$$

The factor of two accounts for the spin degrees of freedom. This correction is also proposed in [213] where they treat the collision term as an operator adding counterterms to ensure that when acting on conserved quantities like energy, momentum, and particle number, the modified collision operator yields zero, thereby respecting the fundamental conservation laws. We can see that Eq. (4.19) explicitly conserves the four-current [98]

$$j_{\text{ind}}^\mu(x) = 2q \int \frac{d^3 p}{(2\pi)^3 p^0} p^\mu f(x, p), \quad (4.22)$$

by applying ∂_μ on this expression and substituting back from the Boltzmann equation Eq. (4.28)

$$\partial_\mu j^\mu = 2q \int \frac{d^3 p}{(2\pi)^3 p^0} \left\{ -q F^{\mu\nu} p_\nu \frac{\partial f(x, p)}{\partial p^\mu} + (p \cdot u) \kappa \left[f_{\text{eq}}(p) \frac{n(x)}{n_{\text{eq}}} - f(x, p) \right] \right\}. \quad (4.23)$$

The first term should naturally vanish because the collisionless Vlasov equation preserves the four-current. This can be seen upon integration by parts and use of the antisymmetry of $F^{\mu\nu}$. On the other hand, the collision term vanishes by design - see definitions (4.20, 4.21). This is in contrast to the Anderson-witting collision term, which does not conserve current Eq. (4.3).

4.2 Linear response: electron-positron plasma

The transport properties of electron-positron plasma are governed by the Vlasov-Boltzmann equations [216]

$$(p \cdot \partial) f_\pm(x, p) + q F^{\mu\nu} p_\nu \frac{\partial f_\pm(x, p)}{\partial p^\mu} = C_\pm(x, p), \quad (4.24)$$

$$(p \cdot \partial) f_\gamma(x, p) = C_\gamma(x, p). \quad (4.25)$$

The subscripts $-$, $+$, and γ indicate the transport equation for electrons, positrons, and photons. These form a system of differential equations for each distribution function $f_i(x, p)$. We suppress the four-momentum subscript for each species $f_i(x, p) = f_i(x, p_i)$ to simplify notation.

Since photons cannot couple directly to the electromagnetic field, they do not contribute to the dynamics of the electromagnetic field at first-order polarization response as indicated in Eq. (4.25). This is not true for a QCD plasma where gluons could couple directly to an external gluon field.

To find the effect of electrons and positrons on the electromagnetic fields, we use the transport equations Eq. (4.24) to find the induced current in the plasma

$$j_{\text{ind}}^\mu(x) = 2 \int \frac{d^3p}{(2\pi)^3 p^0} p^\mu [f_+(x, p) - f_-(x, p)], \quad (4.26)$$

found via Fourier transformation and related to the induced current in the linear response equation

$$\tilde{j}_{\text{ind}}^\mu(k) = \Pi^\mu{}_\nu(k) \tilde{A}^\nu(k), \quad (4.27)$$

to identify the polarization tensor $\Pi^\mu{}_\nu$. To begin, we solve the Vlasov-Boltzmann equation with the BGK collision term

$$(p \cdot \partial) f_\pm(x, p) + q F^{\mu\nu} p_\nu \frac{\partial f_\pm(x, p)}{\partial p^\mu} = (p \cdot u) \kappa_\pm \left[f_\pm^{\text{eq}}(p) \frac{n_\pm(x)}{n_\pm^{\text{eq}}} - f_\pm(x, p) \right]. \quad (4.28)$$

Since the solutions for these equations will differ only by the sign of charge, we need only solve one to understand dynamics. The \pm , which indicates electrons or positrons, may be dropped when unnecessary in the equations below.

We assume for the equilibrium distribution the covariant Fermi-Dirac distribution function [198, 217]:

$$f_\pm^{\text{eq}}(x, p) \equiv \frac{1}{e^{([p^\mu + qA^\mu(x)]u_\mu \pm \mu_q)/T} + 1}}, \quad (4.29)$$

where $p^\mu + qA^\mu(x)$ is the canonical momentum in the presence of an electromagnetic four-potential, u^μ is the global four-velocity of the medium, T denotes the temperature in the medium rest frame, and μ_q is the chemical potential related to charge.

The linear response approximation assumes the distribution function can be written as a sum of the equilibrium distribution $f_{\text{eq}}(x, p)$ plus a small perturbation away from the equilibrium $\delta f(x, p)$

$$f(x, p) = f_{\text{eq}}(x, p) + \delta f(x, p). \quad (4.30)$$

Here the small perturbation $\delta f(x, p)$ is induced by an external electromagnetic field. We expand Eq. (4.28) in equilibrium and perturbation terms [218]

$$\begin{aligned} (p \cdot \partial) (f_{\text{eq}}(x, p) + \delta f(x, p)) + q (F_{\text{eq}}^{\mu\nu} + \delta F^{\mu\nu}) p_\nu \frac{\partial (f_{\text{eq}}(x, p) + \delta f(x, p))}{\partial p^\mu} \\ = \kappa(p \cdot u) \left(f_{\text{eq}}(p) \frac{\delta n(x)}{n_{\text{eq}}(x)} - \delta f(x, p) \right). \end{aligned} \quad (4.31)$$

Since the equilibrium expressions are a solution to the collisionless Boltzmann equation, all the equilibrium terms combined are zero. The collision term is constructed to be zero at equilibrium. We will neglect the Lorentz force due to the induced field on the perturbation since it is second order in the perturbation

$$(p \cdot \partial) \delta f(x, p) + q \delta F^{\mu\nu} p_\nu \frac{\partial \delta f(x, p)}{\partial p^\mu} = \kappa(p \cdot u) \left(f_{\text{eq}}(x, p) \frac{\delta n(x)}{n_{\text{eq}}(x)} - \delta f(x, p) \right). \quad (4.32)$$

where the quantity $\delta n(x)$ is defined following the definitions(4.20,4.21) as

$$\delta n(x) \equiv 2 \int \frac{d^3p}{(2\pi)^3 p^0} (p \cdot u) \delta f(x, p). \quad (4.33)$$

At this point, we will take the weak field limit of the equilibrium distribution, which assumes the change in energy of a particle due to the electromagnetic field is small in comparison to the thermal energy

$$\frac{qA(x) \cdot u}{T} \ll 1. \quad (4.34)$$

In this case, the equilibrium distribution becomes the usual

$$f_{\pm}^{\text{eq}}(x, p) \equiv \frac{1}{e^{(p^{\mu}u_{\mu} \pm \mu q)/T} + 1}. \quad (4.35)$$

An explicit solution of the Vlasov-Boltzmann equation can be obtained more easily in momentum space after a Fourier transformation. We define the Fourier transform $\tilde{g}(k^{\mu})$ of a general function $g(x^{\mu})$ of space-time coordinates as

$$g(x) = \int \frac{d^4k}{(2\pi)^4} e^{-ik \cdot x} \tilde{g}(k). \quad (4.36)$$

The Fourier transformation replaces partial derivatives ∂_{μ} with the four-momentum k_{μ} :

$$\partial_{\mu} \rightarrow -ik_{\mu}. \quad (4.37)$$

The four-vector $k^{\mu} = (\omega, \mathbf{k})$ represents the momentum and energy in the electromagnetic field. In contrast, $p^{\mu} = (E, \mathbf{p})$ represents the momentum and energy of plasma constituents.

Using these definitions, the Fourier-transformed Boltzmann equation reads [98]

$$-i(p \cdot k) \tilde{\delta f}(k, p) + q \tilde{F}^{\mu\nu} p_{\nu} \frac{\partial f_{\text{eq}}(p)}{\partial p^{\mu}} = (p \cdot u) \kappa \left[\frac{f_{\text{eq}}(p)}{n_{\text{eq}}} \tilde{\delta n}(k) - \tilde{\delta f}(k, p) \right]. \quad (4.38)$$

In the following, we simplify the notation of derivatives of the equilibrium function with respect to momentum as

$$\frac{\partial f_{\text{eq}}(p)}{\partial p^{\mu}} = \frac{df_{\text{eq}}(p)}{d(p \cdot u)} u_{\mu} \equiv f'_{\text{eq}}(p) u_{\mu}. \quad (4.39)$$

We solve Eq. (4.38) for the perturbation $\tilde{\delta f}(k, p)$, which describes fluctuations away from equilibrium due to the electromagnetic field

$$\tilde{\delta f}(k, p) = \frac{i}{p \cdot k + i(p \cdot u) \kappa} \left[-q(u \cdot \tilde{F} \cdot p) f'_{\text{eq}}(p) + (p \cdot u) \kappa \frac{f_{\text{eq}}(p)}{n_{\text{eq}}} \tilde{\delta n}(k) \right]. \quad (4.40)$$

This can be readily integrated to obtain an equation for $\tilde{\delta n}(k)$

$$\tilde{\delta n}(k) = R(k) - Q(k) \tilde{\delta n}(k), \quad (4.41)$$

where the integrals are defined as

$$R(k) \equiv -2i \int \frac{d^3p}{(2\pi)^3 p^0} (p \cdot u) \frac{q(u \cdot \tilde{F} \cdot p) f'_{\text{eq}}}{p \cdot k + i(p \cdot u) \kappa}, \quad (4.42)$$

$$Q(k) \equiv -2i \frac{\kappa}{n_{\text{eq}}} \int \frac{d^3p}{(2\pi)^3 p^0} (p \cdot u)^2 \frac{f_{\text{eq}}(p)}{p \cdot k + i(p \cdot u) \kappa}. \quad (4.43)$$

The solution for $\widetilde{\delta n}(k)$ in terms of the external fields is simply

$$\widetilde{\delta n}(k) = \frac{R(k)}{1 + Q(k)}. \quad (4.44)$$

We can substitute this result back into (4.40) to obtain an explicit expression for $\widetilde{\delta f}(k, p)$ found in [98]

$$\widetilde{\delta f}(k, p) = \frac{i}{p \cdot k + i(p \cdot u)\kappa} \left[-q(u \cdot \widetilde{F} \cdot p) f'_{\text{eq}}(p) + (p \cdot u)\kappa \frac{f_{\text{eq}}(p)}{n_{\text{eq}}} \frac{R(k)}{1 + Q(k)} \right]. \quad (4.45)$$

The right-hand side contains only known quantities. In the next section, we will use Eq. (4.45) to calculate the induced current in the plasma. Adding additional conservation laws requires further integrals to solve the Vlasov-Boltzmann equation involving higher moments of the fluctuation δf as discussed in [213, 214].

Induced current

The induced charge current is the sum of the antiparticle distribution \widetilde{f}_- and the particle distribution \widetilde{f}_+

$$\widetilde{j}_{\text{ind}}^\mu(k) = 2 \int \frac{d^3 p}{(2\pi)^3 p^0} p^\mu \sum_{i=+, -} q_i \widetilde{f}_i(k, p), \quad (4.46)$$

with the factor of two accounting for spin. Sometimes, this is referred to as the first moment of δf . After expanding in linear response Eq. (4.30), and specifying $q_\pm = \pm e$ the induced current is a function of the perturbation

$$\begin{aligned} \widetilde{j}_{\text{ind}}^\mu(k) &= 2 \int \frac{d^3 p}{(2\pi)^3 p^0} p^\mu \left(e \left[\widetilde{f}_+^{\text{eq}}(k, p) - \widetilde{f}_-^{\text{eq}}(k, p) \right] \right. \\ &\quad \left. + e \left[\delta \widetilde{f}_+(k, p) - \delta \widetilde{f}_-(k, p) \right] \right) \\ &= 4e \int \frac{d^3 p}{(2\pi)^3 p^0} p^\mu \delta \widetilde{f}(k, p). \end{aligned} \quad (4.47)$$

The equilibrium currents cancel in the weak field limit for zero chemical potential, and the perturbations add since they differ by the charge $\delta f_\pm = \pm e \delta f'$. For finite chemical potential μ_q , the equilibrium terms can be combined with hyperbolic trig-identities

$$\begin{aligned} \widetilde{j}_{\text{ind}}^\mu(k) &= 2e \int \frac{d^3 p}{(2\pi)^3 p^0} p^\mu \left(- \frac{\sinh(\mu_q)}{\cosh(p \cdot u) + \cosh(\mu_q)} \right. \\ &\quad \left. + \left[\delta \widetilde{f}_+(k, p) - \delta \widetilde{f}_-(k, p) \right] \right). \end{aligned} \quad (4.48)$$

For now, we will focus on the case of zero chemical potential, $\mu_q = 0$, where the first term vanishes. We can express the induced current in terms of defined integrals [98] resulting from inserting Eq. (4.45) into the induced current

$$\widetilde{j}_{\text{ind}}^\mu(k) = R^\mu(k) - \frac{R(k)}{1 + Q(k)} Q^\mu(k), \quad (4.49)$$

where the integrals $R^\mu(k)$ and $Q^\mu(k)$ are defined analogously to (4.42, 4.43) as

$$R^\mu(k) \equiv -4q^2 i \int \frac{d^3 p}{(2\pi)^3 p^0} p^\mu \frac{(u \cdot \widetilde{F} \cdot p) f'_{\text{eq}}}{p \cdot k + i(p \cdot u)\kappa}, \quad (4.50)$$

$$Q^\mu(k) \equiv -4qi \frac{\kappa}{n_{\text{eq}}} \int \frac{d^3 p}{(2\pi)^3 p^0} (p \cdot u) p^\mu \frac{f_{\text{eq}}(p)}{p \cdot k + i(p \cdot u)\kappa}. \quad (4.51)$$

Note that we absorbed the factor $4e$ from the current (4.47) into the definition of these integrals. The R^μ term is what one would find from the collisionless case $\kappa \rightarrow 0^+$. The induced current for the normal RTA collision term, which does not conserve current, is obtained by setting $\delta n \rightarrow n_{eq}$, or equivalently,

$$\tilde{j}_{\text{AW}}^\mu(k) = R^\mu(k) - Q^\mu(k). \quad (4.52)$$

Covariant polarization tensor

To find the polarization tensor, we compare our result (4.49) to the covariant formulation of Ohm's law [219] both of which describe the induced current in the momentum space

$$\tilde{j}^\mu(k) = \Pi_\nu^\mu(k) \tilde{A}^\nu(k). \quad (4.53)$$

To perform this comparison and extract the polarization tensor we must rewrite the Fourier transform of the electromagnetic tensor in terms of the four-vector potential in momentum space $\tilde{A}^\mu(k)$

$$\tilde{F}^{\mu\nu}(k) = -ik^\mu \tilde{A}^\nu(k) + ik^\nu \tilde{A}^\mu(k). \quad (4.54)$$

We then substitute this into the definition of $R^\mu(k)$ (4.50) and isolate \tilde{A}^μ as so it is in the form of Eq. (4.53) to obtain [98]

$$R^\mu(k) = -4q^2 \int \frac{d^3p}{(2\pi)^3 p^0} f'_{\text{eq}}(p) \times \frac{(u \cdot k)p^\mu p_\nu - (k \cdot p)p^\mu u_\nu}{p \cdot k + i(p \cdot u)\kappa} \tilde{A}^\nu(k), \quad (4.55)$$

from which we see that the contribution of R^μ to the polarization tensor is

$$R_\nu^\mu(k) \equiv -4q^2 \int \frac{d^3p}{(2\pi)^3 p^0} f'_{\text{eq}}(p) \times \frac{(u \cdot k)p^\mu p_\nu - (k \cdot p)p^\mu u_\nu}{p \cdot k + i(p \cdot u)\kappa}. \quad (4.56)$$

The contribution of the second term is hidden in the $R(k)$ scalar. In terms of the four-vector potential in the momentum space \tilde{A}^ν , we have

$$R(k) = -2q \int \frac{d^3p}{(2\pi)^3 p^0} (p \cdot u) f'_{\text{eq}}(p) \times \frac{(u \cdot k)p_\nu - (k \cdot p)u_\nu}{p \cdot k + i(p \cdot u)\kappa} \tilde{A}^\nu(k). \quad (4.57)$$

We can identify in this expression a four-vector $H_\nu(k)$ defined as

$$H_\nu(k) \equiv -2q \int \frac{d^3p}{(2\pi)^3 p^0} (p \cdot u) f'_{\text{eq}}(p) \times \frac{(u \cdot k)p_\nu - (k \cdot p)u_\nu}{p \cdot k + i(p \cdot u)\kappa} \quad (4.58)$$

so that the polarization tensor is given by

$$\Pi_\nu^\mu(k) = R_\nu^\mu(k) - \frac{Q^\mu(k)H_\nu(k)}{1 + Q(k)}, \quad (4.59)$$

where the covariant quantities R_ν^μ , Q^μ , H_ν , and Q are given by the integrals (4.56, 4.51, 4.58, 4.43) respectively. This is the final covariant form of the current conserving covariant polarization tensor for an infinite homogeneous plasma. The bulk of the work in applying Eq. (4.59) to a specific scenario is choosing an equilibrium distribution and evaluating the integrals. Explicit expressions for the components of this tensor in the rest frame of the plasma are found in the ultrarelativistic limit Eq. (2.57) and in the nonrelativistic limit Eq. (5.77) in [98]. This polarization tensor is also derived in

[201] and [202]. The correction to the polarization tensor found by using the collision term with current conservation Eq. (4.19) is given by the second term in Eq. (4.59). The current conserving correction modifies the longitudinal polarization properties of the tensor related to charge fluctuations but not the transverse properties related to electromagnetic waves.

The Anderson-Witting form of the polarization tensor found using the collision term Eq. (4.3) is equivalent to R_ν^μ and the polarization tensor for a collisionless plasma is R_ν^μ with $\kappa \rightarrow 0^+$. We note that a gauge transformation of the linear response relation Eq. (4.53) results in a shift of the Fourier transformed four-potential

$$\tilde{j}^\mu(k) = \Pi_\nu^\mu(k) \tilde{A}^{\nu}(k) = \Pi_\nu^\mu(k) \left(\tilde{A}^\nu(k) - ik^\nu \tilde{\chi}(k) \right) \quad (4.60)$$

where $-ik^\nu \tilde{\chi}(k)$ is the gradient of an arbitrary gauge potential.

Gauge invariance requires then that

$$\Pi_\nu^\mu(k) k^\nu = 0 \quad (4.61)$$

this requirement is satisfied for the general polarization tensor of an isotropic plasma by the longitudinal Eq. (4.67) and transverse Eq. (4.68) projection tensors and is satisfied for our specific polarization tensor due to the form of $H_\nu(k)$ in Eq. (4.58) and $R_\nu^\mu(k)$ Eq. (4.56).

4.3 Self-consistent electromagnetic fields in a medium

To find the electromagnetic field in a plasma, we solve Maxwell's equations self-consistently in an infinite homogeneous and stationary polarizable medium. In this medium, Maxwell's equations take on the usual form [218]

$$\partial^{[\mu} F^{\nu\rho]}(x) = 0, \quad \partial_\mu F^{\mu\nu}(x) = \mu_0 J^\nu(x). \quad (4.62)$$

Using the Fourier transform defined as in equation Eq. (4.36) we replace partial derivatives ∂_μ with the four-momentum $-ik_\mu$. Then Maxwell's equations in Fourier space are

$$-ik^{[\mu} \tilde{F}^{\nu\rho]}(k) = 0, \quad -ik_\mu \tilde{F}^{\mu\nu}(k) = \mu_0 \tilde{J}^\nu(k), \quad (4.63)$$

where $k = (\omega, \mathbf{k})$ is the four-wavevector of the electromagnetic field. The properties of the medium are introduced by writing the four-current \tilde{J}^μ in terms of its induced and external parts

$$\tilde{J}^\mu(k) = \tilde{j}_{\text{ext}}^\mu(k) + \tilde{j}_{\text{ind}}^\mu(k). \quad (4.64)$$

The induced current $\tilde{j}_{\text{ind}}^\mu$, to leading order, is given by the polarization tensor through Eq. (4.53). Though the induced current is linear with respect to the self-consistent field \tilde{A}^ν , the field itself is intrinsically nonlinear regarding plasma response as we shall see when solving for the self-consistent fields Eqs. (4.77-4.78). Nonlinear response comes from higher-order terms involving nested convolution integrals of the polarization tensor and the self-consistent potential and is required when the polarization current is on the order of the external current.

Solving Maxwell's equations in the Lorentz gauge $k \cdot \tilde{A} = 0$, one finds the usual expression

$$\begin{aligned} \tilde{A}^\mu(k) &= -\frac{\mu_0}{k^2} \left(\tilde{j}_{\text{ext}}^\mu(k) + \tilde{j}_{\text{ind}}^\mu(k) \right) \\ &= -\frac{\mu_0}{k^2} \left(\tilde{j}_{\text{ext}}^\mu(k) + \Pi_\nu^\mu(k) \tilde{A}^\nu(k) \right), \end{aligned} \quad (4.65)$$

where μ_0 denotes the magnetic permittivity of the vacuum, and we have used Eq. (4.53) to express the induced current.

Projection of plasma polarization tensor

We proceed by algebraically solving for the self-consistent potential. To do this, we first note that in a homogeneous medium, the response depends only on two independent scalar polarization functions Π_{\parallel} and Π_{\perp} describing polarization in the parallel and transverse directions relative to the wave-vector \mathbf{k} [191]. The polarization tensor may be written in terms of these polarization functions as

$$\Pi^{\mu\nu}(k, u) = \Pi_{\parallel}(k)L^{\mu\nu}(k, u) + \Pi_{\perp}(k)S^{\mu\nu}(k, u), \quad (4.66)$$

where k^{μ} is the four-momentum of the field and u^{μ} is the four-velocity of the medium. The polarization tensor represents the electromagnetic response of the medium to the electromagnetic field. Π_{\parallel} usually describes charge fluctuations and Π_{\perp} describes the properties of electromagnetic waves. For optically active or chiral mediums there is also a rotational portion of the polarization tensor Π_R . Since we neglect spin, our derivation of the polarization tensor is not sensitive to Π_R . Conventions for the longitudinal and transverse projection tensors, $L^{\mu\nu}$ and $S^{\mu\nu}$, may be found in [218]. These tensors are reproduced here for convenience

$$L^{\mu\nu} \equiv \frac{k^2}{(k \cdot u)^2 - k^2} \left[\frac{k^{\mu}u^{\nu}}{(k \cdot u)} + \frac{k^{\nu}u^{\mu}}{(k \cdot u)} - \frac{k^2u^{\mu}u^{\nu}}{(k \cdot u)^2} - \frac{k^{\mu}k^{\nu}}{k^2} \right], \quad (4.67)$$

$$S^{\mu\nu} \equiv g^{\mu\nu} + \frac{1}{(k \cdot u)^2 - k^2} \left[k^{\mu}k^{\nu} - (k \cdot u)(k^{\mu}u^{\nu} + k^{\nu}u^{\mu}) + k^2u^{\mu}u^{\nu} \right]. \quad (4.68)$$

These projections are equivalent to ones defined in [191] up to an overall normalization. To simplify the calculation, the wave-vector \mathbf{k} is chosen, without loss of generality, to point along the third spatial direction ($\mu = 3$):

$$\Pi_{\nu}^{\mu}(\omega, \mathbf{k}) = \begin{bmatrix} -\frac{|\mathbf{k}|^2}{\omega^2} \Pi_{\parallel} & 0 & 0 & \frac{|\mathbf{k}|}{\omega} \Pi_{\parallel} \\ 0 & \Pi_{\perp} & 0 & 0 \\ 0 & 0 & \Pi_{\perp} & 0 \\ -\frac{|\mathbf{k}|}{\omega} \Pi_{\parallel} & 0 & 0 & \Pi_{\parallel} \end{bmatrix}. \quad (4.69)$$

Utilizing this decomposition, we can immediately see that the transverse polarization function will be related to the $\Pi_1^1 = \Pi_2^2 = \Pi_{\perp}$ component of the polarization tensor defined in Eq. (4.59). Analogously, the longitudinal portion of the polarization tensor is given by calculating the $\Pi_3^3 = \Pi_{\parallel}$ component. The spatial component of the potential $\tilde{\mathbf{A}}$ in these coordinates can be expressed as, compare Fig. 44

$$\tilde{\mathbf{A}} = \tilde{A}_{\parallel} \hat{\mathbf{k}} + \tilde{\mathbf{A}}_{\perp}, \quad (4.70)$$

which implies

$$\tilde{A}_{\parallel} = \frac{\mathbf{k} \cdot \tilde{\mathbf{A}}}{|\mathbf{k}|}, \quad \tilde{\mathbf{A}}_{\perp} = \tilde{\mathbf{A}} - \tilde{A}_{\parallel} \hat{\mathbf{k}}, \quad (4.71)$$

with analogous definitions for the current, \tilde{j}_{\parallel} and \tilde{j}_{\perp} .

Note that the Lorentz gauge condition $\partial_{\mu} A^{\mu} = 0$ implies

$$\tilde{A}_{\parallel} = \frac{\omega}{|\mathbf{k}|} \tilde{\phi}, \quad (4.72)$$

with $\phi = A^0$. The induced charge is calculated using the projected polarization tensor Eq. (4.69):

$$\tilde{\rho}_{\text{ind}}(\omega, \mathbf{k}) = \Pi_{\nu}^0 \tilde{A}^{\nu} = -\frac{|\mathbf{k}|^2}{\omega^2} \Pi_{\parallel} \tilde{\phi} + \frac{|\mathbf{k}|}{\omega} \Pi_{\parallel} \tilde{A}_{\parallel}. \quad (4.73)$$

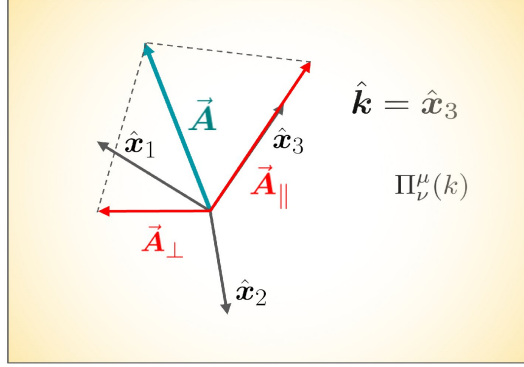


Fig. 44. Vector potential is projected onto $\hat{\mathbf{k}} = \hat{\mathbf{x}}_3 = \hat{\mathbf{z}}$. Adapted from Ref. [90].

For the Lorentz gauge condition Eq. (4.72), one finds

$$\tilde{\rho}_{\text{ind}}(\omega, \mathbf{k}) = \Pi_{\parallel} \tilde{\phi} \left(1 - \frac{|\mathbf{k}|^2}{\omega^2} \right). \quad (4.74)$$

The longitudinal current is,

$$\tilde{j}_{\parallel \text{ind}}(\omega, \mathbf{k}) = \Pi_{\parallel}^z \tilde{A}^{\nu} = \Pi_{\parallel} \frac{\omega}{|\mathbf{k}|} \tilde{\phi} \left(1 - \frac{|\mathbf{k}|^2}{\omega^2} \right), \quad (4.75)$$

as expected from current conservation $\partial^{\mu} j_{\mu}(x) = 0$. The induced transverse current is

$$\mathbf{j}_{\perp \text{ind}}(\omega, \mathbf{k}) = \Pi_{\perp} \tilde{A}_{\perp}. \quad (4.76)$$

Solving for the potential on both sides of Eq. (4.65) with the help of Eqs. (4.74-4.76) gives the self-consistent solutions [87]

$$\tilde{\phi}(\omega, \mathbf{k}) = \frac{\tilde{\rho}_{\text{ext}}(\omega, \mathbf{k})}{\varepsilon_0(\mathbf{k}^2 - \omega^2) (\Pi_{\parallel}/(\omega^2 \varepsilon_0) + 1)}, \quad (4.77)$$

$$\tilde{A}_{\perp}(\omega, \mathbf{k}) = \frac{\mu_0 \tilde{\mathbf{j}}_{\perp \text{ext}}(\omega, \mathbf{k})}{\mathbf{k}^2 - \omega^2 - \mu_0 \Pi_{\perp}}. \quad (4.78)$$

The gauge condition Eq. (4.72) gives the self-consistent potential \tilde{A}_{\parallel} . These self-consistent potentials determine the electric and magnetic fields via the usual relations

$$\tilde{\mathbf{B}}(\omega, \mathbf{k}) = i\mathbf{k} \times \tilde{\mathbf{A}}_{\perp}, \quad \tilde{\mathbf{E}}(\omega, \mathbf{k}) = -i\mathbf{k}\tilde{\phi} + i\omega\tilde{\mathbf{A}}. \quad (4.79)$$

To obtain the electromagnetic fields in position space, one must Fourier transform Eqs. (4.77-4.78). If done analytically, this usually requires finding the poles in the denominator of these expressions, which equates to finding the poles of the thermal photon propagator. These poles represent propagating modes in the plasma. Modes will often be located at complex values in the ω, \mathbf{k} plane, leading to finite lifetimes and spatial dispersion.

Small back-reaction limit

Here, we briefly mention an alternative to the self-consistent fields, which comes from

assuming that the back reaction of the plasma due to the external fields is small compared to the external field. In this case, one can use the external field in the linear response equation instead of the total field

$$\tilde{j}_{\text{ind}}^\mu(k) = \Pi^\mu{}_\nu(k) \tilde{A}_{\text{ext}}^\nu(k). \quad (4.80)$$

Inserting this into Eq. (4.65) successively to find a series expansion yields the same expression as expanding Eqs. (4.77-4.78) in the polarization functions

$$\tilde{\phi}(\omega, \mathbf{k}) = \sum_{n=0}^{\infty} \frac{\tilde{\rho}_{\text{ext}}(\omega, \mathbf{k})}{\varepsilon_0(\mathbf{k}^2 - \omega^2)} \left(-\frac{\Pi_{\parallel}}{\omega^2 \varepsilon_0} \right)^n, \quad (4.81)$$

$$\tilde{A}_{\perp}(\omega, \mathbf{k}) = \sum_{n=0}^{\infty} \frac{\mu_0 \tilde{j}_{\perp \text{ext}}(\omega, \mathbf{k})}{(\mathbf{k}^2 - \omega^2)^{n+1}} (\mu_0 \Pi_{\perp})^n. \quad (4.82)$$

The first term $n = 0$ is the vacuum field, and higher-order terms describe the back reaction of the induced current on the external field. Notably, the series expansion of Eq. (4.78) does not accurately represent the late-time magnetic field in QGP during heavy-ion collisions. This is because the infinite series of Eqs. (4.77-4.78) must be performed to capture the pole structure of the field.

Electromagnetic fields in a polarizable medium are often described using the electric displacement field \mathbf{D} , the magnetic fields \mathbf{H} , the polarization \mathbf{P} , and the magnetization \mathbf{M} . This formulation is only useful when the field or the medium's response is static or time-dependent. When introducing spatial and temporal dispersion, these definitions are no longer unique [218]. For instance, if the magnetization depends on space and time $\mathbf{M}(t, x)$ the time dependence of the magnetic field generated will lead to electric fields through Faraday's Law leading to ambiguity since the displacement field no longer depends on just polarization field \mathbf{P} .

4.4 General properties of EM fields in a plasma

In the case of an infinite homogeneous plasma, its properties are completely described by two independent polarization functions $\Pi_{\parallel}(k)$ and $\Pi_{\perp}(k)$. In the framework presented here, the properties of these scalar functions are imparted on the electromagnetic fields via the poles in the Fourier transform of the propagators in Eqs. (4.77-4.78). After contour integration, one effectively gets a sum of different electromagnetic fields at each pole, the amplitude of which depends on the residue of the pole and a spacetime dependence, leading to growth attenuation or propagation depending on the pole's location. An example of this process is done in [87], where we Fourier transform the magnetic field in the center of heavy-ion collisions.

Dispersion relation

We can find the poles of the propagator or, equivalently, the zeros of the dispersion relation by inverting Maxwell's equations

$$-ik_{\mu} \tilde{F}^{\mu\nu} = \mu_0 (\tilde{j}_{\text{ind}}^{\nu} + \tilde{j}_{\text{ext}}^{\nu}). \quad (4.83)$$

Including the induced current on the left-hand side of the equation and writing the expression in terms of A^{μ} one finds

$$(k^2 g^{\mu\nu} - k^{\mu} k^{\nu} + \mu_0 \Pi^{\mu\nu}) \tilde{A}_{\nu} = -\mu_0 \tilde{j}_{\text{ext}}^{\nu}. \quad (4.84)$$

The propagator $D_\nu^\mu(k)$ is obtained by inverting the previous equation

$$\tilde{A}_\nu(k) = -D_\nu^\mu(k) \tilde{j}_{\text{ext}}^\nu(k). \quad (4.85)$$

The poles of $D_\nu^\mu(k)$ are given by the dispersion equation [218]:

$$\frac{1}{(k \cdot u)^2} [(k \cdot u)^2 + \mu_0 \Pi_\parallel(k)] [k^2 + \mu_0 \Pi_\perp(k)]^2 = 0. \quad (4.86)$$

The transverse mode has duplicate solutions as it describes modes in a plane perpendicular to \mathbf{k} .

The dispersion Eq. (4.86) can be solved for numerous choices of variables describing the modes, such as frequency, phase velocity, or wavevector. We chose to solve for the modes of the plasma in terms of frequency $\omega_m(\mathbf{k})$, which can be thought of as a quasi-particle m with energy ω and momentum \mathbf{k} analogous to the usual momentum energy relation

$$E^2 = \mathbf{p}^2 + m^2, \quad (4.87)$$

with $c = 1$. This is not always the best choice for simplifying the solutions of Eq. (4.86), but these modes are often the easiest to interpret. A study of the modes for the general polarization tensor is not the most informative process unless one is looking for general behavior, which can be found in most plasma physics textbooks. Usually, in looking at these modes $\omega_m(\mathbf{k})$, one must first assume the external field's shape or some flow distribution in the plasma by specifying the equilibrium momentum distribution to yield interesting effects in the modes such as plasma instabilities.

When the plasma is perturbed in time in a way that doesn't depend on space, such as for a plane wave, one can take $k \rightarrow 0$ for both the transverse and longitudinal roots of the dispersion relation, which reduces the frequency of plasma oscillations [98, 87]

$$\omega_\pm = -\frac{i\kappa}{2} \pm \sqrt{\omega_p^2 - \frac{\kappa^2}{4}}, \quad (4.88)$$

the plasma frequency ω_p is explicitly given in the ultrarelativistic and nonrelativistic limits, respectively, by [98]:

$$\omega_p^2 = \frac{1}{3} m_D^2 \quad (\text{UR}), \quad \omega_p^2 = m_L^2 \quad (\text{NR}), \quad (4.89)$$

with

$$m_D^2 = \frac{e^2 T}{3}. \quad (4.90)$$

The Debye screening mass m_D describes the strength of polarization in the plasma. The plasma frequency ω_p is the characteristic response frequency of the plasma. For an external field, which is an oscillatory wave of the form $E = E_0 e^{-i\omega t}$, one would find that the response is weakly-damped or over-damped depending on the size of κ according to Eq. (5.79). Waves are weakly damped for $\kappa \ll \omega_p$, and since the square root is imaginary for $\kappa > 2\omega_p$, waves become over-damped. These general statements are subject to the spacetime dependence of the external perturbation. For instance, if a particle moves through the plasma at a constant velocity, the field will not experience much damping if the velocity is much less than the speed of sound in the plasma.

In the static limit $\omega \rightarrow 0$ the zeros in the longitudinal dispersion relation take on the form

$$|\mathbf{k}| = \pm i m_D. \quad (4.91)$$

Fourier transforming using the positive root in Eq. (4.77) gives the Debye-Hückel screening of a stationary charge within the plasma [220]

$$\phi(r) = \frac{Z\alpha\hbar c e^{-r/\lambda_D}}{r}, \quad \text{with} \quad \lambda_D = \frac{m_D}{\hbar c}. \quad (4.92)$$

The Debye length λ_D describes the size of the polarization cloud around a charge generated by the plasma.

Permittivity, susceptibility, and conductivity

In most fields of applied physics, the effects of a polarizable medium on electromagnetic fields are not described by the polarization functions Π_{\parallel} and Π_{\perp} . It is instructive to connect these quantities to more commonplace definitions such as relative permittivity ϵ , susceptibility χ , and conductivity σ .

The dielectric and susceptibility tensors are related to the spatial portion of the polarization tensor Π_j^i [219, 218],

$$\mathbf{K}_j^i(\omega, \mathbf{k}) = \epsilon_j^i/\epsilon_0 = 1 + \frac{\Pi_j^i(\omega, \mathbf{k})}{\omega^2} = 1 + \chi_j^i(\omega, \mathbf{k}). \quad (4.93)$$

When we project on the axis $\mu = 3$, the spatial portion of the polarization tensor is

$$\Pi_j^i(\omega, \mathbf{k}) = \begin{bmatrix} \Pi_{\perp} & 0 & 0 \\ 0 & \Pi_{\perp} & 0 \\ 0 & 0 & \Pi_{\parallel} \end{bmatrix}. \quad (4.94)$$

It is then natural to discuss transverse and longitudinal susceptibilities,

$$\chi_{\parallel}(\omega, \mathbf{k}) = \frac{\Pi_{\parallel}(\omega, \mathbf{k})}{\omega^2}, \quad \text{and} \quad \chi_{\perp}(\omega, \mathbf{k}) = \frac{\Pi_{\perp}(\omega, \mathbf{k})}{\omega^2}, \quad (4.95)$$

and their associated permeabilities K_{\parallel} and K_{\perp} . These quantities are useful for studying the attenuation of electromagnetic fields by looking at light absorption.

The conductivity tensor is found by taking the spatial part of the linear response equation Eq. (4.53) and expressing the vector potential in terms of the electric field $i\omega\widetilde{A}^i = \widetilde{E}^i$ [219, 218]

$$\sigma_{\perp}(\omega, \mathbf{k}) \equiv -i\omega\chi_{\perp}(\omega, \mathbf{k}) = -i\frac{\Pi_{\perp}(\omega, \mathbf{k})}{\omega}, \quad (4.96)$$

$$\sigma_{\parallel}(\omega, \mathbf{k}) \equiv -i\omega\chi_{\parallel}(\omega, \mathbf{k}) = -i\frac{\Pi_{\parallel}(\omega, \mathbf{k})}{\omega}. \quad (4.97)$$

In the long wavelength limit $k \rightarrow 0$ the conductivity Eq. (4.96) reduces to Eq. (2.63), the Drude model of conductivity [105]. The Drude model is equivalent to solving the Vlasov-Boltzmann equation using the Anderson-Witting collision term Eq. (4.3) and neglecting spatial dispersion.

These quantities and results are detailed and plotted in [98]. While these quantities are useful for communicating the physics of plasma response, the limits of these quantities must be taken carefully to retain the causal properties of the field. Specifically, tacitly expanding these quantities in either ω and \mathbf{k} and then inserting them into the self-consistent potentials Eqs. (4.77-4.78) will not necessarily generate causal solutions. Instead of carefully expanding and taking limits of these quantities to ensure analyticity, it's often easier to expand the electromagnetic fields within their Fourier transforms as in Appendix B of [87].

5 Charged Leptons and Neutrons before BBN

5.1 Timeline for charged leptons in the primordial Universe

Charged leptons τ^\pm, μ^\pm, e^\pm played significant roles in the dynamics and evolution of the primordial Universe. They were kept in equilibrium via electromagnetic and weak interactions. In this chapter, we examine a dynamical model of the abundance of charged leptons μ^\pm and e^\pm in the primordial Universe. Of particular interest in this work is the dense electron-positron plasma present during the primordial Universe evolution. We study the damping rate and the magnetization process in this dense e^\pm plasma in the primordial Universe.

We comment briefly on the case of τ^\pm -particle which is different as their mass $m_\tau = 1776.86$ MeV is above a threshold allowing the τ^\pm -particle to decay into hadrons in about 2/3 of their decays mediated by the W-gauge boson; the vacuum lifespan for τ^\pm -particle is [21]

$$\tau_\tau = (290.3 \pm 0.5) \times 10^{-15} \text{ sec.} \quad (5.1)$$

τ^\pm -particle disappears at a temperature $T \simeq 75\text{-}50$ MeV from the Universe inventory via multi-particle decay processes. This heavy lepton provides an interesting bridge between EM particles, and hadrons, near to QGP hadronization. While the full understanding of τ^\pm -particle dynamics in the primordial Universe would be an interesting topic of future research it is not relevant to the regime we are considering here, with temperature $T < 10$ MeV.

On the other hand, the understanding the μ^\pm -lepton abundance is required for the understanding of several fundamental questions concerning properties of the primordial Universe after emergence of residual baryon asymmetry below $T = 38$ MeV. Muons play also an important role in the dynamics of the ensuing disappearance of strangeness flavor in the primordial Universe. We recall that the strangeness decay often proceeds into muons, energy thresholds permitting; the charged kaons K^\pm have a 63% branching into $\mu + \bar{\nu}_\mu$ decay channel.

The disappearance of muons has therefore direct impact on strangeness flavor inventory in the primordial Universe. Muons are relatively strongly connected to charged pions through the decay and production reaction

$$\pi^\pm \leftrightarrow \mu^\pm + \nu_\mu. \quad (5.2)$$

The decay process is nearly exclusive. The back reaction remains active down to relatively low temperature of a few MeV, as long as muons remain in the primordial Universe thermal population inventory. We conclude that if and when muons fall out of their thermal abundance equilibrium this would directly impact the detailed balance back-reaction processes involving strangeness.

The lightest charged leptons e^\pm can persist via the reaction $\gamma\gamma \rightarrow e^-e^+$ until below $T \simeq 20.3$ keV any remaining positron rapidly disappears through annihilation, leaving only residual electrons required to maintain the primordial Universe's charge neutrality considering the baryon (proton) abundance. The long lasting existence of an electron-positron plasma down to temperature range just above $T = 20$ keV plays a pivotal role in several aspects of the primordial Universe:

1. The primordial electron-positron plasma has not received the appropriate attention in the context of precision BBN studies. However, the presence of dense $e\bar{e}$ -pair plasma before and during BBN has been recognized already a decade ago by Wang, Bertulani and Balantekin [221]. The primordial synthesis of light elements is found [30] to typically takes place in the temperature range $86 \text{ keV} > T_{BBN} > 50 \text{ keV}$. Within this temperature range we show below presence of millions of electron-positron pairs

per every charged nucleon and plasma densities which reach millions of times normal atomic particle density [29, 216]. Given that the BBN nucleosynthesis processes occur in an electron-positron-rich plasma environment we explore in this work the effect of modifications in the nuclear repulsive Coulomb potential due to the in plasma screening effects on BBN nuclear reactions [90, 222].

2. The Universe today is filled with magnetic fields at various scales and strengths, both within galaxies, and in deep extra-galactic space. The origin of these magnetic fields is currently unknown. In the primordial Universe, above temperature $T > 20$ keV, we have a dense nonrelativistic e^\pm plasma which could prove to be primordial origin of cosmic magnetism as we describe below [223, 1, 9] and Sec. 6. We will show that beyond electric currents the magnetic moments of electrons can contribute to spin based magnetization process.

Understanding the abundances of $\mu^+\mu^-$ and e^+e^- -pair plasma provides essential insights into the evolution of the primordial Universe. In the following we discuss the muon density down to their persistence temperature and explore the electron/positron plasma properties, including the QED plasma damping rate and damped dynamic screening in Sec. 5.2.

Muon pairs in the primordial Universe

Our interest in strangeness flavor freeze-out in the primordial Universe requires the understanding of the abundance of muons in the primordial Universe. The specific question needing an answer is at which temperature muons remain in abundance (chemical) equilibrium established predominantly by electromagnetic and weak interaction processes, allowing diverse detailed-balance back-reactions to influence the primordial strangeness abundance.

In the primordial Universe in the the cosmic plasma muons of mass $m_\mu = 105.66$ MeV can be produced by the following interaction processes [29, 115]

$$\gamma + \gamma \longrightarrow \mu^+ + \mu^-, \quad e^+ + e^- \longrightarrow \mu^+ + \mu^-, \quad (5.3)$$

$$\pi^- \longrightarrow \mu^- + \bar{\nu}_\mu, \quad \pi^+ \longrightarrow \mu^+ + \nu_\mu. \quad (5.4)$$

The back reactions for all above processes are in detailed balance, provided all particles shown on the right hand side (RHS) exist in chemical abundance equilibrium in the primordial Universe. We recall the empty space (no plasma) at rest lifetime of charged pions $\tau_\pi = 2.6033 \times 10^{-8}$ s. We note that neutral pions decay much faster $\tau_{\pi^0} = 8.43 \times 10^{-17}$ s.

Any of the produced muons can decay via the well known reactions

$$\mu^- \rightarrow \nu_\mu + e^- + \bar{\nu}_e, \quad \mu^+ \rightarrow \bar{\nu}_\mu + e^+ + \nu_e, \quad (5.5)$$

with the empty space (no plasma) at rest lifetime $\tau_\mu = 2.197 \times 10^{-6}$ s.

The temperature range of our interests is the Universe when $m_\mu \gg T$. In this case the Boltzmann approximation is appropriate for studying massive particles such as muons and pions. The thermal decay rate per volume and time for muons μ^\pm (and pions π^\pm) in the Boltzmann limit are given by [117]:

$$R_\mu = \frac{g_\mu}{2\pi^2} \left(\frac{T^3}{\tau_\mu} \right) \left(\frac{m_\mu}{T} \right)^2 K_1(m_\mu/T), \quad (5.6)$$

$$R_\pi = \frac{g_\pi}{2\pi^2} \left(\frac{T^3}{\tau_\pi} \right) \left(\frac{m_\pi}{T} \right)^2 K_1(m_\pi/T), \quad (5.7)$$

where the lifespan of μ^\pm and π^\pm in the vacuum were given above. This rate accounts for both the density of particles in chemical abundance equilibrium and the effect of

time dilation present when particles are in thermal motion with respect to observer at rest in the local reference frame. The quantum effects of Fermi blocking or boson stimulated emission have been neglected using Boltzmann statistics.

Muon production processes

The thermal averaged reaction rate per volume for the reaction $a\bar{a} \rightarrow b\bar{b}$ in Boltzmann approximation is given by [51]

$$R_{a\bar{a} \rightarrow b\bar{b}} = \frac{g_a g_{\bar{a}}}{1+I} \frac{T}{32\pi^4} \int_{s_{th}}^{\infty} ds \frac{s(s-4m_a^2)}{\sqrt{s}} \sigma_{a\bar{a} \rightarrow b\bar{b}} K_1(\sqrt{s}/T), \quad (5.8)$$

where s_{th} is the threshold energy for the reaction, $\sigma_{a\bar{a} \rightarrow b\bar{b}}$ is the cross-section for the given reaction, and K_1 is the modified Bessel function of integer order “1”. We introduce the factor $1/1+I$ to avoid the double counting of indistinguishable pairs of particles; we have $I=1$ for an identical pair and $I=0$ for a distinguishable pair.

The leading order invariant matrix elements for the reactions $e^+ + e^- \rightarrow \mu^+ + \mu^-$ and $\gamma + \gamma \rightarrow \mu^+ + \mu^-$, are introduced in this work by [74]

$$|M_{e\bar{e} \rightarrow \mu\bar{\mu}}|^2 = 32\pi^2 \alpha^2 \frac{(m_\mu^2 - t)^2 + (m_\mu^2 - u)^2 + 2m_\mu^2 s}{s^2}, \quad m_\mu \gg m_e, \quad (5.9)$$

$$|M_{\gamma\gamma \rightarrow \mu\bar{\mu}}|^2 = 32\pi^2 \alpha^2 \left[\left(\frac{m_\mu^2 - u}{m_\mu^2 - t} + \frac{m_\mu^2 - t}{m_\mu^2 - u} \right) + 4 \left(\frac{m_\mu^2}{m_\mu^2 - t} + \frac{m_\mu^2}{m_\mu^2 - u} \right) - 4 \left(\frac{m_\mu^2}{m_\mu^2 - t} + \frac{m_\mu^2}{m_\mu^2 - u} \right)^2 \right], \quad (5.10)$$

where s, t, u are the Mandelstam variables. The cross-section required in Eq. (5.8) can be obtained by integrating the matrix elements Eq. (5.9) and Eq. (5.10) over the Mandelstam variable t [117]. We have

$$\sigma_{e\bar{e} \rightarrow \mu\bar{\mu}} = \frac{64\pi\alpha^2}{48\pi} \left(\frac{1 + 2m_\mu^2/s}{s - 4m_e^2} \right) \beta, \quad \beta = \sqrt{1 - \frac{4m_\mu^2}{s}}, \quad (5.11)$$

$$\sigma_{\gamma\gamma \rightarrow \mu\bar{\mu}} = \frac{\pi}{2} \left(\frac{\alpha}{m_\mu} \right)^2 (1 - \beta^2) \left[(3 - \beta^4) \ln \frac{1 + \beta}{1 - \beta} - 2\beta(2 - \beta^2) \right]. \quad (5.12)$$

Substituting the cross-sections into Eq. (5.8) we obtain the production rates for $e\bar{e} \rightarrow \mu\bar{\mu}$ and $\gamma\gamma \rightarrow \mu\bar{\mu}$, respectively.

As the temperature decreases in the expanding Universe, the initially dominant production rates ($e\bar{e}, \gamma\gamma \rightarrow \mu\bar{\mu}$) decrease with decreasing temperature, and eventually cross the μ^\pm decay rates. The muon abundance disappears as soon as any known decay rate is faster than the fastest production rate. In Fig. 45 we show the invariant thermal reaction rates per volume and time for rates of relevance, as a function of temperature T . It is important to first note that the pion decay rate (short-long dashed, black) is smaller compared to the other rates in the domain of temperatures we are interested. The weak decay rate of the muon is shown by dotted line (green). The dominant reactions for μ^\pm production are $\gamma + \gamma \rightarrow \mu^+ + \mu^-$ (dashed, blue) and $e^+ + e^- \rightarrow \mu^+ + \mu^-$ (dashed, red), the solid line (violet) shows the sum of both rates.

The total μ^\pm production rate crosses the decay rate at temperature $T_{disappear} \approx 4.195$ MeV. Due to the relatively slow expansion of the Universe, the disappearance of

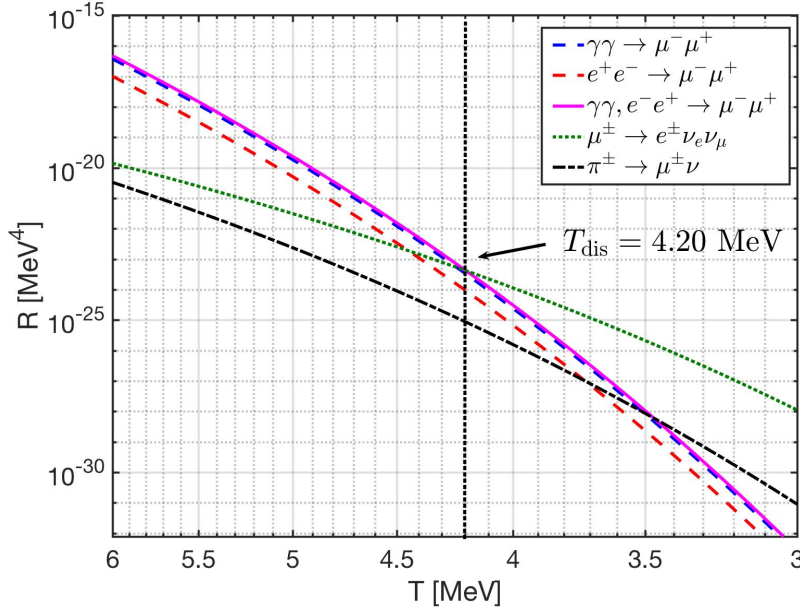


Fig. 45. The thermal reaction rate per time and volume for different muon reactions as a function of temperature. See text. *Published in Ref. [1] under the CC BY 4.0 license. Adapted from Ref. [29, 115]*

muons is sudden, and the abundance of muons vanishes as soon as a fast microscopic decay rate surpasses the total production rate. We see that irrespective of charged pion abundance, muons persist until the Universe cools below the temperature $T_{\text{disappear}} = 4.195$ MeV, below that temperature the dominant reaction is the muon decay.

Comparison of muon and baryon abundance

It is of interest to explore and to compare the muon inventory in the Universe with the baryon number inventory. Considering the number density for nonrelativistic μ^\pm in the Boltzmann approximation, we obtain

$$n_{\mu^\pm} = \frac{g_{\mu^\pm}}{2\pi^2} T^3 \left(\frac{m_\mu}{T}\right)^2 K_2(m_\mu/T) = g_{\mu^\pm} \left(\frac{m_\mu T}{2\pi}\right)^{3/2} e^{-m_\mu/T}. \quad (5.13)$$

The ration of the number density between n_{μ^\pm} and baryons n_B can be written as follows

$$\frac{n_{\mu^\pm}}{n_B} = \frac{n_{\mu^\pm}}{\sigma} \frac{\sigma}{n_B} = \frac{n_{\mu^\pm}}{\sigma} \left[\frac{\sigma}{n_B} \right]_{t_0}, \quad (5.14)$$

where we assume that σ/n_B the ratio of entropy to baryon number remains constant and t_0 represent present day value. The present value is given by $(n_B/\sigma)_{t_0} \approx 8.69 \times 10^{-11}$. We recall, see Fig. 2, that the entropy density σ can be characterized introducing g_*^s , the total number of ‘entropic’ degrees of freedom, see Eq. (1.25). For temperature $10 \text{ MeV} > T > 3 \text{ MeV}$, the massless photons, nearly relativistic electrons and positrons, and practically massless neutrinos contribute to the count of degrees

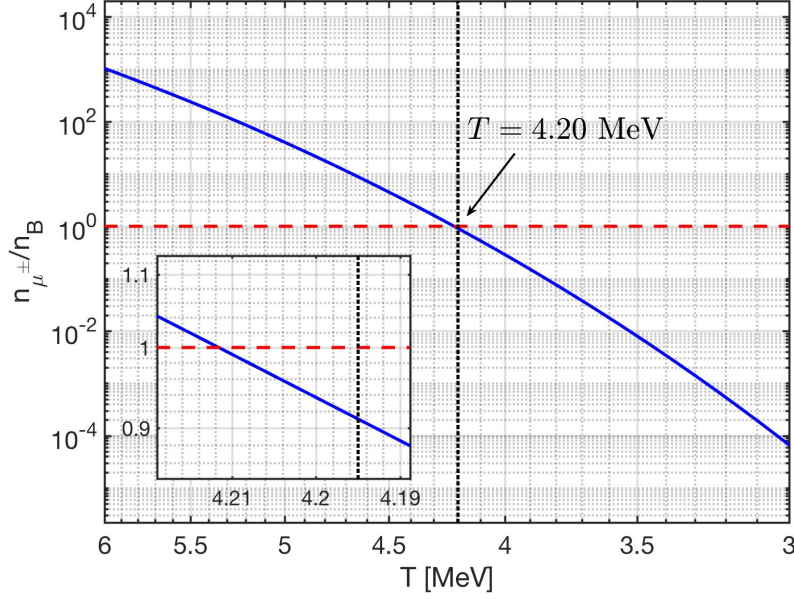


Fig. 46. The density ratio between μ^\pm and baryons as a function of temperature. The density ratio at muon disappearance temperature is $n_{\mu^\pm}/n_B(T_{\text{disappear}}) \approx 0.911$, and around the temperature $T \approx 4.212$ MeV the computed density ratio $n_{\mu^\pm}/n_B \approx 1$. *Published in Ref. [1] under the CC BY 4.0 license. Adapted from Ref. [29, 115]*

of freedom g_*^s . In this case, the number density between n_{μ^\pm} and baryon n_B in the temperature interval we consider $10 \text{ MeV} > T > 3 \text{ MeV}$ is given by

$$\frac{n_{\mu^\pm}}{n_B} = \frac{45}{2\pi^2} \frac{g_{\mu^\pm}}{g_*^s} \left(\frac{m_\mu}{2\pi T} \right)^{3/2} e^{-m_\mu/T} \left(\frac{\sigma}{n_B} \right)_{t_0}. \quad (5.15)$$

In Fig. 46 we show the muon to baryon density ratio Eq. (5.15) as a function of T . We see that the very small muon pair abundance at $T = 10$ MeV exceeds that of residual baryons by a large factor 500,000, while at muon disappearance temperature $n_{\mu^\pm}/n_B(T_{\text{disappear}}) \approx 0.911$. The number density n_{μ^\pm} and n_B abundances are equal at the temperature $T_{\text{equal}} \approx 4.212 \text{ MeV} > T_{\text{disappear}}$.

The primary insight is that aside of protons, neutrons and other nonrelativistic particles, both positively and negatively charged muons μ^\pm are present in thermal equilibrium and in non-negligible abundance exceeding baryon abundance down to $T > T_{\text{dissappear}} \approx 4.195 \text{ MeV}$. This coincidence, muon and baryon abundance being practically equal at temperature of muon disappearance, surprised us. We do not know if there is a physics content in this observation.

5.2 Cosmic electron-positron plasma and BBN

Following on the neutrino freeze-out at $T \approx 2 \text{ MeV}$, the Universe is dominated by the electron-positron-photon QED plasma. In this section, we derive the electron-positron density and chemical potential required for local charge neutrality of the Universe to show that during the normal BBN temperature range $86.7 \text{ keV} > T_{\text{BBN}} > 50 \text{ keV}$ [30]

the Universe was filled with a dense electron-positron pair-plasma dotted with a dispersed baryonic matter dust.

We examine the microscope collision properties of the electron-positron plasma in the primordial Universe allowing us to use appropriately generalized methods of plasma physics in a study of the role of the e^+e^- plasma in the primordial Universe. The time scale of Universe expansion H^{-1} is orders of magnitude larger than the microscopic reaction time scales of interest for all processes we consider, the dynamical processes we consider are thus occurring in expanding, but stationary Universe.

Electron chemical potential and number density

We obtain the dependence of electron chemical potential, and hence e^+e^- density, as a function of the photon background temperature T by employing the following physical principles

1. Charge neutrality of the Universe:

$$n_{e^-} - n_{e^+} = n_p - n_{\bar{p}} \approx n_p, \quad (5.16)$$

where n_ℓ denotes the number density of particle type ℓ .

2. Neutrinos decouple (freeze-out) at a temperature $T_f \simeq 2 \text{ MeV}$, after which they free stream through the Universe with an effective temperature [8]

$$T_\nu(t) = T_f \frac{a(t_f)}{a(t)}, \quad (5.17)$$

where $a(t)$ is the Friedmann-Lemaître-Robertson-Walker (FLRW) Universe scale factor (see cosmology primer Sec. 1.3) which is a function of cosmic time t , and t_f represents the cosmic time when neutrino freezes out.

3. The total comoving entropy is conserved. At $T \leq T_f$, the dominant contributors to entropy are photons, e^+e^- , and neutrinos. In addition, after neutrino freeze out, neutrino comoving entropy is independently conserved [8]. This implies that the combined comoving entropy in $e^+e^-\gamma$ is also conserved for $T \leq T_f$.

Motivated by the fact that comoving entropy in γ, e^+e^- is conserved after neutrino freeze-out, we rewrite the charge neutrality condition, Eq. (5.16), in the form

$$n_{e^-} - n_{e^+} = X_p \frac{n_B}{\sigma_{\gamma, e^\pm}} \sigma_{\gamma, e^\pm}, \quad X_p \equiv \frac{n_p}{n_B}, \quad (5.18)$$

where n_B is the number density of baryons, s_{γ, e^\pm} is the combined entropy density in photons, electrons, and positrons. During the Universe expansion, the comoving entropy and baryon number are conserved quantities; hence the ratio $n_B/\sigma_{\gamma, e^\pm}$ is conserved. We have

$$\frac{n_B}{\sigma_{\gamma, e^\pm}} = \left(\frac{n_B}{\sigma_{\gamma, e^\pm}} \right)_{t_0} = \left(\frac{n_B}{\sigma_\gamma} \right)_{t_0} = \left(\frac{n_B}{n_\gamma} \right)_{t_0} \left(\frac{n_\gamma}{s_\gamma} \right)_{t_0}, \quad (5.19)$$

where the subscript t_0 denotes the present day value, and the second equality is obtained by observing that the present day e^+e^- -entropy density is negligible compared to the photon entropy density. We can evaluate the ratio introducing the present day baryon-to-photon ratio: $B/N_\gamma = n_B/n_\gamma = 0.605 \times 10^{-9}$ as obtained from the Cosmic Microwave Background (CMB) [21], and the entropy per particle for a massless boson: $(s/n)_{\text{boson}} \approx 3.602$.

The total entropy density of photons, electrons, and positrons can be written as

$$\sigma_{\gamma,e^\pm} = \frac{2\pi^2}{45} g_\gamma T^3 + \frac{\rho_{e^\pm} + P_{e^\pm}}{T} - \frac{\mu_e}{T} (n_{e^-} - n_{e^+}), \quad (5.20)$$

where $\rho_{e^\pm} = \rho_{e^-} + \rho_{e^+}$ and $P_{e^\pm} = P_{e^-} + P_{e^+}$ are the total energy density and pressure of electrons and positron respectively.

By incorporating Eq. (5.18) and Eq. (5.20), the charge neutrality condition can be expressed as

$$\left[1 + X_p \left(\frac{n_B}{n_\gamma} \right)_{t_0} \left(\frac{n_\gamma}{\sigma_\gamma} \right)_{t_0} \frac{\mu_e}{T} \right] \frac{n_{e^-} - n_{e^+}}{T^3} = X_p \left(\frac{n_B}{n_\gamma} \right)_{t_0} \left(\frac{n_\gamma}{\sigma_\gamma} \right)_{t_0} \left(\frac{2\pi^2}{45} g_\gamma + \frac{\rho_{e^\pm} + P_{e^\pm}}{T^4} \right). \quad (5.21)$$

Using the Fermi distribution, the number density of electrons over positrons in the primordial Universe is given by

$$\begin{aligned} n_{e^-} - n_{e^+} &= \frac{g_e}{2\pi^2} \left[\int_0^\infty \frac{p^2 dp}{\exp((E - \mu_e)/T) + 1} - \int_0^\infty \frac{p^2 dp}{\exp((E + \mu_e)/T) + 1} \right] \\ &= \frac{g_e}{2\pi^2} T^3 \tanh(b_e) M_e^3 \int_1^\infty \frac{\zeta \sqrt{\zeta^2 - 1} d\zeta}{1 + \cosh(M_e \zeta) / \cosh(b_e)}, \end{aligned} \quad (5.22)$$

where we have introduced the dimensionless variables as follows:

$$\zeta = \frac{E}{m_e}, \quad M_e = \frac{m_e}{T}, \quad b_e = \frac{\mu_e}{T}. \quad (5.23)$$

Substituting Eq. (5.22) into Eq. (5.21) and giving the value of X_p , then the charge neutrality condition can be solved to determine μ_e/T as a function of M_e and T .

In Fig. 47 (left axis), we show (left axis, brown line) the electron chemical potential as a function of temperature we obtain solving Eq. (5.21) numerically employing the following parameters: proton concentration $X_p = 0.878$ as derived from observation [21] and $n_B/n_\gamma = 6.05 \times 10^{-10}$ from CMB. We can see the value of chemical potential is comparatively small $\mu_e/T \approx 10^{-6} \sim 10^{-7}$ during the BBN epoch temperature range, implying a very small asymmetry in the number of electrons and positrons in plasma is needed to neutralize proton charge.

The ratio of electron (positron) number density to baryon density, right axis in Fig. 47, shows that the Universe was filled with an electron-positron rich plasma during the BBN temperature range epoch in the (approximate) temperature range $86 \text{ keV} > T_{\text{BBN}} > 50 \text{ keV}$. When the temperature is *e.g.* around $T = 70 \text{ keV}$, the density of electrons and positrons is comparatively large $n_{e^\pm} \approx 10^7 n_B$. At 90 keV , the electron and positron density is near the solar core density, compare Fig. 19 in Ref. [1]. Near and below the temperature $T = 20.3 \text{ keV}$, the positron density decreases rapidly, transforming the pair-plasma into an electron-baryon plasma.

QED plasma damping rate

The reactions of interest for the evaluation of the QED plasma damping are the (inverse) Compton scattering, the Møller scattering, and the Bhabha scattering, respectively

$$e^\pm + \gamma \longrightarrow e^\pm + \gamma, \quad e^\pm + e^\pm \longrightarrow e^\pm + e^\pm, \quad e^\pm + e^\mp \longrightarrow e^\pm + e^\mp. \quad (5.24)$$

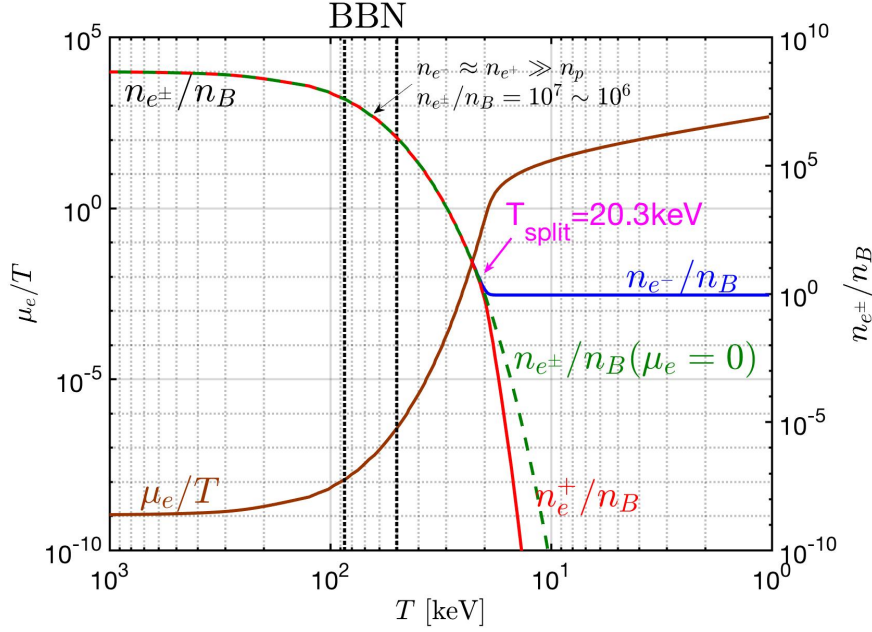


Fig. 47. Left axis: The chemical potential of electrons μ_e/T as a function of temperature (solid (brown) line). Right axis: the ratio of electron (positron) number density to baryon density as a function of temperature. The solid blue line is the electron density, the red line is the positron density, and the green dashed line is obtained setting for comparison $\mu_e = 0$. The vertical black dotted lines are bounds of BBN epoch. *Published in Ref. [216] under the CC BY 4.0 license. Adapted from Ref. [29]*

The general formula for thermal reaction rate per volume is discussed in [51] (Eq.(17.16), Chapter 17). For inverse Compton scattering we have

$$R_{e^\pm\gamma} = \frac{g_e g_\gamma}{16 (2\pi)^5} T \int_{m_e^2}^{\infty} ds \frac{K_1(\sqrt{s}/T)}{\sqrt{s}} \int_{-(s-m_e^2)^2/s}^0 dt |M_{e^\pm\gamma}|^2, \quad (5.25)$$

and for Møller and Bhabha reactions we have

$$R_{e^\pm e^\pm} = \frac{g_e g_e}{16 (2\pi)^5} T \int_{4m_e^2}^{\infty} ds \frac{K_1(\sqrt{s}/T)}{\sqrt{s}} \int_{-(s-4m_e^2)}^0 dt |M_{e^\pm e^\pm}|^2, \quad (5.26)$$

$$R_{e^\pm e^\mp} = \frac{g_e g_e}{16 (2\pi)^5} T \int_{4m_e^2}^{\infty} ds \frac{K_1(\sqrt{s}/T)}{\sqrt{s}} \int_{-(s-4m_e^2)}^0 dt |M_{e^\pm e^\mp}|^2, \quad (5.27)$$

where g_i is the degeneracy of particle i , $|M|^2$ is the matrix element for a given reaction, K_1 is the Bessel function of order 1, and s, t, u are Mandelstam variables. The leading order matrix element associated with inverse Compton scattering can be expressed in the Mandelstam variables [224, 225] we have

$$|M_{e^\pm\gamma}|^2 = 32\pi^2 \alpha^2 \left[4 \left(\frac{m_e^2}{m_e^2 - s} + \frac{m_e^2}{m_e^2 - u} \right)^2 - \frac{4m_e^2}{m_e^2 - s} - \frac{4m_e^2}{m_e^2 - u} - \frac{m_e^2 - u}{m_e^2 - s} - \frac{m_e^2 - s}{m_e^2 - u} \right], \quad (5.28)$$

and for Møller and Bhabha scattering we have

$$|M_{e^\pm e^\pm}|^2 = 64\pi^2\alpha^2 \left[\frac{s^2 + u^2 + 8m_e^2(t - m_e^2)}{2(t - m_\gamma^2)^2} + \frac{s^2 + t^2 + 8m_e^2(u - m_e^2)}{2(u - m_\gamma^2)^2} + \frac{(s - 2m_e^2)(s - 6m_e^2)}{(t - m_\gamma^2)(u - m_\gamma^2)} \right], \quad (5.29)$$

and

$$|M_{e^\pm e^\mp}|^2 = 64\pi^2\alpha^2 \left[\frac{s^2 + u^2 + 8m_e^2(t - m_e^2)}{2(t - m_\gamma^2)^2} + \frac{u^2 + t^2 + 8m_e^2(s - m_e^2)}{2(s - m_\gamma^2)^2} + \frac{(u - 2m_e^2)(u - 6m_e^2)}{(t - m_\gamma^2)(s - m_\gamma^2)} \right], \quad (5.30)$$

where we introduce the photon mass m_γ to account the plasma effect and avoid singularity in reaction matrix elements.

The photon mass m_γ in plasma is equal to the plasma frequency ω_p , where we have [226]

$$m_\gamma^2 = \omega_p^2 = 8\pi\alpha \int \frac{d^3p_e}{(2\pi)^3} \left(1 - \frac{p_e^2}{3E_e^2} \right) \frac{f_e + f_{\bar{e}}}{E_e}, \quad (5.31)$$

where $E_e = \sqrt{p_e^2 + m_e^2}$. In the BBN temperature range $86 \text{ keV} > T_{BBN} > 50 \text{ keV}$ we have $m_e \gg T$ and considering the nonrelativistic limit for electron-positron plasma, we obtain

$$m_\gamma^2 = \frac{4\pi\alpha}{2m_e} \left(\frac{2m_e T}{\pi} \right)^{3/2} e^{-m_e/T} \cosh\left(\frac{\mu_e}{T}\right). \quad (5.32)$$

In the BBN temperature range, we have $\mu_e/T \ll 1$, which implies the equal number of electrons and positrons in plasma.

To discuss the collisions plasma by the linear response theory, it is convenient to define the average relaxation rate for the electron-positron plasma as follows:

$$\kappa = \frac{R_{e^\pm e^\pm} + R_{e^\pm e^\mp} + R_{e^\pm \gamma}}{\sqrt{n_{e^-} n_{e^+}}} \approx \frac{R_{e^\pm e^\pm} + R_{e^\pm e^\mp}}{\sqrt{n_{e^-} n_{e^+}}}, \quad (5.33)$$

where the density function $\sqrt{n_{e^-} n_{e^+}}$ in the Boltzmann limit is given by

$$\sqrt{n_{e^-} n_{e^+}} = \frac{g_e}{2\pi^3} T^3 \left(\frac{m_e}{T} \right)^2 K_2(m_e/T). \quad (5.34)$$

In Fig. 48, we show the reaction rates for Møller reaction, Bhabha reaction, and inverse Compton scattering as a function of temperature. For temperatures $T > 12.0 \text{ keV}$, the dominant reactions in plasma are Møller and Bhabha scatterings between electrons and positrons. Thus in the BBN temperature range, we can neglect the inverse Compton scattering. The total relaxation rate κ (black line) is approximately constant, $\kappa = 10 \sim 12 \text{ keV}$, during the BBN. However, at $T < 20.3 \text{ keV}$ the relaxation rate κ decreases rapidly because the plasma changes its nature when positrons disappear.

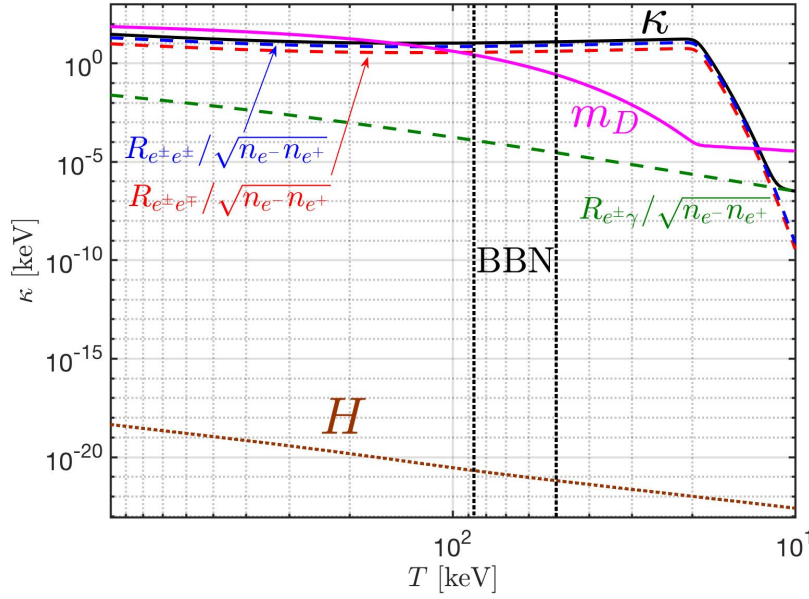


Fig. 48. The relaxation rate κ (black line) as a function of temperature in the nonrelativistic electron-positron plasma, compared to reaction rates for Møller reaction $e^- + e^- \rightarrow e^- + e^-$ (blue dashed line), Bhabha reaction $e^- + e^+ \rightarrow e^- + e^+$ (red dashed line), and inverse Compton scattering $e^- + \gamma \rightarrow e^- + \gamma$ (green dashed line) respectively. The Debye mass $m_D = \omega_p \sqrt{m_e/T}$ (purple line) is also shown. *Published in Ref. [216] under the CC BY 4.0 license. Adapted from Ref. [29]*

Self-consistent damping rate

In electron-positron plasma, the photon mass m_γ^2 appears in the transition matrices for Møller and Bhabha reactions, which is one of important parameters in the calculation of the relaxation rate in e^\pm plasma. When evaluating Møller and Bhabha scattering, we included as is common practice the temperature-dependent mass of the photon obtained in plasma theory without damping. However, in general, the effective mass of the photon depends at a given temperature on all properties of the QED plasma.

Considering the linear response theory, the dispersion relation for the photon in nonrelativistic e^\pm plasma is given by [98]

$$w^2 = |k|^2 + \frac{w}{w + i\kappa} w_{pl}^2, \quad (5.35)$$

where w_{pl} is the plasma frequency and κ is the average collision rate of e^\pm plasma. The effective plasma frequency in damped plasma can be solved by considering the case $|k|^2 = 0$ [98]

$$w_\pm = -i\frac{\kappa}{2} \pm \sqrt{w_{pl}^2 - \frac{\kappa^2}{4}}. \quad (5.36)$$

The result shows that the plasma frequency in damped plasma w_\pm is a function of κ which we are computing using the effective plasma photon mass.

The effective photon mass in damped plasma is also a function of the scattering rate. We have

$$m_\gamma = w_\pm(w_{pl}, \kappa) = m_\gamma(w_{pl}, \kappa), \quad (5.37)$$

where the photon mass $m_\gamma = w_+$ for the under-damped plasma $w_{pl} > \kappa/2$, and $m_\gamma = w_-$ for over-damped plasma $w_{pl} < \kappa/2$. Eq. (5.37) shows that computed damping strength κ is the dominant scale for collisional plasma and it is also the main parameter determining the photon mass in plasma.

Substituting the effective photon mass Eq. (5.37) into the definition of the average relaxation rate Eq. (5.33), we obtain a self-consistent equation for damping rate κ

$$\kappa \left[\frac{g_e}{2\pi^3} T^3 \left(\frac{m_e}{T} \right)^2 K_2(m_e/T) \right] = \frac{g_e g_e}{32\pi^4} T \int_{4m_e^2}^{\infty} ds \frac{s(s - 4m_e^2)}{\sqrt{s}} K_1(\sqrt{s}/T) \times \quad (5.38)$$

$$\left[\sigma_{e^\pm e^\pm}(s, w_{pl}, \kappa) + \sigma_{e^\pm e^\mp}(s, w_{pl}, \kappa) \right],$$

where the cross-sections depend on the parameter w_{pl} and κ , and the variable κ appears on both sides of the equation so we need solve the equation numerically to determine the κ value that satisfies this condition.

Depending on the nature of the plasma (overdamped or underdamped plasma), we can establish the photon mass in collision plasma based on two distinct conditions as follows:

- Case 1. The plasma frequency is larger than the collision rate $w_{pl} > \kappa/2$, we have

$$m_\gamma = w_+ = -i\frac{\kappa}{2} + \sqrt{w_{pl}^2 - \frac{\kappa^2}{4}}. \quad (5.39)$$

- Case 2. The plasma frequency is smaller than the collision rate $w_{pl} < \kappa/2$, we have

$$m_\gamma = w_- = -i \left(\frac{\kappa}{2} + \sqrt{\frac{\kappa^2}{4} - w_{pl}^2} \right). \quad (5.40)$$

In Fig. 49 we see that during the BBN epoch $50 \leq T \leq 86$ keV, the plasma frequency is smaller than the collision rate $w_{pl} < \kappa/2$. In this case, the effective photon mass in collision plasma is given by the overdamped relation Eq. (5.40). This result is valid for $T > 20.3$ keV. For temperature $T < 20.3$ keV, the composition turns into electron and proton plasma, which is beyond our current study because of assumed (for simplicity) equal numbers of electrons and positrons.

To calculate the effective cross-sections for Møller and Bhabha scattering we need in the overdamped regime to account for the imaginary photon mass in the calculation of reaction matrix elements. This imaginary part of the photon mass accounts for the decay in sense of propagation range of the massive photon in plasma. We now make a first estimate of the effect of self-consistent real part of the photon mass on the damping rate κ , we leave the photon decay to a future study.

For BBN temperature $50 \leq T \leq 86$ keV, we have $w_{pl} < \kappa$ and the effective photon mass can be approximated as

$$m_\gamma^2 = w_- w_-^* = \left(\frac{\kappa}{2} + \sqrt{\frac{\kappa^2}{4} - w_{pl}^2} \right)^2 = \frac{\kappa^2}{2} \left[\left(1 - \frac{2w_{pl}^2}{\kappa^2} \right) + \sqrt{1 - \frac{4w_{pl}^2}{\kappa^2}} \right]$$

$$= \frac{\kappa^2}{2} \left[\left(1 - \frac{2w_{pl}^2}{\kappa^2} \right) + \left(1 - \frac{2w_{pl}^2}{\kappa^2} + \dots \right) \right] \approx \kappa^2, \quad (5.41)$$

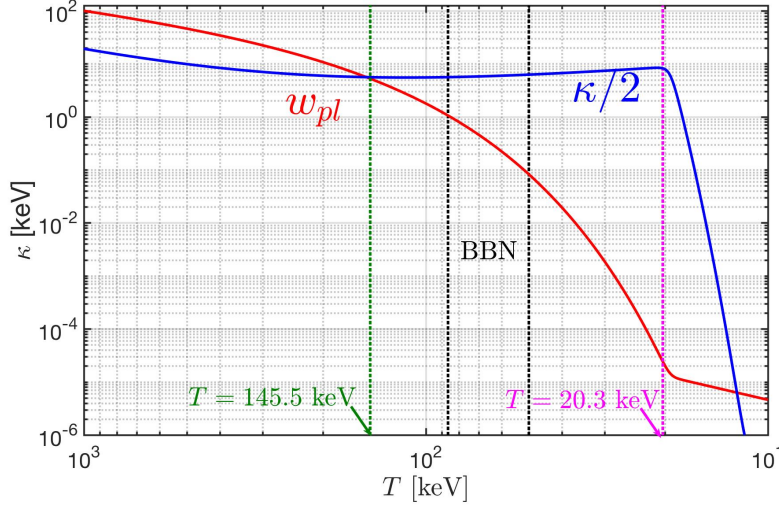


Fig. 49. The relaxation rate $\kappa/2$ (blue line) and plasma frequency ω_{pl} (red line) as a function of temperature in nonrelativistic electron-positron plasma. Vertical green dashed line indicates the boundary between over- and under-damped plasma at $T < 145.5$ keV which is before the BBN epoch (vertical black lines). Temperature domain of validity is above disappearance of positrons (vertical line at 20.3 keV). *Adapted from Ref. [29]*

where we consider the limit $w_{pl}^2/\kappa^2 \ll 1$ and effective photon mass is equal to the average collision rate in plasma $m_\gamma^2 \approx \kappa$.

Substituting the photon mass $m_\gamma^2 = \kappa^2$ for overdamped plasma into the relaxation rate of electron-positron Eq. (5.38), and introducing the following dimensionless variables

$$x = \sqrt{s}/T, \quad a = m_\gamma/T = \kappa/T, \quad b = m_e/T, \quad (5.42)$$

the relaxation rate of electron-positron can be written as

$$\begin{aligned} & \left[\frac{g_e}{2\pi^2} T^4 \left(\frac{m_e}{T} \right)^2 K_2(m_e/T) \right] \left(\frac{\kappa}{T} \right) \\ &= \frac{g_e^2 \alpha^2}{8\pi^3} T^4 \int_{2b}^{\infty} dx K_1(x) [\mathcal{F}_{e^\pm e^\pm}(x, \kappa/T) + \mathcal{F}_{e^\pm e^\mp}(x, \kappa/T)], \end{aligned} \quad (5.43)$$

where the functions $\mathcal{F}_{e^\pm e^\pm}$ and $\mathcal{F}_{e^\pm e^\mp}$ are given by

$$\begin{aligned} \mathcal{F}_{e^\pm e^\pm}(x, a = \kappa/T) = & \left\{ 2 \left[3a^2 + 4b^2 + \frac{4(b^4 - a^4)}{x^2 - 4b^2 + 2a^2} \right] \ln \left(\frac{a^2}{x^2 - 4b^2 + a^2} \right) \right. \\ & \left. + \frac{(x^2 - 4b^2)(8b^4 + 2a^4 + 3a^2x^2 + 2x^4 - 4b^2(2x^2 + a^2))}{a^2(x^2 - 4b^2 + a^2)} \right\} \end{aligned} \quad (5.44)$$

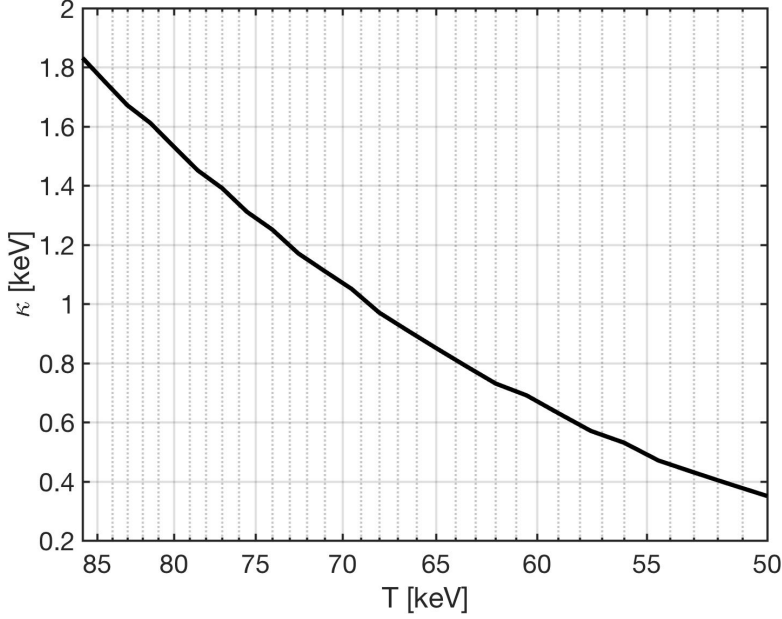


Fig. 50. The relaxation rate κ that satisfies Eq. (5.43) self-consistently as a function of temperature $50 \leq T \leq 86$ keV. The minor fluctuations are due to limited numerical precision. Adapted from Ref. [29]

and

$$\mathcal{F}_{e^\pm e^\mp}(x, a = \kappa/T) = \left\{ \frac{2x^2(a^2 + x^2) - 4b^4}{x^2 - a^2} \ln \left(\frac{a^2}{x^2 - 4b^2 + a^2} \right) + \frac{(x^2 - 4b^2)(3x^2 + 4b^2 + 2a^2)}{(x^2 - a^2)} + \frac{x^6 - 12b^4x^2 - 16b^6}{3(x^2 - a^2)^2} + \frac{(x^2 - 4b^2)(8b^4 + 2a^4 + 3a^2x^2 + 2x^4 - 4b^2(2x^2 + a^2))}{a^2(x^2 - 4b^2 + a^2)} \right\}. \quad (5.45)$$

We solve Eq. (5.43) numerically. In Fig. 50, we plot the resultant relaxation rate κ that satisfies Eq. (5.43) as a function of temperature $50 \text{ keV} \leq T \leq 86 \text{ keV}$. The result shows that in the the BBN temperature range, the overdamping is considerably reduced: We remember that we started with $w_{pl} < \kappa$, and the effective photon mass $m_\gamma^2 = \kappa^2$. Now we obtain a relaxation rate $\kappa = 1.832 \sim 0.350$ keV during BBN epoch, which is smaller than the relaxation rate without damping effect on the photon mass, compare Fig. 48, where the relaxation rate $\kappa = 10 \sim 12$ keV during the BBN epoch is shown.

This first estimate of self-consistent plasma damping shows high sensitivity, demonstrating the need for a full self-consistent evaluation of damping rate in plasma within the context of a well-defined, self-consistent approach, where both damping and photon properties in plasma are determined in a mutually consistent manner, a project which is well ahead of the current state of the art and which is well beyond the scope of this report.

5.3 Temperature dependence of the neutron lifespan

Understanding neutrons

Element production during BBN is influenced by several parameters, e.g. baryon to photon ratio η_γ , number of neutrino species N_ν , and neutron to proton ratio X_n/X_p , as controlled by both the dynamics of neutron freeze-out at temperature $T_f \approx 0.8$ MeV and neutron lifetime.

Since about 200 seconds, about 25% of neutron lifespan, pass between neutron freeze-out, and BBN neutron burn at $T \approx 0.07$ MeV, the in plasma neutron lifetime is one of the important parameters controlling BBN element yields [30]. However, the neutron population dynamics and decay within the cosmic plasma medium with large abundances of neutrinos and e^+e^- -pairs is not the same as in effective vacuum laboratory environment. The medium influence on particle decay was discussed for example by Kuznetsova et al [117], we will further develop and use this method in order to explore how cosmic primordial plasma influences neutron population dynamics.

After freeze-out when weak interaction scattering processes slow down to allow neutron abundance to free-stream, neutron abundance remains subject to natural decay

$$n \longrightarrow p + e + \bar{\nu}_e . \quad (5.46)$$

The current experimental neutron lifetime remains method dependent, with a few second discrepancy, we adopt here the value $\tau_n^0 = 880.2 \pm 1.0$ sec. However measurements using magneto-gravitational traps unlike beam experiments find a bit shorter value, 877.7 ± 0.7 sec [227]. In the standard BBN the neutron abundance when nucleosynthesis begins is assumed to be [30]

$$X_n(T_{BBN}) = X_n^f \exp\left(-\frac{t_{BBN} - t_f}{\tau_n^0}\right) \approx 0.13 . \quad (5.47)$$

The normalizing neutron freeze-out yield X_n^f is in terms of abundances

$$X_n^f \equiv \frac{n_n^f}{n_n^f + n_p^f} = \frac{n_n^f/n_p^f}{1 + n_n^f/n_p^f} , \quad (5.48)$$

where n_n^f and n_p^f are the neutron and proton densities, respectively. The thermal equilibrium yield ratio is, assuming an instantaneous freeze-out

$$\frac{n_n^f}{n_p^f} = \exp(-Q/T_f) , \quad Q = m_n - m_p . \quad (5.49)$$

This value depends on the temperature T_f at which neutrons decouple from the heat bath, and the neutron-proton mass difference (in medium). The values considered in literature are in the range $X_n^f = 0.15 \sim 0.17$ [30]. A dynamical approach to neutron freeze-out is necessary to fully understand X_n^f , we hope to return to this challenge in the near future.

Following freeze-out the neutron is subject to natural decay and normally the neutron lifetime in vacuum τ_n^0 is used to calculate the neutron abundance resulting in the ‘desired’ value $X_n(T_{BBN}) \approx 0.13$, Eq. (5.47) when BBN starts. To improve precision, a dynamically evolving neutron yield needs to be studied and for this purpose we explore here the neutron decay which occurs in medium, not vacuum. This leads to neutron lifespan dependence on temperature of the cosmic medium as the decay occurs for a particle emerged in electron-positron pair plasma and a background of free-streaming neutrinos.

Two physical effects of the medium influence the neutron lifetime in the primordial Universe noticeably:

- Fermi suppression factors from the medium: During the temperature range $T_f \geq T \geq T_{BBN}$, electrons and neutrinos in the background plasma can reduce the neutron decay rate by Fermi suppression to the neutron decay rate. Furthermore, the neutrino background can still provide the suppression after electron/positron pair annihilation becomes nearly complete.
- Photon reheating: When $T \ll m_e$ the electron/positron annihilation occurs, the entropy from e^\pm is fed into photons, leading to photon reheating. The already decoupled (frozen-out) neutrinos remain undisturbed. Therefore, after annihilation we have two different temperatures in cosmic plasma: neutrino temperature T_ν and the photon and proton temperature T respectively.

These two effects will be included in the following exploration of the neutron lifetime in the primordial Universe as a function of T . We show how these effects alter the neutron lifespan and obtain the modification of the neutron yield at the time of BBN. Yet another effect was considered by Kuznetsova et al [117] which is due to time dilation originating in particle thermal motion. In our case for neutrons with $T/m < 10^{-3}$ this effect is negligible. Below we will explicitly assume that the neutron decay is studied in the neutron rest frame.

Decay rate in medium

The invariant matrix element for the neutron decay Eq.(5.46) for nonrelativistic neutron and proton is given by

$$\langle |\mathcal{M}|^2 \rangle \approx 16 G_F^2 V_{ud}^2 m_n m_p (1 + 3g_A^2)(1 + RC) E_{\bar{\nu}} E_e, \quad (5.50)$$

where the Fermi constant is $G_F = 1.1663787 \times 10^{-5} \text{ GeV}^{-2}$, $V_{ud} = 0.97420$ is an element of the Cabibbo-Kobayashi-Maskawa (CKM) matrix [228, 229, 73], and $g_A = 1.2755$ is the axial current constant for the nucleons [228, 230]. We also consider the total effect of all radiative corrections relative to muon decay that have not been absorbed into Fermi constant G_F . The most precise calculation of this correction [230, 229] gives $(1 + RC) = 1.03886$.

In the primordial Universe the neutron decay rate in medium, at finite temperature can be written as [117]

$$\frac{1}{\tau'_n} = \frac{1}{2m_n} \int \frac{d^3 p_{\bar{\nu}}}{(2\pi)^3 2E_{\bar{\nu}}} \frac{d^3 p_p}{(2\pi)^3 2E_p} \frac{d^3 p_e}{(2\pi)^3 2E_e} (2\pi)^4 \delta^4(p_n - p_p - p_e - p_{\bar{\nu}}) \langle |\mathcal{M}|^2 \rangle [1 - f_p(p_p)] [1 - f_e(p_e)] [1 - f_{\bar{\nu}}(p_{\bar{\nu}})], \quad (5.51)$$

where we consider this expression in the rest frame of neutron, *i.e.* $p_n = (m_n, 0)$. The phase-space factors $(1 - f_i)$ are Fermi suppression factors in the medium. The Fermi-Dirac distributions for electron and nonrelativistic proton are given by

$$f_e = \frac{1}{e^{E_e/T} + 1}, \quad (5.52)$$

$$f_p = e^{-E_p/T} = e^{-m_p/T} e^{-p_p^2/2m_p T}. \quad (5.53)$$

For neutrinos, after neutrino/antineutrino kinetic freeze-out they become free streaming particles. If we assume that kinetic freeze out occurs at some time t_k and temperature T_k , then for $t > t_k$ the free streaming distribution function Eq.(3.85) for antineutrinos is

$$f_{\bar{\nu}} = \frac{1}{\exp\left(\sqrt{\frac{E^2 - m_{\bar{\nu}}^2}{T_\nu^2} + \frac{m_{\bar{\nu}}^2}{T_k^2} + \frac{\mu_{\bar{\nu}}}{T_k}}\right) + 1}, \quad T_\nu \equiv \frac{a(t_k)}{a(t)} T_k. \quad (5.54)$$

with the effective neutrino temperature T_ν . In the following calculation, we assume the condition $T_k \gg \mu_{\bar{\nu}}, m_\nu$, *i.e.* we consider the massless neutrino in plasma. Substituting the distributions into the decay rate formula and using the neutron rest frame, the decay rate can be written as

$$\frac{1}{\tau'_n} = \frac{G_F^2 Q^5 V_{ud}^2}{2\pi^3} (1 + 3g_A^2) (1 + RC) \quad (5.55)$$

$$\times \int_{m_e/Q}^1 d\xi \frac{\xi(1-\xi)^2}{\exp(-Q\xi/T) + 1} \frac{\sqrt{\xi^2 - (m_e/Q)^2}}{\exp(-Q(1-\xi)/T_\nu) + 1},$$

where Q was defined in Eq. (5.49) and we integrate using dimensionless variable $\xi = E_e/Q$. From Eq. (5.55), the decay rate in vacuum can be written as

$$\frac{1}{\tau_n^0} = \frac{G_F^2 m_e^5 V_{ud}^2}{2\pi^3} (1 + 3g_A^2) (1 + RC) f', \quad (5.56)$$

where the phase space factor f' is given by

$$f' \equiv \left(\frac{Q}{m_e}\right)^5 \int_{m_e/Q}^1 d\xi \xi(1-\xi)^2 \sqrt{\xi^2 - (m_e/Q)^2} = 1.6360. \quad (5.57)$$

The phase space factor is also modified by the Coulomb correction between electron and proton, proton recoil, nucleon size correction etc. This has been studied by Wilkinson [231], and the phase space factor is given by [228, 73, 231]

$$f = 1.6887. \quad (5.58)$$

These effect amount to adding the factor \mathcal{F} to our calculation

$$\mathcal{F} = \frac{f}{f'} = 1.0322, \quad (5.59)$$

then the neutron lifespan can be written as

$$\tau_n^{\text{Vacuum}} = \frac{\tau_n^0}{\mathcal{F}} = 879.481 \text{ sec}, \quad (5.60)$$

which compares well to the experimental result, $877.7 \pm 0.7 \text{ sec}$ [227].

In the case of plasma medium, we do not expect that these effect (Coulomb correction between electron and proton, proton recoil, nucleon size correction etc) are modified in the cosmic plasma. Thus we adapt the factor into our calculation and the neutron decay rate in the cosmic plasma is given by

$$\frac{1}{\tau_n^{\text{Medium}}} = \frac{G_F^2 Q^5 V_{ud}^2}{2\pi^3} (1 + 3g_A^2) (1 + RC) \mathcal{F} \quad (5.61)$$

$$\times \int_{m_e/Q}^1 d\xi \frac{\xi(1-\xi)^2}{\exp(-Q\xi/T) + 1} \frac{\sqrt{\xi^2 - (m_e/Q)^2}}{\exp(-Q(1-\xi)/T_\nu) + 1}.$$

From Eq. (5.61) we see that the neutron decay rate in the primordial Universe depends on both the photon temperature T and the neutrino effective temperature T_ν .

Photon reheating

After neutrino freeze-out and when $m_e \gg T$, the e^\pm becomes nonrelativistic and annihilate. In this case, their entropy is transferred to the other relativistic particles still present in the cosmic plasma, *i.e.* photons, resulting in an increase in photon temperature as compared to the free-streaming neutrinos. From entropy conservation we have

$$\frac{2\pi}{45} g_*^s(T_k) T_k^3 V_k + S_\nu(T_k) = \frac{2\pi}{45} g_*^s(T) T^3 V + S_\nu(T), \quad (5.62)$$

where we use the subscripts k to denote quantities for neutrino freeze-out and g_*^s counts the degree of freedom for relativistic species in primordial Universe. After neutrino freeze-out, their entropy is conserved independently and the temperature can be written as

$$T_\nu \equiv \frac{a(t_k)}{a(t)} T_k = \left(\frac{V_k}{V} \right)^{1/3} T_k. \quad (5.63)$$

In this case, from entropy conservation, Eq. (5.62), we obtain

$$T_\nu = \frac{T}{\kappa}, \quad \kappa \equiv \left[\frac{g_*^s(T_k)}{g_*^s(T)} \right]^{1/3}. \quad (5.64)$$

From Eq. (5.64) the neutron decay rate in a heat bath can be written as

$$\begin{aligned} \frac{1}{\tau_n^{\text{Medium}}} &= \frac{G_F^2 Q^5 V_{ud}^2}{2\pi^3} (1 + 3g_A^2) (1 + RC) \mathcal{F} \\ &\times \int_{m_e/Q}^1 d\xi \frac{\xi(1-\xi)^2}{\exp(-Q\xi/T) + 1} \frac{\sqrt{\xi^2 - (m_e/Q)^2}}{\exp(-Q(1-\xi)\kappa/T) + 1}. \end{aligned} \quad (5.65)$$

In the high temperature regime, $T \gg Q$, the exponential terms in the Fermi distribution becomes 1 and the decay rate is given by

$$\frac{1}{\tau_n^{\text{Medium}}} = \frac{1}{4} \left(\frac{1}{\tau_n^{\text{Vacuum}}} \right), \quad T \gg Q. \quad (5.66)$$

In Fig. 51, we plot the the neutron lifetime τ_n^{Medium} in plasma as a function of temperature. Fermi-suppression from electron and neutrino increases the neutron lifetime as compared to value in vacuum. At low temperature, $T < 0.2 m_e$, most of the electrons and positrons have annihilated and the main Fermi-blocking comes from the cosmic neutrino background. In this regime, the neutron lifetime depends also on the neutrino temperature, T_ν . For cold neutrinos $T_\nu < T$, the Fermi suppression is smaller than the hot one $T_\nu = T$, the effect is made more visible in the insert.

Neutron abundance

After the neutron freeze-out, the neutron abundance is only affected by the neutron decay. The neutron concentration can be written as

$$X_n = X_n^f \exp \left[- \int_{t_f}^t \frac{dt'}{\tau_n} \right], \quad (5.67)$$

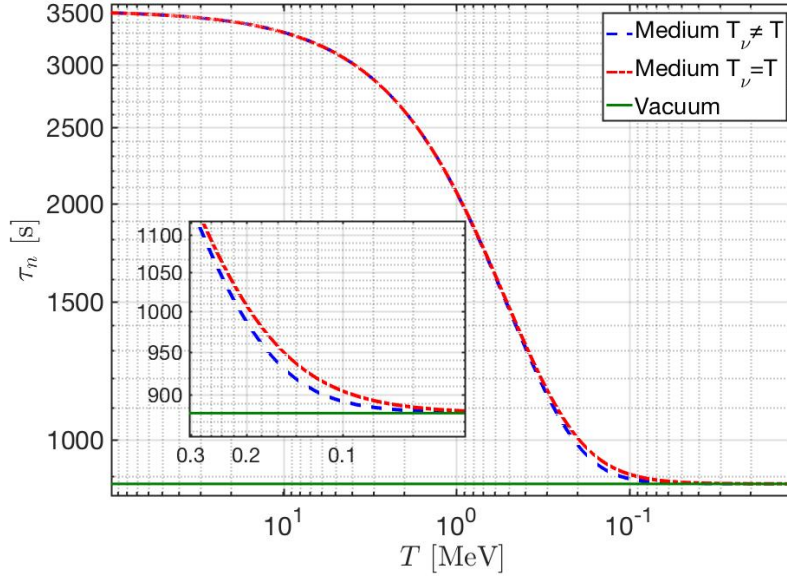


Fig. 51. The neutron lifetime τ_n^{Medium} in the cosmic plasma as a function of temperature. Published in Ref. [232] under the [CC BY 4.0](#) license

where we use the subscripts f to denote quantities at neutron freeze-out. Using Eq. (5.65) and Eq. (5.67), the neutron abundance ratio between plasma medium and vacuum is given by

$$\frac{X_n^{\text{Medium}}}{X_n^{\text{Vacuum}}} = \exp \left[- \int_{t_f}^t dt' \left(\frac{1}{\tau_n'} - \frac{1}{\tau_n^0} \right) \right]. \quad (5.68)$$

In Fig. 52, we show this neutron abundance ratio as a function of temperature. We consider as typical the neutron freeze-out temperature $T_f = 0.08 \text{ MeV}$ and the BBN temperature $T_{\text{BBN}} \approx 0.07 \text{ MeV}$, which yields $X_n^{\text{Medium}}/X_n^{\text{Vacuum}} = 1.064$. Then from Eq. (5.47) the neutron abundance in plasma medium is given by

$$X_n^{\text{Medium}} = 1.064 X_n^{\text{Vacuum}} \approx 0.138. \quad (5.69)$$

In this case, the neutron abundance will increase about 6.4% in the cosmic plasma which should affect the final abundances of the Helium-4 and other light elements in BBN. A further study of neutron decoupling and decay in medium will be needed.

How is BBN impacted?

One of the important parameters of standard BBN is the neutron lifetime, as it affects the neutron abundance after neutron freeze-out at temperature $T_f \approx 0.8 \text{ MeV}$ and before the BBN $T \approx 0.07 \text{ MeV}$.

In the standard BBN model, it is necessary to have a neutron-to-proton ratio $n/p \approx 1/7$ when BBN begins in order to explain the observed values of hydrogen and helium abundance [30]. We have evaluated the effect of Fermi suppression on the neutron lifetime due to the background electron-positron and free-streaming neutrino plasma. We found that in a very hot medium ($T > 10 \text{ MeV}$) the neutron lifetime is lengthened by up to a factor 4. Our method should in principle also be considered in

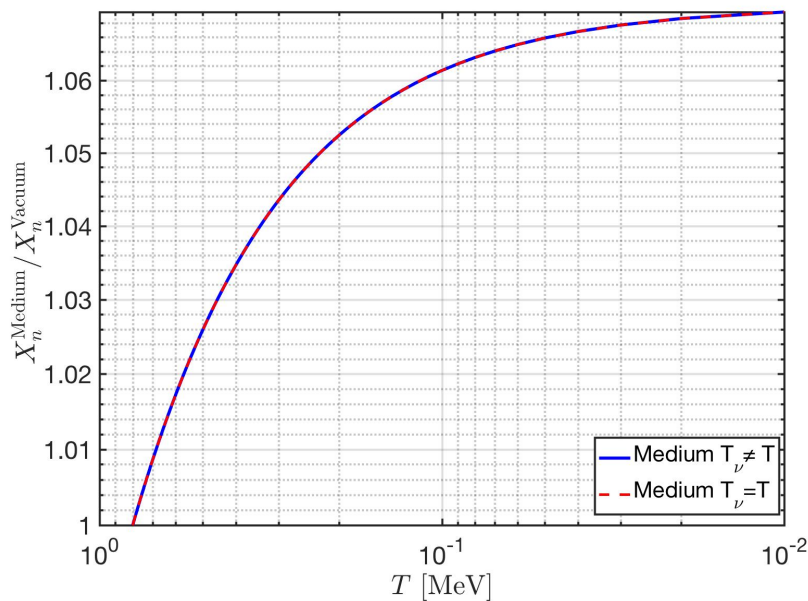


Fig. 52. The neutron abundance ratio, in medium to vacuum, as a function of temperature. Published in Ref. [232] under the *CC BY 4.0* license

the study of medium modification of just about any of the relevant weak interaction rates which in this report we used as given in vacuum, this remains a task for another day.

In the temperature range between neutron freeze-out just below $T = 1$ MeV and BBN conditions the effect of neutron lifespan is smaller but still quite noticeable. Near neutron freeze-out both decay electron and neutrino are blocked. However, after e^\pm annihilation is nearly complete Fermi-blocking comes predominantly from the cosmic neutrino background and the neutron lifetime depends on the temperature $T_\nu < T$.

We found that the increased neutron lifetime results in an increased neutron abundance $X_n^{\text{Medium}}/X_n^{\text{vacuum}} = 1.064$ at $T_{\text{BBN}} \approx 0.07\text{MeV}$ *i.e.* we find a 6.4% increase in neutron abundance due to the medium effect at the time of BBN. We believe that this effect needs to be accounted for in the precision BBN study of the final abundances of heavy hydrogen, helium and other light elements produced in BBN.

5.4 Effective inter-nuclear potential in BBN

A few seconds after the Big-Bang, when the Universe was filled with electron-positron plasma the assumption of homogeneity and stationary of the medium on the scale of the relevant plasma parameters, (Debye mass m_D , and damping κ , Sec. 5.2) is well justified. This allows to use the methods of plasma theory obtained in Sec. 4.1 to develop an in depth understanding of the BBN reactions in the presence of relevant and high density electron-positron plasma.

Screening in BBN

At present, the observation of light element (e.g. D, ^3He , ^4He , and ^7Li) cosmic abundances predominantly produced in BBN allows to probe the primordial Universe

before the recombination era. Much effort in the BBN study is currently being made to reconcile the discrepancies and tensions between theoretical predictions and observations, *e.g.*, ${}^7\text{Li}$ problem [30]. Current BBN models assume that the Universe was essentially void of anything but reacting nucleons and light nuclei, and electrons needed to keep the local baryon density charge-neutral, a situation similar to the experimental environment where empirical nuclear reaction rates are obtained.

The electron-positron plasma we have shown to be present at BBN epoch can influence through electromagnetic screening of the nuclear potential the nuclear reaction rates. The electron cloud surrounding the charge of an ion screens other nuclear charges far from its radius and reduces the Coulomb barrier. In nuclear reactions, the reduction of the Coulomb barrier makes the penetration probability easier and enhances the thermonuclear reaction rates. In this case, the modification of the nuclei interaction due to the plasma screening effect may play a key role in the formation of light elements in the BBN.

The enhancement factor of thermonuclear reaction rates by a static screening potential was calculated by Salpeter in 1954 [233] allowing one electron per proton in BBN epoch. In an isotropic and homogeneous plasma, the Coulomb potential of a point-like particle with charge Ze at rest is modified [233] according to

$$\phi_{\text{stat}}(r) = \frac{Ze}{4\pi\epsilon_0 r} e^{-m_D r}, \quad (5.70)$$

where m_D is the Debye mass. After that, it has been exploited widely in BBN for static screening [234, 235]. Subsequently, the study of dynamical screening for moving ions has been taken into account [236, 237, 238].

In this section, we review the effect of the nonrelativistic longitudinal polarization function to study the dynamics of the electron-positron plasma in the primordial Universe [216]. In particular, we discussed the damping rate, the electron-positron to baryon density ratio, and their potential implications for Big-Bang Nucleosynthesis (BBN) through screening within linear response theory. We derived an approximate analytic formula for the potential of a moving heavy charge in a collisional plasma in Eq. (5.94) describing screening effects previously found only numerically [238]. Our analytic formula can be readily used to estimate the effect of screening on thermonuclear reactions using Eq. (5.101).

The correction to thermonuclear reactions due to damped-dynamic screening is found to be small due to the low velocity of nuclei and a large amount of collisional scattering. This is in line with the findings of [238], who concludes that even though the densities are large, they are not enough to modify the potential at short distances related to screening. The analytic expression we find for the nuclear reaction rate enhancement Eq. (5.101) in a collisional plasma could be useful in other fusion environments such as stellar fusion and laboratory fusion experiments, such as those discussed in [239, 240].

Overall, we were very surprised to find that the screening effects in BBN were relatively small even in the static case, considering that the number densities of free charges (electron-positron pairs) present during BBN epoch are $\sim 10^4$ times normal matter. If we compare this to screening effects on Earth, we can see that although plasma state occurs in much colder environments at lower densities. The strength of the screening effect is related to the Debye mass

$$m_D^2 \sim \frac{n_{\text{eq}}}{T}, \quad (5.71)$$

which is on the order of a few keV during BBN. On Earth, n_{eq} is decreased by $\sim 10^4$, but T is decreased by $\sim 10^6$. Thus, we would expect to see similar, if not larger,

screening effects on Earth. For instance, the Debye screening length in extracellular fluid in the body is 8 Ångstrom [241], only a factor of ~ 20 times larger than the Debye length during BBN.

The short-range screening potential

In [216], a proposal is made to study the short-range potential relevant to quantum tunneling in thermonuclear reactions. Since the Gamow energy at which nuclei are most likely to tunnel is above the thermal energy, the portion of the screening potential relevant for tunneling does not satisfy the ‘weak-field’ limit where the electromagnetic energy is small compared to the thermal energy

$$\frac{q\phi(x)}{T} \ll 1, \quad (5.72)$$

where we have chosen the Lorentz gauge. When this condition is not satisfied, one must consider the full equilibrium distribution when calculating the short-range potential [217,198]

$$f_B^\pm(x, p) = e^{-(p_0 \pm e\phi(x))/T}. \quad (5.73)$$

The $e\phi$ term in the exponential accounts for the change in energy of a charge in the plasma due to its presence in an external field. For this equilibrium distribution, a linear response is no longer possible since the equilibrium distribution depends on the external electromagnetic field.

In equilibrium, one can find the static screening potential for strong electromagnetic fields using the nonlinear Poisson-Boltzmann equation,

$$-\nabla^2 e\phi_{(\text{eq})}(x)/T + m_D^2 \sinh [e\phi_{(\text{eq})}(x)/T] = e\rho_{\text{ext}}(x)/T. \quad (5.74)$$

This equation has a well-known solution for an infinite sheet, which we used to argue the importance of strong screening in BBN. We hope that, in a future publication, we will solve the Poisson-Boltzmann equation with strong screening to calculate the short-range screening potential in BBN.

We note that the toy model in [216] overestimates strong screening effects for two reasons: an infinite sheet has a constant electric field requiring more polarizing charge density to screen the field, and the Boltzmann distribution in Eq. (5.73) does not account for the stacking of electron-positron states when the density of electrons and positrons becomes very large near the nucleus. Both of these effects significantly reduce the effect of strong screening on reaction rates, but at the time of writing, it seems that strong screening will create a larger effect on nuclear reaction rates than damped-dynamic screening. Predicting enhanced screening may be relevant for the anomalous screening observed in the measurements of astrophysical $S(E)$ factors [242].

Primordial cosmic plasma: nonrelativistic polarization tensor

The properties of the BBN plasma are described by the relativistic Vlasov-Boltzmann transport equations Eq. (4.24). Since photons do not couple directly to the electromagnetic field, they do not contribute to the polarization tensor at first order in δf as indicated in Eq. (4.25). We neglect photon influence on the electron-positron distribution through the scattering term since the rate of inverse Compton scattering $R_{e\pm\gamma}$ shown in green in Fig. 48 is much smaller, in the BBN temperature range, than the total rate κ shown as a black line. Each fermion Boltzmann equation Eq. (4.24) can be solved independently. Since the equations for electrons and positrons are equivalent, except for the charge sign, only one needs to be solved to understand the dynamics.

We take the equilibrium one particle distribution function $f_{\pm}^{(\text{eq})}$ of electrons and positrons to be the relativistic Fermi-distribution

$$f_{\pm}^{(\text{eq})}(p) = \frac{1}{\exp\left(\frac{\sqrt{\mathbf{p}^2+m^2}}{T}\right) + 1}, \quad (5.75)$$

with chemical potential $\mu = 0$. The electron and positron mass will be indicated by m unless otherwise stated. At temperatures interesting for nucleosynthesis $T = 50 - 86$ keV, we expect the plasma temperature to be much less than the mass of the plasma constituents. Only the nonrelativistic form of Eq. (5.75) will be relevant at these temperature scales

$$f_{\pm}^{(\text{eq})}(p) \approx \exp\left(-\frac{m}{T}\left(1 + \frac{|\mathbf{p}|^2}{2m^2}\right)\right). \quad (5.76)$$

Keeping terms up to quadratic order in $|\mathbf{p}|/m$ we solve the Vlasov-Boltzmann equation Eq. (4.24) for the induced current and identify the polarization tensor. This is done in detail in our previous work in [98].

In the infinite homogeneous plasma filling the primordial Universe, the polarization tensor only has two independent components: the longitudinal polarization function Π_{\parallel} parallel to field wave-vector \mathbf{k} in the rest frame of the plasma and the transverse polarization function Π_{\perp} perpendicular to \mathbf{k} [218]. In the nonrelativistic limit, these functions are [98]

$$\Pi_{\parallel}(\omega, \mathbf{k}) = -\omega_p^2 \frac{\omega^2}{(\omega + i\kappa)^2} \frac{1}{1 - \frac{i\kappa}{\omega + i\kappa} \left(1 + \frac{T|\mathbf{k}|^2}{m(\omega + i\kappa)^2}\right)}, \quad (5.77)$$

$$\Pi_{\perp}(\omega) = -\omega_p^2 \frac{\omega}{\omega + i\kappa}. \quad (5.78)$$

In these expressions, the plasma frequency ω_p (defined as m_L in [98]) is related to the Debye screening mass in the nonrelativistic limit as

$$\omega_p^2 = m_D^2 \frac{T}{m}. \quad (5.79)$$

The transverse response Π_{\perp} relates to the dispersion of photons in the plasma. Here we need only consider Π_{\parallel} since the vector potential $\mathbf{A}(t, \mathbf{x})$ of the traveling ion will be small in the nonrelativistic limit. This work does not consider the effect of a primordial magnetic field discussed in [9] and Sec. 6. We note that Debye mass m_D is related to the usual Debye screening length of the field in the plasma as

$$1/\lambda_D^2 = m_D^2 = 4\pi\alpha \left(\frac{2mT}{\pi}\right)^{3/2} \frac{e^{-m/T}}{2T}. \quad (5.80)$$

This formula describes the characteristic length scale of screening in the plasma.

Longitudinal dispersion relation

As discussed in Chapter 4.1 the poles in the propagator or roots of the dispersion equation represent the plasma's propagating modes, often called 'quasi-particles' or 'plasmons.' In the nonrelativistic limit, one can solve the longitudinal part of the

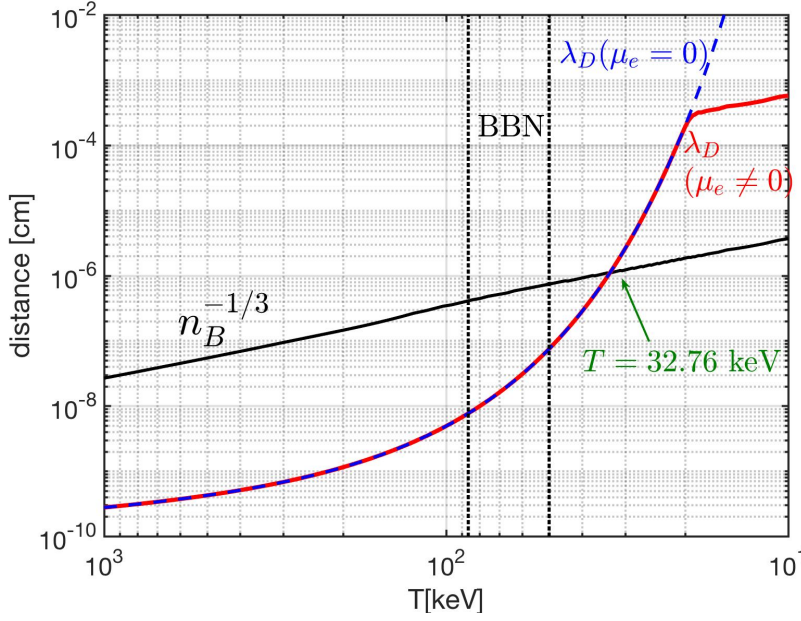


Fig. 53. The average distance between baryons $n_B^{-1/3}$ and the Debye length λ_D ($\mu_e \neq 0$) as a function of temperature (red solid line). During the BBN epoch (vertical dotted lines) $n_B^{-1/3} > \lambda_D$. For temperature below $T < 32.76$ keV we have $n_B^{-1/3} < \lambda_D$. For comparison, the Debye length for zero chemical potential $\mu_e = 0$ is also plotted as a blue dashed line. *Published in Ref. [216] under the CC BY 4.0 license*

dispersion equation Eq. (4.86), which is relevant for finding charge oscillation modes in the plasma

$$1 + \frac{\Pi_{\parallel}(k)}{(p \cdot u)^2} = 1 + \frac{\Pi_{\parallel}(\omega, \mathbf{k})}{\omega^2} = \varepsilon_{\parallel}(\omega, \mathbf{k}) = 0, \quad (5.81)$$

evaluated in the rest frame. Then we insert Eq. (5.77) to find

$$1 - \frac{\omega_p^2}{(\omega + i\kappa)^2} \frac{1}{1 - \frac{i\kappa}{\omega + i\kappa} \left(1 + \frac{T|\mathbf{k}|^2}{m(\omega + i\kappa)^2}\right)} = 0. \quad (5.82)$$

We can simplify the above expression since this is only a function of $\omega' = \omega + i\kappa$

$$1 - \frac{\omega_p^2}{\omega'^2 - i\kappa\omega' + \frac{i\kappa T|\mathbf{k}|^2}{m\omega'}} = 0. \quad (5.83)$$

Then we get a cubic equation for $\omega'(|\mathbf{k}|)$

$$\frac{1}{\omega'^3 - i\kappa\omega'^2 + \frac{i\kappa T|\mathbf{k}|^2}{m}} \left(\omega'^3 - i\kappa\omega'^2 - \omega_p^2\omega' + \frac{i\kappa T|\mathbf{k}|^2}{m} \right) = 0. \quad (5.84)$$

Cardano's formula gives the solutions to this cubic equation

$$\omega_n(\mathbf{k}) = \frac{1}{3} \left(i\kappa - \xi^n C - \frac{\Delta_0}{\xi^n C} \right), \quad n \in \{0, 1, 2\}, \quad (5.85)$$

with the quantities:

$$\xi = \frac{i\sqrt{3} - 1}{2}, \quad (5.86)$$

$$C = \sqrt[3]{\frac{\Delta_1 \pm \sqrt{\Delta_1^2 - 4\Delta_0^3}}{2}}, \quad (5.87)$$

$$\Delta_0 = -\kappa^2 + 3\omega_p^2, \quad (5.88)$$

$$\Delta_1 = 2i\kappa^3 - 9i\kappa\omega_p^2 + 27\frac{i\kappa T|\mathbf{k}|^2}{m}. \quad (5.89)$$

Since the longitudinal dispersion relation is analytically solvable, the full nonrelativistic potential can be found in position space using contour integration. The residue of each pole will lead to the strength of that mode, and the location of the pole will lead to space and time dependence, which in simple cases is exponential. In practice, factoring out these roots in the Fourier transform of the potential leads to five poles, which do not seem to lead to simple expressions in position space. We found using the approximate expression derived in Eq. (5.4) was more practical. Deriving the full expression is the subject of future work.

Damped-dynamic screening

We discuss the application of the nonrelativistic limit of the polarization tensor Sec. 4.1 to the electron-positron plasma which existed during Big-Bang nucleosynthesis (BBN) [216]. The BBN Epoch occurred within the first 20 min after the Big-Bang when the Universe was hot and dense enough for nuclear reactions to produce light elements up to lithium [30].

The BBN nuclear reactions typically take place within the temperature interval $86 \text{ keV} > T_{\text{BBN}} > 50 \text{ keV}$ [30]. We refer to these elements produced in BBN as primordial light elements to distinguish them from those made later in the Universe's history. Primordial light element abundances are the most accessible probes of the primordial Universe before recombination. Though the current BBN model successfully predicts D, ^3He , ^4He abundances, well-documented discrepancies, such as ^7Li , remain. Efforts to resolve the theoretical BBN model with present-day observations are discussed in detail in [243, 244].

A rather large electron-positron e^-e^+ number densities existed in the primordial Universe, Sec. 5.2, work is in progress to understand how this plasma impacts BBN [221, 238, 1]. The charge particle densities in the BBN Universe are 10^2 times larger than those present in the Sun [245] and 10^4 times normal atomic densities [216]. Charge screening is an essential collective plasma effect that modifies the inter-nuclear potential $\phi(r)$ changing thermonuclear reaction rates during BBN. An electron cloud around an ion's charge effectively diminishes the influence of nuclear charges beyond their immediate vicinity, lowering the Coulomb barrier.

In the context of nuclear reactions, a reduced Coulomb barrier leads to a higher likelihood of penetration, boosting thermonuclear reaction rates. Consequently, this process influences the abundance of light elements in the primordial Universe by modifying their formation rates. Since the BBN temperature range is much less than the electron mass, we will use the nonrelativistic limit of the polarization tensor derived in Sec. 4.1. The screened potential relevant for thermonuclear reactions will be given by the longitudinal polarization function Eq. (4.77).

The influence of screening on nuclear reactions is a well-established field of study. The concept of plasma screening effects on nuclear reactions was initially introduced in [233], who suggested determining the increase in nuclear reaction rates through the

use of the static Debye-Hückel potential [220, 246, 235]. Subsequent research expanded this framework to account for the thermal velocity of nuclei traversing the plasma [238, 236, 237, 247, 248], introducing the concept of ‘dynamic’ screening.

In our current study, we address the high density of the $e^-e^+\gamma$ plasma by including collisional damping using the current conserving collision term developed in [98] shown in Eq. (4.19). The dense aspect of the BBN plasma has only recently been acknowledged by incorporating collision effects into numerical models [249, 250]. We will refer to this model of screening as ‘damped-dynamic’ screening. In [216], we find an analytic formula for the induced screening potential, which allows for estimating the enhancement of thermonuclear reaction rates.

Screened nuclear potential

We consider the effective nuclear potential for a light nucleus moving in the plasma at a constant velocity. This is done by Fourier transforming Eq. (5.97). The velocity of the nucleus is assumed to be the most probable velocity given by a Boltzmann distribution

$$\beta_N = \sqrt{\frac{2T}{m_N}}. \quad (5.90)$$

Since the poles of the Eq. (5.95) can be solved analytically, ideally, one would perform contour integration to get the position space field. Due to the intricacy of these poles $\omega_n(\mathbf{k})$, we find it insightful to look at the field in a series expansion around velocities of the light nuclei smaller than the thermal velocity of electrons and positrons and large damping.

$$\frac{(\mathbf{k} \cdot \boldsymbol{\beta}_N)^2}{\omega_p^2} \ll \frac{\mathbf{k}^2}{m_D^2} \ll \frac{\kappa^2}{\omega_p^2}. \quad (5.91)$$

This expansion is useful during BBN since the temperature is much lower than the mass of light nuclei and the damping rate κ is approximately twice the Debye mass m_D , as seen in Fig. 48. Applying this expansion to Eq. (5.97) and evaluating this expression for a point charge $r \rightarrow 0$ we find

$$\phi(t, \mathbf{x}) = \phi_{\text{stat}}(t, \mathbf{x}) - Ze \int \frac{d^3\mathbf{k}}{(2\pi)^3} e^{i\mathbf{k} \cdot (\mathbf{x} - \boldsymbol{\beta}_N t)} \frac{i\mathbf{k} \cdot \boldsymbol{\beta}_N m_D^4 \left(\frac{\mathbf{k}^2}{m_D^2} - \frac{\kappa^2}{\omega_p^2} \right)}{\mathbf{k}^2 (\mathbf{k}^2 + m_D^2)^2 \kappa}. \quad (5.92)$$

The second term is the damped-dynamic screening correction, which we refer to as $\Delta\phi$, where

$$\phi(t, \mathbf{x}) = \phi_{\text{stat}}(t, \mathbf{x}) + \Delta\phi(t, \mathbf{x}), \quad (5.93)$$

and ϕ_{stat} is the standard static screening potential. The details of the integration of Eq. (5.92) can be found in [216], the result is

$$\Delta\phi(t, \mathbf{x}) = \frac{Ze\beta_N \cos(\psi) m_D^2}{4\pi\epsilon_0\kappa} \left[\left(\frac{\nu_\tau^2}{m_D^2 r(t)^2} + \frac{\nu_\tau^2}{m_D r(t)} + \frac{1 + \nu_\tau^2}{2} \right) e^{-m_D r(t)} - \frac{\nu_\tau^2}{m_D^2 r(t)^2} \right], \quad (5.94)$$

where ψ is the angle between $\mathbf{x} - \boldsymbol{\beta}_N t$ and $\boldsymbol{\beta}_N$ and $r(t) = |\mathbf{x} - \boldsymbol{\beta}_N t|$. We introduce the ratio of the damping rate to the rate of oscillations in the plasma $\nu_\tau = \kappa/\omega_p$.

This expression Eq. (5.94) is valid for large damping and slow motion of the nucleus or if the velocity of the nuclei is small. A similar result valid at large distances,

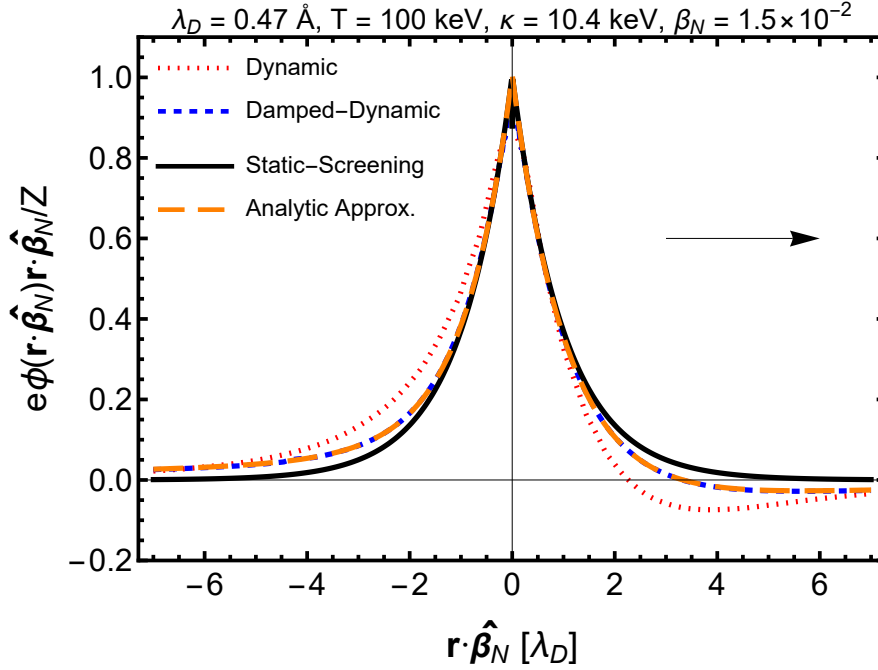


Fig. 54. Total screening potential scaled with charge Z and distance along the direction of motion. We show a comparison of the following screening models plotted along the direction of motion of a nucleus $\mathbf{r} \cdot \hat{\beta}_N$: static screening (black), dynamic screening (red dotted) from [238], damped-dynamic screening (blue dashed), and the approximate analytic solution of Eq. (5.93) (orange dashed). A black arrow indicates the direction of motion of the nucleus $\hat{\beta}_N$. Published in Ref. [216] under the [CC BY 4.0 license](#)

which only includes the last term, was previously derived in [251] for dusty (complex) plasmas. For large distances and large ν_τ , the last term in the second line is dominant, indicating that the overall potential would be over-damped. In this regime, the potential is heavily screened in the forward direction and unscreened in the backward direction relative to the motion of the nucleus. As ν_τ becomes small, the $1/2$ in the first portion of the third term, proportional to m_D^2/κ , dominates. This flips the sign of the damped-dynamic screening contribution, causing a wake potential to form behind the nuclei. This shift indicates the change from damped to undamped screening where Eq. (5.94) is no longer valid.

Figure 54 demonstrates that the damped-dynamic response in the analytic approximation Eq. (5.94) (shown as orange dashed line) is sufficient to approximate the full numerical solution (blue dashed line) found by numerical integration of Eq. (5.95). The temperature $T = 100$ keV, above our upper limit of BBN temperatures, is chosen to relate to the dynamic screening result found in [238]. Our analytic solution differs from the numerical result in Fig. 4 of [238] by a factor of $\sqrt{2}$ and is horizontally flipped. This reflection is due to a difference in convention in the permittivity, as seen in Eq. (5.97). We can see that dynamic screening is slightly stronger at large distances than damped screening, as expected. Damped and undamped screening are very similar at short distances, which is relevant to thermonuclear reaction rates.

Dynamic screening in both the damped and undamped cases predicts less screening behind and more in front of the moving nucleus than static screening. This is shown in the two-dimensional plot Fig. 55, of the total potential in plasma at

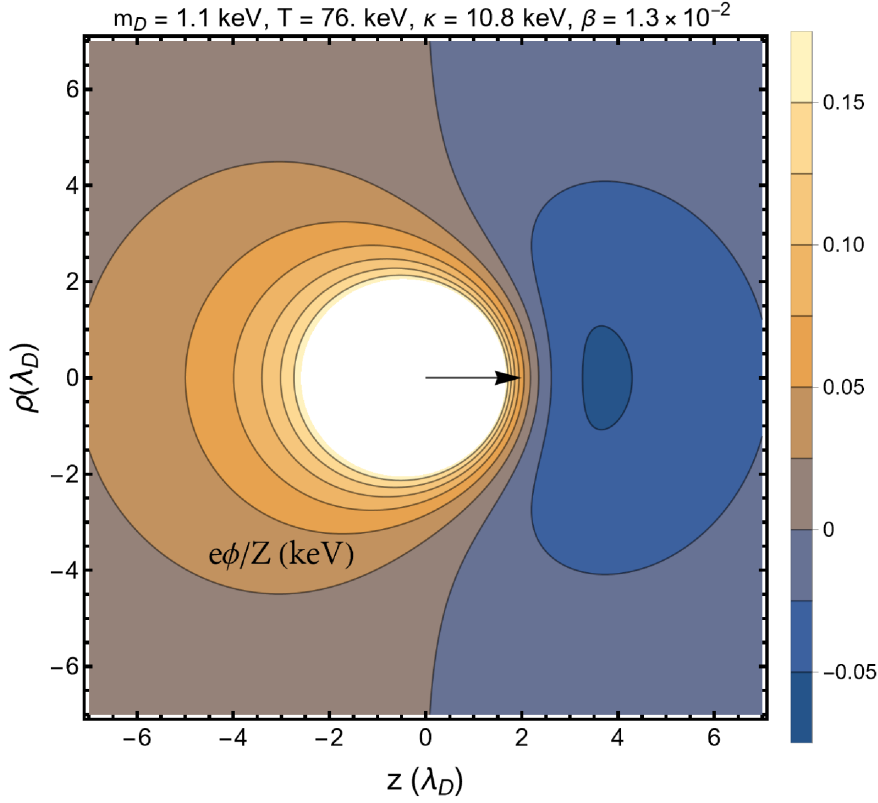


Fig. 55. Two dimensional plot of the total potential Eq. (5.93) scaled with Z , at $T = 74 \text{ keV}$. The potential is cylindrically symmetric about the direction of motion \hat{z} , which is indicated by a black arrow. The direction transverse to the motion is ρ . The sign of the damped-dynamic correction Eq. (5.94) changes sign due to the cosine term. *Adapted from Ref. [90]*

$T = 76 \text{ keV}$. This effect was previously observed for subsonic screening in electron-ion-dust plasmas [251, 252, 253]. As a result, a negative polarization charge builds up in front of the nucleus. The small negative potential in front alters the potential energy between light nuclei, possibly changing the equilibrium distribution of light elements in the primordial Universe plasma. This effect is much larger in the undamped case and is known in some cases to lead to the formation of dust crystals [254].

We calculate the potential of light nuclei in the primordial Universe electron-positron plasma by Fourier transforming the screened scalar potential ϕ of a single traveling nuclei Eq. (4.77)

$$\phi(t, \mathbf{x}) = \int \frac{d^4k}{(2\pi)^4} e^{-i\omega t + i\mathbf{k}\cdot\mathbf{x}} \frac{\tilde{\rho}_{\text{ext}}(\omega, \mathbf{k})}{\varepsilon_{\parallel}(\omega, \mathbf{k})(\mathbf{k}^2 - \omega^2)}, \quad (5.95)$$

where $\tilde{\rho}_{\text{ext}}(\omega, \mathbf{k})$ is the Fourier-transformed charge distribution of nuclei traveling at a constant velocity, and $\varepsilon_{\parallel}(\omega, \mathbf{k})$ is the longitudinal relative permittivity. The relative permittivity can be written in terms of the polarization tensor as

$$\varepsilon_{\parallel}(\omega, \mathbf{k}) = \left(\frac{\Pi_{\parallel}(\omega, \mathbf{k})}{\omega^2} + 1 \right). \quad (5.96)$$

In the linear response framework Eq. (4.53), the electromagnetic field still obeys the principle of superposition, so the potential between two nuclei can be inferred simply from the potential of a single nucleus.

We can perform the ω integration in Eq. (5.95) using the delta function in the definition of the external charge distribution, whose effect is to set $\omega = \boldsymbol{\beta}_N \cdot \mathbf{k}$ where $\boldsymbol{\beta}_N = \mathbf{v}_N/c$ is the nuclei velocity. Then we have

$$\phi(t, \mathbf{x}) = Ze \int \frac{d^3 \mathbf{k}}{(2\pi)^3} e^{i\mathbf{k} \cdot (\mathbf{x} - \boldsymbol{\beta}_N t)} \frac{e^{-\mathbf{k}^2 \frac{R^2}{4}}}{\mathbf{k}^2 \varepsilon_{\parallel}(-\boldsymbol{\beta}_N \cdot \mathbf{k}, \mathbf{k})}, \quad (5.97)$$

where R is the Gaussian radius parameter. In nonrelativistic approximation the Lorentz factor $\gamma \approx 1$ and we use the convention $\varepsilon_{\parallel}(-\boldsymbol{\beta}_N \cdot \mathbf{k}, \mathbf{k})$ used in [255, 251, 252, 254] which gives the correct causality for the potential. This ensures that, without damping, the wake field occurs behind the moving nucleus.

Reaction rate enhancement

We use the same argument as [233] to find the enhancement factor due to damped-dynamic screening. The enhancement of a nuclear reaction process by screening is related to the WKB probability of tunneling through the Coulomb barrier

$$P(E) = \exp\left(-\frac{2\sqrt{2}\mu_r}{\hbar c} \int_R^{r_c} dr \sqrt{U(r) - E}\right), \quad (5.98)$$

often referred to as the penetration factor. $U(r)$ is the potential energy of the two colliding nuclei, μ_r is their reduced mass, E is the relative energy of the collision, R is the radius of the nucleus, and r_c is the classical turning point.

In the weak screening limit, the screening charge density varies on the scale of λ_D , which is here on the order of Ångstrom. The distance scales relevant for tunneling are between R and r_c , on the order of 10 fm. This allows us to approximate the contribution to the potential energy from screening, $H(r)$ defined as

$$H(r) \equiv U(r) - U_{\text{vac}}(r), \quad (5.99)$$

as constant over the integral in Eq. (5.98) taking the value of Eq. (5.94) at the origin,

$$H(0) = Z_1 \phi_2(0) = Z_1 Z_2 \alpha \left(m_D - \frac{\beta_N m_D^2}{2\kappa} \right). \quad (5.100)$$

Then, the screening effect reduces to a constant shift in the relative energy $E \rightarrow E + H(0)$. In this approximation, the enhancement to reaction rates can be represented by a single factor [233, 256]

$$\mathcal{F} = \exp\left[\frac{H(0)}{T}\right] = \exp\left[\frac{Z_1 Z_2 \alpha}{T} \left(m_D - \frac{\beta_N m_D^2}{2\kappa} \right)\right]. \quad (5.101)$$

This result is only valid in the weak damping limit $\omega_p < \kappa$. The first term is the weak field screening result, and the second is the contribution of damped-dynamic screening. Due to the large damping rate in comparison to the Debye mass and the small velocities of nuclei Eq. (5.90) during BBN, the correction due to damped dynamic screening is small, changing $H(0)$ by 10^{-5} .

6 Magnetism in the Plasma Universe

6.1 Towards a theory of primordial pair magnetism

Overview of primordial magnetism

Macroscopic domains of magnetic fields have been found in all astrophysical environments from compact objects (stars, planets, etc.); interstellar and intergalactic space; and surprisingly in deep extra-galactic void spaces. Considering the ubiquity of magnetic fields in the Universe [257, 258, 259], we search for a common primordial mechanism for the origin of the diversity of magnetism observed today. In this chapter, IGMF will refer to experimentally observed intergalactic fields of any origin while primordial magnetic fields (PMF) refers to fields generated via primordial Universe processes possibly as far back as inflation.

IGMF are notably difficult to measure and difficult to explain. The bounds for IGMF at a length scale of 1 Mpc are today [260, 261, 262, 263, 264]

$$10^{-8} \text{ G} > B_{\text{IGMF}} > 10^{-16} \text{ G}. \quad (6.1)$$

We note that generating PMFs with such large coherent length scales is nontrivial [265] though currently the length scales for PMFs are not well constrained [266]. Faraday rotation from distant radio active galaxy nuclei (AGN) [267] suggest that neither dynamo nor astrophysical processes would sufficiently account for the presence of magnetic fields in the Universe today if the IGMF strength was around the upper bound of $B_{\text{IGMF}} \simeq 30 - 60 \text{ nG}$ as found in Ref. [264]. Such strong magnetic fields would then require that at least some portion of the IGMF arise from primordial sources that predate the formation of stars. The conventional elaboration of the origins for cosmic PMFs are detailed in [268, 269, 266].

Magnetized baryon inhomogeneities which in turn could produce anisotropies in the cosmic microwave background (CMB) [270, 41]. We note that according to Jedamzik [271] the presence of an intergalactic magnetic field of $B_{\text{PMF}} \simeq 0.1 \text{ nG}$ could be sufficient to explain the Hubble tension.

Our motivating hypothesis is outlined qualitatively in Fig. 56 where PMF evolution is plotted over the temperature history of the Universe. The descending blue band indicates the range of possible PMF strengths. The different epochs of the primordial Universe according to Λ CDM are delineated by temperature. The horizontal lines mark two important scales: (a) the Schwinger critical field strength given by

$$B_C = \frac{m_e^2}{e} \simeq 4.41 \times 10^{13} \text{ G}, \quad (6.2)$$

where electrostatics is expected to display nonlinear characteristics and (b) the upper field strength seen in magnetars of $\sim 10^{15} \text{ G}$. A schematic of magnetogenesis is drawn with the dashed red lines indicating spontaneous formation of the PMF within the primordial Universe plasma itself. The e^+e^- era is notably the final epoch where antimatter exists in large quantities in the cosmos [1]. We demonstrate that fundamental quantum statistical analysis can lead to further insights on the behavior of magnetized plasma, and show that the e^\pm plasma is overall paramagnetic and yields a positive overall magnetization, which is contrary to the traditional assumption that matter-antimatter plasma lack significant magnetic responses.

As the primordial Universe cooled below temperature $T = m_e$ (the electron mass), the thermal electron and positron comoving density depleted by over eight orders of magnitude. At $T_{\text{split}} = 20.3 \text{ keV}$, the charged lepton asymmetry (mirrored by baryon asymmetry and enforced by charge neutrality) became evident as the surviving excess

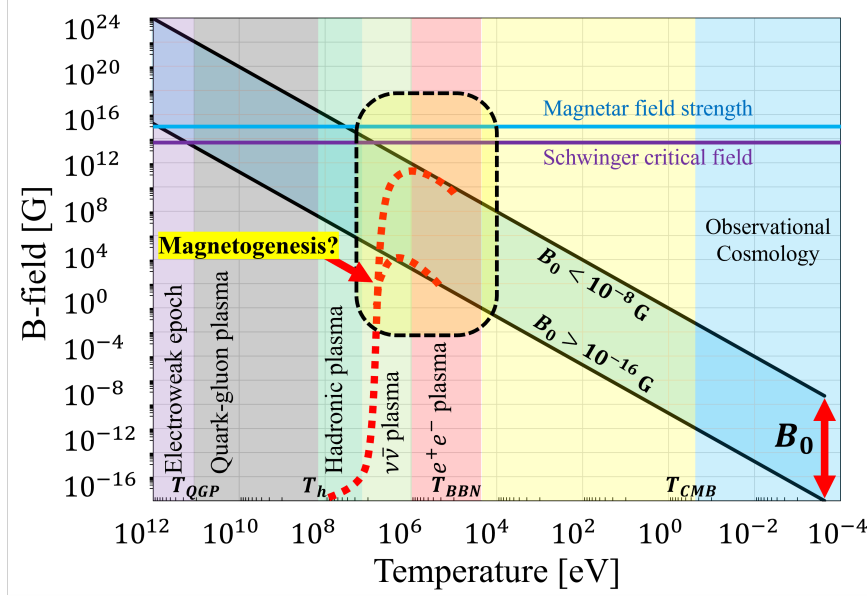


Fig. 56. Qualitative plot of the primordial magnetic field strength over cosmic time. All figures are printed in temporal sequence in the expanding Universe beginning with high temperatures (and early times) on the left and lower temperatures (and later times) on the right. Published in Ref. [223] under the CC BY 4.0 license. Adapted from Ref. [1]

electrons persisted while positrons vanished entirely from the particle inventory of the primordial Universe due to annihilation.

The electron-to-baryon density ratio n_{e^-}/n_B is shown in Fig. 57 as the solid blue line while the positron-to-baryon ratio n_{e^+}/n_B is represented by the dashed red line. These two lines overlap until the temperature drops below $T_{\text{split}} = 20.3$ keV as positrons vanish from the primordial Universe, marking the end of the e^+e^- plasma and the dominance of the electron-proton (e^-p) plasma.

The two vertical dashed green lines in Fig. 57 denote temperatures $T = m_e \simeq 511$ keV and $T_{\text{split}} = 20.3$ keV. These results were obtained using charge neutrality and the baryon-to-photon content (entropy) of the primordial Universe; see details in [1], see also Sec. 5.2. The two horizontal black dashed lines denote the relativistic $T \gg m_e$ abundance of $n_{e^\pm}/n_B = 4.47 \times 10^8$ and post-annihilation abundance of $n_{e^-}/n_B = 0.87$. Above temperature $T \simeq 85$ keV, the e^+e^- primordial plasma density exceeded that of the Sun's core density $n_e \simeq 6 \times 10^{26} \text{ cm}^{-3}$ [245].

Conversion of the dense e^+e^- pair plasma into photons reheated the photon background [44] separating the photon and neutrino temperatures. The e^+e^- annihilation and photon reheating period lasted no longer than an afternoon lunch break. Because of charge neutrality, the post-annihilation comoving ratio $n_{e^-}/n_B = 0.87$ [1] is slightly offset from unity in Fig. 57 by the presence of bound neutrons in α particles and other neutron containing light elements produced during BBN epoch.

The abundance of baryons is itself fixed by the known abundance relative to photons [21] and we employed the contemporary recommended value $n_B/n_\gamma = 6.09 \times 10^{-10}$. The resulting chemical potential needs to be evaluated carefully to obtain the behavior near to $T_{\text{split}} = 20.3$ keV where the relatively small value of chemical potential μ rises rapidly so that positrons vanish from the particle inventory of the pri-

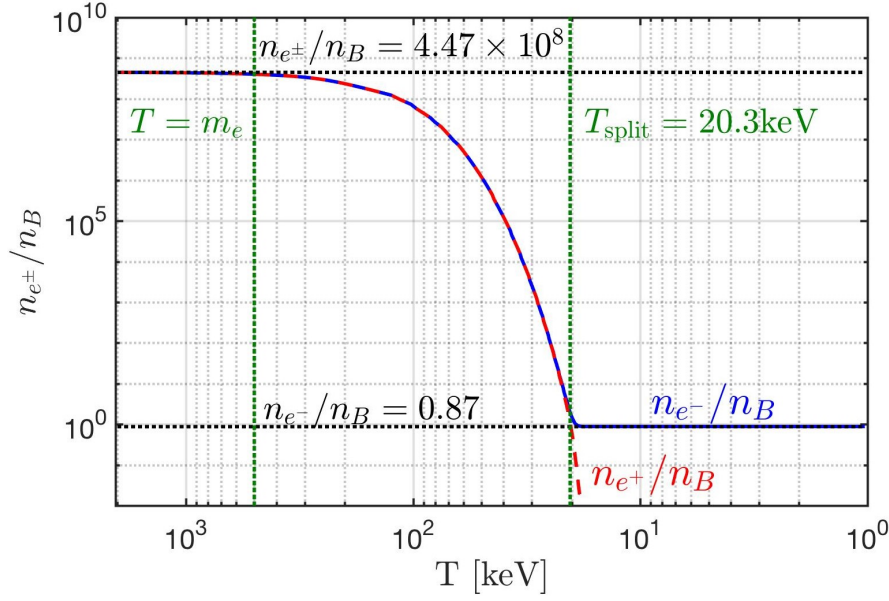


Fig. 57. Number density of electron e^- and positron e^+ to baryon ratio n_{e^\pm}/n_B as a function of photon temperature in the primordial Universe. See Sec. 5.2 for further details. In this work we measure temperature in units of energy (keV) thus we set the Boltzmann constant to $k_B = 1$. Published in Ref. [9] under the *CC BY 4.0* license

mordial Universe while nearly one electron per baryon remains. The detailed solution of this problem is found in [6, 1] leading to the results shown in Fig. 57.

To evaluate magnetic properties of the thermal e^+e^- pair plasma we take inspiration from Ch. 9 of Melrose's treatise on magnetized plasmas [218]. We focus on the bulk properties of thermalized plasmas in (near) equilibrium.

We consider a homogeneous magnetic field domain defined along the z -axis as

$$\mathbf{B} = (0, 0, B), \quad (6.3)$$

with magnetic field magnitude $|\mathbf{B}| = B$. Following [272], we reprint the microscopic energy of the charged relativistic fermion within a homogeneous magnetic field given by

$$E_{\sigma,s}^n(p_z, B) = \sqrt{m_e^2 + p_z^2 + eB \left(2n + 1 + \frac{g}{2} \sigma s \right)}, \quad (6.4)$$

where $n \in 0, 1, 2, \dots$ is the Landau orbital quantum number, p_z is the momentum parallel to the field axis and the electric charge is $e \equiv q_{e^+} = -q_{e^-}$. The index σ in Eq. (6.4) differentiates electron (e^- ; $\sigma = +1$) and positron (e^+ ; $\sigma = -1$) states. The index s refers to the spin along the field axis: parallel (\uparrow ; $s = +1$) or anti-parallel (\downarrow ; $s = -1$) for both particle and antiparticle species.

The reason Eq. (6.4) distinguishes between electrons and positrons is to ensure the correct nonrelativistic limit for the magnetic dipole energy is reached. Following the conventions found in [273], we set the gyro-magnetic factor $g \equiv g_{e^+} = -g_{e^-} > 0$ such that electrons and positrons have opposite g -factors and opposite magnetic moments relative to their spin; see Fig. 58.

We recall the conventions established in Sec. 1.3. As the Universe undergoes the isotropic expansion, the temperature gradually decreases as $T \propto 1/a(t)$, where $a(t)$

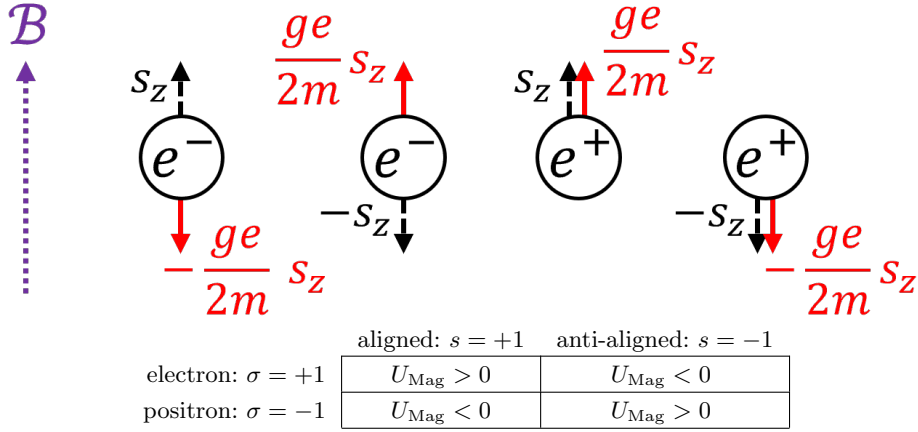


Fig. 58. Organizational schematic of matter-antimatter (σ) and polarization (s) states with respect to the sign of the nonrelativistic magnetic dipole energy U_{Mag} obtainable from Eq. (6.4). *Published in Ref. [9] under the CC BY 4.0 license*

represents the scale factor. The assumption is made that the magnetic flux is conserved over comoving surfaces, implying that the primordial relic field is expected to dilute as $B \propto 1/a(t)^2$ [1]. Conservation of magnetic flux requires that the magnetic field through a comoving surface L_0^2 remain unchanged. The magnetic field strength under expansion [269] starting at some initial time t_0 is then given by

$$B(t) = B_0 \frac{a_0^2}{a^2(t)} \rightarrow B(z) = B_0 (1+z)^2, \quad (6.5)$$

where B_0 is the comoving value obtained from the contemporary value of the magnetic field today. Magnetic fields in the cosmos generated through mechanisms such as dynamo or astrophysical sources do not follow this scaling [267]. It is only in deep intergalactic space where matter density is low that magnetic fields are preserved (and thus uncontaminated) over cosmic time.

From Eq. (1.34) and Eq. (6.5) there emerges a natural ratio of interest which is conserved over cosmic expansion

$$b \equiv \frac{eB(t)}{T^2(t)} = \frac{eB_0}{T_0^2} \equiv b_0 = \text{const.} \quad (6.6)$$

$$10^{-3} > b_0 > 10^{-11}, \quad (6.7)$$

given in natural units ($c = \hbar = k_B = 1$). We computed the bounds for this cosmic magnetic scale ratio by using the present day IGMF observations given by Eq. (6.1) and the present CMB temperature $T_0 = 2.7 \text{ K} \simeq 2.3 \times 10^{-4} \text{ eV}$ [10].

Eigenstates of magnetic moment in cosmology

As statistical properties depend on the characteristic Boltzmann factor E/T , another interpretation of Eq. (6.6) in the context of energy eigenvalues (such as those given in Eq. (6.4)) is the preservation of magnetic moment energy relative to momentum under adiabatic cosmic expansion. The Boltzmann statistical factor is given by

$$x \equiv \frac{E}{T}. \quad (6.8)$$

We can explore this relationship for the magnetized system explicitly by writing out Eq. (6.8) using the KGP energy eigenvalues written in Eq. (6.4) as

$$x_{\sigma,s}^n = \frac{E_{\sigma,s}^n}{T} = \sqrt{\frac{m_e^2}{T^2} + \frac{p_z^2}{T^2} + \frac{eB}{T^2} \left(2n + 1 + \frac{g}{2}\sigma s\right)}. \quad (6.9)$$

Introducing the expansion scale factor $a(t)$ via Eq. (1.34), Eq. (6.5) and Eq. (6.6). The Boltzmann factor can then be written as

$$x_{\sigma,s}^n(a(t)) = \sqrt{\frac{m_e^2}{T^2(t_0)} \frac{a(t)^2}{a_0^2} + \frac{p_{z,0}^2}{T_0^2} + \frac{eB_0}{T_0^2} \left(2n + 1 + \frac{g}{2}\sigma s\right)}. \quad (6.10)$$

This reveals that only the mass contribution is dynamic over cosmological time. The constant of motion b_0 defined in Eq. (6.6) is seen as the coefficient to the Landau and spin portion of the energy. For any given eigenstate, the mass term drives the state into the nonrelativistic limit while the momenta and magnetic contributions are frozen by initial conditions.

In comparison, the Boltzmann factor for the DP energy eigenvalues are given by

$$x_{\sigma,s}^n|_{\text{DP}} = \sqrt{\left(\sqrt{\frac{m_e^2}{T^2} + \frac{eB}{T^2} (2n + 1 + \sigma s)} + \frac{eB}{2m_e T} \left(\frac{g}{2} - 1\right) \sigma s\right)^2 + \frac{p_z^2}{T^2}}, \quad (6.11)$$

which scales during FLRW expansion as

$$x_{\sigma,s}^n(a(t))|_{\text{DP}} = \sqrt{\left(\sqrt{\frac{m_e^2}{T_0^2} \frac{a(t)^2}{a_0^2} + \frac{eB_0}{T_0^2} (2n + 1 + \sigma s)} + \frac{eB_0}{2m_e T_0} \frac{a_0}{a(t)} \left(\frac{g}{2} - 1\right) \sigma s\right)^2 + \frac{p_{z,0}^2}{T_0^2}}. \quad (6.12)$$

While the above expression is rather complicated, we note that the KGP Eq. (6.10) and DP Eq. (6.11) Boltzmann factors both reduce to the Schroedinger-Pauli limit as $a(t) \rightarrow \infty$, thereby demonstrating that the total magnetic moment is protected under the adiabatic expansion of the primordial Universe.

Higher order non-minimal magnetic contributions can be introduced to the Boltzmann factor such as $\sim (e/m)^2 B^2/T^2$. The reasoning above suggests that these terms are suppressed over cosmological time driving the system into minimal electromagnetic coupling with the exception of the anomalous magnetic moment. It is interesting to note that cosmological expansion then serves to ‘smooth out’ the characteristics of more complex electrodynamics, erasing them from a statistical perspective in favor of minimal-like dynamics.

Magnetized fermion partition function

To obtain a quantitative description of the above evolution, we study the bulk properties of the relativistic charged/magnetic gases in a nearly homogeneous and isotropic primordial Universe via the thermal Fermi-Dirac or Bose distributions .

The grand partition function for the relativistic Fermi-Dirac distribution is given by the standard definition [274]

$$\ln \mathcal{Z}_{\text{total}} = \sum_{\alpha} \ln \left(1 + \Upsilon_{\alpha_1 \dots \alpha_m} \exp\left(-\frac{E_{\alpha}}{T}\right)\right), \quad (6.13)$$

$$\Upsilon_{\alpha_1 \dots \alpha_m} = \lambda_{\alpha_1} \lambda_{\alpha_2} \dots \lambda_{\alpha_m}, \quad (6.14)$$

where we are summing over the set all relevant quantum numbers $\alpha = (\alpha_1, \alpha_2, \dots, \alpha_m)$. We note here the generalized the fugacity $\Upsilon_{\alpha_1, \dots, \alpha_m}$ allowing for any possible deformation caused by pressures effecting the distribution of any quantum numbers. In general, $\Upsilon = 1$ represents the maximum entropy and corresponds to the normal Fermi distribution. The deviation of $\Upsilon \neq 1$ represents the configurations of reduced entropy without pulling the system off a thermal temperature. Inhomogeneity can arise from the influence of other forces on the gas such as gravitational forces. This is precisely the kind of behavior that may arise in the e^\pm epoch as the dominant photon thermal bath keeps the Fermi gas in thermal equilibrium while spatial nonequilibrium could spontaneously develop.

In the case of the Landau problem, there is an additional summation over \tilde{G} , which represents the occupancy of Landau states [275], which are matched to the available phase space within $\Delta p_x \Delta p_y$. If we consider the orbital Landau quantum number n to represent the transverse momentum $p_T^2 = p_x^2 + p_y^2$ of the system, then the relationship that defines \tilde{G} is given by

$$\frac{L^2}{(2\pi)^2} \Delta p_x \Delta p_y = \frac{eBL^2}{2\pi} \Delta n, \quad \tilde{G} = \frac{eBL^2}{2\pi}. \quad (6.15)$$

The summation over the continuous p_z is replaced with an integration and the double summation over p_x and p_y is replaced by a single sum over Landau orbits

$$\sum_{p_z} \rightarrow \frac{L}{2\pi} \int_{-\infty}^{+\infty} dp_z, \quad \sum_{p_x} \sum_{p_y} \rightarrow \frac{eBL^2}{2\pi} \sum_n, \quad (6.16)$$

where L defines the boundary length of our considered volume $V = L^3$.

The partition function of the e^+e^- plasma can be understood as the sum of four gaseous species

$$\ln \mathcal{Z}_{e^+e^-} = \ln \mathcal{Z}_{e^+}^\uparrow + \ln \mathcal{Z}_{e^+}^\downarrow + \ln \mathcal{Z}_{e^-}^\uparrow + \ln \mathcal{Z}_{e^-}^\downarrow, \quad (6.17)$$

of electrons and positrons of both polarizations ($\uparrow\downarrow$). The change in phase space written in Eq. (6.16) modifies the magnetized e^+e^- plasma partition function from Eq. (6.13) into

$$\ln \mathcal{Z}_{e^+e^-} = \frac{eBV}{(2\pi)^2} \sum_\sigma \sum_s^{\pm 1} \sum_{n=0}^{\infty} \int_{-\infty}^{\infty} dp_z \left[\ln \left(1 + \lambda_\sigma \xi_{\sigma,s} \exp \left(-\frac{E_{\sigma,s}^n}{T} \right) \right) \right] \quad (6.18)$$

$$\Upsilon_{\sigma,s} = \lambda_\sigma \xi_{\sigma,s} = \exp \frac{\mu_\sigma + \zeta_{\sigma,s}}{T}, \quad (6.19)$$

where the energy eigenvalues $E_{\sigma,s}^n$ are given in Eq. (6.4). The index σ in Eq. (6.18) is a sum over electron and positron states while s is a sum over polarizations. The index s refers to the spin along the field axis: parallel (\uparrow ; $s = +1$) or anti-parallel (\downarrow ; $s = -1$) for both particle and antiparticle species.

We are explicitly interested in small asymmetries such as baryon excess over antibaryons, or one polarization over another. These are described by Eq. (6.19) as the following two fugacities:

- (a) Chemical fugacity λ_σ
- (b) Polarization fugacity $\xi_{\sigma,s}$

For matter (e^- ; $\sigma = +1$) and antimatter (e^+ ; $\sigma = -1$) particles, a nonzero relativistic chemical potential $\mu_\sigma = \sigma\mu$ is caused by an imbalance of matter and antimatter.

While the primordial electron-positron plasma era was overall charge neutral, there was a small asymmetry in the charged leptons (namely electrons) from baryon asymmetry [6, 64] in the primordial Universe. Reactions such as $e^+e^- \leftrightarrow \gamma\gamma$ constrains the chemical potential of electrons and positrons [274] as

$$\mu \equiv \mu_{e^-} = -\mu_{e^+}, \quad \lambda \equiv \lambda_{e^-} = \lambda_{e^+}^{-1} = \exp \frac{\mu}{T}, \quad (6.20)$$

where λ is the chemical fugacity of the system.

We can then parameterize the chemical potential of the e^+e^- plasma as a function of temperature $\mu \rightarrow \mu(T)$ via the charge neutrality of the primordial Universe which implies

$$n_p = n_{e^-} - n_{e^+} = \frac{1}{V} \lambda \frac{\partial}{\partial \lambda} \ln \mathcal{Z}_{e^+e^-}. \quad (6.21)$$

In Eq. (6.21), n_p is the observed total number density of protons in all baryon species. The chemical potential defined in Eq. (6.20) is obtained from the requirement that the positive charge of baryons (protons, α particles, light nuclei produced after BBN) is exactly and locally compensated by a tiny net excess of electrons over positrons.

We then introduce a novel polarization fugacity $\xi_{\sigma,s}$ and polarization potential $\zeta_{\sigma,s} = \sigma s \zeta$. We propose the polarization potential follows analogous expressions as seen in Eq. (6.20) obeying

$$\zeta \equiv \zeta_{+,+} = \zeta_{-,-}, \quad \zeta = -\zeta_{\pm,\mp}, \quad \xi_{\sigma,s} \equiv \exp \frac{\zeta_{\sigma,s}}{T}. \quad (6.22)$$

An imbalance in polarization within a region of volume V results in a nonzero polarization potential $\zeta \neq 0$: Please note that ζ in this Chapter should not be confused with ζ_γ , the ratio of baryons to photons, and the interaction strength parameter introduced in Eq. (1.62), both ζ -s used elsewhere in this review but not in this Chapter. Conveniently since antiparticles have opposite signs of charge and magnetic moment, the same magnetic moment is associated with opposite spin orientations. A completely particle-antiparticle symmetric magnetized plasma will have therefore zero total angular momentum.

Euler-Maclaurin integration

Before we proceed with the Boltzmann distribution approximation which makes up the bulk of our analysis, we will comment on the full Fermi-Dirac distribution analysis. The Euler-Maclaurin formula [276] is used to convert the summation over Landau levels n into an integration given by

$$\sum_{n=a}^b f(n) - \int_a^b f(x) dx = \frac{1}{2} (f(b) + f(a)) + \sum_{i=1}^j \frac{b_{2i}}{(2i)!} \left(f^{(2i-1)}(b) - f^{(2i-1)}(a) \right) + R(j), \quad (6.23)$$

where b_{2i} are the Bernoulli numbers and $R(j)$ is the error remainder defined by integrals over Bernoulli polynomials. The integer j is chosen for the level of approximation that is desired. Euler-Maclaurin integration is rarely convergent, and in this case serves only as an approximation within the domain where the error remainder is small and bounded; see [275] for the nonrelativistic case. In this analysis, we keep the

zeroth and first order terms in the Euler-Maclaurin formula. We note that regularization of the excess terms in Eq. (6.23) is done in the context of strong field QED [277] though that is outside our scope.

Using Eq. (6.23) allows us to convert the sum over n quantum numbers in Eq. (6.18) into an integral. Defining

$$f_{\sigma,s}^n = \ln \left(1 + \Upsilon_{\sigma,s} \exp \left(-\frac{E_{\sigma,s}^n}{T} \right) \right), \quad (6.24)$$

Eq. (6.18) for $j = 1$ becomes

$$\ln \mathcal{Z}_{e^+e^-} = \frac{eBV}{(2\pi)^2} \sum_{\sigma,s}^{\pm 1} \int_{-\infty}^{+\infty} dp_z \left(\int_0^{+\infty} dn f_{\sigma,s}^n + \frac{1}{2} f_{\sigma,s}^0 + \frac{1}{12} \frac{\partial f_{\sigma,s}^n}{\partial n} \Big|_{n=0} + R(1) \right) \quad (6.25)$$

It will be useful to rearrange Eq. (6.4) by pulling the spin dependency and the ground state Landau orbital into the mass writing

$$E_{\sigma,s}^n = \tilde{m}_{\sigma,s} \sqrt{1 + \frac{p_z^2}{\tilde{m}_{\sigma,s}^2} + \frac{2eBn}{\tilde{m}_{\sigma,s}^2}}, \quad (6.26)$$

$$\varepsilon_{\sigma,s}^n(p_z, B) = \frac{E_{\sigma,s}^n}{\tilde{m}_{\sigma,s}}, \quad \tilde{m}_{\sigma,s}^2 = m_e^2 + eB \left(1 + \frac{g}{2} \sigma s \right), \quad (6.27)$$

where we introduced the dimensionless energy $\varepsilon_{\sigma,s}^n$ and effective polarized mass $\tilde{m}_{\sigma,s}$ which is distinct for each spin alignment and is a function of magnetic field strength B . The effective polarized mass $\tilde{m}_{\sigma,s}$ allows us to describe the e^+e^- plasma with the spin effects almost wholly separated from the Landau characteristics of the gas when considering the plasma's thermodynamic properties.

With the energies written in this fashion, we recognize the first term in Eq. (6.25) as mathematically equivalent to the free particle fermion partition function with a re-scaled mass $m_{\sigma,s}$. The phase-space relationship between transverse momentum and Landau orbits in Eq. (6.15) and Eq. (6.16) can be succinctly described by

$$p_T^2 \sim 2eBn, \quad 2p_T dp_T \sim 2eBdn, \quad d\mathbf{p}^3 = 2\pi p_T dp_T dp_z, \quad (6.28)$$

$$\frac{eBV}{(2\pi)^2} \int_{-\infty}^{+\infty} dp_z \int_0^{+\infty} dn \rightarrow \frac{V}{(2\pi)^3} \int d\mathbf{p}^3, \quad (6.29)$$

which recasts the first term in Eq. (6.25) as

$$\ln \mathcal{Z}_{e^+e^-} = \frac{V}{(2\pi)^3} \sum_{\sigma,s}^{\pm 1} \int d\mathbf{p}^3 \ln \left(1 + \Upsilon_{\sigma,s} \exp \left(-\frac{m_{\sigma,s} \sqrt{1 + p^2/m_{\sigma,s}^2}}{T} \right) \right) + \dots \quad (6.30)$$

As we will see in the following section, this separation of the 'free-like' partition function can be reproduced in the Boltzmann distribution limit as well. This marks the end of the analytic analysis without approximations.

Boltzmann approach to electron-positron plasma

Since we address the temperature interval $200 \text{ keV} > T > 20 \text{ keV}$ where the effects of quantum Fermi statistics on the e^+e^- pair plasma are relatively small, but the gas is still considered relativistic, we will employ the Boltzmann approximation to the partition function in Eq. (6.18). However, we extrapolate our results for presentation completeness up to $T \simeq 4m_e$.

	aligned: $s = +1$	anti-aligned: $s = -1$
electron: $\sigma = +1$	$+\mu + \zeta$	$+\mu - \zeta$
positron: $\sigma = -1$	$-\mu - \zeta$	$-\mu + \zeta$

Table 7. Organizational schematic of matter-antimatter (σ) and polarization (s) states with respect to the chemical μ and polarization ζ potentials as seen in Eq. (6.34). Companion to Table 58.

To simplify the partition function, we consider the expansion of the logarithmic function

$$\ln(1+x) = \sum_{k=1}^{\infty} \frac{(-1)^{k+1}}{k} x^k, \quad \text{for } |x| < 1. \quad (6.31)$$

The partition function shown in equation Eq. (6.18) can be rewritten removing the logarithm as

$$\ln \mathcal{Z}_{e^+e^-} = \frac{eBV}{(2\pi)^2} \sum_{\sigma,s}^{\pm 1} \sum_{n=0}^{\infty} \sum_{k=1}^{\infty} \int_{-\infty}^{+\infty} dp_z \frac{(-1)^{k+1}}{k} \exp\left(k \frac{\sigma\mu + \sigma s\zeta - \tilde{m}_{\sigma,s} \varepsilon_{\sigma,s}^n}{T}\right), \quad (6.32)$$

$$\sigma\mu + \sigma s\zeta - \tilde{m}_{\sigma,s} \varepsilon_{\sigma,s}^n < 0, \quad (6.33)$$

which is well behaved as long as the factor in Eq. (6.33) remains negative. We evaluate the sums over σ and s as

$$\begin{aligned} \ln \mathcal{Z}_{e^+e^-} = & \frac{eBV}{(2\pi)^2} \sum_{n=0}^{\infty} \sum_{k=1}^{\infty} \int_{-\infty}^{+\infty} dp_z \frac{(-1)^{k+1}}{k} \times \\ & \left(\exp\left(k \frac{+\mu + \zeta}{T}\right) \exp\left(-k \frac{\tilde{m}_{+,+} \varepsilon_{+,+}^n}{T}\right) + \exp\left(k \frac{+\mu - \zeta}{T}\right) \exp\left(-k \frac{\tilde{m}_{+,-} \varepsilon_{+,-}^n}{T}\right) \right. \\ & \left. + \exp\left(k \frac{-\mu - \zeta}{T}\right) \exp\left(-k \frac{\tilde{m}_{-,+} \varepsilon_{-,+}^n}{T}\right) + \exp\left(k \frac{-\mu + \zeta}{T}\right) \exp\left(-k \frac{\tilde{m}_{-,-} \varepsilon_{-,-}^n}{T}\right) \right). \end{aligned} \quad (6.34)$$

We note from Fig. 58 that the first and fourth terms and the second and third terms share the same energies via

$$\varepsilon_{+,-}^n = \varepsilon_{-,-}^n, \quad \varepsilon_{+,-}^n = \varepsilon_{-,+}^n, \quad \varepsilon_{+,-}^n < \varepsilon_{+,+}^n. \quad (6.35)$$

Eq. (6.35) allows us to reorganize the partition function with a new magnetization quantum number s' , which characterizes paramagnetic flux increasing states ($s' = +1$)

and diamagnetic flux decreasing states ($s' = -1$). This recasts Eq. (6.34) as

$$\ln \mathcal{Z}_{e^+e^-} = \frac{eBV}{(2\pi)^2} \sum_{s'}^{\pm 1} \sum_{n=0}^{\infty} \sum_{k=1}^{\infty} \int_{-\infty}^{+\infty} dp_z \frac{(-1)^{k+1}}{k} \left[2\xi_{s'} \cosh \frac{k\mu}{T} \right] \exp \left(-k \frac{\tilde{m}_{s'} \varepsilon_{s'}^n}{T} \right), \quad (6.36)$$

with dimensionless energy $\varepsilon_{s'}^n$, polarization mass $\tilde{m}_{s'}$, and polarization $\zeta_{s'}$ redefined in terms of the moment orientation quantum number s'

$$\tilde{m}_{s'}^2 = m_e^2 + eB \left(1 - \frac{g}{2} s' \right), \quad (6.37)$$

$$\zeta \equiv \zeta_+ = -\zeta_- \quad \xi \equiv \xi_+ = \xi_-^{-1}, \quad \xi_{s'} = \xi^{\pm 1} = \exp \left(\pm \frac{\zeta}{T} \right). \quad (6.38)$$

We introduce the modified Bessel function K_ν (see Ch. 10 of [51]) of the second kind

$$K_\nu \left(\frac{m}{T} \right) = \frac{\sqrt{\pi}}{\Gamma(\nu - 1/2)} \frac{1}{m} \left(\frac{1}{2mT} \right)^{\nu-1} \int_0^\infty dp p^{2\nu-2} \exp \left(-\frac{m\varepsilon}{T} \right), \quad (6.39)$$

$$\nu > 1/2, \quad \varepsilon = \sqrt{1 + p^2/m^2}, \quad (6.40)$$

allowing us to rewrite the integral over momentum in Eq. (6.36) as

$$\frac{1}{T} \int_0^\infty dp_z \exp \left(-\frac{k\tilde{m}_{s'} \varepsilon_{s'}^n}{T} \right) = W_1 \left(\frac{k\tilde{m}_{s'} \varepsilon_{s'}^n(0, B)}{T} \right). \quad (6.41)$$

The function W_ν serves as an auxiliary function of the form $W_\nu(x) = xK_\nu(x)$. The notation $\varepsilon(0, B)$ in Eq. (6.41) refers to the definition of dimensionless energy found in Eq. (6.27) with $p_z = 0$.

Summation over the auxiliary function W_ν can be replaced via Euler-Maclaurin integration Eq. (6.23) as

$$\begin{aligned} \sum_{n=0}^{\infty} W_1(n) &= \int_0^\infty dn W_1(n) + \frac{1}{2} \left[W_1(\infty) + W_1(0) \right] \\ &\quad + \frac{1}{12} \left[\left. \frac{\partial W_1}{\partial n} \right|_\infty - \left. \frac{\partial W_1}{\partial n} \right|_0 \right] + R(2). \end{aligned} \quad (6.42)$$

Using the properties of Bessel function we have

$$\frac{\partial W_1(s', n)}{\partial n} = -\frac{k^2 eB}{T^2} K_0 \left(\frac{k}{T} \sqrt{\tilde{m}_{s'}^2 + 2eBn} \right), \quad W_1(\infty) = 0, \quad (6.43)$$

$$\int_a^\infty dx x^2 K_1(x) = a^2 K_2(a). \quad (6.44)$$

This yields

$$\begin{aligned} \sum_{n=0}^{\infty} W_1(s', n) &= \left(\frac{T^2}{k^2 eB} \right) \left[\left(\frac{k\tilde{m}_{s'}}{T} \right)^2 K_2 \left(\frac{k\tilde{m}_{s'}}{T} \right) \right] + \frac{1}{2} \left[\left(\frac{k\tilde{m}_{s'}}{T} \right) K_1 \left(\frac{k\tilde{m}_{s'}}{T} \right) \right] \\ &\quad + \frac{1}{12} \left[\left(\frac{k^2 eB}{T^2} \right) K_0 \left(\frac{k\tilde{m}_{s'}}{T} \right) \right]. \end{aligned} \quad (6.45)$$

The standard Boltzmann distribution is obtained by summing only $k = 1$ and neglecting the higher order terms. Therefore we can integrate the partition function over the summed Landau levels. After truncation of the series and error remainder (up to the first derivative $j = 2$), the partition function Eq. (6.32) can then be written in terms of modified Bessel K_ν functions of the second kind and cosmic magnetic scale b_0 , yielding

$$\ln \mathcal{Z}_{e^+e^-} \simeq \frac{T^3 V}{\pi^2} \sum_{s'}^{\pm 1} \left[\xi_{s'} \cosh \frac{\mu}{T} \right] \left(x_{s'}^2 K_2(x_{s'}) + \frac{b_0}{2} x_{s'} K_1(x_{s'}) + \frac{b_0^2}{12} K_0(x_{s'}) \right), \quad (6.46)$$

$$x_{s'} = \frac{\tilde{m}_{s'}}{T} = \sqrt{\frac{m_e^2}{T^2} + b_0 \left(1 - \frac{g}{2} s' \right)}. \quad (6.47)$$

The latter two terms in Eq. (6.46) proportional to $b_0 K_1$ and $b_0^2 K_0$ are the uniquely magnetic terms present in powers of magnetic scale Eq. (6.6) containing both spin and Landau orbital influences in the partition function. These are magnetic effects to, the orders $\mathcal{O}(eB)$ and $\mathcal{O}(eB)^2$ respectively. The K_2 term is analogous to the free Fermi gas [275] being modified only by spin effects.

This ‘separation of concerns’ can be rewritten as

$$\ln \mathcal{Z}_S = \frac{T^3 V}{\pi^2} \sum_{s'}^{\pm 1} \left[\xi_{s'} \cosh \frac{\mu}{T} \right] (x_{s'}^2 K_2(x_{s'})), \quad (6.48)$$

$$\ln \mathcal{Z}_{SO} = \frac{T^3 V}{\pi^2} \sum_{s'}^{\pm} \left[\xi_{s'} \cosh \frac{\mu}{T} \right] \left(\frac{b_0}{2} x_{s'} K_1(x_{s'}) + \frac{b_0^2}{12} K_0(x_{s'}) \right), \quad (6.49)$$

where the spin (S) and spin-orbit (SO) partition functions can be considered independently. When the magnetic scale b_0 is small, the spin-orbit term Eq. (6.49) becomes negligible, leaving only paramagnetic effects in Eq. (6.48) due to spin. In the nonrelativistic limit, Eq. (6.48) reproduces a quantum gas whose Hamiltonian is defined as the free particle (FP) Hamiltonian plus the magnetic dipole (MD) Hamiltonian which span two independent Hilbert spaces $\mathcal{H}_{FP} \otimes \mathcal{H}_{MD}$. The nonrelativistic limit will be further discussed in the following.

Writing the partition function as Eq. (6.46) instead of Eq. (6.32) has the additional benefit that the partition function remains finite in the free gas ($B \rightarrow 0$) limit. This is because the free Fermi gas and Eq. (6.48) are mathematically analogous to one another. As the Bessel K_ν functions are evaluated as functions of x_\pm in Eq. (6.47), the ‘free’ part of the partition K_2 is still subject to spin magnetization effects. In the limit where $B \rightarrow 0$, the free Fermi gas is recovered in both the Boltzmann approximation $k = 1$ and the general case $\sum_{k=1}^{\infty}$.

Nonrelativistic limit of the magnetized partition function

While we label the first term in Eq. (6.30) as the ‘free’ partition function, this is not strictly true as the partition function dependent on the magnetic-mass we defined in Eq. (6.27). When determining the magnetization of the quantum Fermi gas, derivatives of the magnetic field B will not fully vanish on this first term which will result in an intrinsic magnetization which is distinct from the Landau levels.

This represents magnetization that arises from the spin magnetic energy rather than orbital contributions. To demonstrate this, we will briefly consider the weak field

limit for $g = 2$. The effective polarized mass for electrons is then

$$\tilde{m}_+^2 = m_e^2, \quad (6.50)$$

$$\tilde{m}_-^2 = m_e^2 + 2eB, \quad (6.51)$$

with energy eigenvalues

$$E_n^+ = \sqrt{p_z^2 + m_e^2 + 2eBn}, \quad (6.52)$$

$$E_n^- = \sqrt{(E_n^+)^2 + 2eB}. \quad (6.53)$$

The spin anti-aligned states in the nonrelativistic (NR) limit reduce to

$$E_n^-|_{\text{NR}} \approx E_n^+|_{\text{NR}} + \frac{eB}{m_e}. \quad (6.54)$$

This shift in energies is otherwise not influenced by summation over Landau quantum number n , therefore we can interpret this energy shift as a shift in the polarization potential from Eq. (6.22). The polarization potential is then

$$\zeta_e^\pm = \zeta_e \pm \frac{eB}{2m_e}, \quad (6.55)$$

allowing us to rewrite the partition function in Eq. (6.32) as

$$\ln \mathcal{Z}_{e^-}|_{NR} = \frac{eBV}{(2\pi)^2} \sum_{s'}^\pm \sum_{n=0}^\infty \sum_{k=1}^\infty \int_{-\infty}^{+\infty} dp_z \frac{(-1)^{k+1}}{k} 2 \cosh(k\beta\zeta_e^{s'}) \lambda^k \exp(-k\epsilon_n/T), \quad (6.56)$$

$$\epsilon_n = m_e + \frac{p_z^2}{2m_e} + \frac{eB}{2m_e} (n+1). \quad (6.57)$$

Eq. (6.56) is then the traditional NR quantum harmonic oscillator partition function with a spin dependant potential shift differentiating the aligned and anti-aligned states. We note that in this formulation, the spin contribution is entirely excised from the orbital contribution. Under Euler-Maclaurin integration, the now spin-independent Boltzmann factor can be further separated into ‘free’ and Landau quantum parts as was done in Eq. (6.30) for the relativistic case. We note however that the inclusion of anomalous magnetic moment spoils this clean separation.

Electron-positron chemical potential

We refer to developments present Sec. 5.2: Considering the temperature after neutrino freeze-out, the charge neutrality condition can be written as

$$(n_{e^-} - n_{e^+}) = n_p = X_p \left(\frac{n_B}{\sigma_{\gamma,e}} \right) \sigma_{\gamma,e}, \quad X_p \equiv \frac{n_p}{n_B}, \quad (6.58)$$

where n_p and n_B is the number density of protons and baryons respectively. The parameter $s_{\gamma,e}$ is the entropy density which is primarily dominated by photons and electron(positrons) in this era. Due to the adiabatic expansion of the primordial Universe, the comoving entropy density is a conserved making the ratio

$$\frac{n_B}{\sigma_{\gamma,e}} = \text{const.}, \quad (6.59)$$

a constant which can be measured today from the entropy content of the CMB today [6]. The proton-to-baryon ratio is slightly offset by the presence of neutrons.

In presence of a magnetic field in the Boltzmann approximation, the charge neutrality condition Eq. (6.21) and Eq. (6.58) becomes

$$\sinh \frac{\mu}{T} = n_p \frac{\pi^2}{T^3} \left[\sum_{s'}^{\pm 1} \xi_{s'} \left(x_{s'}^2 K_2(x_{s'}) + \frac{b_0}{2} x_{s'} K_1(x_{s'}) + \frac{b_0^2}{12} K_0(x_{s'}) \right) \right]^{-1}. \quad (6.60)$$

Eq. (6.60) is fully determined by the right-hand side expression if the polarization fugacity is set to unity $\zeta = 0$ implying no external bias to the number of polarizations except as a consequence of the difference in energy eigenvalues. In practice, the latter two terms in Eq. (6.60) are negligible to chemical potential in the bounds of the primordial e^+e^- plasma considered and only becomes relevant for extreme (see Fig. 59) magnetic field strengths well outside our scope.

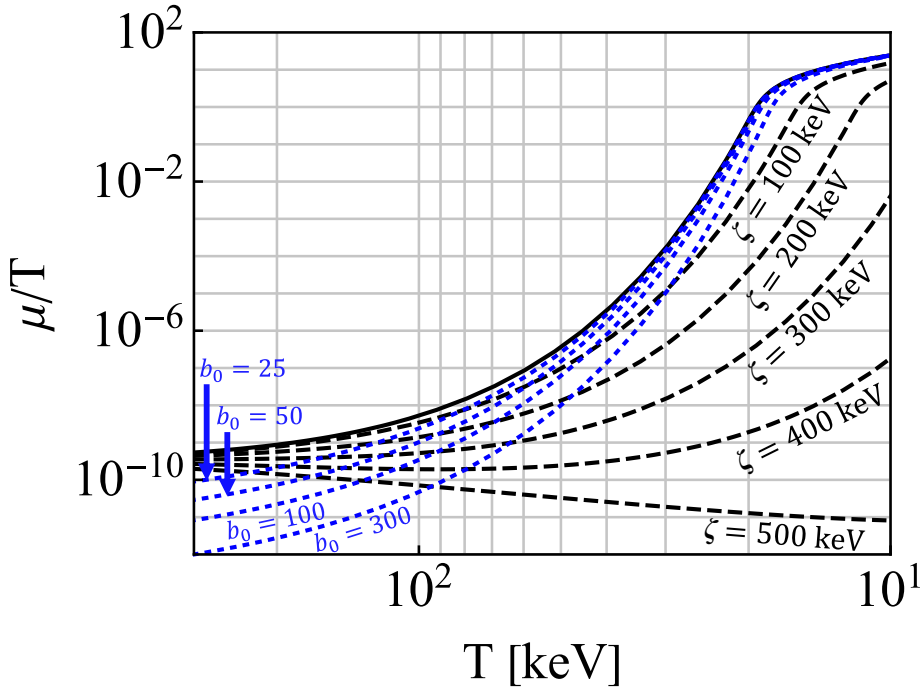


Fig. 59. The chemical potential over temperature μ/T is plotted as a function of temperature with differing values of spin potential ζ and magnetic scale b_0 . Published in Ref. [223] under the CC BY 4.0 license. Adapted from Ref. [9]

If there is no external magnetic field $b_0 = 0$ Eq. (6.60) simplifies into

$$\sinh \frac{\mu}{T} = n_p \frac{\pi^2}{T^3} \left[2 \cosh \frac{\zeta}{T} \left(\frac{m_e}{T} \right)^2 K_2 \left(\frac{m_e}{T} \right) \right]^{-1}. \quad (6.61)$$

In Fig. 59 we plot the chemical potential μ/T in Eq. (6.60) and Eq. (6.61) that characterizes the importance of the charged lepton asymmetry as a function of temperature. Since the baryon (and thus charged lepton) asymmetry remains fixed, the suppression

of μ/T at high temperatures indicates a large pair density which is seen explicitly in Fig. 57. The black line corresponds to the $b_0 = 0$ and $\zeta = 0$ case.

The para-diamagnetic contribution from Eq. (6.49) does not appreciably influence μ/T until the magnetic scales involved become incredibly large well outside the observational bounds defined in Eq. (6.1) and Eq. (6.6) as seen by the dotted blue curves of various large values $b_0 = \{25, 50, 100, 300\}$. The chemical potential is also insensitive to forcing by the spin potential until ζ reaches a significant fraction of the electron mass m_e in size. The chemical potential for large values of spin potential $\zeta = \{100, 200, 300, 400, 500\}$ keV are also plotted as dashed black lines with $b_0 = 0$.

It is interesting to note that there are crossing points where a given chemical potential can be described as either an imbalance in spin-polarization or presence of external magnetic field. While spin potential suppresses the chemical potential at low temperatures, external magnetic fields only suppress the chemical potential at high temperatures.

The profound insensitivity of the chemical potential to these parameters justifies the use of the free particle chemical potential (black line) in the ranges of magnetic field strength considered for cosmology. Mathematically this can be understood as ζ and b_0 act as small corrections in the denominator of Eq. (6.60) if expanded in powers of these two parameters.

6.2 Relativistic paramagnetism of electron-positron gas

The total magnetic flux within a region of space can be written as the sum of external fields and the magnetization of the medium via

$$B_{\text{total}} = B + \mathcal{M}. \quad (6.62)$$

For the simplest mediums without ferromagnetic or hysteresis considerations, the relationship can be parameterized by the susceptibility χ of the medium as

$$B_{\text{total}} = (1 + \chi)B, \quad \mathcal{M} = \chi B, \quad \chi \equiv \frac{\partial \mathcal{M}}{\partial B}, \quad (6.63)$$

with the possibility of both paramagnetic materials ($\chi > 1$) and diamagnetic materials ($\chi < 1$). The e^+e^- plasma however does not so neatly fit in either category as given by Eq. (6.48) and Eq. (6.49). In general, the susceptibility of the gas will itself be a field dependant quantity.

In our analysis, the external magnetic field always appears within the context of the magnetic scale b_0 , therefore we can introduce the change of variables

$$\frac{\partial b_0}{\partial B} = \frac{e}{T^2}. \quad (6.64)$$

The magnetization of the e^+e^- plasma described by the partition function in Eq. (6.46) can then be written as

$$\mathcal{M} \equiv \frac{T}{V} \frac{\partial}{\partial B} \ln \mathcal{Z}_{e^+e^-} = \frac{T}{V} \left(\frac{\partial b_0}{\partial B} \right) \frac{\partial}{\partial b_0} \ln \mathcal{Z}_{e^+e^-}. \quad (6.65)$$

Magnetization arising from other components in the cosmic gas (protons, neutrinos, etc.) could in principle also be included. Neutrinos for example may have a non-zero magnetic moment and participate in the magnetization of the cosmic plasma. Additionally, a more complete understanding of magnetic dynamics is required; for classical and semi-classical efforts in this regime see [278, 279, 280]. Localized inhomogeneities

of matter evolution are often non-trivial and generally be solved numerically using magneto-hydrodynamics (MHD) [218, 281, 282] or with a suitable Boltzmann-Vlasov transport equation. An extension of our work would be to embed magnetization into transport theory [98]. In the context of MHD, primordial magnetogenesis from fluid flows in the electron-positron epoch was considered in [283, 284].

We introduce dimensionless units for magnetization \mathfrak{M} by defining the critical field strength

$$B_C \equiv \frac{m_e^2}{e}, \quad \mathfrak{M} \equiv \frac{\mathcal{M}}{B_C}. \quad (6.66)$$

The scale B_C is where electromagnetism is expected to become subject to non-linear effects, though luckily in our regime of interest, electrodynamics should be linear. We note however that the upper bounds of IGMFs in Eq. (6.1) (with $b_0 = 10^{-3}$; see Eq. (6.6)) brings us to within 1% of that limit for the external field strength in the temperature range considered.

The total magnetization \mathfrak{M} can be broken into the sum of magnetic moment parallel \mathfrak{M}_+ and magnetic moment anti-parallel \mathfrak{M}_- contributions

$$\mathfrak{M} = \mathfrak{M}_+ + \mathfrak{M}_-. \quad (6.67)$$

We note that the expression for the magnetization simplifies significantly for $g=2$ which is the ‘natural’ gyro-magnetic factor [285, 286] for Dirac particles. For illustration, the $g=2$ magnetization from Eq. (6.65) is then

$$\mathfrak{M}_+ = \frac{e^2}{\pi^2} \frac{T^2}{m_e^2} \xi \cosh \frac{\mu}{T} \left[\frac{1}{2} x_+ K_1(x_+) + \frac{b_0}{6} K_0(x_+) \right], \quad (6.68)$$

$$-\mathfrak{M}_- = \frac{e^2}{\pi^2} \frac{T^2}{m_e^2} \xi^{-1} \cosh \frac{\mu}{T} \left[\left(\frac{1}{2} + \frac{b_0^2}{12x_-^2} \right) x_- K_1(x_-) + \frac{b_0}{3} K_0(x_-) \right], \quad (6.69)$$

$$x_+ = \frac{m_e}{T}, \quad x_- = \sqrt{\frac{m_e^2}{T^2} + 2b_0}. \quad (6.70)$$

As the g -factor of the electron is only slightly above two at $g \simeq 2.00232$ [273], the above two expressions for \mathfrak{M}_+ and \mathfrak{M}_- are only modified by a small amount because of anomalous magnetic moment (AMM) and would be otherwise invisible on our figures.

Evolution of electron-positron magnetization

In Fig. 60, we plot the magnetization as given by Eq. (6.68) and Eq. (6.69) with the spin potential set to unity $\xi = 1$. The lower (solid red) and upper (solid blue) bounds for cosmic magnetic scale b_0 are included. The external magnetic field strength B/B_C is also plotted for lower (dotted red) and upper (dotted blue) bounds. Since the derivative of the partition function governing magnetization may manifest differences between Fermi-Dirac and the here used Boltzmann limit more acutely, out of abundance of caution, we indicate extrapolation outside the domain of validity of the Boltzmann limit with dashes.

We see in Fig. 60 that the e^+e^- plasma is overall paramagnetic and yields a positive overall magnetization which is contrary to the traditional assumption that matter-antimatter plasma lack significant magnetic responses of their own in the bulk. With that said, the magnetization never exceeds the external field under the parameters considered which shows a lack of ferromagnetic behavior.

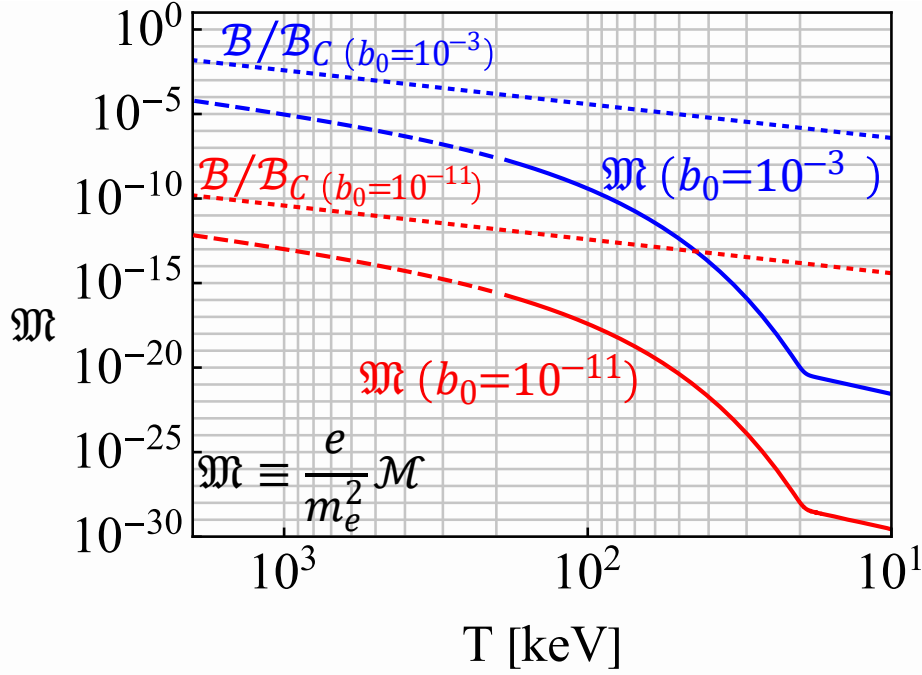


Fig. 60. The magnetization \mathfrak{M} , with $g=2$, of the primordial e^+e^- plasma is plotted as a function of temperature. *Published in Ref. [223] under the CC BY 4.0 license. Adapted from Ref. [1, 9]*

The large abundance of pairs causes the smallness of the chemical potential seen in Fig. 59 at high temperatures. As the primordial Universe expands and temperature decreases, there is a rapid decrease of the density n_{e^\pm} of e^+e^- pairs. This is the primary cause of the rapid paramagnetic decrease seen in Fig. 60 above $T=21$ keV. At lower temperatures $T < 21$ keV there remains a small electron excess (see Fig. 57) needed to neutralize proton charge. These excess electrons then govern the residual magnetization and dilutes with cosmic expansion.

An interesting feature of Fig. 60 is that the magnetization in the full temperature range increases as a function of temperature. This is contrary to Curie's law [275] which stipulates that paramagnetic susceptibility of a laboratory material is inversely proportional to temperature. However, Curie's law applies to systems with fixed number of particles which is not true in our situation.

A further consideration is possible hysteresis as the e^+e^- density drops with temperature. It is not immediately obvious the gas's magnetization should simply 'de-gauss' so rapidly without further consequence. If the very large paramagnetic susceptibility present for $T \simeq m_e$ is the origin of an overall magnetization of the plasma, the conservation of magnetic flux through the comoving surface ensures that the initial residual magnetization is preserved at a lower temperature by Faraday induced kinetic flow processes however our model presented here cannot account for such effects.

Primordial Universe conditions may also apply to some extreme stellar objects with rapid change in n_{e^\pm} with temperatures above $T=21$ keV. Production and annihilation of e^+e^- plasmas is also predicted around compact stellar objects [287, 288] potentially as a source of gamma-ray bursts.

Dependency on g -factor

As discussed at the end of Sec. 6.2, the AMM of e^+e^- is not relevant in the present model. However out of academic interest, it is valuable to consider how magnetization is affected by changing the g -factor significantly.

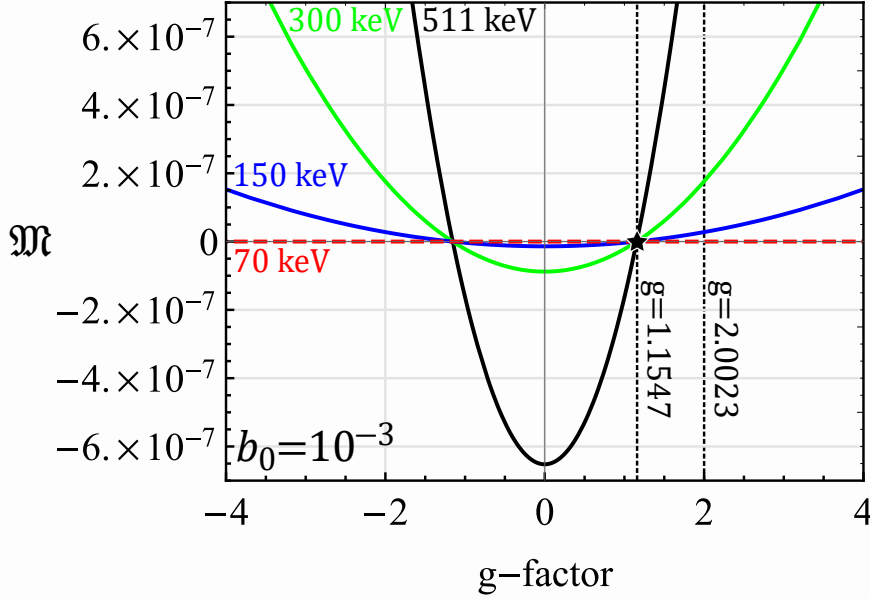


Fig. 61. The magnetization \mathfrak{M} as a function of g -factor plotted for several temperatures with magnetic scale $b_0 = 10^{-3}$ and polarization fugacity $\xi = 1$. Published in Ref. [223] under the CC BY 4.0 license. Adapted from Ref. [9]

The influence of AMM would be more relevant for the magnetization of baryon gases since the g -factor for protons ($g \approx 5.6$) and neutrons ($g \approx 3.8$) are substantially different from $g=2$. The influence of AMM on the magnetization of thermal systems with large baryon content (neutron stars, magnetars, hypothetical bose stars, etc.) is therefore also of interest [289, 290].

Eq. (6.68) and Eq. (6.69) with arbitrary g reintroduced is given by

$$\mathfrak{M} = \frac{e^2 T^2}{\pi^2 m_e^2} \sum_{s'}^{\pm 1} \xi_{s'} \cosh \frac{\mu}{T} [C_{s'}^1(x_{s'}) K_1(x_{s'}) + C_{s'}^0 K_0(x_{s'})], \quad (6.71)$$

$$C_{s'}^1(x_{\pm}) = \left[\frac{1}{2} - \left(\frac{1}{2} - \frac{g}{4} s' \right) \left(1 + \frac{b_0^2}{12x_{s'}^2} \right) \right] x_{s'}, \quad C_{s'}^0 = \left[\frac{1}{6} - \left(\frac{1}{4} - \frac{g}{8} s' \right) \right] b_0, \quad (6.72)$$

where $x_{s'}$ was previously defined in Eq. (6.47). In Fig. 61, we plot the magnetization as a function of g -factor between $4 > g > -4$ for temperatures $T = \{511, 300, 150, 70\}$ keV. We find that the magnetization is sensitive to the value of AMM, revealing a transition point between paramagnetic ($\mathfrak{M} > 0$) and diamagnetic gases ($\mathfrak{M} < 0$). Curiously, the transition point was numerically determined to be around $g \simeq 1.1547$ in the limit $b_0 \rightarrow 0$. The exact position of this transition point however was found to be both temperature and b_0 sensitive, though it moved little in the ranges considered.

It is not surprising for there to be a transition between diamagnetism and paramagnetism given that the partition function (see Eq. (6.48) and Eq. (6.49)) contained

elements of both. With that said, the transition point presented at $g \approx 1.15$ should not be taken as exact because of the approximations used to obtain the above results.

It is likely that the exact transition point has been altered by our taking of the Boltzmann approximation and Euler-Maclaurin integration steps. It is known that the Klein-Gordon-Pauli solutions to the Landau problem in Eq. (6.4) have periodic behavior [272, 285, 286] for $|g| = k/2$ (where $k \in 1, 2, 3 \dots$).

These integer and half-integer points represent when the two Landau towers of orbital levels match up exactly. Therefore, we propose a more natural transition between the spinless diamagnetic gas of $g = 0$ and a paramagnetic gas is $g = 1$. A more careful analysis is required to confirm this, but that our numerical value is close to unity is suggestive.

Magnetization per lepton

Despite the relatively large magnetization seen in Fig. 60, the average contribution per lepton is only a small fraction of its overall magnetic moment indicating the magnetization is only loosely organized. Specifically, the magnetization regime we are in is described by

$$\mathcal{M} \ll \mu_B \frac{N_{e^+} + N_{e^-}}{V}, \quad \mu_B \equiv \frac{e}{2m_e}, \quad (6.73)$$

where μ_B is the Bohr magneton and $N = nV$ is the total particle number in the proper volume V . To better demonstrate that the plasma is only weakly magnetized, we define the average magnetic moment per lepton given by along the field (z -direction) axis as

$$|\vec{m}|_z \equiv \frac{\mathcal{M}}{n_{e^-} + n_{e^+}}, \quad |\vec{m}|_x = |\vec{m}|_y = 0. \quad (6.74)$$

Statistically, we expect the transverse expectation values to be zero. We emphasize here that despite $|\vec{m}|_z$ being nonzero, this doesn't indicate a nonzero spin angular momentum as our plasma is nearly matter-antimatter symmetric. The quantity defined in Eq. (6.74) gives us an insight into the microscopic response of the plasma.

The average magnetic moment $|\vec{m}|_z$ defined in Eq. (6.74) is plotted in Fig. 62 which displays how essential the external field is on the 'per lepton' magnetization. The $b_0 = 10^{-3}$ case (blue curve) is plotted in the Boltzmann approximation. The dashed lines indicate where this approximation is only qualitatively correct. For illustration, a constant magnetic field case (solid green line) with a comoving reference value chosen at temperature $T_0 = 10$ keV is also plotted.

If the field strength is held constant, then the average magnetic moment per lepton is suppressed at higher temperatures as expected for magnetization satisfying Curie's law. The difference in Fig. 62 between the non-constant (blue solid curve) case and the constant field (solid green curve) case demonstrates the importance of the conservation of primordial magnetic flux in the plasma, required by Eq. (6.5). While not shown, if Fig. 62 was extended to lower temperatures, the magnetization per lepton of the constant field case would be greater than the non-constant case which agrees with our intuition that magnetization is easier to achieve at lower temperatures. This feature again highlights the importance of flux conservation in the system and the uniqueness of the primordial cosmic environment.

6.3 Polarization potential and ferromagnetism

Up to this point, we have neglected the impact that a nonzero spin potential $\zeta \neq 0$ (and thus $\xi \neq 1$) would have on the primordial e^+e^- plasma magnetization. In the

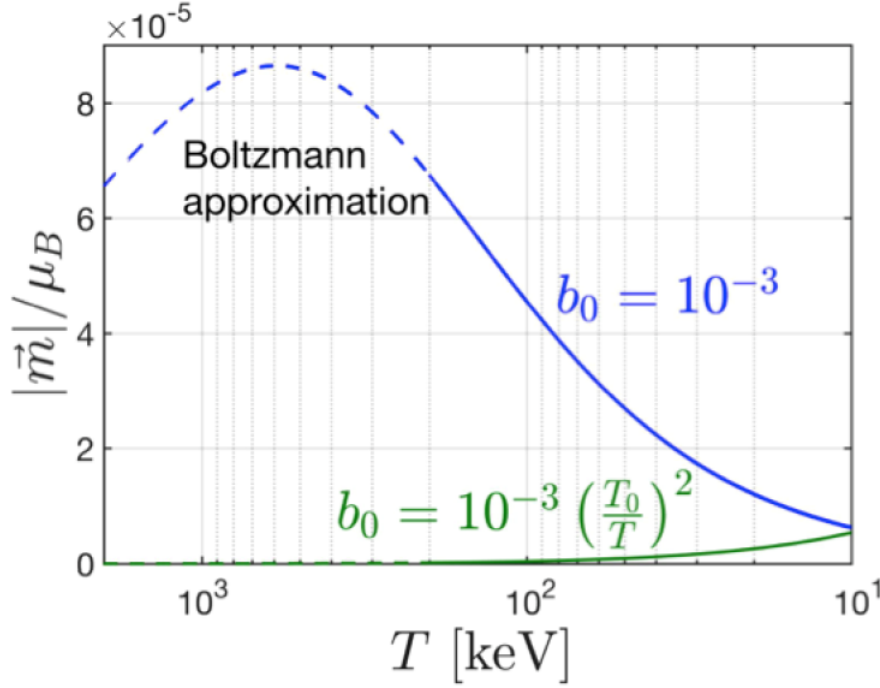


Fig. 62. The magnetic moment per lepton $|\vec{m}|_z$ along the field axis as a function of temperature. Published in Ref. [9] under the [CC BY 4.0 license](#)

limit that $(m_e/T)^2 \gg b_0$ the magnetization given in Eq.(6.71) and Eq.(6.72) is entirely controlled by the polarization fugacity ξ asymmetry generated by the spin potential ζ yielding up to first order $\mathcal{O}(b_0)$ in magnetic scale

$$\lim_{m_e^2/T^2 \gg b_0} \mathfrak{M} = \frac{g}{2} \frac{e^2}{\pi^2} \frac{T^2}{m_e^2} \sinh \frac{\zeta}{T} \cosh \frac{\mu}{T} \left[\frac{m_e}{T} K_1 \left(\frac{m_e}{T} \right) \right] + b_0 \left(g^2 - \frac{4}{3} \right) \frac{e^2}{8\pi^2} \frac{T^2}{m_e^2} \cosh \frac{\zeta}{T} \cosh \frac{\mu}{T} K_0 \left(\frac{m_e}{T} \right) + \mathcal{O}(b_0^2). \quad (6.75)$$

Given Eq.(6.75), we can understand the spin potential as a kind of ‘ferromagnetic’ influence on the primordial gas that allows for magnetization even in the absence of external magnetic fields. This interpretation is reinforced by the fact the leading coefficient is $g/2$. We suggest that a variety of physics could produce a small nonzero ζ within a domain of the gas. Such asymmetries could also originate statistically as while the expectation value of free gas polarization is zero, the variance is likely not.

As $\sinh \zeta/T$ is an odd function, the sign of ζ also controls the alignment of the magnetization. In the high temperature limit Eq.(6.75) with strictly $b_0 = 0$ assumes a form of to lowest order for brevity

$$\lim_{m_e/T \rightarrow 0} \mathfrak{M}|_{b_0=0} = \frac{g}{2} \frac{e^2}{\pi^2} \frac{T^2}{m_e^2} \frac{\zeta}{T}. \quad (6.76)$$

While the limit in Eq.(6.76) was calculated in only the Boltzmann limit, it is noteworthy that the high temperature (and $m \rightarrow 0$) limit of Fermi-Dirac distributions only differs from the Boltzmann result by a proportionality factor. The natural scale of

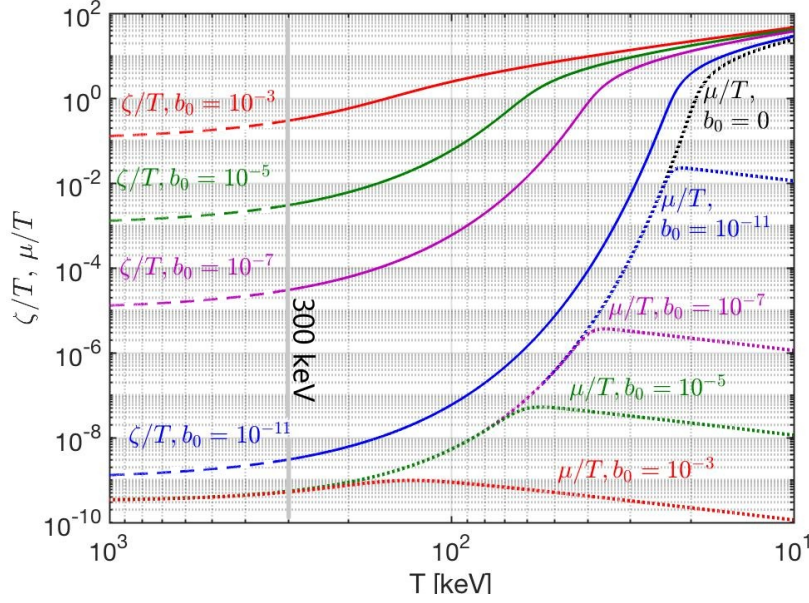


Fig. 63. The spin potential ζ and chemical potential μ are plotted under the assumption of self-magnetization through a nonzero spin polarization in bulk of the plasma. Adapted from Ref. [9]

the e^+e^- magnetization with only a small spin fugacity ($\zeta < 1$ eV) fits easily within the bounds of the predicted magnetization during this era if the IGMF measured today was of primordial origin. The reason for this is that the magnetization seen in Eq. (6.68), Eq. (6.69) and Eq. (6.75) are scaled by αB_C where α is the fine structure constant.

Hypothesis of ferromagnetic self-magnetization

One exploratory model we propose is to fix the spin polarization asymmetry, described in Eq. (6.22), to generate a homogeneous magnetic field which dissipates as the primordial Universe cools down. In this model, there is no external primordial magnetic field ($B_{\text{PMF}} = 0$) generated by some unrelated physics, but rather the e^+e^- plasma itself is responsible for the field by virtue of spin polarization.

This would obey the following assumption of

$$\mathfrak{M}(b_0) = \frac{\mathcal{M}(b_0)}{B_C} \longleftrightarrow \frac{B}{B_C} = b_0 \frac{T^2}{m_e^2}, \quad (6.77)$$

which sets the total magnetization as a function of itself. The spin polarization described by $\zeta \rightarrow \zeta(b_0, T)$ then becomes a fixed function of the temperature and magnetic scale. The underlying assumption would be the preservation of the homogeneous field would be maintained by scattering within the gas (as it is still in thermal equilibrium) modulating the polarization to conserve total magnetic flux.

The result of the self-magnetization assumption in Eq. (6.77) for the potentials is plotted in Fig. 63. The solid lines indicate the curves for ζ/T for differing values of $b_0 = \{10^{-11}, 10^{-7}, 10^{-5}, 10^{-3}\}$ which become dashed above $T = 300$ keV to indicate that the Boltzmann approximation is no longer appropriate though the general trend should remain unchanged.

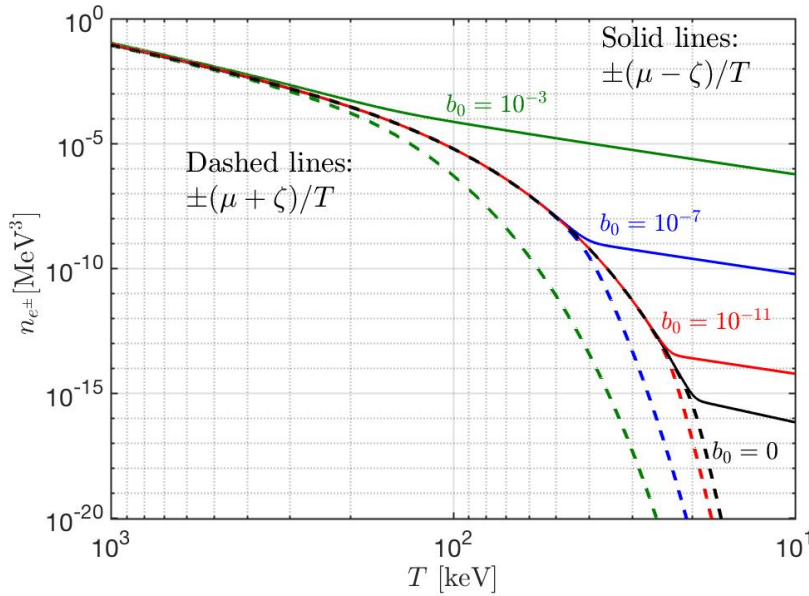


Fig. 64. The number density $n_{e\pm}$ of polarized electrons and positrons under the self-magnetization model for differing values of b_0 . Published in Ref. [9] under the *CC BY 4.0 license*

The dotted lines are the curves for the chemical potential μ/T . At high temperatures we see that a relatively small ζ/T is needed to produce magnetization owing to the large densities present. Fig. 63 also shows that the chemical potential does not deviate from the free particle case until the spin polarization becomes sufficiently high which indicates that this form of self-magnetization would require the annihilation of positrons to be incomplete even at lower temperatures.

This is seen explicitly in Fig. 64 where we plot the numerical density of particles as a function of temperature for spin aligned ($+\zeta$) and spin anti-aligned ($-\zeta$) species for both positrons ($-\mu$) and electrons ($+\mu$). Various self-magnetization strengths are also plotted to match those seen in Fig. 63. The nature of T_{split} changes under this model since antimatter and polarization states can be extinguished separately. Positrons persist where there is insufficient electron density to maintain the magnetic flux. Polarization asymmetry therefore appears physical only in the domain where there is a large number of matter-antimatter pairs.

Matter inhomogeneities in the cosmic plasma

In general, an additional physical constraint is required to fully determine μ and ζ simultaneously as both potentials have mutual dependency (see Sec. 6.3). We note that spin polarizations are not required to be in balanced within a single species to preserve angular momentum.

The CMB [10] indicates that the primordial Universe was home to domains of slightly higher and lower baryon densities which resulted in the presence of galactic super-clusters, cosmic filaments, and great voids seen today. However, the CMB, as measured today, is blind to the localized inhomogeneities required for gravity to begin galaxy and supermassive black hole formation.

Such acute inhomogeneities distributed like a dust [216] in the plasma would make the proton density sharply and spatially dependant $n_p \rightarrow n_p(x)$ which would directly affect the potentials $\mu(x)$ and $\zeta(x)$ and thus the density of electrons and positrons locally. This suggests that e^+e^- may play a role in the initial seeding of gravitational collapse. If the plasma were home to such localized magnetic domains, the nonzero local angular momentum within these domains would provide a natural mechanism for the formation of rotating galaxies today.

Recent measurements by the James Webb Space Telescope (JWST) [291, 292, 293] indicate that galaxy formation began surprisingly early at large redshift values of $z \gtrsim 10$ within the first 500 million years of the primordial Universe, requiring gravitational collapse to begin in a hotter environment than expected. The observation of supermassive black holes already present [294] in this same high redshift period (with millions of solar masses) indicates the need for local high density regions in the primordial Universe whose generation is not yet explained and likely need to exist long before the recombination epoch.

7 Summary and Discussion

We have presented a compendium of theoretical models addressing the particle and plasma content of the primordial Universe. The Universe at a temperature above 10 keV is dominated by ‘visible’ matter, and dependence on unknown dark matter and dark energy is minimal. However any underlying dark component will later surface, thus the understanding of this primordial epoch also as a source of darkness (including neutrinos background) in the present day Universe is among our objectives.

Select introductory material addressing kinetic theory, statistical physics, and general relativity has been presented. Kinetic and plasma theory are described in greater detail. Einstein’s gravity theory, found in many other sources, is limited to the minimum required in the study of the primordial Universe within the confines of the FLRW cosmology model.

This work connects several of our prior and ongoing studies of cosmic particle plasma in the primordial Universe. The three primary eras, radiation, matter, and dark energy dominance, can be recognized in terms of the acceleration parameter q . We introduce this tool in the cosmology primer Sec. 1.3, connecting these distinct epochs smoothly in Sec. 1.4. Detailed results concerning time and temperature relation allowing for the reheating of the Universe were shown. Entropy transfer (reheating) inflates the Universe’s expansion whenever the ambient temperature is too low to support the massive particle abundance.

In detailed studies, we explored particle abundances and plasma properties, which improved our comprehensive understanding of the Universe and its evolution. Many of the methods we presented and used in the study of the early Universe were developed for relativistic heavy-ion collision applications. However, the hot Universe environment differs from relativistic heavy-ion laboratory experiments, and this is best appreciated considering the evolution of particle inventory: In the evolving Universe, we allow for a full adjustment of particle yields to the ambient temperature of the dynamically expanding Universe, and we follow these yields as a function of temperature with chemical potential(s) constrained by the Universe baryon asymmetry. Each particle, irrespective of its interaction, has individual decoupling temperature, with unstable particles usually rapidly disappearing after decoupling, while stable decoupled particles free-streaming.

In contrast to this, in the laboratory heavy-ion experiments: a) Only strongly interacting degrees of freedom are typically observed; b) Particle yields follow from a single freeze-out near to QGP-hadron gas phase cross-over; c) Detailed particle yields

allow us to measure the dynamically created chemical potentials; d) An analysis of laboratory experimental data creates a snap-shot image of the one high T freeze-out instant. Clearly, a direct, detailed comparison between the early Universe particle inventory and laboratory experiments cannot be attempted. Similar remarks apply to all other observables: we learn in laboratory experiments the required methodology which we use in the study of the dynamic primordial Universe.

This conceptual connection between heavy ion experiments and the early Universe has profound importance beyond the study of particle inventory. Known probes of the primordial Universe, such as the cosmic microwave background and primordial light nuclei abundances, are indirectly driven by macroscopic EM fields and transport properties in primordial plasma, including the QGP, which underpin response to primordial magnetic fields and eventual early structure formation. In Sec. 2.4, we presented the electromagnetic properties of QGP in heavy ion collisions. This insight leads us to derive an analytic formula that predicts the freeze-out magnetic field that governs the micro-bang in the laboratory, potentially enabling experimental determination of the QGP electromagnetic conductivity, as was recently proposed [88], which determines the understanding of the primordial QGP.

One important aspect of the laboratory study of the hot primordial Universe is the experimental access in ultra relativistic heavy-ion collision experiments to the process of melting of matter into constituent quarks at high enough temperature. The idea that one could recreate this Big-Bang condition in laboratory was indeed the beginning of the modern interest in better understanding the structure of the primordial Universe.

We recalled the 50 years of effort that began with the recognition of novel structures in the primordial Universe beyond the Hagedorn temperature and the exploration of this high-temperature deconfined quark-gluon phase. Moreover, the study of the phase transformation between confined hadrons and deconfined quark-gluon plasma in the laboratory facilitates the understanding of the primordial Universe dating to the earliest instants after its birth, about 20-30 μs after the Big-Bang. The question of how we can recognize the quark-gluon plasma observed in the laboratory to be different from the hadron Universe content was mentioned.

Many interesting phenomena in the primordial Universe depend on nonequilibrium conditions, and this topic is at the core of our theoretical interest. Nuance differences between kinetic and chemical equilibrium, dynamic but stationary detailed balance, and non-stationary phenomena recur as topics of interest in our discussion. For bottom quarks in Sec. 2.3 we recognize in detail the deviations from thermal equilibrium, particle freeze-out, and detailed balance away from the thermal equilibrium condition and isolate the non-stationary components. These nonequilibrium concepts developed for more esoteric purposes are pivotal, in our opinion, in recognizing any remnant observable of the primordial Universe.

The experimental study in the laboratory of the dynamic micro-bang stimulates the development of detailed models of the strongly interacting hadron era of the Universe. We use some of the tools created for laboratory experiment interpretation to study properties of hadronic matter in the Universe and strangeness flavor freeze-out in particular in Sec. 2.5.

These kinetic and dynamic insights drive our interest, leading beyond our interest in strangeness and bottom quarks to all heavy PP-SM particles. We question the potential that primordial QGP era harbors opportunity for baryogenesis, we look both for the bottom quarks and the Higgs particle induced reactions, Sec. 2.1. This work will continue.

The different epochs in the Universe evolution are often considered as being distinctly separate. However, we have shown that this is not always the case. We note the ‘squeeze’ of neutrino decoupling between: The electron-positron annihilation re-

heating of photons at the low temperature edge at about $T = 1$ MeV; and heavy lepton (muon) disappearance on the high- T edge at about $T = 4.5$ MeV, Sec. 5.1.

This fine-tuning into a narrow available domain prompted our investigation of neutrino decoupling as a function of the magnitude of the governing natural constants, Sec. 3.4. This characterization of neutrino freeze-out constrains the time variation of natural constants. We present in Appendix C a novel computationally efficient moving-frame numerical method we developed to obtain the required results.

Our in-depth study of the neutrino background shows future potential to reconcile observational tensions that arise between the reported present day speed of Universe expansion H_0 (Hubble parameter in present epoch) and extrapolations from the recombination epoch. One can question how H_0 could depend on a better understanding of the dynamics of the free-streaming quantum neutrinos across mass thresholds. We recently laid a relevant theoretical foundation, allowing us to develop further this very intricate topic [295].

In Sec. 3.2, we provided background on the Boltzmann-Einstein equation, including proofs of the conservation laws and the Boltzmann's H-theorem for interactions between any number of particles; this is of interest as the evolution of the Universe often requires detailed balance involving more than two particle scattering. To our knowledge, proof for general numbers m, n with $m \rightarrow n$ -particle interactions is not available in other references on the subject.

Following on the neutrino decoupling we encounter in the temporal evolution of the Universe another example of two era overlap, this time potentially much more consequential: The era of electron-positron pair plasma annihilation begins immediate after neutrino decoupling and yet the primordial nucleosynthesis at a temperature that is 15 times lower proceeds amidst a dense e^+e^- -pair plasma background, which fades out well after BBN ends.

This effect is clearly visible but maybe is not fully appreciated when inspecting in Fig. 1.1: We see that the line for the e^+e^- -component is a "small" e^+e^- -energy fraction during the marked BBN epoch. It seems that the e^+e^- -pair plasma is in process of disappearance and does not matter. This is, however, a wrong first impression: The e^+e^- -energy fraction is starting with a giant 10^9 pair ratio over nucleon dust. Dropping by three orders of magnitude there remains a huge e^+e^- -pair abundance left with millions of pairs per each nucleon at the onset of the BBN era.

We studied the ratio of e^+e^- -pair abundance to baryon number in detail in Fig. 57 (see also Fig. 47 right ordinate): As a curious tidbit let us note that as long as there are more than a few thousand e^+e^- -pairs per nucleon the antimatter content in the primordial Universe is practically symmetric with the matter content in any applicable measure. The nuclear dust is not tilting the balance as matter are electrons and antimatter are positrons. Thus it is not entirely correct to consider the disappearance of antibaryons, see Fig. 23, at $T \simeq 38.2$ MeV, as the end of antimatter epoch. It is instead correct to view the temperature $T = 30$ keV as the onset of the antimatter disappearance which completes at $T = 20.3$ keV, as is seen in Fig. 57.

Investigation of the dense charged particle plasma background during BBN constitutes a major part of this work. In Sec. 4 we develop a covariant kinetic plasma theory to analyze the influence of e^+e^- -pair plasma polarization. We solve the dynamic phase space equations using linear response method considering both spatial and temporal dispersion. We are focusing our attention on the understanding how the covariant polarization tensor, which includes collisional damping, shapes the self-consistent electromagnetic fields within the medium. This approach allows us to elucidate the intricate dynamics introducing QED damping effects that characterize the behavior of the e^+e^- -pair plasma.

We explore the damped-dynamic screening effects between reacting nucleons and light elements in e^+e^- -pair plasma during the Big-Bang Nucleosynthesis (BBN). Our

results indicate that the in plasma screening can modify inter nuclear potentials and thus also nuclear fusion reaction rates in an important manner. However, the effect during the accepted BBN temperature range is found to remain a minor correction to the usually used effective screening enhancement. Despite the significant perturbatively evaluated damping, and high temperatures characteristic of BBN, the enhancement in nuclear reaction rates remains relatively small, around 10^{-5} , yet it provides a valuable refinement to our understanding of the primordial Universe's conditions. We also show a very significant impact of non-perturbative self-consistent evaluation of damping in Sec. 5.2. We have not yet had an opportunity to explore how the non-perturbative damping impacts BBN epoch fusion rates.

The long lasting (in relative terms) antimatter e^+e^- -pair plasma offers an opportunity to consider a novel mechanism of magneto-genesis in primordial Universe: Extrapolating the intergalactic fields observed in the current era back in time to the e^+e^- -pair plasma era, magnetic field strengths are encountered which approach the strength of the surface magnetar fields Sec. 6.1.

This has prompted our interest to study the primordial e^+e^- -pair plasma as the source of Universe magnetization. We studied the temperature range of 2000 keV to 20 keV where all of space was filled with a hot dense electron-positron plasma (up to 450 million pairs per baryon) still present in primordial Universe within the first few minutes after the Big-Bang. We note that our chosen period also includes the BBN era.

We found that subject to a primordial magnetic field, the primordial Universe electron-positron plasma has a significant paramagnetic response, see Fig. 60 due to magnetic moment polarization. We considered the interplay of charge chemical potential, baryon asymmetry, anomalous magnetic moment, and magnetic dipole polarization on the nearly homogeneous medium. We presented a simple model of self-magnetization of the primordial electron-positron plasma which indicates that only a small polarization asymmetry is required to generate significant magnetic flux when the primordial Universe was very hot and dense.

Our novel approach to high temperature magnetization, see Chapter 6 shows that the e^+e^- -plasma paramagnetic response (see Eq. (6.68) and Eq. (6.69)) is dominated by the varying abundance of electron-positron pairs, decreasing with decreasing T for $T < m_e c^2$. This is unlike conventional laboratory cases where the magnetic properties emerge with the number of magnetic particles being constant. As the number of pairs depletes while the primordial Universe cools the electron-positron spin magnetization clearly cannot be maintained. However, once created magnetic fields want to persist. How the transit from Gilbertian to Amperian magnetism proceeds will be topic of future investigation: This presents an opportunity for understanding formation of space-time persistent induced currents helping to facilitate magnetic and potentially matter inhomogeneity in the primordial Universe.

Outside of the scope of our report we can also check for era overlaps at temperature below 10 keV: Inspecting Fig. 1.1 one can wonder about the coincidental multiple crossing of different visible energy components in the Universe seen near to $T = 0.25$ meV. This means at condition of recombination there is an unexpected component coincidence. This special situation depends directly on the interpretation of our current era in terms of specific matter and darkness components. The analysis of cosmic background microwave (CBM) data which underpins this, is not retold here. However, the present day conditions propagate on to the primordial times in the particles and plasma Universe and provide for the era overlaps we reported in regard of earlier eras.

Skeptics could interpret the appearance of several such coincidences as indicative of a situation akin to pre-Copernican epicycles. Are we seeing odd 'orbits' because we do not use the 'solar' centered model? We note that current standard model of

cosmology is being challenged by Fulvio Melia [296] “One cannot avoid the conclusion that the standard model needs a complete overhaul in order to survive.” or by the same author [297] “...the timeline in Λ CDM is overly compressed at $z \geq 6$, while strongly supporting the expansion history in the early Universe predicted by...” the Melia model of cosmology.

This well could be the case. However, we believe that in order to argue for or against different models of primordial cosmology we need first to establish the Universe particles and plasma model properties very well as we presented in coherent fashion for the first time in the wide $130 \text{ GeV} \leq T \leq 10 \text{ keV}$ range. Without this any declarations about the cosmological context of particles and plasma Universe based on a few atomic, molecular, stellar phenomena observed at in comparison tiniest imaginable redshift $z = 6 \simeq 7$ are not compelling. Similarly we view with some hesitance the many hypothesis about the properties of the Universe prior to the formation of the PP-SM particles with properties we have explored in laboratory.

The search to understand the grand properties of the primordial Universe without understanding is particle and plasma content has a much longer historical backdrop, which we noted and which had to evolve: Before about year 1971 there was no inkling about the particle physics standard model; we were attempting to understand the primordial Universe based on a thermal hadron model. Hagedorn’s bootstrap approach [13] was particularly welcome as the exponential mass spectrum of hadronic resonances generated divergent energy density for point-sized hadrons. This well known result allowed the hypothesis that there is a maximum (Hagedorn) temperature in the Universe.

This argument had excellent and convincing footing and yet it was not lasting: We needed to accommodate the energy content we observe in the infinite Universe. A divergence of energy at a singular starting point converts to a divergence, inflation in space size. However, as soon as experiments in laboratory clarified our understanding of fundamental particle physics, this narrative collapsed within weeks as one of us (JR) saw in late 70s at CERN, working with Hagedorn in his office long hours developing non-divergent models of hadrons.

The outcome of more than 50 years of ensuing effort is seen in these pages, and yet with certainty this is just a tip of an iceberg. We presented here the primordial Universe within the realm of the known laws of physics. As the reader will note while turning pages, there are many ‘loose’ ends: we show and tell clearly about any and all we recognize. We cannot tell as yet what happened ‘before’ our PP-SM begins at $T \simeq 130 \text{ GeV}$. Many further key dynamic details characterizing evolution before recombination at $T = 0.25 \text{ eV}$ need to be resolved. The particles and plasma Universe based on PP-SM spans a 12 orders of magnitude temperature window $130 \text{ GeV} > T > 0.25 \text{ eV}$. And, there is the need to understand the ensuing atomic and molecular Universe which presents another challenge we did not mention. We believe that there is a lot more work to do, which will be much helped by gaining better insights into the riddles of the present day Universe dynamics.

A Connecting Prior Works: Note to the Reader

In this review we have expanded considerably both in scope and content our recent review:

1. “A Short Survey of Matter-Antimatter evolution in the Primordial Universe” by Rafelski et. al. (2023), which focused on the role of antimatter in the primordial Universe.

The scope is widened by including in an edited and re-sequenced manner select material from the contents of four Ph.D. theses completed at the Department of Physics,

The University of Arizona. These individual projects were written by authors of this review and address distinctly different events in the evolution of the primordial Universe:

2. “Non-Equilibrium Aspects of Relic Neutrinos: From Freeze-out to the Present Day” by [Birrell \(2014\)](#) studies the evolution of the relic (or cosmic) neutrino distribution from neutrino freeze-out at $T = \mathcal{O}(1)$ MeV through the free-streaming era up to today. This work impacts our understanding of the values of natural constants in this primordial epoch. It is of great relevance to the ongoing discussion regarding speed of Universe expansion in the current epoch.
3. “Dense Relativistic Matter-Antimatter Plasmas” by [Grayson \(2024\)](#) explores dense electron-positron and quark-gluon plasma (QGP) with strong electromagnetic fields generated during heavy-ion collisions and prevalent in extreme astrophysical environments. These methods also allow us to understand the long range cosmological magnetic fields if originating in the QGP phase.
4. “Modern topics in relativistic spin dynamics and magnetism” by [Steinmetz \(2023\)](#) explores spin and magnetic moments in *relativistic* mechanics from both quantum and classical perspectives. A model of primordial magnetization in the Universe is presented, originating during the hot dense electron-positron plasma epoch. The methods developed in this work are fully portable to the study of magnetization originating in the earlier QGP epoch.
5. “Elementary Particles and Plasma in the First Hour of the Early Universe” by [Yang \(2024\)](#) deepens the understanding of the primordial composition of the Universe in the temperature range $300 \text{ MeV} > T > 0.02 \text{ MeV}$, which transits from quark-gluon plasma to hadron matter. Equilibrium and non-equilibrium particle abundances in the primordial Universe are explored and different primordial Universe epochs connected.

Due to graduation time constraints some of this presented material is only found in follow-up publications and in reports yet to be readied for publication. Many of these results are also included in this work. We further report in a large part on our research papers and related reports. Thus beyond the four thesis, the key input too this review is including:

6. “Matter-antimatter origin of cosmic magnetism” by [Steinmetz et. al. \(2023\)](#) proposes a model of spin para-magnetization driven by the large matter-antimatter (electron-positron) content of the primordial Universe. The theoretical framework presented is general and allows us to seek the origins of Universe magnetization in all epochs containing high antimatter components, including the other most interesting case, the QGP.
7. “Electron-positron plasma in BBN: Damped-dynamic screening” by [Grayson et. al. \(2023\)](#) employs the linear response theory to describe the inter-nuclear potential screened by in electron-positron pair plasma in the BBN epoch. This work includes also the computation of the chemical potential and plasma damping rate required in semi-analytical study of the relativistic Boltzmann equation in the context of the linear response theory. The methods of linear response theory presented in this work lay the foundation for many yet to come studies of interacting particles and plasma in the primordial Universe, example is above Ref. [222].
8. “Dynamic magnetic response of the quark-gluon plasma to electromagnetic fields” by [Grayson et. al. \(2022\)](#) applies linear response method to characterize the quark-gluon plasma environment in the presence of strong magnetic fields. Future study of magnetization phenomena in the primordial QGP can rely on results obtained in this work.
9. “Cosmological Strangeness Abundance” by [Yang and Rafelski \(2021\)](#) presents strange particle abundances in the expanding primordial Universe including de-

termination of strange particle freeze-out temperatures. Considerable difference with experimental relativistic heavy ion environment arises due to importance of reactions absent at the time scale of laboratory experiments, *e.g.* lepton fusion $l^+ + l^- \rightarrow \phi(1020) \rightarrow K + \bar{K}$ strangeness producing reactions.

10. “Current-conserving Relativistic Linear Response for Collisional Plasmas” by [Formanek et. al. \(2021\)](#) develops relativistic linear response plasma theory implementing conservation laws, obtaining general solutions and laying the foundation for applications to primordial Universe plasma conditions. Of great relevance to both laboratory and cosmological environments is the allowance for the damping term.
11. “The Muon Abundance in the Primordial Universe” by [Rafelski and Yang \(2021\)](#) is a conference proceedings paper dedicated to exploration of muon abundance and its persistence temperature in the primordial Universe. One can wonder if it is a mere coincidence that muons disappear from the Universe particle inventory when their ratio to net baryon number is nearly unity.
12. “Reactions Governing Strangeness Abundance in Primordial Universe” by [Rafelski and Yang \(2020\)](#) is a conference proceeding paper that lays the groundwork for the study of strangeness reactions in the primordial Universe. This work is a prequel to the Ref. [7] described above. It is more accessible in some of technical details.
13. “Possibility of bottom-catalyzed matter genesis near to primordial QGP hadronization” by [Yang and Rafelski \(preprint 2020\)](#) was our first study of the bottom flavor abundance in the primordial Universe. We show unexpected appearance of chemical nonequilibrium behavior near to QGP hadronization. Follow-up investigations of allowed us to recognize the presence of nonstationary heavy particle abundances in the primordial QGP required for baryogenesis, a topic which awaits our near term attention.
14. “Lepton Number and Expansion of the Universe” by [Yang et. al. \(preprint 2018\)](#) proposes a model of large lepton asymmetry and explores how this large cosmological lepton yield relates to the effective number of (Dirac) neutrinos. This work explores several cosmological Universe properties freed from the $B - L = 0$ constraint: The conservation of baryon minus lepton number. This is highly relevant to the present day Hubble parameter H_0 value as additional neutrino pressure wanes with time due to emergence of neutrino mass.
15. “Temperature Dependence of the Neutron Lifespan” by [Yang et. al. \(preprint 2018\)](#) is a study of neutron lifespan in primordial cosmic plasma with Fermi-blocking of the decay electrons and neutrinos. The widely discussed dual value of neutron lifespan depending on measurement method stimulated our interest in understanding primordial neutron response to ambient conditions. A study of the influence of strong magnetic fields in both cosmological and laboratory environment remains on our to-do list.
16. “Strong fields and neutral particle magnetic moment dynamics” by [Formanek et. al. \(2017\)](#) is an overview of our research group’s early efforts to understand neutral particle dynamics in the presence of (strong) electromagnetic fields. We explore the dynamics as function of the g -factor which can assume arbitrary values. The cosmic neutrino response to strong magnetic fields remains on to-do list.
17. “The hot Hagedorn Universe” by [Rafelski and Birrell \(2016\)](#) recounts and updates the impact of Hagedorn’s work on phase transformation at Hagedorn temperature in the primordial Universe. Hagedorn had a pivotal impact on the cosmic paradigm as his statistical bootstrap model of point-sized hadrons allowed a singular energy density at a temperature near to pion mass equivalent. This paradigm was dramatically expanded allowing for hadrons of finite size.
18. “Relic Neutrino Freeze-out: Dependence on Natural Constants” by [Birrell et. al. \(2014\)](#) is a study of neutrino freeze-out temperature as a function of standard model parameters and its application on the effective number of neutrinos. The

presence of the a background neutrino radiation is impacting the speed of Universe expansion today. The magnitude of unseen neutrino component depends on our belief in the constancy of fundamental constants near to onset of neutrino free-streaming. In this work we investigate, in a quantitative manner, this relation showing that the Weinberg angle and a particular combination of several other natural constants determine the present day Hubble parameter H_0 . This work provides all neutrino-matter weak interaction matrix elements required for the Boltzmann transport code developed and needed to obtain these result.

19. “Quark–gluon Plasma as the Possible Source of Cosmological Dark Radiation” by [Birrell and Rafelski \(2014\)](#) explores the role of hypothetical dark radiation particles decoupling at the time of QGP hadronization. The presence of dark radiation is often invoked to fine-tune models of Universe dynamics. Our contribution argues that the freezing of color degrees of freedom could liberate dark particles. We evaluate the effect of a single ‘dark’ particle and show how it is reduced in impact due to reheating of visible particles. This work was dedicated to the study of nearly massless particles; a similar origin and study could be developed to model unobserved massive dark matter component in the Universe.
20. “Boltzmann Equation Solver Adapted to Emergent Chemical Non-equilibrium” by [Birrell et. al. \(2014\)](#) addresses the transport theory tools we developed to characterize the slow in time freeze-out of neutrinos in the primordial Universe. There are several species of neutrinos that undergo in the temperature interval $1 \text{ MeV} < T < 4 \text{ MeV}$ a gradual decoupling from the electron-positron background: This manuscript presents the blueprint of a novel dynamical solution of the decoupling (freeze-out) using moving basis method.
21. “Proposal for Resonant Detection of Relic Massive Neutrinos” by [Birrell and Rafelski \(2014\)](#) characterizes the primordial neutrino flux spectrum today and explores experimental approaches for experimental observations. The ambient cosmic microwave background (CMB) temperature today is $kT_0 = 0.235 \text{ meV}$, well below the mass of two of the three neutrinos which thus move relatively slowly compared to the cosmic Earth motion. This situation is offering unusual detection strategy opportunities. Future work is required to reach definitive conclusions about primordial neutrino background detection.
22. “Traveling Through the Universe: Back in Time to the Quark-Gluon Plasma Era” by [Rafelski and Birrell \(2013\)](#) presents a first study of the connection between quark-gluon plasma and neutrino freeze-out epochs. This is a decade old prequel to this work, comparing to it we see enormous progress made since.
23. “Connecting QGP-Heavy Ion Physics to the Early Universe” by [Rafelski \(2013\)](#) explores the properties of the primordial Universe at QGP hadronization and connects to the ongoing experimental heavy-ion effort to study the hadronization process. This detailed look at the primordial QGP hadronization helped define several projects which are described in this report.
24. “Fugacity and Reheating of Primordial Neutrinos” by [Birrell et. al. \(2013\)](#) is a study of neutrino fugacity as a function of neutrino kinetic freeze-out temperature. This short work includes neutrino interaction matrix elements and paves the way for the evaluation of neutrino relaxation time. This is a conference report driven prequel to later detailed work on neutrino freeze-out.
25. “Relic Neutrinos: Physically Consistent Treatment of Effective Number of Neutrinos and Neutrino Mass” by [Birrell et. al. \(2012\)](#) is a model-independent study of the neutrino momentum distribution at freeze-out, treating the freeze-out temperature as a free parameter. The speed of Universe expansion depends on correct accounting of the free-streaming massive neutrinos which this work offers.
26. “From Quark-Gluon Universe to Neutrino Decoupling: $200 < T < 2 \text{ MeV}$ ” by [Fromerth et. al. \(2012\)](#) connects the Quark-Hadron phase transformation with

neutrino decoupling as a function of the current era cosmological properties. A conference report addressing ongoing effort to connect primordial QGP to neutrino decoupling eras.

27. “Unstable Hadrons in Hot Hadron Gas in Laboratory and in the Early Universe” by [Kuznetsova and Rafelski \(2010\)](#) shows that some unstable hadrons may persist in the evolution of the primordial Universe as the detailed balance condition is never broken due to strong coupling to the photon background. This is preparatory work providing methods and initial results for the study of hadrons and heavy leptons in the primordial Universe.
28. “Hadronization of the Quark Universe” by [Fromerth and Rafelski \(2002\)](#) is a path-breaking work which established the tools needed to describe the primordial quark-hadron phase of matter. It includes a first detailed study of chemical potentials and conditions of hadronization of QGP in the primordial Universe.
29. “Hadrons and Quark–Gluon Plasma” [Letessier and Rafelski \(2002\)](#) is textbook where the introductory chapters connect the properties of the primordial Universe with the relativistic heavy-ion collision experimental program. This was a first effort to explain the importance of the ongoing experimental effort in the context of creating understanding of the primordial Universe as described in this report.

Additionally, material adapted from Refs. [11, 13, 19] has been included. This lets us address strong interactions and quark-gluon plasma (QGP) hadronization in the Universe: (i) Deconfined states of hot quarks and gluons, the QG; and (ii) Hot hadronic phase of matter, also called hadronic gas, as applicable to the context of the primordial Universe.

B Geometry Background: Volume Forms on Submanifolds

In this appendix we develop the geometric machinery that will be used to derive computationally efficient formulas for the scattering integrals. This facilitates the study of the neutrino freeze-out using the Boltzmann-Einstein equation in Sec. 3.4. This appendix is much more mathematical than the main text and, when standard, we use geometrical language and notation here without further explanation; see, e.g., [134, 301, 302]. We found this formalism to be useful for our development of an improved method for computing scattering integrals, as presented in Appendix D. However, if one is content with simply using the results then this appendix is non-essential. See also [44].

B.1 Inducing volume forms on submanifolds

Given a Riemannian manifold (M, g) with volume form dV_g and a hypersurface S , the standard Riemannian hypersurface area form, dA_g , is defined on S as the volume form of the pullback metric tensor on S . Given vectors v_1, \dots, v_k we define the interior product (i.e. contraction) operator acting on a form ω of degree $n \geq k$ as the $n - k$ form

$$i_{(v_1, \dots, v_k)} \omega = \omega(v_1, \dots, v_k, \cdot). \quad (\text{B.1})$$

With this notation, the hypersurface area form can equivalently be computed as

$$dA_g = i_v dV_g, \quad (\text{B.2})$$

where v is a unit normal vector to S . This method extends to submanifolds of codimension greater than one as well as to semi-Riemannian manifolds, as long as the metric restricted to the submanifold is non-degenerate.

However, there are many situations where one would like to define a natural volume form on a submanifold that is induced by a volume form in the ambient space, but where the above method is inapplicable, such as defining a natural volume form on the light cone or other more complicated degenerate submanifolds in general relativity. In this section, we will describe a method for inducing volume forms on regular level sets of a function that is applicable in cases where there is no metric structure and show its relation to more widely used semi-Riemannian case. We prove analogues of the coarea formula and Fubini's theorem in this setting.

Let M, N be smooth manifolds, c be a regular value of a smooth function $F : M \rightarrow N$, and Ω^M and Ω^N be volume forms on M and N respectively. Using this data, we will be able to induce a natural volume form on the level set $F^{-1}(c)$. The absence of a metric on M is made up for by the additional information that the function F and volume form Ω^N on N provide. The following theorem makes our definition precise and proves the existence and uniqueness of the induced volume form.

Theorem 1 *Let M, N be m (resp. n)-dimensional smooth manifolds with volume forms Ω^M (resp. Ω^N). Let $F : M \rightarrow N$ be smooth and c be a regular value. Then there is a unique volume form ω (also denoted ω^M) on $F^{-1}(c)$ such that $\omega_x = i_{(v_1, \dots, v_n)} \Omega_x^M$ whenever $v_i \in T_x M$ are such that*

$$\Omega^N(F_*v_1, \dots, F_*v_n) = 1. \quad (\text{B.3})$$

We call ω the **volume form induced by $F : (M, \Omega^M) \rightarrow (N, \Omega^N)$** .

Proof F_* is onto $T_{F(x)}N$ for any $x \in F^{-1}(c)$. Hence there exists $\{v_i\}_1^n \subset T_x M$ such that $\Omega^N(F_*v_1, \dots, F_*v_n) = 1$. In particular, F_*v_i is a basis for $T_{F(x)}N$. Define $\omega_x = i_{(v_1, \dots, v_n)} \Omega_x^M$. This is obviously a nonzero $m - n$ form on $T_x F^{-1}(c)$ for each $x \in F^{-1}(c)$. We must show that this definition is independent of the choice of v_i and the result is smooth.

Suppose F_*v_i and F_*w_i both satisfy Eq. (B.3). Then $F_*v_i = A_i^j F_*w_j$ for $A \in SL(n)$. Therefore $v_i - A_i^j w_j \in \ker F_{*x}$. This implies

$$i_{(v_1, \dots, v_n)} \Omega_x^M = \Omega_x^M(A_1^{j_1} w_{j_1}, \dots, A_n^{j_n} w_{j_n}, \cdot), \quad (\text{B.4})$$

since the terms involving $\ker F_*$ will vanish on $T_x F^{-1}(c) = \ker F_{*x}$. Therefore

$$\begin{aligned} i_{(v_1, \dots, v_n)} \Omega_x^M &= A_1^{j_1} \dots A_n^{j_n} \Omega_x^M(w_{j_1}, \dots, w_{j_n}, \cdot) \\ &= \sum_{\sigma \in S_n} \pi(\sigma) A_1^{\sigma(1)} \dots A_n^{\sigma(n)} \Omega_x^M(w_1, \dots, w_n, \cdot) \\ &= \det(A) i_{(w_1, \dots, w_n)} \Omega_x^M \\ &= i_{(w_1, \dots, w_n)} \Omega_x^M. \end{aligned} \quad (\text{B.5})$$

This proves that ω is independent of the choice of v_i . If we can show ω is smooth, then we are done. We will do better than this by proving that for any $v_i \in T_x M$ the following holds

$$i_{(v_1, \dots, v_n)} \Omega_x^M = \Omega^N(F_*v_1, \dots, F_*v_n) \omega_x. \quad (\text{B.6})$$

To see this, take w_i satisfying Eq. (B.3). Then $F_*v_i = A_i^j F_*w_j$. This determinant can be computed from

$$\Omega^N(F_*v_1, \dots, F_*v_n) = \det(A) \Omega^N(F_*w_1, \dots, F_*w_n) = \det(A). \quad (\text{B.7})$$

Therefore, the same computation as Eq. (B.5) gives

$$i_{(v_1, \dots, v_n)} \Omega_x^M = \det(A) \omega_x = \Omega^N(F_* v_1, \dots, F_* v_n) \omega_x, \quad (\text{B.8})$$

as desired. To prove that ω is smooth, take a smooth basis of vector fields $\{V_i\}_1^m$ in a neighborhood of x . After relabeling, we can assume $\{F_* V_i\}_1^n$ are linearly independent at $F(x)$ and hence, by continuity, they are linearly independent at $F(y)$ for all y in some neighborhood of x . In that neighborhood, $\Omega^N(F_* V_1, \dots, F_* V_n)$ is non-vanishing and therefore

$$\omega = (\Omega^N(F_* V_1, \dots, F_* V_n))^{-1} i_{(V_1, \dots, V_n)} \Omega, \quad (\text{B.9})$$

which is smooth.

Corollary 1 *For any $v_i \in T_x M$ the following holds*

$$i_{(v_1, \dots, v_n)} \Omega_x^M = \Omega^N(F_* v_1, \dots, F_* v_n) \omega_x. \quad (\text{B.10})$$

Corollary 2 *If $\phi : M \rightarrow \mathbb{R}$ is smooth and c is a regular value then by equipping \mathbb{R} with its canonical volume form we have*

$$\omega_x = i_v \Omega_x^M, \quad (\text{B.11})$$

where $v \in T_x M$ is any vector satisfying $d\phi(v) = 1$.

It is useful to translate Eq. (B.10) into a form that is more readily applicable to computations in coordinates. Choose arbitrary coordinates y^i on N and write $\Omega^N = h^N(y) dy^n$. Choose coordinates x^i on M such that $F^{-1}(c)$ is the coordinate slice

$$F^{-1}(c) = \{x : x^1 = \dots = x^n = 0\} \quad (\text{B.12})$$

and write $\Omega^M = h^M(x) dx^m$. The coordinate vector fields ∂_{x^i} are transverse to $F^{-1}(c)$ and so

$$\Omega^N(F_* \partial_{x^1}, \dots, F_* \partial_{x^n}) = h^N(F(x)) \det \left(\frac{\partial F^i}{\partial x^j} \right)_{i,j=1..n} \quad (\text{B.13})$$

and

$$i_{(\partial_{x^1}, \dots, \partial_{x^n})} \Omega^M = h^M(x) dx^{n+1} \dots dx^m. \quad (\text{B.14})$$

Therefore we obtain

$$\omega_x = \frac{h^M(x)}{h^N(F(x))} \det \left(\frac{\partial F^i}{\partial x^j} \right)_{i,j=1..n}^{-1} dx^{n+1} \dots dx^m. \quad (\text{B.15})$$

Just like in the (semi)-Riemannian case, the induced measure allows us to prove a coarea formula where we break integrals over M into slices. In this theorem and the remainder of the section, we consider integration with respect to the density defined by any given volume form, i.e., we ignore the question of defining consistent orientations.

Theorem 2 (Coarea formula) *Let M be a smooth manifold with volume form Ω^M , N a smooth manifold with volume form Ω^N and $F : M \rightarrow N$ be a smooth map. If F_* is surjective at a.e. $x \in M$ then for $f \in L^1(\Omega^M) \cup L^+(M)$ we have*

$$\int_M f(x) \Omega^M(dx) = \int_N \int_{F^{-1}(z)} f(y) \omega_z^M(dy) \Omega^N(dz), \quad (\text{B.16})$$

where ω_z^M is the volume form induced on $F^{-1}(z)$ as in Lemma 1.

Proof First suppose F is a submersion. By the rank theorem there exists a countable collection of charts (U_i, Φ_i) that cover M and corresponding charts (V_i, Ψ_i) on N such that

$$\Psi_i \circ F \circ \Phi_i^{-1}(y^1, \dots, y^{m-n}, z^1, \dots, z^n) = (z^1, \dots, z^n). \quad (\text{B.17})$$

Let σ_i be a partition of unity subordinate to U_i . For each i and z we have $\Phi_i(U_i \cap F^{-1}(z)) = (\mathbb{R}^{m-n} \times \{\Psi_i(z)\}) \cap \Phi_i(U_i)$. We can assume that the $\Phi_i(U_i) = U_i^1 \times U_i^2 \subset \mathbb{R}^{m-n} \times \mathbb{R}^n$ and therefore each Φ_i is a slice chart for $F^{-1}(z)$ for all y such that $F^{-1}(z) \cap U_i \neq \emptyset$. In other words, $\Phi_i(U_i \cap F^{-1}(z)) = U_i^1 \times \{\Psi(z)\}$. This lets us compute the left and right hand sides of Eq. (B.16) for $f \in L^+(M)$:

$$\begin{aligned} \int_M f(x) \Omega^M(dx) &= \sum_i \int_{U_i} (\sigma_i f)(x) \Omega^M(dx) \\ &= \sum_i \int_{\Phi_i(U_i)} (\sigma_i f) \circ \Phi_i^{-1}(y, z) \Phi_i^{-1*} \Omega^M(dy, dz) \\ &= \sum_i \int_{\Phi_i(U_i)} (\sigma_i f) \circ \Phi_i^{-1}(y, z) |g^M(y, z)| dy^{m-n} dz^n \\ &= \sum_i \int_{U_i^2} \left[\int_{U_i^1} (\sigma_i f) \circ \Phi_i^{-1}(y, z) |g^M(y, z)| dy^{m-n} \right] dz^n \\ &\quad \text{where } \Omega^M = g^M dy^1 \wedge \dots \wedge dy^{m-n} \wedge dz^1 \wedge \dots \wedge dz^n, \end{aligned} \quad (\text{B.18})$$

and

$$\begin{aligned} &\int_N \int_{F^{-1}(z)} f(y) \omega_z^M(dy) \Omega^N(dz) \\ &= \sum_i \int_N \left[\int_{\Phi_i(U_i \cap F^{-1}(z))} (\sigma_i f) \circ \Phi_i^{-1}(y, \Psi(z)) \Phi_i^{-1*} \omega_z^M(dy) \right] \Omega^N(dz) \\ &= \sum_i \int_{V_i} \left[\int_{\Phi_i(U_i \cap F^{-1}(z))} (\sigma_i f) \circ \Phi_i^{-1}(y, \Psi(z)) \Phi_i^{-1*} \omega_z^M(dy) \right] \Omega^N(dz) \\ &= \sum_i \int_{\Psi_i(V_i)} \left[\int_{\Phi_i(U_i \cap F^{-1}(\Psi^{-1}(z)))} (\sigma_i f) \circ \Phi_i^{-1}(y, z) \Phi_i^{-1*} \omega_z^M(dy) \right] \Psi_i^{-1*} \Omega^N(dz) \\ &= \sum_i \int_{U_i^2} \left[\int_{U_i^1 \times \{z\}} (\sigma_i f) \circ \Phi_i^{-1}(y, z) |g_z^M(y)| dy^{m-n} \right] |g^N(z)| dz^n, \\ &\quad \text{where } \omega_z^M = g_z^M dy^1 \wedge \dots \wedge dy^{m-n} \text{ and } \Omega^N = g^N dz^1 \wedge \dots \wedge dz^n \text{ for } g_1^M, g_N > 0. \end{aligned} \quad (\text{B.19})$$

Therefore, if we can show $|g^M(y, z)| = |g_z^M(y) g^N(z)|$ on $U_i^1 \times U_i^2$ we are done. From Corollary 1 we have

$$\begin{aligned} &(-1)^{n(m-n)} g^M(y, z) \\ &= \Omega^M(\partial_{z^1}, \dots, \partial_{z^n}, \partial_{y^1}, \dots, \partial_{y^{m-n}}) = \Omega^N(F_* \partial_{z^n}, \dots, F_* \partial_{z^1}) g_z^M(y). \end{aligned} \quad (\text{B.20})$$

Since $\Psi \circ F \circ \Phi^{-1} = \pi_2$ we have $F_* \partial_{z^j} = \partial_{z^j}$ and so $\Omega^N(F_* \partial_{z^n}, \dots, F_* \partial_{z^1}) = g^N$ which completes the proof in the case where F is a submersion. The generalization to the case where F_* is surjective a.e. follows from Sard's theorem and the fact that the set of $x \in M$ at which F_* is surjective is open.

Comparison to Riemannian coarea formula

We now recall the classical coarea formula for semi-Riemannian metrics, see, e.g., [303], and give its relation to Theorem 2.

Definition 1 Let $F : (M, g) \rightarrow (N, h)$ be a smooth map between semi-Riemannian manifolds. The **normal Jacobian** of F is

$$NJF(x) = |\det(F_*|_x(F_*|_x)^T)|^{1/2}, \quad (\text{B.21})$$

where $(F_*|_x)^T$ denotes the adjoint map $T_x N \rightarrow T_x M$ obtained pointwise from the pullback $T^*N \rightarrow T^*M$ combined with the tangent-cotangent bundle isomorphisms defined by the metrics.

Lemma 1 The normal Jacobian has the following properties.

- $(F_*|_x)^T : T_{F(x)}N \rightarrow (\ker F_*|_x)^\perp$.
- If $F_*|_x$ is surjective then $(F_*|_x)^T$ is 1-1.
- In coordinates

$$NJF(x) = \left| \det \left(h_{ik}(F(x)) \frac{\partial F^k}{\partial x^l}(x) g^{lm}(x) \frac{\partial F^j}{\partial x^m}(x) \right) \right|^{1/2}. \quad (\text{B.22})$$

- If $F_*|_x$ is surjective and g is nondegenerate on $\ker F_*|_x$ then $F_*|_x(F_*|_x)^T$ is invertible.
- If $c \in N$ is a regular value of F and g is nondegenerate on $F^{-1}(c)$ then $NJF(x)$ is non-vanishing and smooth on $F^{-1}(c)$.

Combining these lemmas with the rank theorem, one can prove the standard semi-Riemannian coarea formula

Theorem 3 (Coarea formula) Let $F : (M, g) \rightarrow (N, h)$ be a smooth map between semi-Riemannian manifolds such that F_* is surjective at a.e. $x \in M$ and g is nondegenerate on $F^{-1}(c)$ for a.e. $c \in N$. Then for $\phi \in L^1(dV_g)$ we have

$$\int_M \phi(x) dV_g = \int_{y \in N} \int_{x \in F^{-1}(y)} \frac{\phi(x)}{NJF(x)} dA_g dV_h, \quad (\text{B.23})$$

where dA_g is the volume measure induced on $F^{-1}(y)$ by pulling back the metric g . In particular, if $N = \mathbb{R}$ with its canonical metric then $NJF = |\nabla F|$ and

$$\int_M \phi dV_g = \int_{\mathbb{R}} \int_{F^{-1}(r)} \frac{\phi(x)}{|\nabla F(x)|} dA_g dr. \quad (\text{B.24})$$

The relation between the Riemannian coarea formula and Theorem 2 follows from the following theorem.

Theorem 4 Let $F : (M, g) \rightarrow (N, h)$ be a smooth map between semi-Riemannian manifolds and c be a regular value. Suppose g is nondegenerate on $F^{-1}(c)$. Let ω be the volume form on $F^{-1}(c)$ induced by $F : (M, dV_g) \rightarrow (N, dV_h)$. Then

$$\omega = NJF^{-1} dA_g \quad (\text{B.25})$$

as densities.

Proof By Corollary 1, for any $v_i \in T_x M$ we have

$$i_{(v_1, \dots, v_n)} \Omega_x^M = dV_h(F_* v_1, \dots, F_* v_n) \omega_x. \quad (\text{B.26})$$

If we let v_i be an orthonormal basis of vectors orthogonal to $F^{-1}(c)$ at x then $F_* v_i$ are linearly independent and so

$$\begin{aligned} \omega &= (dV_h(F_* v_1, \dots, F_* v_n))^{-1} i_{(v_1, \dots, v_n)} dV_g \\ &= (dV_h(F_* v_1, \dots, F_* v_n))^{-1} dA_g. \end{aligned} \quad (\text{B.27})$$

Choose coordinates about x and $F(x)$ so that $\partial_{x^i} = v_i$ for $i = 1 \dots n$, $\{\partial_{x^i}\}_{n+1}^m$ span ker F_* , and ∂_{y^i} are orthonormal. Then

$$\begin{aligned} dV_h(F_* v_1, \dots, F_* v_n) &= \sqrt{|\det(h)|} \frac{\partial F^{j_1}}{\partial x^1} \dots \frac{\partial F^{j_n}}{\partial x^n} dy^1 \wedge \dots \wedge dy^n (\partial_{y^{j_1}}, \dots, \partial_{y^{j_n}}) \\ &= \det \left(\frac{\partial F^j}{\partial x^i} \right)_{i,j=1}^n. \end{aligned} \quad (\text{B.28})$$

$F_* \partial_{x^i} = 0$ for $i = n+1 \dots m$ and so $\frac{\partial F^j}{\partial x^i} = 0$ for $i = n+1 \dots m$. Letting $\eta = \text{diag}(\pm 1)$ be the signature of g , we find

$$\begin{aligned} NJF(x) &= \left| \det \left(h_{ik}(F(x)) \frac{\partial F^k}{\partial x^l}(x) g^{lm}(x) \frac{\partial F^j}{\partial x^m}(x) \right) \right|^{1/2} \\ &= \left| \det \left(\sum_{l,m=1}^n \frac{\partial F^k}{\partial x^l}(x) \eta^{lm}(x) \frac{\partial F^j}{\partial x^m}(x) \right) \right|^{1/2} \\ &= \left| \det \left(\frac{\partial F^k}{\partial x^l} \right)_{k,l=1}^n \det(\eta^{lm})_{l,m=1}^n \det \left(\frac{\partial F^j}{\partial x^m} \right)_{j,m=1}^n \right|^{1/2} \\ &= \left| \det \left(\frac{\partial F^k}{\partial x^l} \right)_{k,l=1}^n \right| \\ &= |dV_h(F_* v_1, \dots, F_* v_n)|. \end{aligned} \quad (\text{B.29})$$

Therefore

$$\omega = NJF^{-1} dA_g \quad (\text{B.30})$$

as densities.

In particular, this shows that even though NJF and dA_g are undefined individually when g is degenerate on $F^{-1}(c)$, one can make sense of their ratio in this situation as the induced volume form ω .

Delta function supported on a level set

The induced measure defined above allows for a coordinate independent definition of a delta function supported on a regular level set. Such an object is of great use in performing calculations in relativistic phase space. We give the definition and prove several properties that justify several common formal manipulations that one would like to make with such an object.

Definition 2 *Motivated by the coarea formula, we define the composition of the Dirac delta function supported on $c \in N$ with a smooth map $F : M \rightarrow N$ such that c is a regular value of F by*

$$\delta_c(F(x))\Omega^M \equiv \omega^M \quad (\text{B.31})$$

on $F^{-1}(c)$. This is just convenient shorthand, but it is commonly used in the physics literature (typically without the justification presented above or in the following results). For $f \in L^1(\omega^M)$ we will write

$$\int_M f(x)\delta_c(F(x))\Omega^M(dx) \quad (\text{B.32})$$

in place of

$$\int_{F^{-1}(c)} f(x)\omega^M(dx). \quad (\text{B.33})$$

More generally, if the subset of $F^{-1}(c)$ consisting of critical points, a closed set whose complement we call U , has $\dim M - \dim N$ dimensional Hausdorff measure zero in M then we define

$$\int_M f(x)\delta_c(F(x))\Omega^M(dx) = \int_{F|_{\bar{U}^{-1}(c)}} f(x)\omega^M. \quad (\text{B.34})$$

This holds, for example, if U^c is contained in a submanifold of dimension less than $\dim M - \dim N$.

Equivalently, we can replace U in this definition with any **open** subset of U whose complement still has $\dim M - \dim N$ dimensional Hausdorff measure zero. In this situation, we will say c is a regular value except for a lower dimensional exceptional set. Note that while Hausdorff measure depends on a choice of Riemannian metric on M , the measure zero subsets are the same for each choice.

Using Eq. (B.15), along with the coordinates described there, we can (at least locally) write the integral with respect to the delta function in the more readily usable form

$$\int_M f(x)\delta_c(F(x))\Omega^M = \int_{F^{-1}(c)} f(x) \frac{h^M(x)}{h^N(F(x))} \left| \det \left(\frac{\partial F^i}{\partial x^j} \right)^{-1} \right| dx^{n+1} \dots dx^m. \quad (\text{B.35})$$

The absolute value comes from the fact that we use $\delta_c(F(x))\Omega^M$ to define the orientation on $F^{-1}(c)$.

As expected, such an operation behaves well under diffeomorphisms.

Lemma 2 *Let c be a regular value of $F : M \rightarrow N$ and $\Phi : M' \rightarrow M$ be a diffeomorphism. Then the delta functions induced by $F : (M, \Omega^M) \rightarrow (N, \Omega^N)$ and $F \circ \Phi : (M', \Phi^*\Omega^M) \rightarrow (N, \Omega^N)$ satisfy*

$$\delta_c(F \circ \Phi)(\Phi^*\Omega^M) = \Phi^*(\delta_c(F)\Omega^M). \quad (\text{B.36})$$

Lemma 3 *Let c be a regular value of $F : (M, \Omega^M) \rightarrow (N, \Omega^N)$ and $\Phi : N \rightarrow (N', \Omega^{N'})$ be a diffeomorphism where $\Phi^*\Omega^{N'} = \Omega^N$. Then the delta functions induced by $F : (M, \Omega^M) \rightarrow (N, \Omega^N)$ and $\Phi \circ F : (M, \Omega^M) \rightarrow (N', \Omega^{N'})$ satisfy*

$$\delta_c(F)\Omega^M = \delta_{\Phi(c)}(\Phi \circ F)\Omega^M. \quad (\text{B.37})$$

We also have a version of Fubini's theorem.

Theorem 5 (Fubini's Theorem for Delta functions) *Let M_1, M_2, N be smooth manifolds with volume forms $\Omega_1, \Omega_2, \Omega^N$. Let $M \equiv M_1 \times M_2$ and $\Omega \equiv \Omega_1 \wedge \Omega_2$. Suppose that the set of $(x, y) \in F^{-1}(c)$ such that $F|_{M_1 \times \{y\}}$ is not regular at x has $\dim M_1 + \dim M_2 - \dim N$ dimensional Hausdorff measure zero in $M_1 \times M_2$ (we denote the complement of this closed set by U). Then for $f \in L^1(\omega) \cup L^+(F^{-1}(c))$ we have*

$$\int_M f(x, y) \delta_c(F(x, y)) \Omega(dx, dy) = \int_{M_2} \left[\int_{U^y} f(x, y) \delta_c(F(x, y)) \Omega_1(dx) \right] \Omega_2(dy), \quad (\text{B.38})$$

where $U^y = \{x \in M_1 : (x, y) \in U\}$.

Proof Our assumption about $F|_{M_1 \times \{y\}}$ implies that c is a regular value of $F : M_1 \times M_2 \rightarrow N$ except for the lower dimensional exceptional set U^c and for $y \in M_2$, c is also a regular value of $F|_{U^y \times \{y\}}$, hence both sides of Eq. (B.38) are well defined. Rewriting Eq. (B.38) without the delta function, we then need to show that

$$\int_{F|_{U^{-1}(c)}} f(x, y) d\omega = \int_{M_2} \left[\int_{F|_{U^y \times \{y\}}^{-1}(c)} f(x, y) \omega_{c,y}^1(dx) \right] \Omega_2(dy), \quad (\text{B.39})$$

where $\omega_{c,y}^1$ is the induced volume form on $F|_{U^y \times \{y\}}^{-1}(c)$.

Consider the projection map restricted to the c -level set, $\pi_2 : F|_{U^{-1}(c)} \rightarrow M_2$. By assumption, $F|_{M_1 \times \{y\}}$ is regular at x for all $(x, y) \in F|_{U^{-1}(c)}$. For such an (x, y) , take a basis $w_i \in T_y M_2$. Since $F|_{M_1 \times \{y\}}$ has full rank at x , for each i there exists $v_i \in T_x M_1$ such that $F(\cdot, y)_* v_i = F_*(0, w_i)$. Therefore $(-v_i, w_i) \in \ker F_*|_{(x,y)} = T_{(x,y)} F|_{U^{-1}(c)}$. Hence $w_i \in \pi_{2*} T_{(x,y)} F^{-1}(c)$ and so $\pi_2 : F|_{U^{-1}(c)} \rightarrow M_2$ is regular at (x, y) .

Since π_2 is regular for all $(x, y) \in F|_{U^{-1}(c)}$ the coarea formula applies, giving

$$\int_{F|_{U^{-1}(c)}} f d\omega = \int_{M_2} \left[\int_{\pi_2^{-1}(y)} f \tilde{\omega}_{c,y}^1 \right] \Omega_2(dy) \quad (\text{B.40})$$

for all $f \in L^1(\omega) \cup L^+(F^{-1}(c))$, where $\tilde{\omega}_{c,y}^1$ is the volume form on $\pi_2^{-1}(y)$ induced by $\pi_2 : (F|_{U^{-1}(c)}, \omega) \rightarrow (M_2, \Omega_2)$.

As a point set, $\pi_2^{-1}(y) = F|_{U^y \times \{y\}}^{-1}(c)$ and both are embedded submanifolds of $M_1 \times M_2$ for a.e. $y \in M_2$, hence are equal as manifolds. So if we can show $\tilde{\omega}_{c,y}^1 = \omega_{c,y}^1$ as densities whenever $F|_{M_1 \times \{y\}}$ is regular at x for some (x, y) then we are done.

Given any such (x, y) , take $v_i \in T_x M_1$ such that $\Omega^N(F(\cdot, y)_* v_i) = 1$. By definition, $\omega_{c,y}^1 = i_{(v_1, \dots, v_n)} \Omega_1$. We also have $(v_i, 0) \in T_{(x,y)} M_1 \times M_2$ and $\Omega^N(F_*(v_i, 0)) = 1$. Hence

$$\omega = i_{((v_1, 0), \dots, (v_n, 0))} (\Omega_1 \wedge \Omega_2) = (i_{((v_1, 0), \dots, (v_n, 0))} \Omega_1) \wedge \Omega_2. \quad (\text{B.41})$$

Let $w_i \in T_y M_2$ such that $\Omega_2(w_1, \dots, w_{m_2}) = 1$. By the same argument as above, there exists $\tilde{v}_i \in T_x M_1$ such that $(\tilde{v}_i, w_i) \in \ker F_* = T_{(x,y)} F^{-1}(c)$. $\pi_{2*}(\tilde{v}_i, w_i) = w_i$ and $\Omega_2(w_1, \dots, w_{m_2}) = 1$ so by definition,

$$\tilde{\omega}_{c,y}^1 = i_{((\tilde{v}_1, w_1), \dots, (\tilde{v}_{m_2}, w_{m_2}))} \omega. \quad (\text{B.42})$$

Since any term containing Ω_2 will vanishes on $T_F(\cdot, y)^{-1}(c) \subset TM_1$, we have

$$\begin{aligned} \tilde{\omega}_{c,y}^1 &= (-1)^{m_1-n} i_{((v_1, 0), \dots, (v_n, 0))} \Omega_1 \\ &= (-1)^{m_1-n} \omega_{c,y}^1 \wedge \left(i_{((\tilde{v}_1, w_1), \dots, (\tilde{v}_{m_2}, w_{m_2}))} \Omega_2 \right) \\ &= (-1)^{m_1-n} \omega_{c,y}^1. \end{aligned} \quad (\text{B.43})$$

As we are integrating with respect to the densities defined by $\omega_{c,y}^1$ and $\tilde{\omega}_{c,y}^1$ we are done.

Before moving on, we give a few more useful identities.

Theorem 6 *Let (c_1, c_2) be a regular value of $F \equiv F_1 \times F_2 : (M, \Omega^M) \rightarrow (N_1 \times N_2, \Omega^{N_1} \wedge \Omega^{N_2})$. Then c_2 is a regular value of F_2 , c_1 is a regular value of $F_1|_{F_2^{-1}(c_2)}$ and we have*

$$\delta(F)\Omega^M = \delta(F_1)(\delta(F_2)\Omega^M). \quad (\text{B.44})$$

Proof (c_1, c_2) is a regular value of F , hence there exists v_i, w_i such that $F_*v_i = (\tilde{v}_i, 0)$, $F_*w_i = (0, \tilde{w}_i)$ satisfy

$$\Omega^{N_1} \wedge \Omega^{N_2}((\tilde{v}_1, 0), \dots, (0, \tilde{w}_1), \dots) = 1. \quad (\text{B.45})$$

After rescaling, we can assume

$$\Omega^{N_1}(\tilde{v}_1, \dots, \tilde{v}_{n_1}) = 1, \quad \Omega^{N_2}(\tilde{w}_1, \dots, \tilde{w}_{n_2}) = 1. \quad (\text{B.46})$$

Therefore c_2 is a regular value of F_2 and

$$\delta(F_2)\Omega^M = i_{w_1, \dots, w_n}\Omega^M. \quad (\text{B.47})$$

The tangent space to $F_2^{-1}(c_2)$ is $\ker(F_2)_*$ which contains v_i . Hence c_1 is a regular value of $F_1|_{F_2^{-1}(c_2)}$ and

$$\delta(F_1)(\delta(F_2)\Omega^M) = i_{v_1, \dots, v_n}\delta(F_2)\Omega^M = \pm i_{v_1, \dots, v_n, w_1, \dots, w_n}\Omega^M, \quad (\text{B.48})$$

therefore they agree as densities.

Theorem 7 *Let $c_i \in N_i$ be regular values of $F_i : M_i \rightarrow N_i$ and define $F = F_1 \times F_2 : M_1 \times M_2 \rightarrow N_1 \times N_2$, $c = (c_1, c_2)$. If Ω^{M_i} and Ω^{N_i} are volume forms on M_i and N_i respectively then*

$$\delta_c(F)(\Omega^{M_1} \wedge \Omega^{M_2}) = (\delta_{c_1}(F_1)\Omega^{M_1}) \wedge (\delta_{c_2}(F_2)\Omega^{M_2}) \quad (\text{B.49})$$

as densities.

Proof Our assumptions ensure that both sides are $m_1 + m_2 - n_1 - n_2$ -forms on $F_1^{-1}(c_1) \times F_2^{-1}(c_2)$. Choose $v_i^j \in TM_i$ that satisfy $\Omega^{N_i}(F_{i*}v_i^1, \dots, F_{i*}v_i^{n_i}) = 1$ then

$$\begin{aligned} & \Omega^{N_1} \wedge \Omega^{N_2}(F_*(v_1^1, 0), \dots, F_*(v_1^{n_1}, 0), F_*(0, v_2^1), \dots, F_*(0, v_2^{n_2})) \\ &= \Omega^{N_1} \wedge \Omega^{N_2}(F_{1*}v_1^1, \dots, F_{2*}v_2^{n_2}) \\ &= \Omega^{N_1}(v_1^1, \dots, v_1^{n_1})\Omega^{N_2}(v_2^1, \dots, v_2^{n_2}) = 1. \end{aligned} \quad (\text{B.50})$$

Therefore, by definition

$$\begin{aligned} \delta_c \circ F(\Omega^{M_1} \wedge \Omega^{M_2}) &= i_{(v_1^1, 0), \dots, (v_1^{n_1}, 0), (0, v_2^1), \dots, (0, v_2^{n_2})}(\Omega^{M_1} \wedge \Omega^{M_2}) \\ &= (-1)^{n_2} \left(i_{v_1^1, \dots, v_1^{n_1}}\Omega^{M_1} \right) \wedge \left(i_{v_2^1, \dots, v_2^{n_2}}\Omega^{M_2} \right) \\ &= (-1)^{n_2} (\delta_{c_1} \circ F_1) \wedge (\delta_{c_2} \circ F_2). \end{aligned} \quad (\text{B.51})$$

Therefore they agree as densities.

Theorem 8 Let $F_i : M_i \rightarrow N_i$ and $g : N_1 \times N_2 \rightarrow K$ be smooth. Let $\Omega^{M_i}, \Omega^{N_1}, \Omega^K$ be volume forms on M_i, N_1, K respectively. Suppose c is a regular value of F_1 and d is a regular value of $g(c, F_2)$ and of $g \circ F_1 \times F_2$. Then

$$\delta_c(F_1) [\delta_d(g \circ F_1 \times F_2) (\Omega^{M_1} \wedge \Omega^{M_2})] = (\delta_c(F_1)\Omega^{M_1}) \wedge (\delta_d(g(c, F_2))\Omega^{M_2}) . \quad (\text{B.52})$$

Proof Let $(x, y) \in (f \circ F_1 \times F_2)^{-1}(d)$ with $x \in F^{-1}(c)$. For any $w \in T_c N_1$ there exists $v \in T_x M_1$ such that $F_{1*}v = w$. d is a regular value of $g(c, F_2)$ hence there exists \tilde{v} such that $g(c, F_2)_*\tilde{v} = (g \circ F_1 \times F_2)_*(v, 0)$. Therefore $(g \circ F_1 \times F_2)_*(v, -\tilde{v}) = 0$ and $F_1 * (v, -\tilde{v}) = w$. This proves c is a regular value of F_1 on $(g \circ F_1 \times F_2)^{-1}(d)$. This proves both sides are defined and are forms on $F^{-1}(c) \times g(c, F_2)^{-1}(d)$.

Let $x \in F^{-1}(c)$ and $y \in g(c, F_2)^{-1}(d)$ and choose v_i, w_j such that

$$\Omega^{N_1}(F_{1*}v_1, \dots, F_{1*}v_{n_1}) = 1, \quad \Omega^K(g(c, F_2)_*w_1, \dots, g(c, F_2)_*w_k) = 1. \quad (\text{B.53})$$

Then

$$\Omega^K((g \circ F_1 \times F_2)_*(0, w_1), \dots, (g \circ F_1 \times F_2)_*(0, w_k)) = 1 \quad (\text{B.54})$$

and so

$$\begin{aligned} \delta_d(g \circ F_1 \times F_2) (\Omega^{M_1} \wedge \Omega^{M_2}) &= i_{(0, w_1), \dots, (0, w_k)} (\Omega^{M_1} \wedge \Omega^{M_2}) \\ &= \Omega^{M_1} \wedge (i_{w_1, \dots, w_k} \Omega^{M_2}) \\ &= \Omega^{M_1} \wedge (\delta_d(g(c, F_2))\Omega^{M_2}) . \end{aligned} \quad (\text{B.55})$$

By the same argument as above, we get \tilde{v}_i such that $(v_i, \tilde{v}_i) \in T_{(x, y)}(g \circ F_1 \times F_2)^{-1}(d)$. Hence

$$\delta_c(F_1) [\delta_d(g \circ F_1 \times F_2) (\Omega^{M_1} \wedge \Omega^{M_2})] = i_{(v_1, \tilde{v}_1), \dots, (v_{n_1}, \tilde{v}_{n_1})} [\Omega^{M_1} \wedge (i_{w_1, \dots, w_k} \Omega^{M_2})] . \quad (\text{B.56})$$

The only non-vanishing term is

$$\left(i_{(v_1, \tilde{v}_1), \dots, (v_{n_1}, \tilde{v}_{n_1})} \Omega^{M_1} \right) \wedge (i_{w_1, \dots, w_k} \Omega^{M_2}) = (i_{v_1, \dots, v_{n_1}} \Omega^{M_1}) \wedge (i_{w_1, \dots, w_k} \Omega^{M_2}) \quad (\text{B.57})$$

since the other terms all contain a $m_1 - n_1 + l$ form on the $m_1 - n_1$ -dimensional manifold $F^{-1}(c)$ for some $l > 0$. This proves the result.

Sometimes it is convenient to use the delta function to introduce “dummy integration variables”, by which we mean utilizing the following simple corollary of the coarea formula.

Corollary 3 Let Ω^M be a volume form on M , $F : M \rightarrow (N, \Omega^N)$ be smooth, and $f : N \times M \rightarrow \mathbb{R}$ such that $f(F(\cdot), \cdot) \in L^1(\Omega^M) \cup L^+(M)$. If F_* is surjective at a.e. $x \in M$ then

$$\int_M f(F(x), x) \Omega^M(dx) = \int_N \int_{F^{-1}(z)} f(z, x) \delta_z(F) \Omega^M(dx) \Omega^N(dz) . \quad (\text{B.58})$$

B.2 Applications

Relativistic volume element

We now discuss an application of the above results to the single particle phase space volume element. We first define it in the massive case, where the semi-Riemannian method of defining volume forms is applicable. The massless case is often handled via

a limiting argument [304]. We will show that our method is able to handle both the massive and massless case in a unified manner.

Given a time oriented $n + 1$ dimensional semi-Riemannian manifold (M, g) , there is a natural induced metric \tilde{g} on the tangent bundle, called the diagonal lift. At a given point $(x, p) \in TM$ its coordinate independent definition is

$$\tilde{g}_{(x,p)}(v, w) = g_x(\pi_*v, \pi_*w) + g_x(D_t\gamma_v, D_t\gamma_w), \quad (\text{B.59})$$

where γ_v is any curve in TM with tangent v at x , $\pi : TM \rightarrow M$ is the projection, and $D_t\gamma_v$ is the covariant derivative of γ_v , treated as a vector field along the curve $\pi \circ \gamma_v$, and similarly for γ_w , see, e.g., [305]. The result can be shown to be independent of the choice of curves. In a coordinate system on M where the the first coordinate is future timelike and the Christoffel symbols are $\Gamma_{\sigma\eta}^\beta$, consider the induced coordinates (x^α, p^α) , $\alpha = 0, \dots, n$ on TM . In these coordinates we have

$$\tilde{g}_{(x^\alpha, p^\alpha)} = g_{\beta, \delta}(x^\alpha) dx^\beta \otimes dx^\delta + g_{\beta, \delta}(x^\alpha) \epsilon^\beta \otimes \epsilon^\delta, \quad \epsilon^\beta = dp^\beta + p^\sigma \Gamma_{\sigma\eta}^\beta(x^\alpha) dx^\eta. \quad (\text{B.60})$$

The vertical and horizontal subspaces are spanned by

$$V_\alpha = \partial_{p^\alpha}, \quad H_\alpha = \partial_{x^\alpha} - p^\sigma \Gamma_{\sigma\alpha}^\beta \partial_{p^\beta}, \quad (\text{B.61})$$

respectively. The horizontal vector fields satisfy

$$\tilde{g}(H_\alpha, H_\beta) = g_{\alpha\beta}. \quad (\text{B.62})$$

For any manifold (oriented or not), the tangent bundle has a canonical orientation. With this orientation, the volume form on TM induced by \tilde{g} is

$$\widetilde{dV}_{(x^\alpha, p^\alpha)} = |g(x^\alpha)| dx^0 \wedge \dots \wedge dx^n \wedge dp^0 \wedge \dots \wedge dp^n, \quad (\text{B.63})$$

where $|g(x^\alpha)|$ denotes the absolute value of the determinant of the component matrix of g in these coordinates.

Of primary interest in kinetic theory for a particle of mass $m \geq 0$ is the mass shell bundle

$$P_m = \{p \in TM : g(p, p) = m^2, p \text{ future directed}\} \quad (\text{B.64})$$

and it will be necessary to have a volume form on P_m . P_m is a connected component of the zero set of the of the smooth map

$$h : TM \setminus \{0_x : x \in M\} \rightarrow \mathbb{R}, \quad h(x, p) = \frac{1}{2}(g_x(p, p) - m^2). \quad (\text{B.65})$$

We remove the image of the zero section to avoid problems when $m = 0$. Its differential is

$$dh = \frac{1}{2} \frac{\partial g_{\sigma\delta}}{\partial x^\alpha} p^\sigma p^\delta dx^\alpha + g_{\sigma\delta} p^\sigma dp^\delta = g_{\sigma\delta} p^\sigma \epsilon^\delta. \quad (\text{B.66})$$

g is nondegenerate, so for $p = p^\alpha \partial_{x^\alpha} \in TM_x \setminus \{0_x\}$ there is some $v = v^\alpha \partial_{x^\alpha} \in TM_x$ with $g(v, p) \neq 0$. Therefore

$$dh_{(x,p)}(v^\alpha \partial_{p^\alpha}) = g(v, p) \neq 0. \quad (\text{B.67})$$

This proves P_m is a regular level set of h , and hence is a closed embedded hypersurface of $TM \setminus \{0_x : x \in M\}$. For $m \neq 0$ it is also closed in TM , but for $m = 0$ every zero vector is a limit point of P_m .

Massive Case:

For $m \neq 0$, we will show that P_m is a semi-Riemannian hypersurface in TM and hence inherits a volume form from TM . This is the standard method of inducing a volume form, as presented in [304].

The normal to P_m is

$$\text{grad } h = \tilde{g}^{-1}(dh) = p^\alpha \partial_{p^\alpha} \quad (\text{B.68})$$

which has norm squared

$$\tilde{g}(\text{grad } h, \text{grad } h) = g(p, p) = m^2. \quad (\text{B.69})$$

Therefore, for $m \neq 0$, P_m has a unit normal $N = \text{grad } h/m$ and so it is a semi-Riemannian hypersurface with volume form

$$\widetilde{dV}_m = i_N \widetilde{dV} = \frac{|g|}{m} dx^0 \wedge \dots \wedge dx^n \wedge \left(\sum_{\alpha} (-1)^\alpha p^\alpha dp^0 \wedge \dots \wedge \widehat{dp^\alpha} \wedge \dots \wedge dp^n \right), \quad (\text{B.70})$$

where i_N denotes the interior product (or contraction) and a hat denotes an omitted term. We are also interested in the volume form on $P_{m,x}$ the fiber of P_m over a point $x \in M$. We obtain this by contracting \widetilde{dV} with an orthonormal basis of vector fields normal to $P_{m,x}$. Such a basis is composed of N together with an orthonormalization of the basis of horizontal fields, $W_\alpha = A_\alpha^\beta H_\beta$, where H_β are defined in Eq. (B.61). Therefore we have

$$\widetilde{dV}_{m,x} = i_{W_0} \dots i_{W_n} \widetilde{dV}_m. \quad (\text{B.71})$$

We can simplify these expressions by defining a coordinate system on the momentum bundle, writing p^0 as a function of the p^i . The details, which are standard, are carried out in at the end of this Appendix. The results are

$$\widetilde{dV}_m = \frac{m|g|}{p_0} dx^0 \wedge \dots \wedge dx^n \wedge dp^1 \wedge \dots \wedge dp^n, \quad (\text{B.72})$$

$$\widetilde{dV}_{m,x} = \frac{m|g|^{1/2}}{p_0} dp^1 \wedge \dots \wedge dp^n. \quad (\text{B.73})$$

We define π and π_x by

$$\pi = \frac{1}{m} \widetilde{dV}_m = \frac{|g|}{p_0} dx^0 \wedge \dots \wedge dx^n \wedge dp^1 \wedge \dots \wedge dp^n, \quad (\text{B.74})$$

$$\pi_x = \frac{1}{m} \widetilde{dV}_{m,x} = \frac{|g|^{1/2}}{p_0} dp^1 \wedge \dots \wedge dp^n. \quad (\text{B.75})$$

We will typically omit the subscript x and let the context distinguish whether we are integrating over the full momentum bundle (i.e. both over spacetime and momentum variables) or just momentum space at a single point in spacetime.

Massless Case:

When $m = 0$ the above construction fails. However, we can use Theorem 1 to induce a volume form using the map Eq. (B.65) defined above. Here we carry out the construction for the induced volume form on $P_{m,x}$ for any $m \geq 0$. The volume form on each tangent space $T_x M$ is

$$d\tilde{V}_x = |g(x)|^{1/2} dp^0 \wedge \dots \wedge dp^n. \quad (\text{B.76})$$

We assume that the coordinates are chosen so that the vector field ∂_{p^0} is timelike. By Eq. (B.66) we find

$$dh(\partial_{p^0}) = g_{\alpha 0} p^\alpha \neq 0 \quad (\text{B.77})$$

on $P_{m,x}$. Therefore, by Corollary 1 the induced volume form is

$$\omega = \frac{1}{dh(\partial_{p^0})} i_{\partial_{p^0}} d\tilde{V}_x = \frac{|g|^{1/2}}{p_0} dp^1 \wedge \dots \wedge dp^n. \quad (\text{B.78})$$

We can also pull this back under the coordinate chart on $P_{m,x}$ defined at the end of this Appendix and obtain the same expression in coordinates. This result agrees with our prior definition of Eq. (B.75) in the case where $m > 0$ but is also able to handle the massless case in a uniform manner, without resorting to a limiting argument as $m \rightarrow 0$.

We also point out another convention in common use where h is replaced by $2h$. This leads to an additional factor of $1/2$ in the volume element, distinguishing this definition from the one based on semi-Riemannian geometry. However, the convention

$$\omega = \frac{|g|^{1/2}}{2p_0} dp^1 \wedge \dots \wedge dp^n \quad (\text{B.79})$$

is in common use and will be employed in the scattering integral computations in Appendix D.

Relativistic phase space

Here we justify several manipulations that are useful for working with relativistic phase space integrals.

Lemma 4 *Let V be an n -dimensional vector space. The subset of $\prod_1^N V \setminus \{0\}$ consisting of N -tuples of parallel vectors is an $n + N - 1$ dimensional closed submanifold of $\prod_1^N V \setminus \{0\}$.*

Proof The map $V \times \mathbb{R}^{N-1} \rightarrow \prod_1^N V \setminus \{0\}$ given by

$$F(p, a^2, \dots, a^N) = (p, a^2 p, \dots, a^N p) \quad (\text{B.80})$$

is an injective immersion and maps onto the desired set.

For reactions converting k particles to l particles, the relevant phase space is $3(k+l)-4$ dimensional and so for $k+l \geq 4$ (in particular for 2-2 reactions), the set of parallel 4-momenta is lower dimensional and can be ignored. This will be useful as we proceed.

Lemma 5 *Let $N \geq 4$. Then*

$$\prod_i \delta(p_i^2 - m_i^2) d^4 p_i = \left(\prod_i \delta(p_i^2 - m_i^2) \right) \prod_i d^4 p_i \quad (\text{B.81})$$

and

$$\delta(\Delta p) \left[\left(\prod_i \delta(p_i^2 - m_i^2) \right) \prod_i d^4 p_i \right] = \left(\delta(\Delta p) \prod_i \delta(p_i^2 - m_i^2) \right) \prod_i d^4 p_i, \quad (\text{B.82})$$

where each $d^4 p_i$ is the standard volume form on future directed vectors, $\{p : p^2 \geq 0, p^0 > 0\}$, we give \mathbb{R} its standard volume form, and $\Delta p = a^i p_i$, $a^i = 1$, $i = 1, \dots, l$, $a^i = -1$, $i = l, \dots, N$.

Proof Let $F_1(p_i) = (p_1^2, \dots, p_N^2)$ and $F_2(p_i) = (\Delta p, F_1(p_i))$. We need to show that (m_1^2, \dots, m_N^2) is a regular value of F_1 and $(0, m_1^2, \dots, m_k^2)$ is a regular value of F_2 . The result then follows from Theorem 6.

It holds for F_1 since each $p_i \neq 0$. For F_2 , the differential is

$$(F_2)_* = \begin{pmatrix} a^1 I & a^2 I & \dots & a^N I \\ 2\eta_{ij} p_1^j & 0 & \dots & 0 \\ \vdots & & & \vdots \\ 0 & \dots & 0 & 2\eta_{ij} p_N^j \end{pmatrix}, \quad (\text{B.83})$$

where I is the 4-by-4 identity. The fact that $(F_1)_*$ is onto means that we need only show $(F_2)_*$ maps onto $\mathbb{R}^4 \times (0, \dots, 0)$.

By Lemma 4 we assume there exists i, j such that p_i, p_j are not parallel. We are done if for each standard basis vector $e_k \in \mathbb{R}^4$ there exists $q \in \mathbb{R}^4$ such that

$$p_i \cdot q = \frac{1}{a^j} p_i \cdot e_k, \quad p_j \cdot q = 0. \quad (\text{B.84})$$

If p_j is null then there is a c such that $q = cp_j$ satisfies these conditions. If p_j is non-null then complete it to an orthonormal basis. p_i must have a component along the orthogonal complement of p_j and we can take q to be proportional to that component.

Volume form in coordinates

Here we derive a useful formula for the volume form on the momentum bundle in a simple coordinate system. We begin in a coordinate system x^α on $U \subset M$ and the induced coordinates p^α on TM where our only assumption is that the 0'th coordinate direction is future timelike, and so $g_{00} > 0$. For any $v^i \in \mathbb{R}^n$, let $v^0 = -g_{0i}v^i/g_{00}$. v^α is orthogonal to the 0'th coordinate direction, and therefore spacelike. Hence

$$0 \geq g_{\alpha\beta}v^\alpha v^\beta = -(g_{0i}v^i)^2/g_{00} + g_{ij}v^i v^j. \quad (\text{B.85})$$

and is zero iff $v^\alpha = 0$. Therefore, the following map is well defined

$$(x^\alpha, p^j) \longrightarrow (x^\alpha, p^0(x^\alpha, p^j), p^1, \dots, p^n), \quad \alpha = 0 \dots n, \quad j = 1 \dots n, \\ p^0 = -g_{0j}p^j/g_{00} + ((g_{0j}p^j/g_{00})^2 + (m^2 - g_{ij}p^i p^j)/g_{00})^{1/2}, \quad (\text{B.86})$$

and is smooth on $\mathbb{R}^{n+1} \times \mathbb{R}^n$ if $m \neq 0$, and on $\mathbb{R}^{n+1} \times (\mathbb{R}^n \setminus 0)$ if $m = 0$. We also have $g_{00}p^0 + g_{0j}p^j > 0$ under either of these cases, and so the resulting element of TM is future directed and has squared norm m^2 , so it maps into P_m . It is a bijection and has full rank, hence it is a coordinate system on P_m . In these coordinates, the volume form is

$$\widetilde{dV}_m = \frac{|g|}{m} dx^0 \wedge \dots \wedge dx^n \wedge \left(p^0 dp^1 \wedge \dots \wedge dp^n + \sum_j (-1)^j p^j dp^0 \wedge \dots \wedge \widehat{dp^j} \wedge \dots \wedge dp^n \right) \\ dp^0 = \partial_{x^\alpha} p^0 dx^\alpha + \partial_{p^j} (p^0) dp^j. \quad (\text{B.87})$$

The terms in dp^0 involving dx^α drop out once they are wedged with $dx^0 \wedge \dots \wedge dx^n$, hence

$$\begin{aligned}
& \widetilde{dV}_m \tag{B.88} \\
&= \frac{|g|}{m} dx^0 \wedge \dots \wedge dx^n \wedge \left(p^0 dp^1 \wedge \dots \wedge dp^n + \sum_{i,j} (-1)^j p^j \partial_{p^i} p^0 dp^i \wedge \dots \wedge \widehat{dp^j} \wedge \dots \wedge dp^n \right) \\
&= \frac{|g|}{m} \left(p^0 - \sum_j p^j \partial_{p^j} (p^0) \right) dx^0 \wedge \dots \wedge dx^n \wedge dp^1 \wedge \dots \wedge dp^n, \\
& \quad p^0 - \sum_j p^j \partial_{p^j} (p^0) = p^0 + g_{0j} p^j / g_{00} - \frac{(g_{0j} p^j / g_{00})^2 - g_{ij} p^i p^j / g_{00}}{((g_{0j} p^j / g_{00})^2 + (m^2 - g_{ij} p^i p^j) / g_{00})^{1/2}} \\
&= \frac{1}{p_0} \left(\frac{1}{g_{00}} (g_{00} p^0 + g_{0,j} p^j)^2 - (g_{0j} p^j)^2 / g_{00} + g_{ij} p^i p^j \right) = \frac{m^2}{p_0}.
\end{aligned}$$

Therefore

$$\widetilde{dV}_m = \frac{m|g|}{p_0} dx^0 \wedge \dots \wedge dx^n \wedge dp^1 \wedge \dots \wedge dp^n. \tag{B.89}$$

To compute the volume form on $P_{m,x}$, recall that

$$\widetilde{dV}_{m,x} = i_{W_0} \dots i_{W_n} \widetilde{dV}_m, \tag{B.90}$$

where W_i is an orthonormalization of the basis of horizontal fields, $W_\alpha = A_\alpha^\beta H_\beta$, and where H_β are defined in Eq. (B.61). All of the contractions in Eq. (B.90) that involve the dp^α 's will be zero when restricted to $P_{m,x}$ since the dx^α are zero there. Hence we obtain

$$\begin{aligned}
\widetilde{dV}_{m,x} &= \frac{|g|}{m} \left(p^0 - \sum_j p^j \partial_{p^j} (p^0) \right) dx^0 \wedge \dots \wedge dx^n (W_0, \dots, W_n) dp^1 \wedge \dots \wedge dp^n \\
&= \frac{|g| \det(A)}{m} \left(p^0 - \sum_j p^j \partial_{p^j} (p^0) \right) dx^0 \wedge \dots \wedge dx^n (H_0, \dots, H_n) dp^1 \wedge \dots \wedge dp^n \\
&= \frac{|g|^{1/2}}{m} \left(p^0 - \sum_j p^j \partial_{p^j} (p^0) \right) dp^1 \wedge \dots \wedge dp^n,
\end{aligned} \tag{B.91}$$

where we used $\det(A_\alpha^\sigma g_{\sigma\delta} A_\beta^\delta) = 1$. In the coordinate system on $P_{m,x}$,

$$\begin{aligned}
(p^j) &\longrightarrow (p^0(x^\alpha, p^j), p^1, \dots, p^n), \tag{B.92} \\
p^0 &= -g_{0j}(x) p^j / g_{00}(x) + ((g_{0j}(x) p^j / g_{00}(x))^2 + (m^2 - g_{ij}(x) p^i p^j) / g_{00}(x))^{1/2}.
\end{aligned}$$

The above calculation gives the formula

$$\widetilde{dV}_{m,x} = \frac{m|g|^{1/2}}{p_0} dp^1 \wedge \dots \wedge dp^n. \tag{B.93}$$

C Boltzmann-Einstein Equation Solver Adapted to Emergent Chemical Nonequilibrium

Having completed the geometrical background in Appendix B, we now proceed to develop a numerical method for the Boltzmann-Einstein equation in an FLRW Universe. This will allow us to efficiently study nonequilibrium aspects of neutrino freeze-out. The analysis in Sec. 3.3 was based on exact chemical and kinetic equilibrium and sharp freeze-out transitions at T_{ch} and T_k , but these are only approximations. The Boltzmann-Einstein equation is a more precise model of the dynamics of the freeze-out process and furthermore, given the collision dynamics it is capable of capturing in a *quantitative manner* the non-thermal distortions from equilibrium, for example the emergence of actual distributions and the approximate values of T_{ch} , T_k , and \mathcal{Y} . Indeed, in such a dynamical description no hypothesis about the presence of kinetic or chemical (non) equilibrium needs to be made, as the distribution close to Eq. (1.17) with $\mathcal{Y} \neq 1$ emerges naturally as the outcome of collision processes, even when the particle system approaches the freeze-out temperature domain in chemical equilibrium.

Considering the natural way in which chemical nonequilibrium emerges from chemical equilibrium during freeze-out, it is striking that the literature on Boltzmann solvers does not reflect on the accommodation of emergent chemical nonequilibrium into the method of solution. For an all-numerical solver this may not be a necessary step as long as there are no constraints that preclude development of a general nonequilibrium solution. However, when strong chemical nonequilibrium is present either in the intermediate time period or/and at the end of the evolution, a brute force approach can be very costly in computer time. Motivated by this circumstance and past work with physical environments in which chemical nonequilibrium arises, we introduce here a spectral method for solving the Boltzmann-Einstein equation that utilizes a dynamical basis of orthogonal polynomials, which is adapted to the case of emerging chemical nonequilibrium. We validate our method via a model problem that captures the essential physical characteristics of interest and use it to highlight the type of situation where this new method exhibits its advantages.

In the cosmological context, the Boltzmann-Einstein equation has been used to study neutrino freeze-out in the early Universe and has been successfully solved using both discretization in momentum space [306, 307, 308, 309, 26] and a spectral method based on a fixed basis of orthogonal polynomials [310, 151]. In Refs. [311, 312] the nonrelativistic Boltzmann equation was solved via a spectral method similar in one important mathematical idea to the approach we present here. For near equilibrium solutions, the spectral methods have the advantage of requiring a relatively small number of modes to obtain an accurate solution, as opposed to momentum space discretization, which in general leads to a large highly coupled nonlinear system of odes irrespective of the near equilibrium nature of the system.

The efficacy of the spectral method used in [310, 151] can largely be attributed to the fact that, under the conditions considered there, the true solution is very close to a chemical equilibrium distribution, Eq. (1.16), where the temperature is controlled by the dilution of the system. However, as we have discussed, the Planck CMB results [40] indicate the possibility that neutrinos participated in reheating to a greater degree than previously believed, leading to a more pronounced chemical nonequilibrium and reheating. Efficiently obtaining this emergent chemical nonequilibrium within the realm of kinetic theory motivates the development of a new numerical method that is adapted to this circumstance.

In Sec. C.1 we give important general background on moving frames of orthogonal polynomials, deriving several formulas and properties that will be needed in our method for solving the Boltzmann-Einstein equation. In Sec. C.2 we develop the

details of our method. We start with a basic overview of the Boltzmann-Einstein equation in an FLRW Universe, then we recall the orthogonal polynomial basis used in [310, 151] and compare this with our modified basis moving frame method. We use the Boltzmann-Einstein equation to derive the dynamics of the mode coefficients and identify physically motivated evolution equations for the effective temperature and fugacity. In Sec. C.3 we validate the method using a model problem. This section is adapted from [2, 27, 44].

C.1 Orthogonal polynomials

In this section we give details regarding the construction of the moving frame of orthogonal polynomials that will be required for our Boltzmann-Einstein equation solver.

Generalities

Let $w : (a, b) \rightarrow [0, \infty)$ be a weight function where (a, b) is a (possibly unbounded) interval and consider the Hilbert space $L^2(w(x)dx)$. We will consider weights such that $x^n \in L^2(w(x)dx)$ for all $n \in \mathbb{N}$. We denote the inner product by $\langle \cdot, \cdot \rangle$, the norm by $\|\cdot\|$, and for a vector $\psi \in L^2$ we let $\hat{\psi} \equiv \psi/\|\psi\|$. The classical three term recurrence formula can be used to define a set of orthonormal polynomials $\hat{\psi}_i$ using this weight function, see, e.g., [313],

$$\begin{aligned} \psi_0 &= 1, \quad \psi_1 = \|\psi_0\|(x - \langle x\hat{\psi}_0, \hat{\psi}_0 \rangle)\hat{\psi}_0, \\ \psi_{n+1} &= \|\psi_n\| \left[(x - \langle x\hat{\psi}_n, \hat{\psi}_n \rangle)\hat{\psi}_n - \langle x\hat{\psi}_n, \hat{\psi}_{n-1} \rangle\hat{\psi}_{n-1} \right]. \end{aligned} \quad (\text{C.1})$$

One can also derive recursion relations for the derivatives of ψ_n with respect to x , denoted with a prime,

$$\begin{aligned} \psi'_0 &= 0, \quad \hat{\psi}'_1 = \frac{\|\psi_0\|}{\|\psi_1\|}\hat{\psi}_0, \\ \hat{\psi}'_{n+1} &= \frac{\|\psi_n\|}{\|\psi_{n+1}\|} \left[\hat{\psi}_n + (x - \langle x\hat{\psi}_n, \hat{\psi}_n \rangle)\hat{\psi}'_n - \langle x\hat{\psi}_n, \hat{\psi}_{n-1} \rangle\hat{\psi}'_{n-1} \right]. \end{aligned} \quad (\text{C.2})$$

Since $\hat{\psi}'_n$ is a degree $n-1$ polynomial, we have the expansion

$$\hat{\psi}'_n = \sum_{k < n} a_n^k \hat{\psi}_k. \quad (\text{C.3})$$

Using Eq. (C.2) we obtain a recursion relation for the a_n^k

$$\begin{aligned} a_{n+1}^k &= \frac{\|\psi_n\|}{\|\psi_{n+1}\|} \left(\delta_{n,k} - \langle x\hat{\psi}_n, \hat{\psi}_n \rangle a_n^k - \langle x\hat{\psi}_n, \hat{\psi}_{n-1} \rangle a_{n-1}^k + \sum_{l < n} a_n^l \langle x\hat{\psi}_l, \hat{\psi}_k \rangle \right), \\ a_1^0 &= \frac{\|\psi_0\|}{\|\psi_1\|}. \end{aligned}$$

Parametrized families of orthogonal polynomials

Our method requires not just a single set of orthogonal polynomials, but rather a

parametrized family of orthogonal polynomials that are generated by a weight function $w_t(x)$ that is a C^1 function of both $x \in (a, b)$ and the parameter t . The corresponding time-dependent basis of orthogonal polynomials, also called a moving frame, is used to define the spectral method for solving the Boltzmann-Einstein equation as outlined in Sec. C.2. To emphasize the time dependence, in this section we write $g_t(\cdot, \cdot)$ for the inner product $\langle \cdot, \cdot \rangle$ (not to be confused with the spacetime metric tensor). We will assume that $\partial_t w$ is dominated by some $L^1(dx)$ function of x only that decays exponentially as $x \rightarrow \pm\infty$ (if the interval is unbounded). In particular, this holds for the weight function Eq. (C.31).

Given the above assumption about the decay of $\partial_t w$, the dominated convergence theorem implies that $\langle p, q \rangle$ is a C^1 function of t for all polynomials p and q and justifies differentiation under the integral sign. By induction, it also implies that the $\hat{\psi}_i$ have coefficients that are C^1 functions of t . Therefore, for any polynomials p, q whose coefficients are C^1 functions of t , we have

$$\frac{d}{dt}g_t(p, q) = \dot{g}_t(p, q) + g_t(\dot{p}, q) + g_t(p, \dot{q}), \quad (\text{C.4})$$

where a dot denotes differentiation with respect to t and we use $\dot{g}_t(\cdot, \cdot)$ to denote the inner product with respect to the weight \dot{w} .

Eq. (C.42) for the mode coefficients requires us to compute $g(\hat{\dot{\psi}}_i, \hat{\dot{\psi}}_j)$. Differentiating the relation

$$\delta_{ij} = g_t(\hat{\psi}_i, \hat{\psi}_j) \quad (\text{C.5})$$

yields

$$0 = \dot{g}_t(\hat{\psi}_i, \hat{\psi}_j) + g_t(\dot{\hat{\psi}}_i, \hat{\psi}_j) + g_t(\hat{\psi}_i, \dot{\hat{\psi}}_j). \quad (\text{C.6})$$

For $i = j$ we obtain

$$g_t(\dot{\hat{\psi}}_i, \hat{\psi}_i) = -\frac{1}{2}\dot{g}_t(\hat{\psi}_i, \hat{\psi}_i). \quad (\text{C.7})$$

For $i < j$, $\dot{\hat{\psi}}_i$ is a degree i polynomial and so it is orthogonal to $\hat{\psi}_j$. Therefore Eq. (C.6) simplifies to

$$g_t(\dot{\hat{\psi}}_i, \hat{\psi}_j) = -\dot{g}_t(\hat{\psi}_i, \hat{\psi}_j), \quad i \neq j. \quad (\text{C.8})$$

Proof of lower triangularity

Here we prove that the matrices that define the dynamics of the mode coefficients b^k are lower triangular. This fact reduces the number of integrals that must be computed in practice. Recall the definitions

$$\begin{aligned} A_i^k(\mathcal{Y}) &\equiv \left\langle \frac{z}{f_{\mathcal{R}}} \hat{\psi}_i \partial_z f_{\mathcal{R}}, \hat{\psi}_k \right\rangle + \langle z \partial_z \hat{\psi}_i, \hat{\psi}_k \rangle, \\ B_i^k(\mathcal{Y}) &\equiv \mathcal{Y} \left(\left\langle \frac{1}{f_{\mathcal{R}}} \frac{\partial f_{\mathcal{R}}}{\partial \mathcal{Y}} \hat{\psi}_i, \hat{\psi}_k \right\rangle + \left\langle \frac{\partial \hat{\psi}_i}{\partial \mathcal{Y}}, \hat{\psi}_k \right\rangle \right). \end{aligned} \quad (\text{C.9})$$

Using integration by parts, we see that

$$A_i^k = -3\langle \hat{\psi}_i, \hat{\psi}_k \rangle - \langle \hat{\psi}_i, z \partial_z \hat{\psi}_k \rangle. \quad (\text{C.10})$$

Since $\hat{\psi}_i$ is orthogonal to all polynomials of degree less than i we have $A_i^k = 0$ for $k < i$.

B_i^k can be simplified as follows. First differentiate

$$\delta_{ik} = \langle \hat{\psi}_i, \hat{\psi}_j \rangle \quad (\text{C.11})$$

with respect to \mathcal{R} to obtain

$$\begin{aligned} 0 &= \int \hat{\psi}_i \hat{\psi}_k \partial_{\mathcal{R}} w dz + \langle \partial_{\mathcal{R}} \hat{\psi}_i, \hat{\psi}_k \rangle + \langle \hat{\psi}_i, \partial_{\mathcal{R}} \hat{\psi}_k \rangle \\ &= \langle \frac{\hat{\psi}_i}{f_{\mathcal{R}}} \partial_{\mathcal{R}} f_{\mathcal{R}}, \hat{\psi}_k \rangle + \langle \partial_{\mathcal{R}} \hat{\psi}_i, \hat{\psi}_k \rangle + \langle \hat{\psi}_i, \partial_{\mathcal{R}} \hat{\psi}_k \rangle. \end{aligned} \quad (\text{C.12})$$

Therefore

$$B_i^k = -\Upsilon \langle \hat{\psi}_i, \partial_{\mathcal{R}} \hat{\psi}_k \rangle. \quad (\text{C.13})$$

$\partial_{\mathcal{R}} \hat{\psi}_k$ is a degree k polynomial, hence $B_i^k = 0$ for $k < i$ as desired.

C.2 Spectral method for Boltzmann-Einstein equation in an FLRW Universe

Boltzmann-Einstein equation in an FLRW Universe

Recall the Boltzmann-Einstein equation in a general spacetime, as introduced in Sec. 3.2,

$$p^\alpha \partial_{x^\alpha} f - \Gamma_{\mu\nu}^j p^\mu p^\nu \partial_{p^j} f = C[f]. \quad (\text{C.14})$$

As discussed above, the left hand side expresses the fact that particles undergo geodesic motion in between point collisions. The term $C[f]$ on the right hand side of the Boltzmann-Einstein equation is called the collision operator and models the short range scattering processes that cause deviations from geodesic motion. For $2 \leftrightarrow 2$ reactions between fermions, such as neutrinos and e^\pm , the collision operator takes the form

$$\begin{aligned} C[f_1] &= \frac{1}{2} \int F(p_1, p_2, p_3, p_4) S |\mathcal{M}|^2 (2\pi)^4 \delta(\Delta p) \prod_{i=2}^4 \delta_0(p_i^2 - m_i^2) \frac{d^4 p_i}{(2\pi)^3}, \quad (\text{C.15}) \\ F &= f_3(p_3) f_4(p_4) f^1(p_1) f^2(p_2) - f_1(p_1) f_2(p_2) f^3(p_3) f^4(p_4), \\ f^i &= 1 - f_i. \end{aligned}$$

Here $|\mathcal{M}|^2$ is the process amplitude or matrix element, S is a numerical factor that incorporates symmetries and prevents over-counting, f^i are the Fermi blocking factors, $\delta(\Delta p)$ enforces four-momentum conservation in the reactions, and the $\delta_0(p_i^2 - m_i^2)$ restrict the four momenta to the future timelike mass shells.

The matrix element for a $2 \leftrightarrow 2$ reaction is some function of the Mandelstam variables s, t, u , of which only two are independent, defined by

$$\begin{aligned} s &= (p_1 + p_2)^2 = (p_3 + p_4)^2, \\ t &= (p_3 - p_1)^2 = (p_2 - p_4)^2, \\ u &= (p_3 - p_2)^2 = (p_1 - p_4)^2, \\ s + t + u &= \sum_i m_i^2. \end{aligned} \quad (\text{C.16})$$

We will provide a detailed study of 2-2 scattering kernels for neutrino processes in Appendix D. In this section, when testing the numerical method presented below, we will use a simplified scattering model to avoid any application specific details.

We now restrict our attention to systems of fermions under the assumption of homogeneity and isotropy. We assume that the particles are effectively massless, i.e. the temperature is much greater than the mass scale. Homogeneity and isotropy imply that the distribution function of each particle species under consideration has the form $f = f(t, p)$, where p is the magnitude of the spatial component of the four momentum. In a flat FLRW Universe the Boltzmann-Einstein equation reduces to

$$\partial_t f - p H \partial_p f = \frac{1}{E} C[f], \quad H = \frac{\dot{a}}{a}. \quad (\text{C.17})$$

The Boltzmann-Einstein equation, Eq. (C.17), can be simplified by the method of characteristics. Writing $f(p, t) = g(a(t)p, t)$ and reverting back to call the new distribution $g \rightarrow f$, the 2nd term in Eq. (C.17) cancels out and the evolution in time can be studied directly. Using the formulas for the moments of f (equivalent to Eq. (1.20), Eq. (1.21), Eq. (1.22), Eq. (1.2))

$$\rho = \frac{g_p}{(2\pi)^3} \int f(t, p) E d^3 p, \quad E = \sqrt{m^2 + p^2}, \quad (\text{C.18})$$

$$P = \frac{g_p}{(2\pi)^3} \int f(t, p) \frac{p^2}{3E} d^3 p, \quad (\text{C.19})$$

$$n = \frac{g_p}{(2\pi)^3} \int f(t, p) d^3 p, \quad (\text{C.20})$$

$$\sigma = - \frac{g_p}{(2\pi)^3} \int (f \ln(f) \pm (1 \mp f) \ln(1 \mp f)) d^3 p, \quad (\text{C.21})$$

this transformation implies for the rate of change in the number density and energy density

$$\frac{1}{a^3} \frac{d}{dt} (a^3 n_1) = \frac{g_p}{(2\pi)^3} \int C[f_1] \frac{d^3 p}{E}, \quad (\text{C.22})$$

$$\frac{1}{a^4} \frac{d}{dt} (a^4 \rho_1) = \frac{g_p}{(2\pi)^3} \int C[f_1] d^3 p. \quad (\text{C.23})$$

For free-streaming particles the vanishing of the collision operator implies conservation of comoving particle number of the particle species. From the associated powers of a in Eq. (C.22) and Eq. (C.23) we see that the energy per free streaming particle as measured by an observer scales as $1/a$, a manifestation of redshift.

Orthogonal polynomials for systems close to kinetic and chemical equilibrium

Here we outline the approach for solving Eq. (C.24) used in [310, 151] in order to contrast it with our approach as presented below. As just discussed, the Boltzmann-Einstein equation is a first order partial differential equation and can be reduced using a new variable $y = a(t)p$ via the method of characteristics and exactly solved in the collision free ($C[f] = 0$) limit. This motivates a change of variables from p to y , which eliminates the momentum derivative, leaving the simplified equation

$$\partial_t f = \frac{1}{E} C[f]. \quad (\text{C.24})$$

We let $\hat{\chi}_i$ be the orthonormal polynomial basis on the interval $[0, \infty)$ with respect to the weight function

$$f_{ch} = \frac{1}{e^y + 1}, \quad (\text{C.25})$$

constructed as in Sec. C.1. f_{ch} is the Fermi-Dirac chemical equilibrium distribution for massless fermions and with temperature $T = 1/a$. Therefore this ansatz is well suited to distributions that are manifestly in chemical equilibrium ($\mathcal{T} = 1$) or remain close and with $T \propto 1/a$, which we call dilution temperature scaling. Assuming that f is such a distribution, one is motivated to decompose the distribution function as

$$f = f_{ch}\chi, \quad \chi = \sum_i d^i \hat{\chi}_i \quad (\text{C.26})$$

and derive evolution equations for the coefficients, leading to a spectral method for the Boltzmann-Einstein equation in a FLRW Universe.

Using this ansatz Eq. (C.24) becomes

$$d^k = \int_0^\infty \frac{1}{E} \hat{\chi}_k C[f] dy. \quad (\text{C.27})$$

We call this the chemical equilibrium method.

One also have the following expressions for the particle number density and energy density

$$n = \frac{g_p}{2\pi^2 a^3} \sum_0^2 d^i \int_0^\infty f_{ch} \hat{\chi}_i y^2 dy, \quad (\text{C.28})$$

$$\rho = \frac{g_p}{2\pi^2 a^4} \sum_0^3 d^i \int_0^\infty f_{ch} \hat{\chi}_i y^3 dy.$$

Note that the sums truncate at 3 and 4 terms respectively, due to the fact that $\hat{\chi}_k$ is orthogonal to all polynomials of degree less than k . This implies that in general, at least four modes are required to capture both the particle number and energy flow. More modes are needed if the non-thermal distortions are large and the back reaction of higher modes on lower modes is significant.

Polynomial basis for systems far from chemical equilibrium

Our primary interest is in solving Eq. (C.38) for systems close to the kinetic equilibrium distribution, Eq. (1.17), but not necessarily in chemical equilibrium, a task for which the method in the previous section is not well suited. For a general kinetic equilibrium distribution, the temperature does not necessarily scale as $T \propto 1/a$ i.e. the temperature is not controlled solely by dilution. For this reason, we will find it more useful to make the change of variables $z = p/T(t)$ rather than the scaling used in Eq. (C.24). Here $T(t)$ is to be viewed as the time dependent effective temperature of the distribution f , a notion we will make precise later. With this change of variables, the Boltzmann-Einstein equation becomes

$$\partial_t f - z \left(H + \frac{\dot{T}}{T} \right) \partial_z f = \frac{1}{E} C[f]. \quad (\text{C.29})$$

To model a distribution close to kinetic equilibrium at temperature T and fugacity \mathcal{T} , we assume

$$f(t, z) = f_{\mathcal{T}}(t, z) \psi(t, z), \quad f_{\mathcal{T}}(z) = \frac{1}{\mathcal{T}^{-1} e^z + 1}, \quad (\text{C.30})$$

where the kinetic equilibrium distribution $f_{\mathcal{T}}$ depends on t because we are assuming \mathcal{T} is time dependent (with dynamics to be specified later).

We will solve Eq. (C.29) by expanding ψ in the basis of orthogonal polynomials generated by the parameterized weight function

$$w(z) \equiv w_{\mathcal{Y}}(z) \equiv z^2 f_{\mathcal{Y}}(z) = \frac{z^2}{\mathcal{Y}^{-1} e^z + 1} \quad (\text{C.31})$$

on the interval $[0, \infty)$. See Sec. C.1 for details on the construction of these polynomials and their dependence on the parameter \mathcal{Y} . This choice of weight is physically motivated by the fact that we are interested in solutions that describe massless particles not too far from kinetic equilibrium, but (potentially) far from chemical equilibrium. We refer to the resulting spectral method as the chemical nonequilibrium method.

We emphasize that we have made three important changes as compared to the chemical equilibrium method:

1. We allow a general time dependence of the effective temperature parameter T , i.e., we do not assume dilution temperature scaling $T = 1/a$.
2. We have replaced the chemical equilibrium distribution in the weight, Eq. (C.25), with a chemical nonequilibrium distribution $f_{\mathcal{Y}}$, i.e., we introduced \mathcal{Y} .
3. We have introduced an additional factor of z^2 to the functional form of the weight as proposed in a different context in Refs.[311,312].

We note that the authors of [310] did consider the case of fixed chemical potential imposed as an initial condition. This is not the same as an emergent chemical nonequilibrium, i.e. time dependent \mathcal{Y} , that we study here, nor do they consider a z^2 factor in the weight. We borrowed the idea for the z^2 prefactor from Ref.[312], where it was found that including a z^2 factor along with the nonrelativistic chemical equilibrium distribution in the weight improved the accuracy of their method. Fortunately, this will also allow us to capture the particle number and energy flow with fewer terms than required by the chemical equilibrium method.

Comparison of bases

Before deriving the dynamical equations for the method outlined in previous part of this appendix, we illustrate the error inherent in approximating the chemical nonequilibrium distribution, Eq. (1.17), with a chemical equilibrium distribution, Eq. (1.16), whose temperature is $T = 1/a$. Given a chemical nonequilibrium distribution

$$f_{\mathcal{Y}}(y) = \frac{1}{\mathcal{Y}^{-1} e^{y/(aT)} + 1}, \quad (\text{C.32})$$

we can attempt to write it as a perturbation of the chemical equilibrium distribution,

$$f_{\mathcal{Y}} = f_{ch} \chi, \quad (\text{C.33})$$

as we would need to when using the method Eq. (C.27). We expand $\chi = \sum_i d^i \hat{\chi}_i$ in the orthonormal basis generated by f_{ch} and, using N terms, form the N -mode approximation $f_{\mathcal{Y}}^N$ to $f_{\mathcal{Y}}$. The d^i are obtained by taking the $L^2(f_{ch} dy)$ inner product of χ with the basis function $\hat{\chi}_i$,

$$d^i = \int \hat{\chi}_i \chi f_{ch} dy = \int \hat{\chi}_i f_{\mathcal{Y}} dy. \quad (\text{C.34})$$

Figures 65 and 66 show the normalized $L^1(dx)$ errors between $f_{\mathcal{Y}}^N$ and $f_{\mathcal{Y}}$, computed via

$$\text{error}_N = \frac{\int_0^\infty |f_{\mathcal{Y}} - f_{\mathcal{Y}}^N| dy}{\int_0^\infty |f_{\mathcal{Y}}| dy}. \quad (\text{C.35})$$

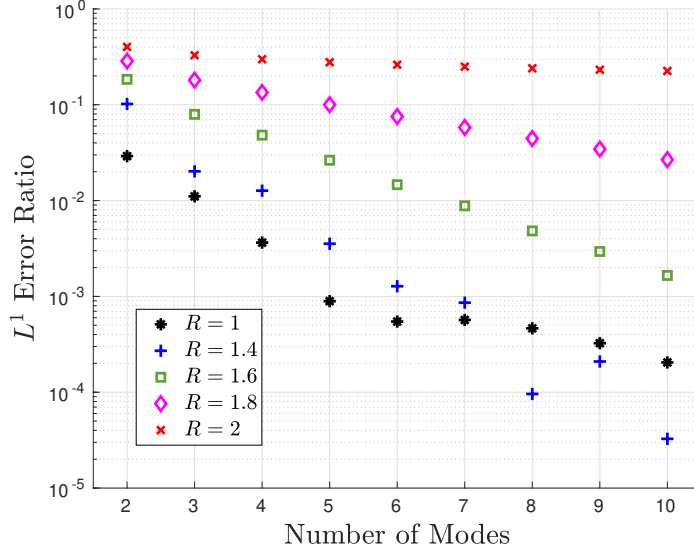


Fig. 65. Errors in expansion of Eq. (C.32) as a function of number of modes, $\mathcal{I} = 0.5$. Adapted from Ref. [27].

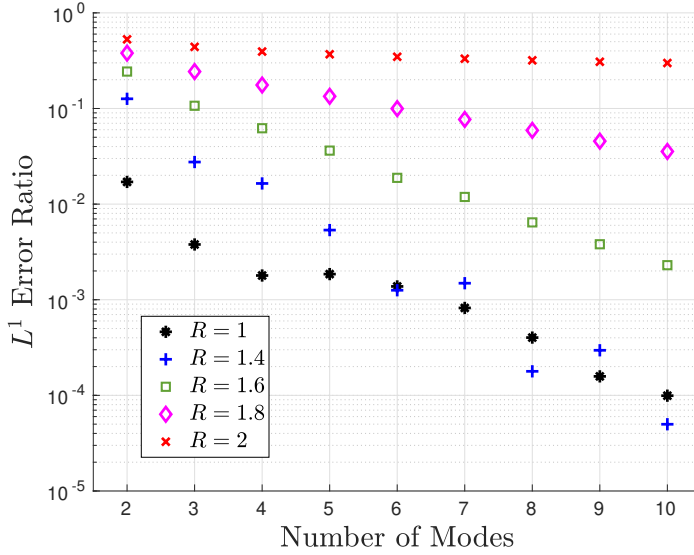


Fig. 66. Errors in expansion of Eq. (C.32) as a function of number of modes, $\mathcal{I} = 1.5$. Adapted from Ref. [27].

We note the appearance of the reheating ratio

$$R \equiv aT \quad (\text{C.36})$$

in the denominator of Eq. (C.32), which comes from changing variables from $z = p/T$ in Eq. (C.31) to $y = ap$ in order to compare with Eq. (C.25). Physically, R is the ratio of the physical temperature T to the dilution controlled temperature scaling of $1/a$.

In physical situations, including cosmology, R can vary from unity when dimensioned energy scales influence dynamical equations for a . From the error plots we see that for R sufficiently close to 1, the approximation performs well with a small number of terms, even with $\Upsilon \neq 1$.

In the case of large reheating, we find that when R approaches and surpasses 2, large spurious oscillations begin to appear in the expansion and they persist even when a large number of terms are used, as seen in Figures 67 and 68, where we compare $f_{\mathcal{R}}/f_{ch}^{1/2}$ with $f_{\mathcal{R}}^N/f_{ch}^{1/2}$ for $\Upsilon = 1$ and $N = 20$. See Ref. [27] for further discussion of the origin of these oscillations. This demonstrates that the chemical equilibrium method with dilution temperature scaling will perform extremely poorly in situations that experience a large degree of reheating. For $R \approx 1$, the benefit of including fugacity is not as striking, as the chemical equilibrium basis is able to approximate Eq. (C.32) reasonably well. However, for more stringent error tolerances including Υ can reduce the number of required modes in cases, where the degree of chemical nonequilibrium is large.

Nonequilibrium dynamics

In this section we derive the dynamical equations for the chemical nonequilibrium method. In particular, we identify physically motivated dynamics for the effective temperature and fugacity. Using Eq. (C.29) and the definition of ψ from Eq. (C.30) we have

$$\partial_t \psi + \frac{1}{f_{\mathcal{R}}} \frac{\partial f_{\mathcal{R}}}{\partial \Upsilon} \dot{\Upsilon} \psi - \frac{z}{f_{\mathcal{R}}} \left(H + \frac{\dot{T}}{T} \right) (\psi \partial_z f_{\mathcal{R}} + f_{\mathcal{R}} \partial_z \psi) = \frac{1}{f_{\mathcal{R}} E} C[f_{\mathcal{R}} \psi]. \quad (\text{C.37})$$

Denote the monic orthogonal polynomial basis generated by the weight, Eq. (C.31), by ψ_n , $n = 0, 1, \dots$, where ψ_n is degree n and call the normalized versions $\hat{\psi}_n$. Recall that $\hat{\psi}_n$ depend on t due to the Υ dependence of the weight function used in the construction; therefore the method developed here is a moving-frame spectral method. Consider the space of polynomial of degree less than or equal to N , spanned by $\hat{\psi}_n$, $n = 0, \dots, N$. For ψ in this subspace, we expand $\psi = \sum_{j=0}^N b^j \hat{\psi}_j$ and use Eq. (C.37) to obtain

$$\begin{aligned} \sum_i b^i \dot{\hat{\psi}}_i &= \sum_i b^i \frac{z}{f_{\mathcal{R}}} \left(H + \frac{\dot{T}}{T} \right) (\partial_z (f_{\mathcal{R}}) \hat{\psi}_i + f_{\mathcal{R}} \partial_z \hat{\psi}_i) \\ &\quad - \sum_i b^i \left(\dot{\hat{\psi}}_i + \frac{1}{f_{\mathcal{R}}} \frac{\partial f_{\mathcal{R}}}{\partial \Upsilon} \dot{\Upsilon} \hat{\psi}_i \right) + \frac{1}{f_{\mathcal{R}} E} C[f]. \end{aligned} \quad (\text{C.38})$$

From this we see that projecting the Boltzmann-Einstein equation onto the finite dimensional subspace gives

$$\begin{aligned} \dot{b}^k &= \sum_i b^i \left(H + \frac{\dot{T}}{T} \right) \left(\left\langle \frac{z}{f_{\mathcal{R}}} \hat{\psi}_i \partial_z f_{\mathcal{R}}, \hat{\psi}_k \right\rangle + \langle z \partial_z \hat{\psi}_i, \hat{\psi}_k \rangle \right) \\ &\quad - \sum_i b^i \dot{\Upsilon} \left(\left\langle \frac{1}{f_{\mathcal{R}}} \frac{\partial f_{\mathcal{R}}}{\partial \Upsilon} \hat{\psi}_i, \hat{\psi}_k \right\rangle + \left\langle \frac{\partial \hat{\psi}_i}{\partial \Upsilon}, \hat{\psi}_k \right\rangle \right) + \left\langle \frac{1}{f_{\mathcal{R}} E} C[f], \hat{\psi}_k \right\rangle, \end{aligned} \quad (\text{C.39})$$

where $\langle \cdot, \cdot \rangle$ denotes the inner product defined by the weight function, Eq. (C.31),

$$\langle h_1, h_2 \rangle = \int_0^\infty h_1(z) h_2(z) w_{\mathcal{R}}(z) dz. \quad (\text{C.40})$$

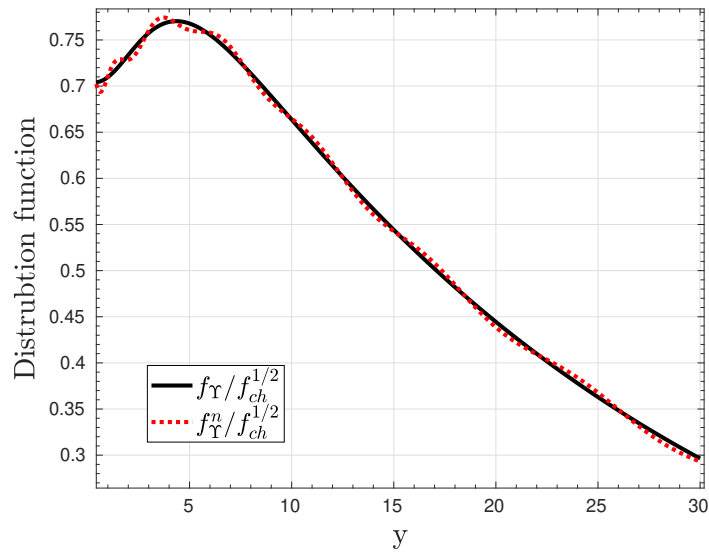


Fig. 67. Approximation to Eq. (C.32) for $\Upsilon = 1$ and $R = 1.85$ using the first 20 basis elements generated by Eq. (C.25). Adapted from Ref. [27].

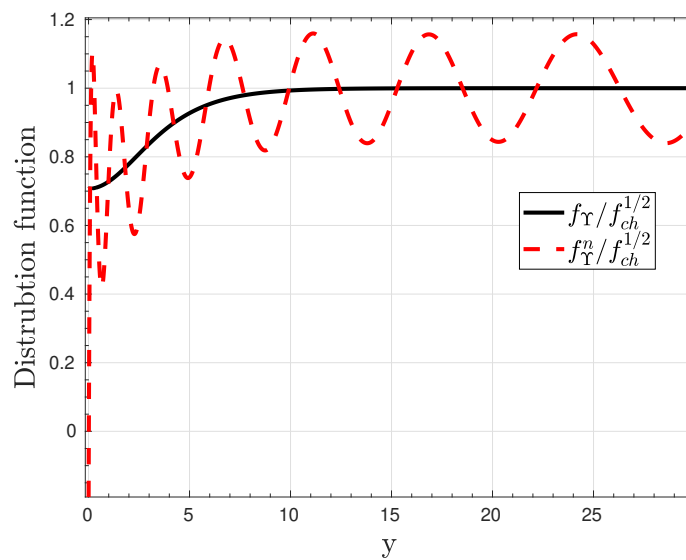


Fig. 68. Approximation to Eq. (C.32) for $\Upsilon = 1$ and $R = 2$ using the first 20 basis elements generated by Eq. (C.25). Adapted from Ref. [27].

The collision term contains polynomial nonlinearities when multiple coupled distributions are being modeled using a 2-2 collision operator, Eq. (C.15), while the other terms are linear.

To isolate the linear part, we define matrices

$$A_i^k(\mathcal{Y}) \equiv \left\langle \frac{z}{f_{\mathcal{Y}}} \hat{\psi}_i \partial_z f_{\mathcal{Y}}, \hat{\psi}_k \right\rangle + \langle z \partial_z \hat{\psi}_i, \hat{\psi}_k \rangle, \quad (\text{C.41})$$

$$B_i^k(\mathcal{Y}) \equiv C_i^k(\mathcal{Y}) + D_i^k(\mathcal{Y}), \quad C_i^k \equiv \mathcal{Y} \left\langle \frac{1}{f_{\mathcal{Y}}} \frac{\partial f_{\mathcal{Y}}}{\partial \mathcal{Y}} \hat{\psi}_i, \hat{\psi}_k \right\rangle, \quad D_i^k \equiv \mathcal{Y} \left\langle \frac{\partial \hat{\psi}_i}{\partial \mathcal{Y}}, \hat{\psi}_k \right\rangle.$$

With these definitions, the equations for the b^k become

$$\dot{b}^k = \left(H + \frac{\dot{T}}{T} \right) \sum_i A_i^k(\mathcal{Y}) b^i - \frac{\dot{\mathcal{Y}}}{\mathcal{Y}} \sum_i B_i^k(\mathcal{Y}) b^i + \left\langle \frac{1}{f_{\mathcal{Y}} E} C[f], \hat{\psi}_k \right\rangle. \quad (\text{C.42})$$

See Sec. C.1 for details on how to recursively construct the $\partial_z \hat{\psi}_i$. We also showed how to compute the inner products $\langle \hat{\psi}_k, \partial_{\mathcal{Y}} \hat{\psi}_k \rangle$. In Eq. (C.9)-Eq. (C.13) we proved that both A and B are lower triangular and show that the only inner products involving the $\partial_{\mathcal{Y}} \hat{\psi}_i$ that are required in order to compute A and B are those the above mentioned diagonal elements, $\langle \hat{\psi}_k, \partial_{\mathcal{Y}} \hat{\psi}_k \rangle$.

We fix the dynamics of T and \mathcal{Y} by imposing the conditions

$$b^0(t) \hat{\psi}_0(t) = 1, \quad b^1(t) = 0. \quad (\text{C.43})$$

In other words,

$$f(t, z) = f_{\mathcal{Y}}(t, z) (1 + \phi(t, z)), \quad \phi = \sum_{i=2}^N b^i \hat{\psi}_i. \quad (\text{C.44})$$

This reduces the number of degrees of freedom in Eq. (C.42) from $N + 3$ to $N + 1$. In other words, after enforcing Eq. (C.43), Eq. (C.42) constitutes $N + 1$ equations for the remaining $N + 1$ unknowns, b^2, \dots, b^N , \mathcal{Y} , and T . We will call T and \mathcal{Y} the first two ‘‘modes’’, as their dynamics arise from imposing the conditions Eq. (C.43) on the zeroth and first order coefficients in the expansion. We will solve for their dynamics explicitly below.

To see the physical motivation for the choices Eq. (C.43), consider the particle number density and energy density. Using the orthonormality of the $\hat{\psi}_i$ and Eq. (C.43) we have

$$\begin{aligned} n &= \frac{g_p T^3}{2\pi^2} \sum_i b^i \int_0^\infty f_{\mathcal{Y}} \hat{\psi}_i z^2 dz = \frac{g_p T^3}{2\pi^2} \sum_i b^i \langle \hat{\psi}_i, 1 \rangle \\ &= \frac{g_p T^3}{2\pi^2} b^0 \langle \hat{\psi}_0, 1 \rangle = \frac{g_p T^3}{2\pi^2} \langle 1, 1 \rangle, \end{aligned} \quad (\text{C.45})$$

$$\begin{aligned} \rho &= \frac{g_p T^4}{2\pi^2} \sum_i b^i \int_0^\infty f_{\mathcal{Y}} \hat{\psi}_i z^3 dz = \frac{g_p T^4}{2\pi^2} \sum_i b^i \langle \hat{\psi}_i, z \rangle \\ &= \frac{g_p T^4}{2\pi^2} \left(b^0 \langle \hat{\psi}_0, z \rangle + b^1 \langle \hat{\psi}_1, z \rangle \right) = \frac{g_p T^4}{2\pi^2} \langle 1, z \rangle. \end{aligned} \quad (\text{C.46})$$

These, together with the definition of the weight function, Eq. (C.31), imply

$$n = \frac{g_p T^3}{2\pi^2} \int_0^\infty f_{\mathcal{Y}} z^2 dz, \quad (\text{C.47})$$

$$\rho = \frac{g_p T^4}{2\pi^2} \int_0^\infty f_{\mathcal{Y}} z^3 dz. \quad (\text{C.48})$$

Equations (C.47) and (C.48) show that the first two modes, T and Υ , with time evolution fixed by Eq. (C.43) cause the chemical nonequilibrium distribution $f_{\mathcal{R}}$ to capture the number density and energy density of the system exactly. This fact is very significant, as it implies that within the chemical nonequilibrium approach as long as the back-reaction from the non-thermal distortions is small (meaning that the evolution of $T(t)$ and $\Upsilon(t)$ is not changed significantly when more modes are included), *all the effects relevant to the computation of particle and energy flow are modeled by the time evolution of T and Υ alone* and no further modes are necessary. This gives a clear separation between the averaged physical quantities, characterized by $f_{\mathcal{R}}$, and the momentum dependent non-thermal distortions as captured by

$$\phi = \sum_{i=2}^N b^i \hat{\psi}_i. \quad (\text{C.49})$$

One should contrast this chemical nonequilibrium behavior with the chemical equilibrium method, where a minimum of four modes is required to describe the number and energy densities, as shown in Eq. (C.28). Moreover we will show that convergence to the desired precision is faster in the chemical nonequilibrium approach as compared to chemical equilibrium. Due to the high cost of numerically integrating realistic collision integrals of the form Eq. (C.15), this fact can be very significant in applications. We remark that the relations Eq. (C.47) are the physical motivation for including the z^2 factor in the weight function. All three modifications we have made in constructing our new method, the introduction of an effective temperature, i.e., $R \neq 1$, the generalization to chemical nonequilibrium $f_{\mathcal{R}}$, and the introduction of z^2 to the weight, Eq. (C.36), were needed to obtain the properties, Eq. (C.47), but it is the introduction of z^2 that reduces the number of required modes and hence reduces the computational cost.

With b^0 and b^1 fixed as in Eq. (C.43) we can solve the equations for \dot{b}^0 and \dot{b}^1 from Eq. (C.42) for $\dot{\Upsilon}$ and \dot{T} to obtain

$$\dot{\Upsilon}/\Upsilon = \frac{(Ab)^1 \langle \frac{1}{f_{\mathcal{R}}E} C[f], \hat{\psi}_0 \rangle - (Ab)^0 \langle \frac{1}{f_{\mathcal{R}}E} C[f], \hat{\psi}_1 \rangle}{[\Upsilon \partial_{\mathcal{R}} \langle 1, 1 \rangle / (2\|\psi_0\|) + (Bb)^0] (Ab)^1 - (Ab)^0 (Bb)^1}, \quad (\text{C.50})$$

$$\begin{aligned} \dot{T}/T &= \frac{(Bb)^1 \langle \frac{1}{f_{\mathcal{R}}E} C[f], \hat{\psi}_0 \rangle - \langle \frac{1}{f_{\mathcal{R}}E} C[f], \hat{\psi}_1 \rangle [\Upsilon \partial_{\mathcal{R}} \langle 1, 1 \rangle / (2\|\psi_0\|) + (Bb)^0]}{[\Upsilon \partial_{\mathcal{R}} \langle 1, 1 \rangle / (2\|\psi_0\|) + (Bb)^0] (Ab)^1 - (Ab)^0 (Bb)^1} - H \\ &= \frac{1}{(Ab)^1} \left((Bb)^1 \dot{\Upsilon}/\Upsilon - \langle \frac{1}{f_{\mathcal{R}}E} C[f], \hat{\psi}_1 \rangle \right) - H. \end{aligned} \quad (\text{C.51})$$

Here $(Ab)^n = \sum_{j=0}^N A_j^n b^j$ and similarly for B and $\|\cdot\|$ is the norm induced by $\langle \cdot, \cdot \rangle$. In deriving this, we used

$$\dot{b}^0 = \frac{1}{2\|\psi_0\|} \dot{\Upsilon} \partial_{\mathcal{R}} \langle 1, 1 \rangle, \quad \partial_{\mathcal{R}} \langle 1, 1 \rangle = \int_0^{\infty} \frac{z^2}{(e^{z/2} + \Upsilon e^{-z/2})^2} dz, \quad (\text{C.52})$$

which comes from differentiating Eq. (C.43).

It is easy to check that when the collision operator vanishes, then the above system is solved by

$$\Upsilon = \text{constant}, \quad \frac{\dot{T}}{T} = -H, \quad b^n = \text{constant}, \quad n > 2, \quad (\text{C.53})$$

i.e., the fugacity and non-thermal distortions are ‘frozen’ into the distribution and the temperature satisfies dilution scaling $T \propto 1/a$.

When the collision term becomes small, Eq. (C.53) motivates another change of variables. Letting $T = (1 + \epsilon)/a$ gives the equation

$$\dot{\epsilon} = \frac{1 + \epsilon}{(Ab)^1} \left((Bb)^1 \dot{\mathcal{Y}}/\mathcal{Y} - \left\langle \frac{1}{f_{\mathcal{Y}E}} C[f], \hat{\psi}_1 \right\rangle \right). \quad (\text{C.54})$$

Solving this in place of Eq. (C.51) when the collision terms are small avoids having to numerically track the free-streaming evolution. In particular this will ensure conservation of comoving particle number, which equals a function of \mathcal{Y} multiplied by $(aT)^3$, to much greater precision in this regime as well as resolve the freeze-out temperatures more accurately.

Projected Dynamics are Well-defined:

The following calculation shows that, for a distribution initially in kinetic equilibrium, the determinant factor in the denominator of Eq. (C.50) is nonzero and hence the dynamics for T and \mathcal{Y} , as well as the remainder of the projected system, are well-defined, at least for sufficiently small times.

Kinetic equilibrium implies the initial conditions $b^0 = \|\psi_0\|$, $b^i = 0$, $i > 0$. Therefore we have

$$\begin{aligned} K &\equiv (\mathcal{Y} \partial_{\mathcal{Y}} \langle 1, 1 \rangle / (2\|\psi_0\|) + (Bb)^0)(Ab)^1 - (Ab)^0(Bb)^1 & (\text{C.55}) \\ &= (C_0^0 A_0^1 - A_0^0 C_0^1)(b^0)^2 + [(D_0^0 A_0^1 - A_0^0 D_0^1)(b^0)^2 + \mathcal{Y} \partial_{\mathcal{Y}} \langle 1, 1 \rangle / (2\|\psi_0\|) A_0^1 b^0] \\ &\equiv K_1 + K_2. \end{aligned}$$

$$K_1 = \left\langle \frac{1}{1 + \mathcal{Y}e^{-z}}, 1 \right\rangle \left\langle \frac{-z}{1 + \mathcal{Y}e^{-z}} \hat{\psi}_1, \hat{\psi}_0 \right\rangle - \left\langle \frac{-z}{1 + \mathcal{Y}e^{-z}}, \hat{\psi}_0 \right\rangle \left\langle \frac{1}{1 + \mathcal{Y}e^{-z}} \hat{\psi}_1, 1 \right\rangle. \quad (\text{C.56})$$

Inserting the formula for $\hat{\psi}_1$ from Eq. (C.1), we find

$$K_1 = - \frac{1}{\|\psi_1\| \|\psi_0\|} \left[\left\langle \frac{1}{1 + \mathcal{Y}e^{-z}}, \hat{\psi}_0 \right\rangle \left\langle \frac{z^2}{1 + \mathcal{Y}e^{-z}}, \hat{\psi}_0 \right\rangle - \left\langle \frac{z}{1 + \mathcal{Y}e^{-z}}, \hat{\psi}_0 \right\rangle^2 \right]. \quad (\text{C.57})$$

The Cauchy-Schwarz inequality applied to the inner product with weight function

$$\tilde{w} = \frac{w}{1 + \mathcal{Y}e^{-z}} \hat{\psi}_0 \quad (\text{C.58})$$

together with linear independence of 1 and z implies that the term in brackets is positive and so $K_1 < 0$ at $t = 0$. For the second term, noting that $D_0^1 = 0$ by orthogonality and using Eq. (C.7), we have

$$K_2 = [\langle \partial_{\mathcal{Y}} \hat{\psi}_0, \hat{\psi}_0 \rangle \|\psi_0\| + \partial_{\mathcal{Y}} \langle 1, 1 \rangle / (2\|\psi_0\|)] \mathcal{Y} A_0^1 \|\psi_0\| = 0. \quad (\text{C.59})$$

This proves that K is nonzero at $t = 0$.

C.3 Validation

We will validate our numerical method on an exactly solvable model problem

$$\partial_t f - pH \partial_p f = M \left(\frac{1}{\mathcal{Y}^{-1} e^{p/T_{eq}} + 1} - f(p, t) \right), \quad f(p, 0) = \frac{1}{e^{p/T_{eq}(0)} + 1}, \quad (\text{C.60})$$

where M is a constant with units of energy and we choose units in which it is equal to 1. This model describes a distribution that is attracted to a given equilibrium distribution at a prescribed time dependent temperature $T_{eq}(t)$ and fugacity Υ . This type of an idealized scattering operator, without fugacity, was first introduced in [24]. By changing coordinates $y = a(t)p$ we find

$$\partial_t f(y, t) = \frac{1}{\Upsilon^{-1} \exp[y/(a(t)T_{eq}(t))] + 1} - f(y, t), \quad (\text{C.61})$$

which has as solution

$$f(y, t) = \int_0^t \frac{e^{s-t}}{\Upsilon^{-1} \exp[y/(a(s)T_{eq}(s))] + 1} ds + \frac{e^{-t}}{\exp[y/(a(0)T_{eq}(0))] + 1}. \quad (\text{C.62})$$

We now transform to $z = p/T(t)$, where the temperature T of the distribution f is defined as in Sec. C.2. Therefore, we have the exact solution to

$$\partial_t f - z \left(H + \frac{\dot{T}}{T} \right) \partial_z f = \frac{1}{\Upsilon^{-1} e^{zT/T_{eq}} + 1} - f(z, t), \quad (\text{C.63})$$

given by

$$f(z, t) = \int_0^t \frac{e^{s-t}}{\Upsilon^{-1} \exp[a(t)T(t)z/(a(s)T_{eq}(s))] + 1} ds + \frac{e^{-t}}{\exp[a(t)T(t)z/(a(0)T_{eq}(0))] + 1}. \quad (\text{C.64})$$

We use this to test the chemical equilibrium and chemical nonequilibrium methods under two different conditions.

Reheating test

First we compare the chemical equilibrium and nonequilibrium methods in a scenario that exhibits reheating. Motivated by applications to cosmology, we choose a scale factor evolving as in the radiation dominated era, a fugacity $\Upsilon = 1$, and choose an equilibrium temperature that exhibits reheating like behavior with aT_{eq} increasing for a period of time,

$$a(t) = \left(\frac{t+b}{b} \right)^{1/2}, \quad T_{eq}(t) = \frac{1}{a(t)} \left(1 + \frac{1 - e^{-t}}{e^{-(t-b)} + 1} (R - 1) \right), \quad (\text{C.65})$$

where R is the desired reheating ratio. Note that $(aT_{eq})(0) = 1$ and $(aT_{eq})(t) \rightarrow R$ as $t \rightarrow \infty$. Qualitatively, this is reminiscent of the dynamics of neutrino freeze-out, but the range of reheating ratio for which we will test our method is larger than found there.

We solved Eq. (C.61) and Eq. (C.63) numerically using the chemical equilibrium and chemical nonequilibrium methods respectively for $t \in [0, 10]$ and $b = 5$ and the cases $R = 1.1$, $R = 1.4$, as well as the more extreme ratio of $R = 2$. The bases of orthogonal polynomials were generated numerically using the recursion relations from Sec. C.1. For the applications we are considering, where the solution is a small perturbation of equilibrium, only a small number of terms are required and so the numerical challenges associated with generating a large number of such orthogonal

polynomials are not an issue.

Chemical equilibrium method

We solved Eq. (C.61) using the chemical equilibrium method, with the orthonormal basis defined by the weight function Eq. (C.25) for $N = 2, \dots, 10$ modes (mode numbers $n = 0, \dots, N - 1$) and prescribed single step relative and absolute error tolerances of 10^{-13} for the numerical integration, and with asymptotic reheating ratios of $R = 1.1$, $R = 1.4$, and $R = 2$.

In Fig. 69 and Fig. 70 we show the maximum relative error in the number densities and energy densities respectively over the time interval $[0, 10]$ for various numbers of computed modes. The particle number density and energy density are accurate, up to the integration tolerance level, for 3 or more and 4 or more modes respectively. This is consistent with Eq. (C.28), which shows the number of modes required to capture each of these quantities. However, fewer modes than these minimum values lead to a large error in the corresponding moment of the distribution function.

To show that the numerical integration accurately captures the mode coefficients of the exact solution, Eq. (C.62), in Figure 71 we show the error between the computed coefficients and actual coefficients, denoted by \tilde{b}_n and b_n respectively,

$$\text{error}_n = \max_t |\tilde{b}_n(t) - b_n(t)|, \quad (\text{C.66})$$

where the evolution of the system was computed using $N = 10$ modes.

In Figure 72 we show the error between the exact solution f , and the numerical solution f^N computed using $N = 2, \dots, 10$ modes over the solution time interval, where we define the error by

$$\text{error}_N = \max_t \frac{\int |f - f^N| dy}{\int |f| dy}. \quad (\text{C.67})$$

For $R = 1$ and $R = 1.4$ the chemical equilibrium method works reasonably well (as long as the number of modes is at least 4, so that the energy and number densities are properly captured) but for $R = 2$ the approximate solution exhibits spurious oscillations, as seen in Figure 73, and has significantly degraded L^1 error; this behavior is expected based on the results we did present earlier in this Appendix. Further clarifying the behavior, in Figure 74 we show the L^1 error ratio as a function of time for $N = 10$ modes. In the $R = 2$ case we see that the error increases as the reheating ratio approaches its asymptotic value of $R = 2$ as $t \rightarrow \infty$. As we will see, our methods achieves a much higher accuracy for a small number of terms in the case of large reheating ratio due to the replacement of dilution temperature scaling with the dynamical effective temperature T .

Chemical non-equilibrium method

We now solve Eq. (C.61) using the chemical nonequilibrium method, with the orthonormal basis defined by the weight function, Eq. (C.31), for $N = 2, \dots, 10$ modes, a prescribed numerical integration tolerance of 10^{-13} , and asymptotic reheating ratios of $R = 1.1$, $R = 1.4$, and $R = 2$. Recall that we are referring to T and \mathcal{T} as the first two modes ($n = 0$ and $n = 1$). In Figures 75 and 76 we show the maximum relative error over the time interval $[0, 10]$ in the number densities and energy densities respectively for various numbers of computed modes. Even for only 2 modes, the number and energy densities are accurate up to the integration tolerance level. This is in agreement with the analytical expressions in Eq. (C.47).

To show that the numerical integration accurately captures the mode coefficients of the exact solution, Eq. (C.62), in Figure 77 we show the error in the computed

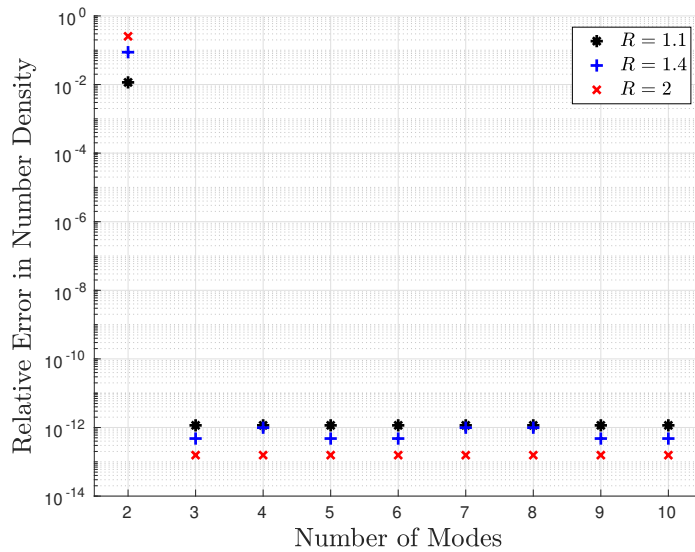


Fig. 69. Maximum relative error in particle number density. *Adapted from Ref. [27].*

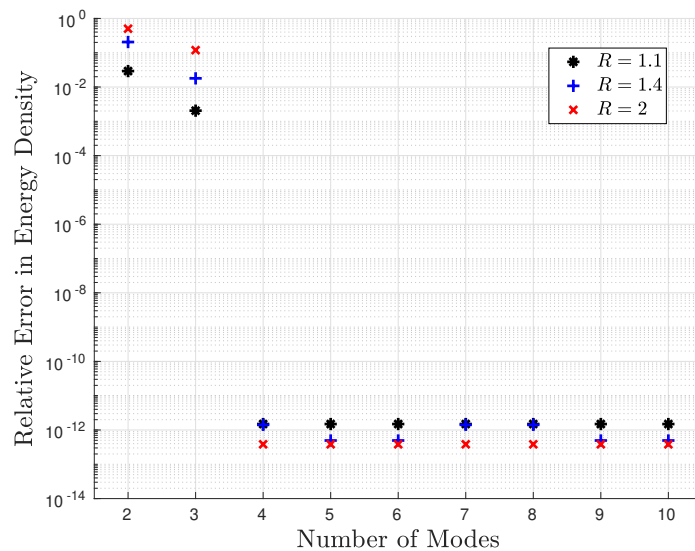


Fig. 70. Maximum relative error in energy density. *Adapted from Ref. [27].*

mode coefficients Eq. (C.66), where the evolution of the system was computed using $N = 10$ modes. In Figure 78 we show the error between the approximate and exact solutions, computed as in Eq. (C.67) for $N = 2, \dots, 10$ and $R = 1.1$, $R = 1.4$, and $R = 2$ respectively. For most mode numbers and R values, the error using 2 modes is substantially less than the error from the chemical equilibrium method using 4 modes. The result is most dramatic for the case of large reheating, $R = 2$, where the spurious oscillations from the chemical equilibrium solution are absent in our method, as seen in Figure 79, as compared to the chemical equilibrium method in Figure 73. Note that we plot from $z \in [0, 15]$ in comparison to $y \in [0, 30]$ in Figure 79 due to the

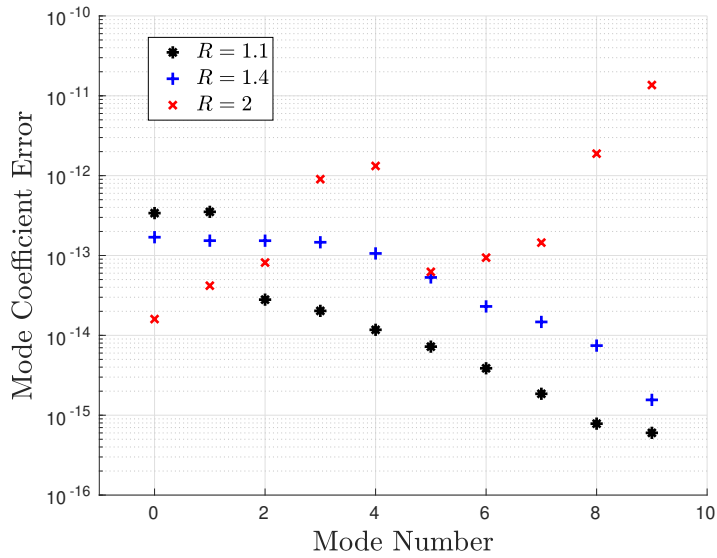


Fig. 71. Maximum error in mode coefficients. Adapted from Ref. [27].

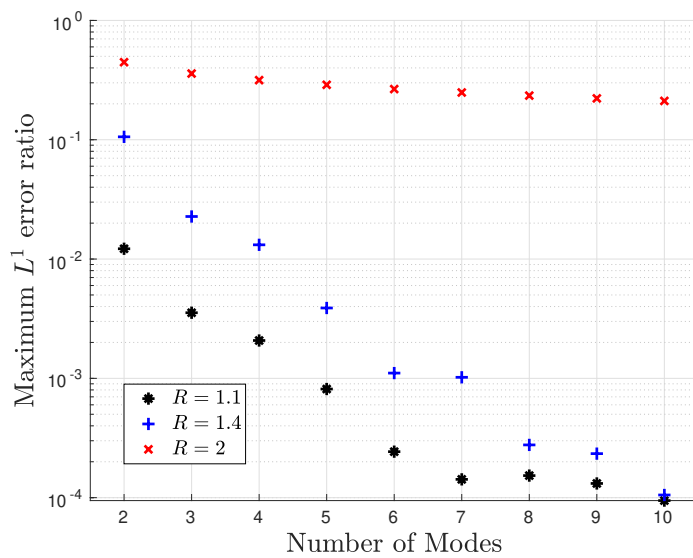


Fig. 72. Maximum ratio of L^1 error between computed and exact solutions to L^1 norm of the exact solution. Adapted from Ref. [27].

relation $z = y/R$ as discussed in before in this Appendix. Additionally, the error no longer increases as $t \rightarrow \infty$, as it did for the chemical equilibrium method, see Figure 80. In fact it decreases since the exact solution approaches chemical equilibrium at a reheated temperature and hence can be better approximated by f_T .

In summary, in addition to the reduction in the computational cost when going from 4 to 2 modes, we also reduce the error compared to the chemical equilibrium method, all while accurately capturing the number and energy densities.

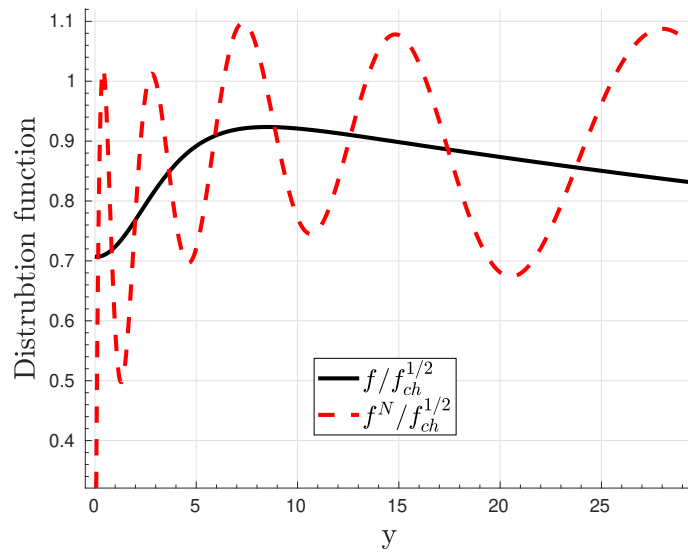


Fig. 73. Approximate and exact solution for a reheating ratio $R = 2$ and $N = 10$ modes. Adapted from Ref. [27].

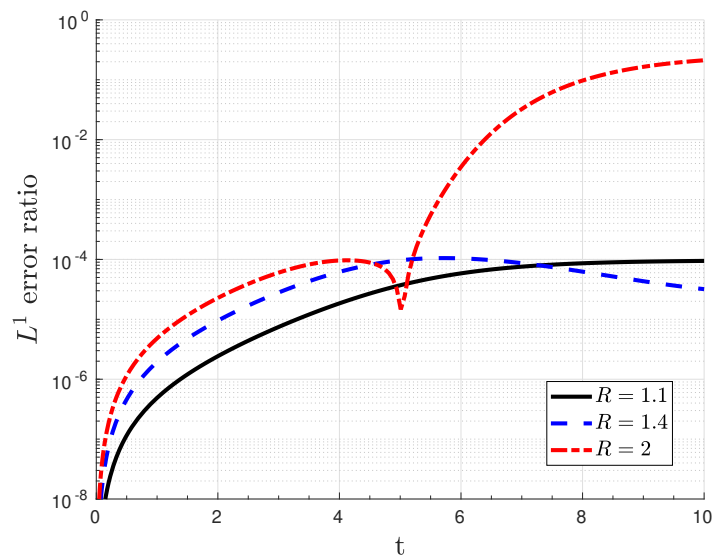


Fig. 74. L^1 error ratio as a function of time for $N = 10$ modes. Adapted from Ref. [27].

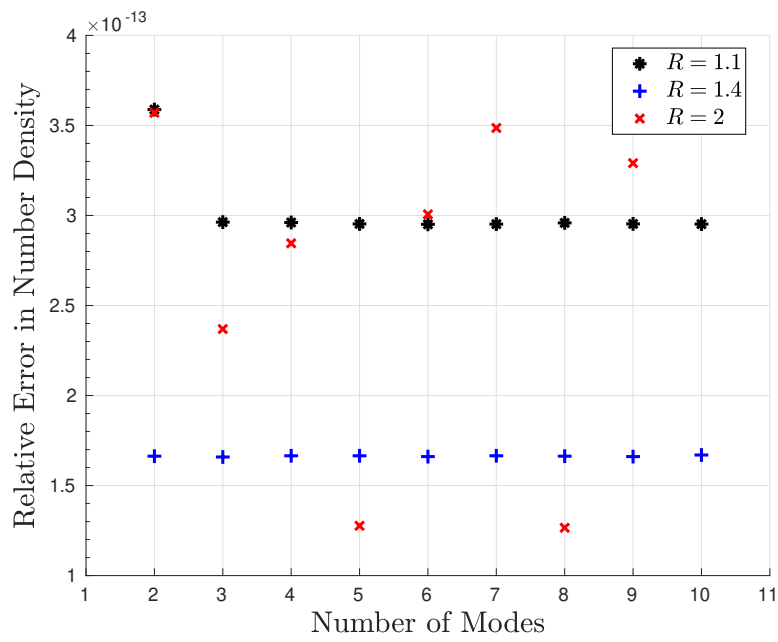


Fig. 75. Maximum relative error in particle number density. Adapted from Ref. [27].

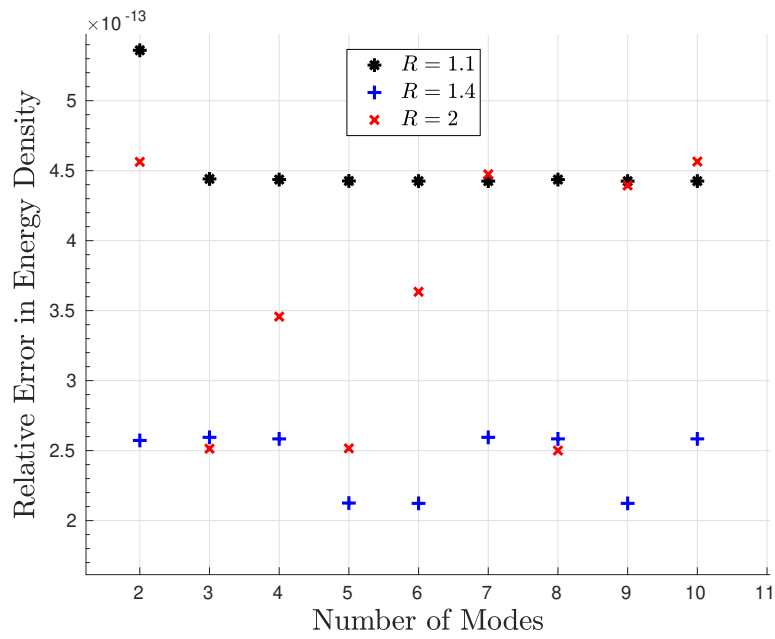


Fig. 76. Maximum relative error in energy density. Adapted from Ref. [27].

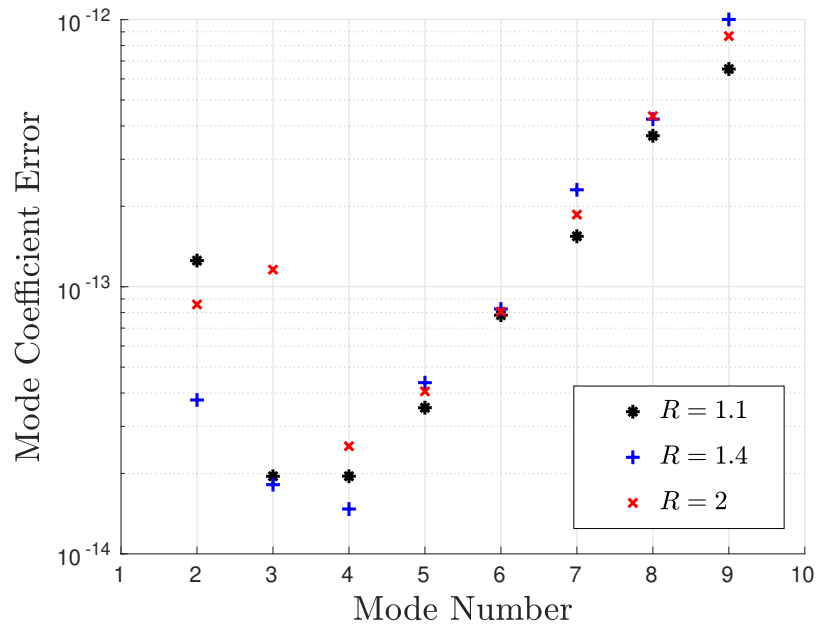


Fig. 77. Maximum error in mode coefficients. Adapted from Ref. [27].

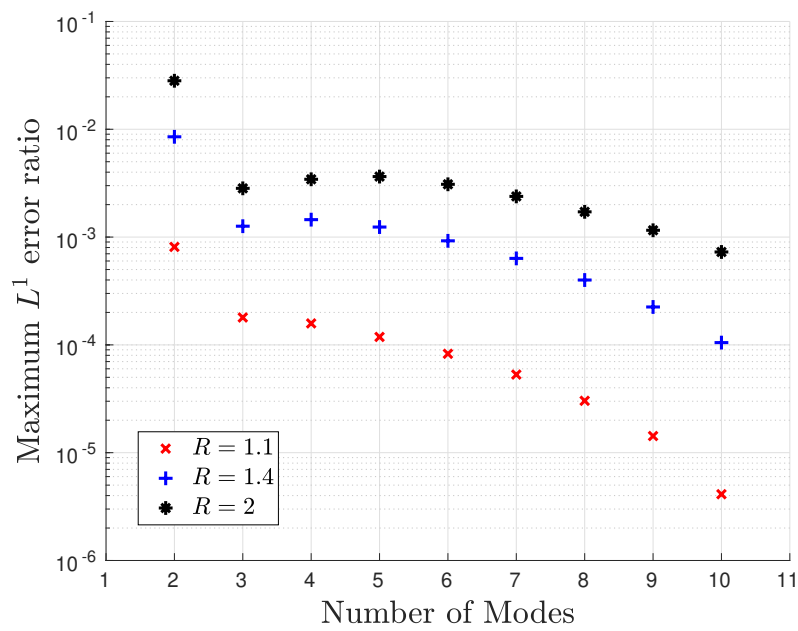


Fig. 78. Maximum ratio of L^1 error between computed and exact solutions to L^1 norm of the exact solution. Adapted from Ref. [27].

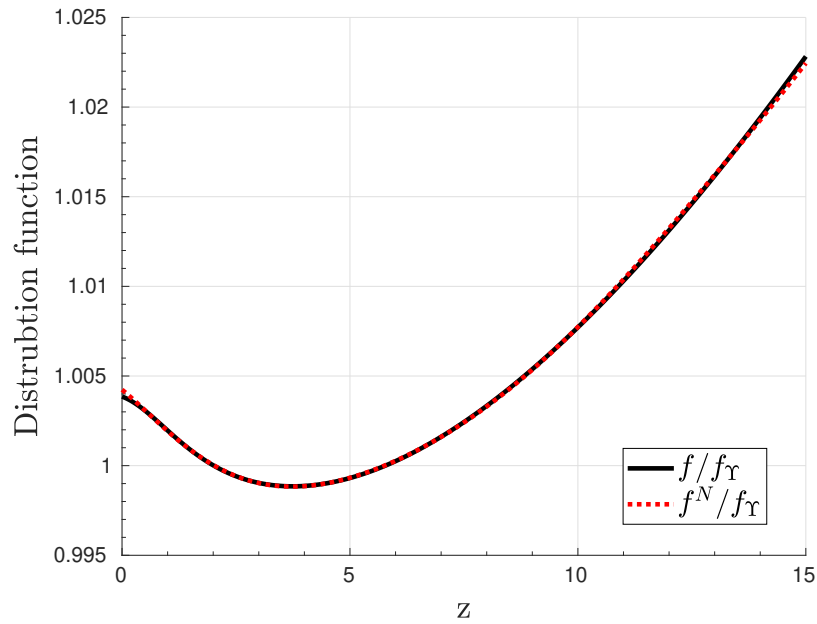


Fig. 79. Approximate and exact solution for $R = 2$ obtained with two modes. Adapted from Ref. [27].

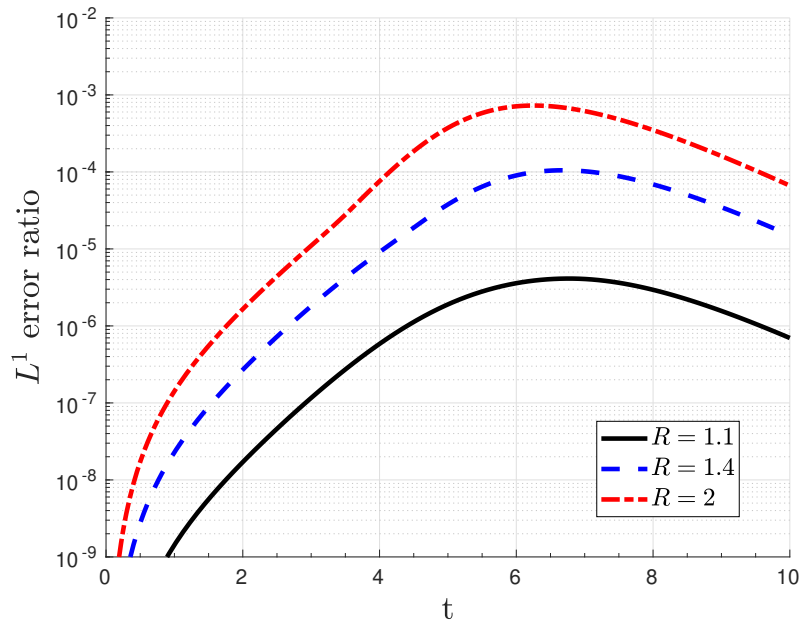


Fig. 80. L^1 error ratio as a function of time for $n = 10$ modes. Adapted from Ref. [27].

D Neutrino Collision Integrals

D.1 Collision integral inner products

Having detailed our method for solving the Boltzmann-Einstein equation in Sec. C, we address the computation of collision integrals for neutrino processes; see also [44]. To solve for the mode coefficients using Eq. (C.42), we must evaluate the collision operator inner products

$$\begin{aligned}
R_k &\equiv \langle \frac{1}{f_T E_1} C[f_1], \hat{\psi}_k \rangle = \int_0^\infty \hat{\psi}_k(z_1) C[f_1](z_1) \frac{z_1^2}{E_1} dz_1 \\
&= \frac{1}{2} \int \hat{\psi}_k(z_1) \int [f_3(p_3) f_4(p_4) f^1(p_1) f^2(p_2) - f_1(p_1) f_2(p_2) f^3(p_3) f^4(p_4)] \\
&\quad \times S|\mathcal{M}|^2(s, t) (2\pi)^4 \delta(\Delta p) \prod_{i=2}^4 \frac{d^3 p_i}{2(2\pi)^3 E_i} \frac{z_1^2}{E_1} dz_1, \\
&= \frac{2(2\pi)^3}{8\pi} T_1^{-3} \int G_k(p_1, p_2, p_3, p_4) S|\mathcal{M}|^2(s, t) (2\pi)^4 \delta(\Delta p) \prod_{i=1}^4 \frac{d^3 p_i}{2(2\pi)^3 E_i}, \\
&= 2\pi^2 T_1^{-3} \int G_k(p_1, p_2, p_3, p_4) S|\mathcal{M}|^2(s, t) (2\pi)^4 \delta(\Delta p) \prod_{i=1}^4 \delta_0(p_i^2 - m_i^2) \frac{d^4 p_i}{(2\pi)^3}, \\
G_k &= \hat{\psi}_k(z_1) [f_3(p_3) f_4(p_4) f^1(p_1) f^2(p_2) - f_1(p_1) f_2(p_2) f^3(p_3) f^4(p_4)], \quad f^i = 1 - f_i.
\end{aligned} \tag{D.1}$$

Note that R_k only uses information about the distributions at a single spacetime point, and so we can work in a local orthonormal basis for the momentum. Among other things, this implies that $p^2 = p^\alpha p^\beta \eta_{\alpha\beta}$ where η is the Minkowski metric

$$\eta_{\alpha\beta} = \text{diag}(1, -1, -1, -1). \tag{D.2}$$

From Eq. (D.1), we see that a crucial input into the chemical nonequilibrium spectral method with $2 \leftrightarrow 2$ reactions is the ability to efficiently compute a numerical approximation to integrals of the form

$$\begin{aligned}
M &\equiv \int G(p_1, p_2, p_3, p_4) S|\mathcal{M}|^2(s, t) (2\pi)^4 \delta(\Delta p) \prod_{i=1}^4 \delta_0(p_i^2 - m_i^2) \frac{d^4 p_i}{(2\pi)^3}, \\
G(p_1, p_2, p_3, p_4) &= g_1(p_1) g_2(p_2) g_3(p_3) g_4(p_4),
\end{aligned} \tag{D.3}$$

for some functions g_i . Even after eliminating the delta functions in Eq. (D.3), we are still left with an 8 dimensional integral. To facilitate numerical computation, we must analytically reduce this expression down to fewer dimensions. Fortunately, the systems we are interested in have a large amount of symmetry that can be utilized for this purpose.

The distribution functions we are concerned with are isotropic in some frame defined by a unit timelike vector U , i.e. they depend only on the four-momentum only through $p_i \cdot U$. The same is true of the basis functions $\hat{\psi}_k$, and hence the g_i depend only on $p_i \cdot U$ as well. In [306, 307, 308], approaches are outlined that reduce integrals of this type down to 3 dimensions. We outline the method from [307, 308], as applied to our spectral method solver, in Appendix D.3. However, the integrand one obtains from these methods is only piecewise smooth or has an integration domain with a complicated geometry. This presents difficulties for the integration routine we employ, which utilizes adaptive mesh refinement to ensure the desired error tolerance.

We take an alternative approach that, for the scattering kernels found in e^\pm , neutrino interactions, reduces the problem nested integrals of depth three while also resulting in an integrand with better smoothness properties. In our comparison with the method in [307,308], the resulting formula evaluates significantly faster under the numerical integration scheme we used. The derivation presented here expands on what is found in [51].

Simplifying the collision integral

Our strategy for simplifying the collision integrals is as follows. We first make a change of variables designed to put the 4-momentum conserving delta function in a particularly simple form, allowing for the integral to be reduced from 16 to 12 dimensions. The remaining four delta functions, which impose the mass shell constraints, are then seen to reduce to integration over a product of spheres. The simple form of the submanifold that these delta function restrict us to allows us to use the method in chapter B to analytically evaluate all four of the remaining delta functions simultaneously. During this process, the isotropy of the system in the frame given by the 4-vector U allows for further reduction of the dimensionality by analytically evaluating several of the angular integrals.

The change of variables that simplifies the 4-momentum conserving delta function is given by

$$p = p_1 + p_2, \quad q = p_1 - p_2, \quad p' = p_3 + p_4, \quad q' = p_3 - p_4. \quad (\text{D.4})$$

The Jacobian of this transformation is $1/2^8$. Therefore, using Lemma 2, we find

$$\begin{aligned} M &= \frac{1}{256(2\pi)^8} \int G((p+q) \cdot U/2, (p-q) \cdot U/2, (p'+q') \cdot U/2, (p'-q') \cdot U/2) \\ &\quad \times S|\mathcal{M}|^2 \delta(p-p') \delta((p+q)^2/4 - m_1^2) \delta((p-q)^2/4 - m_2^2) \delta((p'+q')^2/4 - m_3^2) \\ &\quad \times \delta((p'-q')^2/4 - m_4^2) 1_{p^0 > |q^0|} 1_{(p')^0 > |(q')^0|} d^4 p d^4 q d^4 p' d^4 q'. \end{aligned} \quad (\text{D.5})$$

Next, we eliminate the integration over p' using $\delta(p-p')$ and then use Fubini's theorem to write

$$\begin{aligned} M &= \frac{1}{256(2\pi)^8} \int \left[\int G((p+q) \cdot U/2, (p-q) \cdot U/2, (p'+q') \cdot U/2, (p'-q') \cdot U/2) \right. \\ &\quad \times 1_{p^0 > |q^0|} 1_{p^0 > |(q')^0|} S|\mathcal{M}|^2 \delta((p+q)^2/4 - m_1^2) \delta((p-q)^2/4 - m_2^2) \\ &\quad \left. \times \delta((p+q')^2/4 - m_3^2) \delta((p-q')^2/4 - m_4^2) d^4 q d^4 q' \right] d^4 p. \end{aligned} \quad (\text{D.6})$$

Subsequent computations will justify this use of Fubini's theorem.

Since $p^0 > 0$ we have $dp \neq 0$ and so we can use Corollary 3 of the coarea formula to decompose this into an integral over the center of mass energy $s = p^2$,

$$M = \frac{1}{256(2\pi)^8} \int_{s_0}^{\infty} \int \left[\int 1_{p^0 > |q^0|} 1_{p^0 > |(q')^0|} S|\mathcal{M}|^2 F(p, q, q') \delta((p+q)^2/4 - m_1^2) \right. \quad (\text{D.7})$$

$$\left. \times \delta((p-q)^2/4 - m_2^2) \delta((p+q')^2/4 - m_3^2) \delta((p-q')^2/4 - m_4^2) d^4 q d^4 q' \right] \delta(p^2 - s) d^4 p ds,$$

$$F(p, q, q') = G((p+q) \cdot U/2, (p-q) \cdot U/2, (p+q') \cdot U/2, (p-q') \cdot U/2),$$

$$s_0 = \max\{(m_1 + m_2)^2, (m_3 + m_4)^2\}.$$

The lower bound on s comes from the fact that both p_1 and p_2 are future timelike and hence

$$p^2 = m_1^2 + m_2^2 + 2p_1 \cdot p_2 \geq m_1^2 + m_2^2 + 2m_1m_2 = (m_1 + m_2)^2. \quad (\text{D.8})$$

The other inequality is obtained by using $p = p'$.

Note that the integral in brackets in Eq. (D.7) is invariant under $SO(3)$ rotations of p in the frame defined by U . Therefore we obtain

$$M = \frac{1}{256(2\pi)^8} \int_{s_0}^{\infty} \int_0^{\infty} K(s, p) \frac{4\pi |\vec{p}|^2}{2p^0} d|\vec{p}| ds, \quad p^0 = p \cdot U = \sqrt{|\vec{p}|^2 + s}, \quad (\text{D.9})$$

$$K(s, p) = \int 1_{p^0 > |q^0|} 1_{p^0 > |(q')^0|} S |\mathcal{M}|^2 F(p, q, q') \delta((p+q)^2/4 - m_1^2) \delta((p-q)^2/4 - m_2^2) \\ \times \delta((p+q')^2/4 - m_3^2) \delta((p-q')^2/4 - m_4^2) d^4 q d^4 q',$$

where $|\vec{p}|$ denotes the norm of the spacial component of p and in the formula for $K(s, p)$, p is any four vector whose spacial component has norm $|\vec{p}|$ and timelike component $\sqrt{|\vec{p}|^2 + s}$. Note that in integrating over $\delta(p^2 - s) dp^0$, only the positive root was taken, due to the indicator functions in the $K(s, p)$.

We now simplify $K(s, p)$ for fixed but arbitrary p and s that satisfy $p^0 = \sqrt{|\vec{p}|^2 + s}$ and $s > s_0$. These conditions imply p is future timelike, hence we can change variables in q, q' by an element of $Q \in SO(1, 3)$ so that

$$Qp = (\sqrt{s}, 0, 0, 0), \quad QU = (\alpha, 0, 0, \delta), \quad (\text{D.10})$$

where

$$\alpha = \frac{p \cdot U}{\sqrt{s}}, \quad \delta = \frac{1}{\sqrt{s}} ((p \cdot U)^2 - s)^{1/2}. \quad (\text{D.11})$$

Note that the delta functions in the integrand imply $p \pm q$ is timelike (or null if the corresponding mass is zero). Therefore $p^0 > \pm q^0$ iff $p \mp q$ is future timelike (or null). This condition is preserved by $SO(1, 3)$ hence $p^0 > |q^0|$ in one frame iff it holds in every frame. Similar comments apply to $p^0 > |(q')^0|$ and so $K(s, p)$ has the same formula in the transformed frame as well.

We now evaluate the measure that is induced by the delta functions, using the method given in chapter B. We have the constraint function

$$\Phi(q, q') = ((p+q)^2/4 - m_1^2, (p-q)^2/4 - m_2^2, (p+q')^2/4 - m_3^2, (p-q')^2/4 - m_4^2) \quad (\text{D.12})$$

and must compute the solution set $\Phi(q, q') = 0$. Adding and subtracting the first two components and the last two respectively, we have the equivalent conditions

$$\frac{s + q^2}{2} = m_1^2 + m_2^2, \quad p \cdot q = m_1^2 - m_2^2, \quad \frac{s + (q')^2}{2} = m_3^2 + m_4^2, \quad p \cdot q' = m_3^2 - m_4^2. \quad (\text{D.13})$$

If we let (q^0, \vec{q}) , $((q')^0, \vec{q}')$ denote the spacial components in the frame defined by $p = (\sqrt{s}, 0, 0, 0)$ we have another set of equivalent conditions

$$q^0 = \frac{m_1^2 - m_2^2}{\sqrt{s}}, \quad |\vec{q}|^2 = \frac{(m_1^2 - m_2^2)^2}{s} + s - 2(m_1^2 + m_2^2), \quad (\text{D.14}) \\ (q')^0 = \frac{m_3^2 - m_4^2}{\sqrt{s}}, \quad |\vec{q}'|^2 = \frac{(m_3^2 - m_4^2)^2}{s} + s - 2(m_3^2 + m_4^2).$$

Note that if these hold then using $s \geq s_0$, we obtain

$$\frac{|q^0|}{p^0} \leq \frac{|m_1^2 - m_2^2|}{(m_1 + m_2)^2} < 1 \quad (\text{D.15})$$

and similarly for q' . Hence the conditions in the indicator functions are satisfied and we can drop them from the formula for $K(s, p)$.

The conditions Eq. (D.14) imply that our solution set is a product of spheres in \vec{q} and \vec{q}' , as long as the conditions are consistent i.e. so long as $|\vec{q}|, |\vec{q}'| > 0$. To see that this holds for almost every s , first note

$$\frac{d}{ds} |\vec{q}|^2 = 1 - \frac{(m_1^2 - m_2^2)^2}{s^2} > 0 \quad (\text{D.16})$$

since $s \geq (m_1 + m_2)^2$. At $s = (m_1 + m_2)^2$, $|\vec{q}|^2 = 0$. Therefore, for $s > s_0$ we have $|\vec{q}| > 0$ and similarly for q' . Hence we have the result

$$\Phi^{-1}(0) = \{q^0\} \times B_{|\vec{q}|} \times \{(q')^0\} \times B_{|\vec{q}'|}, \quad (\text{D.17})$$

where B_r denotes the radius r ball centered at 0. We will parametrize this by spherical angular coordinates in q and q' .

We now compute the induced volume form. First consider the differential

$$D\Phi = \begin{pmatrix} \frac{1}{2}(q+p)^\alpha \eta_{\alpha\beta} dq^\beta \\ \frac{1}{2}(q-p)^\alpha \eta_{\alpha\beta} dq^\beta \\ \frac{1}{2}(q'+p)^\alpha \eta_{\alpha\beta} dq'^\beta \\ \frac{1}{2}(q'-p)^\alpha \eta_{\alpha\beta} dq'^\beta \end{pmatrix}. \quad (\text{D.18})$$

Evaluating this on the coordinate vector fields $\partial_{q^0}, \partial_r$, we obtain

$$D\Phi(\partial_{q^0}) = \begin{pmatrix} \frac{1}{2}(q^0 + \sqrt{s}) \\ \frac{1}{2}(q^0 - \sqrt{s}) \\ 0 \\ 0 \end{pmatrix}, \quad D\Phi(\partial_r) = \begin{pmatrix} -\frac{1}{2}|\vec{q}| \\ -\frac{1}{2}|\vec{q}| \\ 0 \\ 0 \end{pmatrix} = \begin{pmatrix} -\frac{1}{2}r \\ -\frac{1}{2}r \\ 0 \\ 0 \end{pmatrix}. \quad (\text{D.19})$$

Similar results hold for q' . Therefore we have the determinant

$$\det(D\Phi(\partial_{q^0}) D\Phi(\partial_r) D\Phi(\partial_{(q')^0}) D\Phi(\partial_{r'})) = \frac{s}{4} r r'. \quad (\text{D.20})$$

Note that this determinant being nonzero implies that our use of Fubini's theorem in Eq. (D.6) was justified.

By Eq. (B.15) and Eq. (B.31), the above computations imply that the induced volume measure is

$$\begin{aligned} & \delta((p+q)^2/4 - m_1^2) \delta((p-q)^2/4 - m_2^2) \delta((p+q')^2/4 - m_3^2) \delta((p-q')^2/4 - m_4^2) d^4 q d^4 q' \\ &= \frac{4}{s r r'} i_{(\partial_{q^0}, \partial_r, \partial_{(q')^0}, \partial_{r'})} (r^2 \sin(\phi) dq^0 dr d\theta d\phi) \wedge ((r')^2 \sin(\phi') d(q')^0 dr' d\theta' d\phi') \\ &= \frac{4 r r'}{s} \sin(\phi) \sin(\phi') d\theta d\phi d\theta' d\phi', \end{aligned} \quad (\text{D.21})$$

where

$$\begin{aligned} r &= \frac{1}{\sqrt{s}} \sqrt{(s - (m_1 + m_2)^2)(s - (m_1 - m_2)^2)}, \\ r' &= \frac{1}{\sqrt{s}} \sqrt{(s - (m_3 + m_4)^2)(s - (m_3 - m_4)^2)}. \end{aligned} \quad (\text{D.22})$$

Consistent with our interest in the Boltzmann equation, we assume F factors as

$$\begin{aligned} F(p, q, q') &= F_{12}((p+q) \cdot U/2, (p-q) \cdot U/2) F_{34}((p+q') \cdot U/2, (p-q') \cdot U/2) \quad (\text{D.23}) \\ &\equiv G_{12}(p \cdot U, q \cdot U) G_{34}(p \cdot U, q' \cdot U). \end{aligned}$$

For now we suppress the dependence on p , as it is not of immediate concern. In our chosen coordinates where $U = (\alpha, 0, 0, \delta)$, we have

$$q \cdot U = q^0 \alpha - r \delta \cos(\phi) \quad (\text{D.24})$$

and similarly for q' . To compute

$$K(s, p) = \frac{4rr'}{s} \int \left[\int S|\mathcal{M}|^2(s, t) G_{34} \sin(\phi') d\theta' d\phi' \right] G_{12} \sin(\phi) d\theta d\phi, \quad (\text{D.25})$$

first recall

$$\begin{aligned} t &= (p_1 - p_3)^2 = \frac{1}{4}(q - q')^2 = \frac{1}{4}(q^2 + (q')^2 - 2(q^0(q')^0 - \vec{q} \cdot \vec{q}')), \quad (\text{D.26}) \\ \vec{q} \cdot \vec{q}' &= rr'(\cos(\theta - \theta') \sin(\phi) \sin(\phi') + \cos(\phi) \cos(\phi')). \end{aligned}$$

Together, these imply that the integral in brackets in Eq. (D.25) equals

$$\begin{aligned} &\int_0^\pi \int_0^{2\pi} S|\mathcal{M}|^2(s, t(\cos(\theta - \theta') \sin(\phi) \sin(\phi') + \cos(\phi) \cos(\phi'))) \quad (\text{D.27}) \\ &\quad \times G_{34}((q')^0 \alpha - r' \delta \cos(\phi')) \sin(\phi') d\theta' d\phi' \\ &= \int_{-1}^1 \int_0^{2\pi} S|\mathcal{M}|^2(s, t(\cos(\psi) \sin(\phi) \sqrt{1-y^2} + \cos(\phi)y)) G_{34}((q')^0 \alpha - r' \delta y) d\psi dy. \end{aligned}$$

Therefore

$$\begin{aligned} K(s, p) &= \frac{8\pi rr'}{s} \int_{-1}^1 \left[\int_{-1}^1 \left(\int_0^{2\pi} S|\mathcal{M}|^2(s, t(\cos(\psi) \sqrt{1-y^2} \sqrt{1-z^2} + yz)) d\psi \right) \right. \\ &\quad \left. \times G_{34}((q')^0 \alpha - r' \delta y) dy \right] G_{12}(q^0 \alpha - r \delta z) dz, \quad (\text{D.28}) \end{aligned}$$

where

$$\begin{aligned} t(x) &= \frac{1}{4}((q^0)^2 - r^2 + ((q')^0)^2 - (r')^2 - 2q^0(q')^0 + 2rr'x), \quad (\text{D.29}) \\ &= \frac{1}{4}((q^0 - (q')^0)^2 - r^2 - (r')^2 + 2rr'x). \end{aligned}$$

D.2 Electron and neutrino collision integrals

In this section, we further simplify the various integrals of the scattering matrix element that appear in the scattering kernels for processes involving e^\pm and neutrinos. For reference, we collect the important prior results on evaluation of the scattering kernel integrals Eq. (D.1), where we have changed notation from $|\vec{p}|$ to p .

$$M = \frac{1}{256(2\pi)^7} \int_{s_0}^\infty \int_0^\infty K(s, p) \frac{p^2}{p^0} dp ds, \quad (\text{D.30})$$

$$K(s, p) = \frac{8\pi r r'}{s} \int_{-1}^1 \left[\int_{-1}^1 \left(\int_0^{2\pi} S|\mathcal{M}|^2(s, t(\cos(\psi)\sqrt{1-y^2}\sqrt{1-z^2} + yz)) d\psi \right) \right. \\ \left. \times G_{34}((q')^0 \alpha - r' \delta y) dy \right] G_{12}(q^0 \alpha - r \delta z) dz, \quad (\text{D.31})$$

where

$$p^0 = \sqrt{p^2 + s}, \quad \alpha = \frac{p^0}{\sqrt{s}}, \quad \delta = \frac{p}{\sqrt{s}}, \quad q^0 = \frac{m_1^2 - m_2^2}{\sqrt{s}}, \quad (q')^0 = \frac{m_3^2 - m_4^2}{\sqrt{s}}, \quad (\text{D.32})$$

$$r = \frac{1}{\sqrt{s}} \sqrt{(s - (m_1 + m_2)^2)(s - (m_1 - m_2)^2)},$$

$$r' = \frac{1}{\sqrt{s}} \sqrt{(s - (m_3 + m_4)^2)(s - (m_3 - m_4)^2)},$$

$$t(x) = \frac{1}{4} ((q^0 - (q')^0)^2 - r^2 - (r')^2 + 2rr'x),$$

$$s_0 = \max\{(m_1 + m_2)^2, (m_3 + m_4)^2\},$$

and

$$F(p, q, q') = F_{12}((p+q) \cdot U/2, (p-q) \cdot U/2) F_{34}((p+q') \cdot U/2, (p-q') \cdot U/2) \quad (\text{D.33}) \\ \equiv G_{12}(p \cdot U, q \cdot U) G_{34}(p \cdot U, q' \cdot U).$$

This is as far as we can simplify the collision integrals without more information about the form of the matrix elements. The matrix elements for weak force scattering processes involving neutrinos and e^\pm in the limit $|p| \ll M_W, M_Z$, taken from [307, 308], are as follows

Process	$S \mathcal{M} ^2$
$\nu_e + \bar{\nu}_e \rightarrow \nu_e + \bar{\nu}_e$	$128G_F^2(p_1 \cdot p_4)(p_2 \cdot p_3)$
$\nu_e + \nu_e \rightarrow \nu_e + \nu_e$	$64G_F^2(p_1 \cdot p_2)(p_3 \cdot p_4)$
$\nu_e + \bar{\nu}_e \rightarrow \nu_j + \bar{\nu}_j$	$32G_F^2(p_1 \cdot p_4)(p_2 \cdot p_3)$
$\nu_e + \bar{\nu}_j \rightarrow \nu_e + \bar{\nu}_j$	$32G_F^2(p_1 \cdot p_4)(p_2 \cdot p_3)$
$\nu_e + \nu_j \rightarrow \nu_e + \nu_j$	$32G_F^2(p_1 \cdot p_2)(p_3 \cdot p_4)$
$\nu_e + \bar{\nu}_e \rightarrow e^+ + e^-$	$128G_F^2[g_L^2(p_1 \cdot p_4)(p_2 \cdot p_3) + g_R^2(p_1 \cdot p_3)(p_2 \cdot p_4) + g_L g_R m_e^2(p_1 \cdot p_2)]$
$\nu_e + e^- \rightarrow \nu_e + e^-$	$128G_F^2[g_L^2(p_1 \cdot p_2)(p_3 \cdot p_4) + g_R^2(p_1 \cdot p_4)(p_2 \cdot p_3) - g_L g_R m_e^2(p_1 \cdot p_3)]$
$\nu_e + e^+ \rightarrow \nu_e + e^+$	$128G_F^2[g_R^2(p_1 \cdot p_2)(p_3 \cdot p_4) + g_L^2(p_1 \cdot p_4)(p_2 \cdot p_3) - g_L g_R m_e^2(p_1 \cdot p_3)]$

Table 8. Matrix elements for electron neutrino processes where $j = \mu, \tau$, $g_L = \frac{1}{2} + \sin^2 \theta_W$, $g_R = \sin^2 \theta_W$, $\sin^2(\theta_W) \approx 0.23$ is the Weinberg angle, and $G_F = 1.16637 \times 10^{-5} \text{GeV}^{-2}$ is Fermi's constant.

In the following subsections, we will analytically simplify Eq. (D.30) for each of these processes.

Neutrino-neutrino scattering

Using Eq. (C.16), the matrix elements for neutrino-neutrino scattering $\nu\nu \rightarrow \nu\nu$ can be simplified to

$$S|\mathcal{M}|^2 = C(p_1 \cdot p_2)(p_3 \cdot p_4) = C \frac{s^2}{4}, \quad (\text{D.34})$$

Process	$S \mathcal{M} ^2$
$\nu_i + \bar{\nu}_i \rightarrow \nu_i + \bar{\nu}_i$	$128G_F^2(p_1 \cdot p_4)(p_2 \cdot p_3)$
$\nu_i + \nu_i \rightarrow \nu_i + \nu_i$	$64G_F^2(p_1 \cdot p_2)(p_3 \cdot p_4)$
$\nu_i + \bar{\nu}_i \rightarrow \nu_j + \bar{\nu}_j$	$32G_F^2(p_1 \cdot p_4)(p_2 \cdot p_3)$
$\nu_i + \bar{\nu}_j \rightarrow \nu_i + \bar{\nu}_j$	$32G_F^2(p_1 \cdot p_4)(p_2 \cdot p_3)$
$\nu_i + \nu_j \rightarrow \nu_i + \nu_j$	$32G_F^2(p_1 \cdot p_2)(p_3 \cdot p_4)$
$\nu_i + \bar{\nu}_i \rightarrow e^+ + e^-$	$128G_F^2[\tilde{g}_L^2(p_1 \cdot p_4)(p_2 \cdot p_3) + g_R^2(p_1 \cdot p_3)(p_2 \cdot p_4) + \tilde{g}_L g_R m_e^2(p_1 \cdot p_2)]$
$\nu_i + e^- \rightarrow \nu_i + e^-$	$128G_F^2[\tilde{g}_L^2(p_1 \cdot p_2)(p_3 \cdot p_4) + g_R^2(p_1 \cdot p_4)(p_2 \cdot p_3) - \tilde{g}_L g_R m_e^2(p_1 \cdot p_3)]$
$\nu_i + e^+ \rightarrow \nu_i + e^+$	$128G_F^2[g_R^2(p_1 \cdot p_2)(p_3 \cdot p_4) + \tilde{g}_L^2(p_1 \cdot p_4)(p_2 \cdot p_3) - \tilde{g}_L g_R m_e^2(p_1 \cdot p_3)]$

Table 9. Matrix elements for μ and τ neutrino processes where $i = \mu, \tau$, $j = e, \mu, \tau$, $j \neq i$, $\tilde{g}_L = g_L - 1 = -\frac{1}{2} + \sin^2 \theta_W$, $g_R = \sin^2 \theta_W$, $\sin^2(\theta_W) \approx 0.23$ is the Weinberg angle, and $G_F = 1.16637 \times 10^{-5} \text{GeV}^{-2}$ is Fermi's constant.

Process	C
$\nu_i + \nu_i \rightarrow \nu_i + \nu_i$, $i \in \{e, \mu, \tau\}$	$64G_F^2$
$\nu_i + \nu_j \rightarrow \nu_i + \nu_j$, $i \neq j$, $i, j \in \{e, \mu, \tau\}$	$32G_F^2$

Table 10. Matrix element coefficients for neutrino neutrino scattering processes.

where the coefficient C is given in table 10.

From here we obtain

$$\begin{aligned}
K(s, p) &= \frac{8\pi r r'}{s} \int_{-1}^1 \left[\int_{-1}^1 \left(\int_0^{2\pi} S|\mathcal{M}|^2(s, t(\cos(\psi)\sqrt{1-y^2}\sqrt{1-z^2} + yz)) d\psi \right) \right. \\
&\quad \left. \times G_{34}(p^0, (q')^0 \alpha - r' \delta y) dy \right] G_{12}(p^0, q^0 \alpha - r \delta z) dz \\
&= 4\pi^2 C r r' s \int_{-1}^1 G_{12}(p^0, q^0 \alpha - r \delta z) dz \int_{-1}^1 G_{34}(p^0, (q')^0 \alpha - r' \delta y) dy.
\end{aligned} \tag{D.35}$$

Therefore

$$M_{\nu\nu \rightarrow \nu\nu} = \frac{C}{256(2\pi)^5} T^8 \int_0^\infty \tilde{s}^2 \int_0^\infty \left[\int_{-1}^1 \tilde{G}_{12}(\tilde{p}^0, -\tilde{p}z) dz \int_{-1}^1 \tilde{G}_{34}(\tilde{p}^0, -\tilde{p}y) dy \right] \frac{\tilde{p}^2}{\tilde{p}^0} d\tilde{p} d\tilde{s}, \tag{D.36}$$

where the tilde quantities are obtained by non-dimensionalizing via scaling by T and we have re-introduced the dependence of $G_{i,j}$ on p^0 . If we want to emphasize the role of C then we write $M_{\nu\nu \rightarrow \nu\nu}(C)$.

Neutrino-antineutrino scattering

Using Eq. (C.16), the matrix elements for neutrino antineutrino scattering $\nu\bar{\nu} \rightarrow \nu\bar{\nu}$ can be simplified to

$$S|\mathcal{M}|^2 = C \left(\frac{s+t}{2} \right)^2, \tag{D.37}$$

where the coefficient C is given in table 11.

Process	C
$\nu_i + \bar{\nu}_i \rightarrow \nu_i + \bar{\nu}_i, \quad i \in \{e, \mu, \tau\}$	$128G_F^2$
$\nu_i + \bar{\nu}_i \rightarrow \nu_j + \bar{\nu}_j, \quad i \neq j, \quad i, j \in \{e, \mu, \tau\}$	$32G_F^2$
$\nu_i + \bar{\nu}_j \rightarrow \nu_i + \bar{\nu}_j, \quad i \neq j, \quad i, j \in \{e, \mu, \tau\}$	$32G_F^2$

Table 11. Matrix element coefficients for neutrino neutrino scattering processes.

Using this we find

$$\begin{aligned}
& \int_0^{2\pi} S|\mathcal{M}|^2(s, t(\cos(\psi)\sqrt{1-y^2}\sqrt{1-z^2} + yz))d\psi \quad (\text{D.38}) \\
&= \frac{\pi C}{16} s^2 (3 + 4yz - y^2 - z^2 + 3y^2 z^2) \equiv \frac{\pi C}{16} s^2 q(y, z) \\
& K(s, p) = \frac{\pi^2 C}{2} s^2 \int_{-1}^1 \left[\int_{-1}^1 q(y, z) G_{34}(p^0, -py) dy \right] G_{12}(p^0, -pz) dz.
\end{aligned}$$

Therefore

$$\begin{aligned}
M_{\nu\bar{\nu} \rightarrow \nu\bar{\nu}} = \frac{C}{2048(2\pi)^5} T^8 \int_0^\infty \int_0^\infty \tilde{s}^2 \left[\int_{-1}^1 \int_{-1}^1 q(y, z) \tilde{G}_{34}(\tilde{p}^0, -\tilde{p}y) \right. \\
\left. \tilde{G}_{12}(\tilde{p}^0, -\tilde{p}z) dy dz \right] \frac{\tilde{p}^2}{\tilde{p}^0} d\tilde{p} d\tilde{s}.
\end{aligned}$$

If we want to emphasize the role of C then we write $M_{\nu\bar{\nu} \rightarrow \nu\bar{\nu}}(C)$. Note that due to the polynomial form of the matrix element integral, the double integral in brackets breaks into a linear combination of products of one dimensional integrals, meaning that the nesting of integrals is again only three deep in practice.

Neutrino-antineutrino annihilation to electron-positrons

Using Eq. (C.16), the matrix elements for leptonic neutrino antineutrino annihilation $\nu\bar{\nu} \rightarrow e^+e^-$ can be simplified to

$$S|\mathcal{M}|^2 = A \left(\frac{s+t-m_e^2}{2} \right)^2 + B \left(\frac{m_e^2-t}{2} \right)^2 + Cm_e^2 \frac{s}{2}, \quad (\text{D.39})$$

where the coefficients A, B, C are given in table 12.

Process	A	B	C
$\nu_e + \bar{\nu}_e \rightarrow e^+ + e^-$	$128G_F^2 g_L^2$	$128G_F^2 g_R^2$	$128G_F^2 g_L g_R$
$\nu_i + \bar{\nu}_i \rightarrow e^+ + e^-, \quad i \in \{\mu, \tau\}$	$128G_F^2 \tilde{g}_L^2$	$128G_F^2 \tilde{g}_R^2$	$128G_F^2 \tilde{g}_L g_R$

Table 12. Matrix element coefficients for neutrino neutrino annihilation into e^\pm .

The integral of each of these terms is

$$\begin{aligned}
\int_0^{2\pi} \frac{(s+t(\psi)-m_e^2)^2}{4} d\psi &= \frac{\pi}{16} s(3s-4m_e^2) + \frac{\pi}{4} s^{3/2} \sqrt{s-4m_e^2} yz \\
&\quad - \frac{\pi}{16} s(s-4m_e^2)(y^2+z^2) + \frac{3\pi}{16} s(s-4m_e^2) y^2 z^2, \\
\int_0^{2\pi} \frac{(m_e^2-t(\psi))^2}{4} d\psi &= \frac{\pi}{16} s(3s-4m_e^2) - \frac{\pi}{4} s^{3/2} \sqrt{s-4m_e^2} yz \\
&\quad - \frac{\pi}{16} s(s-4m_e^2)(y^2+z^2) + \frac{3\pi}{16} s(s-4m_e^2) y^2 z^2, \\
\int_0^{2\pi} m_e^2 \frac{s}{2} d\psi &= \pi m_e^2 s.
\end{aligned} \tag{D.40}$$

Therefore

$$\begin{aligned}
&\int_0^{2\pi} S|\mathcal{M}|^2(s, t(\psi)) d\psi \\
&= \frac{\pi}{16} s[3s(A+B) + 4m_e^2(4C-A-B)] + \frac{\pi}{4} s^{3/2} \sqrt{s-4m_e^2} (A-B) yz \\
&\quad - \frac{\pi}{16} s(s-4m_e^2)(A+B)(y^2+z^2) + \frac{3\pi}{16} s(s-4m_e^2)(A+B) y^2 z^2 \\
&\equiv \pi q(m_e, s, y, z),
\end{aligned} \tag{D.41}$$

and hence

$$\begin{aligned}
&M_{\nu\bar{\nu}\rightarrow e^+e^-} \\
&= \frac{1}{128(2\pi)^5} \int_{4m_e^2}^{\infty} \int_0^{\infty} \sqrt{1-4m_e^2/s} \left[\int_{-1}^1 \int_{-1}^1 q(s, y, z, m_e) G_{34}(p^0, -(\sqrt{1-4m_e^2/s})py) \right. \\
&\quad \left. \times G_{12}(p^0, -pz) dydz \right] \frac{p^2}{p^0} dp ds, \\
&= \frac{T^8}{128(2\pi)^5} \int_{4\tilde{m}_e^2}^{\infty} \int_0^{\infty} \sqrt{1-4\tilde{m}_e^2/\tilde{s}} \left[\int_{-1}^1 \int_{-1}^1 q(\tilde{s}, y, z, \tilde{m}_e) \tilde{G}_{34}(\tilde{p}^0, -(\sqrt{1-4\tilde{m}_e^2/\tilde{s}})\tilde{p}y) \right. \\
&\quad \left. \times \tilde{G}_{12}(\tilde{p}^0, -\tilde{p}z) dydz \right] \frac{\tilde{p}^2}{\tilde{p}^0} d\tilde{p} d\tilde{s},
\end{aligned} \tag{D.42}$$

where $\tilde{m}_e = m_e/T$. If we want to emphasize the role of A, B, C then we write $M_{\nu\bar{\nu}\rightarrow e^+e^-}(A, B, C)$. Note that this expression is linear in $(A, B, C) \in \mathbb{R}^3$. Also note that, under our assumptions that the distributions of e^+ and e^- are the same, the G_{ij} terms that contain the product of e^\pm distributions are even functions. Hence the term involving the integral of yz vanishes by antisymmetry.

Neutrino-electron(positron) scattering

Using Eq. (C.16), the matrix elements for neutrino e^\pm scattering $\nu e^\pm \rightarrow \nu e^\pm$ can be simplified to

$$S|\mathcal{M}|^2 = A \left(\frac{s-m_e^2}{2} \right)^2 + B \left(\frac{s+t-m_e^2}{2} \right)^2 + C m_e^2 \frac{t}{2}, \tag{D.43}$$

where the coefficients A, B, C are given in table 13.

Process	A	B	C
$\nu_e + e^- \rightarrow \nu_e + e^-$	$128G_F^2 g_L^2$	$128G_F^2 g_R^2$	$128G_F^2 g_L g_R$
$\nu_i + e^- \rightarrow \nu_i + e^-, i \in \{\mu, \tau\}$	$128G_F^2 \tilde{g}_L^2$	$128G_F^2 \tilde{g}_R^2$	$128G_F^2 \tilde{g}_L g_R$
$\nu_e + e^+ \rightarrow \nu_e + e^+$	$128G_F^2 g_R^2$	$128G_F^2 g_L^2$	$128G_F^2 g_L g_R$
$\nu_i + e^+ \rightarrow \nu_i + e^+, i \in \{\mu, \tau\}$	$128G_F^2 \tilde{g}_R^2$	$128G_F^2 \tilde{g}_L^2$	$128G_F^2 \tilde{g}_L g_R$

Table 13. Matrix element coefficients for neutrino e^\pm scattering.

The integral of each of these terms is

$$\begin{aligned}
\int_0^{2\pi} \frac{(s - m_e^2)^2}{4} d\psi &= \pi \frac{(s - m_e^2)^2}{2}, \\
\int_0^{2\pi} \frac{(s + t(\psi) - m_e^2)^2}{4} d\psi &= \frac{\pi}{16s^2} (s - m_e^2)^2 (3m_e^4 + 2m_e^2 s + 3s^2) \\
&\quad + \frac{\pi}{4s^2} (s - m_e^2)^3 (s + m_e^2) yz - \frac{\pi}{16s^2} (s - m_e^2)^4 (y^2 + z^2) + \frac{3\pi}{16s^2} (s - m_e^2)^4 y^2 z^2, \\
\int_0^{2\pi} m_e^2 \frac{t(\psi)}{2} d\psi &= -\frac{\pi}{2s} m_e^2 (s - m_e^2)^2 (1 - yz).
\end{aligned} \tag{D.44}$$

Therefore we have

$$\begin{aligned}
\int_0^{2\pi} S|\mathcal{M}|^2(s, t(\psi)) d\psi &= \pi \left[\frac{A}{2} + \frac{B}{16s^2} (3m_e^4 + 2m_e^2 s + 3s^2) - \frac{C}{2s} m_e^2 \right] (s - m_e^2)^2 \\
&\quad + \pi \left[\frac{B}{4s^2} (s - m_e^2)(s + m_e^2) + \frac{C}{2s} m_e^2 \right] (s - m_e^2)^2 yz \\
&\quad - B \frac{\pi}{16s^2} (s - m_e^2)^4 (y^2 + z^2) + B \frac{3\pi}{16s^2} (s - m_e^2)^4 y^2 z^2 \\
&\equiv \pi q(m_e, s, y, z)
\end{aligned} \tag{D.45}$$

and

$$K(s, p) = \frac{8\pi^2 r r'}{s} \int_{-1}^1 \left[\int_{-1}^1 q(m_e, s, y, z) G_{34}(p^0, (q')^0 \alpha - r' \delta y) dy \right] G_{12}(p^0, q^0 \alpha - r \delta z) dz, \tag{D.46}$$

$$r = r' = \frac{s - m_e^2}{\sqrt{s}}, \quad q^0 = (q')^0 = -\frac{m_e^2}{\sqrt{s}}, \quad \delta = \frac{p}{\sqrt{s}}, \quad \alpha = \frac{p^0}{\sqrt{s}}.$$

This implies

$$\begin{aligned}
M_{\nu_e \rightarrow \nu_e} &= \frac{1}{128(2\pi)^5} \int_{m_e^2}^\infty \int_0^\infty (1 - m_e^2/s)^2 \left(\int_{-1}^1 \int_{-1}^1 q(m_e, s, y, z) G_{34}(p^0, (q')^0 \alpha - r' \delta y) \right. \\
&\quad \left. \times G_{12}(p^0, q^0 \alpha - r \delta z) dy dz \right) \frac{p^2}{p^0} dp ds.
\end{aligned} \tag{D.47}$$

As above, after scaling all masses by T , we obtain a prefactor of T^8 . If we want to emphasize the role of A, B, C then we write $M_{\nu_e \rightarrow \nu_e}(A, B, C)$. Note that this expression is also linear in $(A, B, C) \in \mathbb{R}^3$.

Total collision integral

We now give the total collision integrals for neutrinos. In the following, we indicate which distributions are used in each of the four types of scattering integrals discussed above by using the appropriate subscripts. For example, to compute $M_{\nu_e \bar{\nu}_\mu \rightarrow \nu_e \bar{\nu}_\mu}$ we set $G_{1,2} = \hat{\psi}_j f^1 f^2$, $G_{3,4} = f_3 f_4$, $f_1 = f_{\nu_e}$, $f_3 = f_{\nu_e}$, and $f_2 = f_4 = f_{\bar{\nu}_\mu}$ in the expression Eq. (D.39) for $M_{\nu \bar{\nu} \rightarrow \nu \bar{\nu}}$ and then, to include the reverse direction of the process, we must subtract the analogous expression whose only difference is $G_{1,2} = \hat{\psi}_j f_1 f_2$, $G_{3,4} = f^3 f^4$. With this notation the collision integral for ν_e is

$$\begin{aligned} M_{\nu_e} = & [M_{\nu_e \nu_e \rightarrow \nu_e \nu_e} + M_{\nu_e \nu_\mu \rightarrow \nu_e \nu_\mu} + M_{\nu_e \nu_\tau \rightarrow \nu_e \nu_\tau}] \\ & + [M_{\nu_e \bar{\nu}_e \rightarrow \nu_e \bar{\nu}_e} + M_{\nu_e \bar{\nu}_e \rightarrow \nu_e \bar{\nu}_\mu} + M_{\nu_e \bar{\nu}_e \rightarrow \nu_e \bar{\nu}_\tau} + M_{\nu_e \bar{\nu}_\mu \rightarrow \nu_e \bar{\nu}_\mu} + M_{\nu_e \bar{\nu}_\tau \rightarrow \nu_e \bar{\nu}_\tau}] \\ & + M_{\nu_e \bar{\nu}_e \rightarrow e^+ e^-} + [M_{\nu_e e^- \rightarrow \nu_e e^-} + M_{\nu_e e^+ \rightarrow \nu_e e^+}]. \end{aligned} \quad (\text{D.48})$$

Symmetry among the interactions implies that the distributions of ν_μ and ν_τ are equal. We also neglect the small matter anti-matter asymmetry and so we take the distribution of each particle to be equal to that of the corresponding antiparticle. Therefore there are only three independent distributions, f_{ν_e} , f_{ν_μ} , and f_e . This allows us to combine several of the terms in Eq. (D.48) to obtain

$$\begin{aligned} M_{\nu_e} = & M_{\nu_e \nu_e \rightarrow \nu_e \nu_e} (64G_F^2) + M_{\nu_e \nu_\mu \rightarrow \nu_e \nu_\mu} (2 \times 32G_F^2) + M_{\nu_e \bar{\nu}_e \rightarrow \nu_e \bar{\nu}_e} (128G_F^2) \\ & + M_{\nu_e \bar{\nu}_e \rightarrow \nu_e \bar{\nu}_\mu} (2 \times 32G_F^2) + M_{\nu_e \bar{\nu}_\mu \rightarrow \nu_e \bar{\nu}_\mu} (2 \times 32G_F^2) \\ & + M_{\nu_e \bar{\nu}_e \rightarrow e^+ e^-} (128G_F^2 g_L^2, 128G_F^2 g_R^2, 128G_F^2 g_L g_R) \\ & + M_{\nu_e e \rightarrow \nu_e e} (128G_F^2 (g_L^2 + g_R^2), 128G_F^2 (g_L^2 + g_R^2), 256G_F^2 g_L g_R). \end{aligned} \quad (\text{D.49})$$

Introducing one more piece of notation, we use a subscript k to denote the orthogonal polynomial basis element that multiplies f_1 or f^1 in the inner product. The inner product of the k th basis element with the total scattering operator for electron neutrinos is therefore

$$R_k = 2\pi^2 T^{-3} M_{k, \nu_e}. \quad (\text{D.50})$$

Under these same assumptions and conventions, the total collision integral for the combined ν_μ , ν_τ distribution (which we label ν_μ) is

$$\begin{aligned} M_{\nu_\mu} = & M_{\nu_\mu \nu_\mu \rightarrow \nu_\mu \nu_\mu} (64G_F^2 + 32G_F^2) + M_{\nu_\mu \nu_e \rightarrow \nu_\mu \nu_e} (32G_F^2) \\ & + M_{\nu_\mu \bar{\nu}_\mu \rightarrow \nu_\mu \bar{\nu}_\mu} (128G_F^2 + 32G_F^2 + 32G_F^2) \\ & + M_{\nu_\mu \bar{\nu}_\mu \rightarrow \nu_e \bar{\nu}_e} (32G_F^2) + M_{\nu_\mu \bar{\nu}_e \rightarrow \nu_\mu \bar{\nu}_e} (32G_F^2) \\ & + M_{\nu_\mu \bar{\nu}_\mu \rightarrow e^+ e^-} (128G_F^2 \tilde{g}_L^2, 128G_F^2 \tilde{g}_R^2, 128G_F^2 \tilde{g}_L \tilde{g}_R) \\ & + M_{\nu_\mu e \rightarrow \nu_\mu e} (128G_F^2 (\tilde{g}_L^2 + \tilde{g}_R^2), 128G_F^2 (\tilde{g}_L^2 + \tilde{g}_R^2), 256G_F^2 \tilde{g}_L \tilde{g}_R), \end{aligned} \quad (\text{D.51})$$

$$R_k = 2\pi^2 T^{-3} M_{k, \nu_\mu}. \quad (\text{D.52})$$

Neutrino freeze-out test

Now that we have the above expressions for the neutrino scattering integrals, we can compare the chemical equilibrium and nonequilibrium methods on the problem of neutrino freeze-out using the full 2-2 scattering kernels for neutrino processes. We solve the Boltzmann-Einstein equation, Eq. (6.46), for both the electron neutrino distribution and the combined μ , τ neutrino distribution, including all of the processes outlined above in the scattering operator, together with the Hubble equation for $a(t)$,

Eq. (1.5). The total energy density appearing in the Hubble equation consists of the contributions from both independent neutrino distributions as well as chemical equilibrium e^\pm and photon distributions at some common temperature T_γ , all computed using Eq. (C.18). The dynamics of T_γ are fixed by the divergence freedom condition of the total stress energy tensor implied by Einstein's equations. In addition, we include the QED corrections to the e^\pm and photon equations of state from Sec. 3.4.

To compare our results with Ref. [26], where neutrino freeze-out was simulated using $\sin^2(\theta_W) = 0.23$ and $\eta = \eta_0$, in table D.2 we present N_ν together with the following quantities

$$z_{fin} = T_\gamma a, \quad \rho_{\nu 0} = \frac{7}{120} \pi^2 a^{-4}, \quad \delta \bar{\rho}_\nu = \frac{\rho_\nu}{\rho_{\nu 0}} - 1. \quad (\text{D.53})$$

These quantities were introduced in Ref. [26], but some additional discussion of their significance is in order. The normalization of the scale factor a is chosen so that at the start of the computation $T_\gamma = 1/a$. This means that $1/a$ is the temperature of a (hypothetical) particle species that is completely decoupled throughout the computation. Here we will call it the free-streaming temperature. z_{fin} is the ratio of photon temperature to the free-streaming temperature. It is a measure of the amount of reheating that photons underwent due to the annihilation of e^\pm . For completely decoupled neutrinos, whose temperature is the free-streaming temperature, the well known value can be computed from conservation of entropy

$$z_{fin} = (11/4)^{1/3} \approx 1.401. \quad (\text{D.54})$$

For coupled neutrinos, one expects this value to be slightly reduced, due to the transfer of some entropy from annihilating e^\pm into neutrinos. This is reflected in Table D.2.

$\rho_{\nu 0}$ is the energy density of a massless fermion with two degrees of freedom and temperature equal to the free-streaming temperature. In other words, it is the energy density of a single neutrino species, assuming it decoupled before reheating. Consequently, $\delta \bar{\rho}_\nu$ is the fractional increase in the energy density of a coupled neutrino species, due to its participation in reheating.

We compute the above using both the chemical equilibrium and nonequilibrium methods. For the following results, we used $\sin^2(\theta_W) = 0.23$ and $\eta = \eta_0$. We see that

Method	Modes	z_{fin}	$\delta \bar{\rho}_{\nu e}$	$\delta \bar{\rho}_{\nu \mu, \tau}$	N_ν
Chemical Eq	4	1.39785	0.009230	0.003792	3.044269
Chemical Non-Eq	2	1.39784	0.009269	0.003799	3.044383
Chemical Non-Eq	3	1.39785	0.009230	0.003791	3.044264

$\Delta N_\nu \equiv N_\nu - 3$ agrees to 2 digits and 4 digits when using 2 and 3 modes respectively for the chemical nonequilibrium method, and similar behavior holds for the other quantities. Due to the reduction in the required number of modes, the chemical nonequilibrium method with the minimum number of required modes (2 modes) is more than $20\times$ faster than the chemical equilibrium method with its minimum number of required modes (4 modes), a very significant speed-up when the minimum number of modes meets the required precision. The value of N_ν we obtain agrees with that found by [26], up to their cited error tolerance of ± 0.002 .

Conservation laws and scattering integrals

For some processes, various of the R_k 's vanish exactly, as we now show. First consider

processes in which $f_1 = f_3$ and $f_2 = f_4$, such as in kinetic scattering processes. Since $m_1 = m_3$ and $m_2 = m_4$ we have $r = r'$, $q^0 = (q')^0$. The scattering terms are all two dimensional integrals of some function of s and p multiplied by the quantity

$$\begin{aligned}
I_k \equiv & \int_{-1}^1 \left[\int_{-1}^1 \int_0^{2\pi} S|\mathcal{M}|^2(s, t(\cos(\psi)\sqrt{1-y^2}\sqrt{1-z^2} + yz)) d\psi f_1(h_1(y)) f_2(h_2(y)) dy \right] \\
& \times f_k^1(h_1(z)) f^2(h_2(z)) dz \\
& - \int_{-1}^1 \left[\int_{-1}^1 \int_0^{2\pi} S|\mathcal{M}|^2(s, t(\cos(\psi)\sqrt{1-y^2}\sqrt{1-z^2} + yz)) d\psi f^1(h_1(y)) f^2(h_2(y)) dy \right] \\
& \times f_{1,k}(h_1(z)) f_2(h_2(z)) dz, \\
h_1(y) = & (p^0 + (q')^0 \alpha - r' \delta y) / 2, \quad h_2(y) = (p^0 - q^0 \alpha + r \delta y) / 2, \\
f_{1,k} = & \hat{\psi}_k f_1, \quad f_k^1 = \hat{\psi}_k f^1.
\end{aligned} \tag{D.55}$$

Note that for $k = 0$, $\hat{\psi}_0$ is constant. After factoring it out of I_k , the result is clearly zero and so $R_0 = 0$.

We further specialize to a distribution scattering from itself i.e. $f_1 = f_2 = f_3 = f_4$. Since $m_1 = m_2$ and $m_3 = m_4$ we have $q^0 = (q')^0 = 0$ and

$$h_1(y) = (p^0 - r' \delta y) / 2, \quad h_2(y) = (p^0 + r \delta y) / 2. \tag{D.56}$$

By the above, we know that $R_0 = 0$. $\hat{\psi}_1$ appears in I_1 in the form $\hat{\psi}_1(h_1(z))$, a degree one polynomial in z . Therefore R_1 is a sum of two terms, one which comes from the degree zero part and one from the degree one part. The former is zero, again by the above reasoning. Therefore, to show that $R_1 = 0$ we need only show $I_1 = 0$, except with $\hat{\psi}_1(h_1(z))$ replaced by z . Since $h_1(-y) = h_2(y)$, changing variables $y \rightarrow -y$ and $z \rightarrow -z$ in the following shows that this term is equal to its own negative, and hence is zero

$$\begin{aligned}
& \int_{-1}^1 \left[\int_{-1}^1 \int_0^{2\pi} S|\mathcal{M}|^2(s, t(\cos(\psi)\sqrt{1-y^2}\sqrt{1-z^2} + yz)) d\psi f_1(h_1(y)) f_1(h_2(y)) dy \right] \\
& \times z f^1(h_1(z)) f^1(h_2(z)) dz \\
& - \int_{-1}^1 \left[\int_{-1}^1 \int_0^{2\pi} S|\mathcal{M}|^2(s, t(\cos(\psi)\sqrt{1-y^2}\sqrt{1-z^2} + yz)) d\psi f^1(h_1(y)) f^1(h_2(y)) dy \right] \\
& \times z f_1(h_1(z)) f_1(h_2(z)) dz.
\end{aligned} \tag{D.57}$$

We note that the corresponding scattering integrals do not vanish for the chemical equilibrium spectral method. This is another advantage of the method developed in Appendix C and leads to a further reduction in cost of the method, beyond just the reduction in minimum number of modes.

Finally, we point out how the vanishing of these inner products is a reflection of certain conservation laws. From Eq. (C.22), Eq. (D.1), and the fact that $\hat{\psi}_0, \hat{\psi}_1$ span the space of polynomials of degree ≤ 1 , we have the following expressions for the change in number density and energy density of a massless particle

$$\begin{aligned}
\frac{1}{a^3} \frac{d}{dt} (a^3 n) &= \frac{g_p}{2\pi^2} \int \frac{1}{E} C[f] p^2 dp = c_0 R_0, \\
\frac{1}{a^4} \frac{d}{dt} (a^4 \rho) &= \frac{g_p}{2\pi^2} \int C[f] p^2 dp = d_0 R_0 + d_1 R_1,
\end{aligned} \tag{D.58}$$

for some c_0, d_0, d_1 . Therefore, the vanishing of R_0 is equivalent to conservation of comoving particle number. The vanishing of R_0 and R_1 implies $\rho \propto 1/a^4$ i.e. that the reduction in energy density is due entirely to redshift; energy is not lost from the distribution due to scattering. These findings match the situations above where we found one or both of $R_0 = 0, R_1 = 0$. R_0 vanished for all kinetic scattering processes and we know that all such processes conserve comoving particle number. Both R_0 and R_1 vanished for a distribution scattering from itself and in such a process there is no energy loss energy from the distribution by scattering; energy is only redistributed among the particles corresponding to that distribution.

D.3 Comparison with an alternative method for computing scattering integrals

As a comparison and consistency check for our method of computing the scattering integrals, in this appendix we analytically reduce the collision integral down to 3 dimensions by a method adapted from [307,308]. The only difference between our treatment in this section and theirs being that they solved the Boltzmann equation numerically on a grid in momentum space and not via a spectral method. Therefore we must take an inner product of the collision operator with a basis function and hence we are integrating over all particle momenta, whereas they integrate over all momenta except that of particle one. For completeness we give a detailed discussion of their method.

Writing the conservation of four-momentum enforcing delta function

$$\delta(\Delta p) = \frac{1}{(2\pi)^3} \delta(\Delta E) e^{i\vec{z} \cdot \Delta \vec{p}} d^3 z, \quad (\text{D.59})$$

where the arrow denoted the spatial component, we can simplify the collision integral as follows

$$R \equiv \int G(E_1, E_2, E_3, E_4) S |\mathcal{M}|^2(s, t) (2\pi)^4 \delta(\Delta p) \prod_{i=1}^4 \frac{d^3 p_i}{2(2\pi)^3 E_i} \quad (\text{D.60})$$

$$= \frac{1}{16(2\pi)^{11}} \int G(E_i) S |\mathcal{M}|^2(s, t) \delta(\Delta E) e^{i\vec{z} \cdot \Delta p} \prod_{i=1}^4 \frac{d^3 p_i}{E_i} d^3 z$$

$$= \frac{2}{(2\pi)^6} \int G(E_i) K(E_i) \delta(\Delta E) \prod_{i=1}^4 \frac{p_i}{E_i} dp_i z^2 dz,$$

$$K \equiv \frac{p_1 p_2 p_3 p_4}{(4\pi)^5} \int S |\mathcal{M}|^2(s, t) e^{i\vec{z} \cdot \Delta \vec{p}} \prod_{i=1}^4 d\Omega_i d\Omega_z. \quad (\text{D.61})$$

We can change variables from p_i to E_i in the outer integrals and use the delta function to eliminate the integration over E_4 to obtain

$$R = \frac{2}{(2\pi)^6} \int 1_{E_1 + E_2 - E_3 > m_4} G(E_i) \left[\int_0^\infty K(z, E_i) z^2 dz \right] dE_1 dE_2 dE_3, \quad (\text{D.62})$$

$$p_i = \sqrt{E_i^2 - m_i^2}, \quad E_4 = E_1 + E_2 - E_3.$$

From Tables 8 and 9 we see that the matrix elements for weak scattering involving neutrinos are linear combinations of the terms

$$p_1 \cdot p_2, \quad p_1 \cdot p_3, \quad (p_1 \cdot p_4)(p_2 \cdot p_3), \quad (p_1 \cdot p_2)(p_3 \cdot p_4), \quad (p_1 \cdot p_3)(p_2 \cdot p_4). \quad (\text{D.63})$$

Therefore we must compute the angular integral term K with $S|\mathcal{M}|^2$ replaced by elements from the following list

$$1, \vec{p}_1 \cdot \vec{p}_2, \vec{p}_1 \cdot \vec{p}_3, \vec{p}_1 \cdot \vec{p}_4, \vec{p}_2 \cdot \vec{p}_3, \vec{p}_2 \cdot \vec{p}_4, \vec{p}_3 \cdot \vec{p}_4, \quad (\text{D.64})$$

$$(\vec{p}_1 \cdot \vec{p}_2)(\vec{p}_3 \cdot \vec{p}_4), (\vec{p}_1 \cdot \vec{p}_4)(\vec{p}_2 \cdot \vec{p}_3), (\vec{p}_1 \cdot \vec{p}_3)(\vec{p}_2 \cdot \vec{p}_4),$$

producing $K_0, K_{12}, K_{13}, \dots, K_{1324}$. All of these are rotationally invariant, and so we can always rotate coordinates so that $\vec{z} = z\hat{z}$. This allows us to evaluate the z angular integral

$$K = \frac{p_1 p_2 p_3 p_4}{(4\pi)^4} \int S|\mathcal{M}|^2(s, t) e^{i z \hat{z} \cdot \Delta \vec{p}} \prod_{i=1}^4 d\Omega_i. \quad (\text{D.65})$$

The remaining angular integrals are straightforward to evaluate analytically for each expression in Eq. (D.64)

$$K_0 = \prod_{i=1}^4 \frac{\sin(p_i z)}{z}, \quad (\text{D.66})$$

$$K_{12} = -\frac{(\sin(p_1 z) - p_1 z \cos(p_1 z))(\sin(p_2 z) - p_2 z \cos(p_2 z)) \sin(p_3 z) \sin(p_4 z)}{z^6},$$

$$K_{13} = \frac{(\sin(p_1 z) - p_1 z \cos(p_1 z)) \sin(p_2 z) (\sin(p_3 z) - p_3 z \cos(p_3 z)) \sin(p_4 z)}{z^6},$$

$$K_{14} = \frac{(\sin(p_1 z) - p_1 z \cos(p_1 z)) \sin(p_2 z) \sin(p_3 z) (\sin(p_4 z) - p_4 z \cos(p_4 z))}{z^6},$$

$$K_{23} = \frac{\sin(p_1 z) (\sin(p_2 z) - p_2 z \cos(p_2 z)) (\sin(p_3 z) - p_3 z \cos(p_3 z)) \sin(p_4 z)}{z^6},$$

$$K_{24} = \frac{\sin(p_1 z) (\sin(p_2 z) - p_2 z \cos(p_2 z)) \sin(p_3 z) (\sin(p_4 z) - p_4 z \cos(p_4 z))}{z^6},$$

$$K_{34} = -\frac{\sin(p_1 z) \sin(p_2 z) (\sin(p_3 z) - p_3 z \cos(p_3 z)) (\sin(p_4 z) - p_4 z \cos(p_4 z))}{z^6},$$

$$K_{1234} = K_{1423} = K_{1324} = \prod_{i=1}^4 \frac{(\sin(p_i z) - p_i z \cos(p_i z))}{z^2}.$$

To compute $\int_0^\infty K(z) z^2 dz$ we need to evaluate the following three integrals

$$D_1 = \int_0^\infty \frac{\sin(p_1 z) \sin(p_2 z) \sin(p_3 z) \sin(p_4 z)}{z^2} dz, \quad (\text{D.67})$$

$$D_2 = \int_0^\infty \frac{\sin(p_1 z) \sin(p_2 z) (\sin(p_3 z) - p_3 z \cos(p_3 z)) (\sin(p_4 z) - p_4 z \cos(p_4 z))}{z^4} dz,$$

$$D_3 = \int_0^\infty \frac{\prod_{i=1}^4 (\sin(p_i z) - p_i z \cos(p_i z))}{z^6} dz.$$

These expressions are symmetric under $1 \leftrightarrow 2$ and $3 \leftrightarrow 4$ and so without loss of generality we can assume $p_1 \geq p_2, p_3 \geq p_4$. We require $p_1 \leq p_2 + p_3 + p_4$ (and cyclic permutations) by conservation of energy. In the case where the above conditions all hold, we separate the computation into four additional cases in which the integrals can be evaluated analytically, as in [307, 308]:

$\mathbf{p}_1 + \mathbf{p}_2 > \mathbf{p}_3 + \mathbf{p}_4, \quad \mathbf{p}_1 + \mathbf{p}_4 > \mathbf{p}_2 + \mathbf{p}_3:$

$$\begin{aligned} D_1 &= \frac{\pi}{8}(p_2 + p_3 + p_4 - p_1), \\ D_2 &= \frac{\pi}{48}((p_1 - p_2)^3 + 2(p_3^3 + p_4^3) - 3(p_1 - p_2)(p_3^2 + p_4^2)), \\ D_3 &= \frac{\pi}{240}(p_1^5 - p_2^5 + 5p_2^3(p_3^2 + p_4^2) - 5p_1^3(p_2^2 + p_3^2 + p_4^2) - (p_3 + p_4)^3(p_3^2 - 3p_3p_4 + p_4^2) \\ &\quad + 5p_2^2(p_3^3 + p_4^3) + 5p_1^2(p_2^3 + p_3^3 + p_4^3)). \end{aligned} \quad (\text{D.68})$$

$\mathbf{p}_1 + \mathbf{p}_2 < \mathbf{p}_3 + \mathbf{p}_4, \quad \mathbf{p}_1 + \mathbf{p}_4 > \mathbf{p}_2 + \mathbf{p}_3:$

$$\begin{aligned} D_1 &= \frac{\pi}{4}p_2, \\ D_2 &= \frac{\pi}{24}p_2(3(p_3^2 + p_4^2 - p_1^2) - p_2^2), \\ D_3 &= \frac{\pi}{120}p_2^3(5(p_1^2 + p_3^2 + p_4^2) - p_2^2). \end{aligned} \quad (\text{D.69})$$

$\mathbf{p}_1 + \mathbf{p}_2 > \mathbf{p}_3 + \mathbf{p}_4, \quad \mathbf{p}_1 + \mathbf{p}_4 < \mathbf{p}_2 + \mathbf{p}_3:$

$$\begin{aligned} D_1 &= \frac{\pi}{4}p_4, \\ D_2 &= \frac{\pi}{12}p_4^3, \\ D_3 &= \frac{\pi}{120}p_4^3(5(p_1^2 + p_2^2 + p_3^2) - p_4^2). \end{aligned} \quad (\text{D.70})$$

$\mathbf{p}_1 + \mathbf{p}_2 < \mathbf{p}_3 + \mathbf{p}_4, \quad \mathbf{p}_1 + \mathbf{p}_4 < \mathbf{p}_2 + \mathbf{p}_3:$

$$\begin{aligned} D_1 &= \frac{\pi}{8}(p_1 + p_2 + p_4 - p_3), \\ D_2 &= \frac{\pi}{48}(-(p_1 + p_2)^3 - 2p_3^3 + 2p_4^3 + 3(p_1 + p_2)(p_3^2 + p_4^2)), \\ D_3 &= \frac{\pi}{240}(p_3^5 - p_4^5 - (p_1 + p_2)^3(p_1^2 - 3p_1p_2 + p_2^2) + 5(p_1^3 + p_2^3)p_3^2 - 5(p_1^2 + p_2^2)p_3^3 \\ &\quad + 5(p_1^3 + p_2^3 - p_3^3)p_4^2 + 5(p_1^2 + p_2^2 + p_3^2)p_4^3). \end{aligned} \quad (\text{D.71})$$

We computed the remaining integrals numerically in several test cases for each of the reaction types in Sec. D.2 and obtained agreement between this method and ours, up to the integration tolerance used. However, the method we have developed in this Appendix has the distinct advantage of resulting in smooth integrand. The expressions obtained here are only piecewise smooth and therefore much costlier to integrate numerically. Since the cost of numerically solving the Boltzmann equation is dominated by the cost of computing the collision integrals, we find that our approach constitutes a significant optimization in practice.

References

1. J. Rafelski, J. Birrell, A. Steinmetz, C.T. Yang, A Short Survey of Matter-Antimatter Evolution in the Primordial Universe. *Universe* **9**(7), 309 (2023). doi:[10.3390/universe9070309](https://doi.org/10.3390/universe9070309). [arXiv:2305.09055](https://arxiv.org/abs/2305.09055) [hep-th]
2. J. Birrell, Non-Equilibrium Aspects of Relic Neutrinos: From Freeze-out to the Present Day. Ph.D. thesis, Arizona U. (2014). HDL:[10150/322969](https://hdl.handle.net/10150/322969) [arXiv:1409.4500](https://arxiv.org/abs/1409.4500) [nucl-th]

3. Eleonora Di Valentino and Dillon Brout (ed.), *The Hubble Constant Tension*. Springer Series in Astrophysics and Cosmology (Springer-Nature, Singapore, 2024). doi:[10.1007/978-981-99-0177-7](https://doi.org/10.1007/978-981-99-0177-7)
4. E. Di Valentino, O. Mena, S. Pan, L. Visinelli, W. Yang, A. Melchiorri, D.F. Mota, A.G. Riess, J. Silk, In the realm of the Hubble tension—a review of solutions. *Class. Quant. Grav.* **38**(15), 153001 (2021). doi:[10.1088/1361-6382/ac086d](https://doi.org/10.1088/1361-6382/ac086d). arXiv:[2103.01183](https://arxiv.org/abs/2103.01183) [astro-ph.CO]
5. J. Letessier, J. Rafelski, Hadron production and phase changes in relativistic heavy ion collisions. *Eur. Phys. J. A* **35**, 221–242 (2008). doi:[10.1140/epja/i2007-10546-7](https://doi.org/10.1140/epja/i2007-10546-7). arXiv:[nucl-th/0504028](https://arxiv.org/abs/nucl-th/0504028)
6. M.J. Fromerth, I. Kuznetsova, L. Labun, J. Letessier, J. Rafelski, From Quark-Gluon Universe to Neutrino Decoupling: $200 < T < 2\text{MeV}$. *Acta Phys. Polon. B* **43**(12), 2261–2284 (2012). doi:[10.5506/APhysPolB.43.2261](https://doi.org/10.5506/APhysPolB.43.2261). arXiv:[1211.4297](https://arxiv.org/abs/1211.4297) [nucl-th]
7. C.T. Yang, J. Rafelski, Cosmological strangeness abundance. *Phys. Lett. B* **827**, 136944 (2022). doi:[10.1016/j.physletb.2022.136944](https://doi.org/10.1016/j.physletb.2022.136944). arXiv:[2108.01752](https://arxiv.org/abs/2108.01752) [hep-ph]
8. J. Birrell, C.T. Yang, P. Chen, J. Rafelski, Relic neutrinos: Physically consistent treatment of effective number of neutrinos and neutrino mass. *Phys. Rev. D* **89**, 023008 (2014). doi:[10.1103/PhysRevD.89.023008](https://doi.org/10.1103/PhysRevD.89.023008). arXiv:[1212.6943](https://arxiv.org/abs/1212.6943) [astro-ph.CO]
9. A. Steinmetz, C.T. Yang, J. Rafelski, Matter-antimatter origin of cosmic magnetism. *Phys. Rev. D* **108**(12), 123522 (2023). doi:[10.1103/PhysRevD.108.123522](https://doi.org/10.1103/PhysRevD.108.123522). arXiv:[2308.14818](https://arxiv.org/abs/2308.14818) [hep-ph]
10. N. Aghanim, et al., Planck 2018 results. VI. Cosmological parameters. *Astron. Astrophys.* **641**, A6 (2020). doi:[10.1051/0004-6361/201833910](https://doi.org/10.1051/0004-6361/201833910). [Erratum: *Astron. Astrophys.* **652**, C4 (2021)]. arXiv:[1807.06209](https://arxiv.org/abs/1807.06209) [astro-ph.CO]
11. J. Rafelski, Discovery of Quark-Gluon-Plasma: Strangeness Diaries. *Eur. Phys. J. ST* **229**(1), 1–140 (2020). doi:[10.1140/epjst/e2019-900263-x](https://doi.org/10.1140/epjst/e2019-900263-x). arXiv:[1911.00831](https://arxiv.org/abs/1911.00831) [hep-ph]
12. A.S. Goldhaber, Large Baryon Densities Attainable in High-energy Nuclear Collisions. *Nature* **275**, 114–115 (1978). doi:[10.1038/275114a0](https://doi.org/10.1038/275114a0)
13. J. Rafelski (ed.), *Melting Hadrons, Boiling Quarks - From Hagedorn Temperature to Ultra-Relativistic Heavy-Ion Collisions at CERN: With a Tribute to Rolf Hagedorn* (Springer, 2016). doi:[10.1007/978-3-319-17545-4](https://doi.org/10.1007/978-3-319-17545-4)
14. K. Huang, S. Weinberg, Ultimate temperature and the early universe. *Phys. Rev. Lett.* **25**, 895–897 (1970). doi:[10.1103/PhysRevLett.25.895](https://doi.org/10.1103/PhysRevLett.25.895)
15. S. Weinberg, Gauge and Global Symmetries at High Temperature. *Phys. Rev. D* **9**, 3357–3378 (1974). doi:[10.1103/PhysRevD.9.3357](https://doi.org/10.1103/PhysRevD.9.3357)
16. B.J. Harrington, A. Yildiz, High Density Phase Transitions in Gauge Theories. *Phys. Rev. Lett.* **33**, 324 (1974). doi:[10.1103/PhysRevLett.33.324](https://doi.org/10.1103/PhysRevLett.33.324)
17. N. Cabibbo, G. Parisi, Exponential Hadronic Spectrum and Quark Liberation. *Phys. Lett. B* **59**, 67–69 (1975). doi:[10.1016/0370-2693\(75\)90158-6](https://doi.org/10.1016/0370-2693(75)90158-6)
18. S.A. Chin, Transition to Hot Quark Matter in Relativistic Heavy Ion Collision. *Phys. Lett. B* **78**, 552–555 (1978). doi:[10.1016/0370-2693\(78\)90637-8](https://doi.org/10.1016/0370-2693(78)90637-8)
19. J. Rafelski, Melting Hadrons, Boiling Quarks. *Eur. Phys. J. A* **51**(9), 114 (2015). doi:[10.1140/epja/i2015-15114-0](https://doi.org/10.1140/epja/i2015-15114-0). arXiv:[1508.03260](https://arxiv.org/abs/1508.03260) [nucl-th]
20. H.H. Gutbrod, J. Rafelski, *Big Bang in the Laboratory* (Springer US, Boston, MA, 1993), pp. 1–9. doi:[10.1007/978-1-4615-2940-8_1](https://doi.org/10.1007/978-1-4615-2940-8_1)
21. R.L. Workman, et al., Review of Particle Physics. *PTEP* **2022**, 083C01 (2022). doi:[10.1093/ptep/ptac097](https://doi.org/10.1093/ptep/ptac097)
22. J.W. Harris, B. Müller, “QGP Signatures” revisited. *Eur. Phys. J. C* **84**(3), 247 (2024). doi:[10.1140/epjc/s10052-024-12533-y](https://doi.org/10.1140/epjc/s10052-024-12533-y)
23. J. Letessier, J. Rafelski, A. Tounsi, Gluon production, cooling and entropy in nuclear collisions. *Phys. Rev. C* **50**, 406–409 (1994). doi:[10.1103/PhysRevC.50.406](https://doi.org/10.1103/PhysRevC.50.406). arXiv:[hep-ph/9711346](https://arxiv.org/abs/hep-ph/9711346)
24. J.L. Anderson, H.R. Witting, A relativistic relaxation-time model for the Boltzmann equation. *Physica* **74**(3), 466–488 (1974). doi:[10.1016/0031-8914\(74\)90355-3](https://doi.org/10.1016/0031-8914(74)90355-3)
25. Y. Choquet-Bruhat, *General Relativity and the Einstein Equations*. Oxford Mathematical Monographs (Oxford University Press, Oxford, United Kingdom, 2009)

26. G. Mangano, G. Miele, S. Pastor, T. Pinto, O. Pisanti, P.D. Serpico, Relic neutrino decoupling including flavor oscillations. *Nucl. Phys. B* **729**, 221–234 (2005). doi:[10.1016/j.nuclphysb.2005.09.041](https://doi.org/10.1016/j.nuclphysb.2005.09.041). arXiv:[hep-ph/0506164](https://arxiv.org/abs/hep-ph/0506164)
27. J. Birrell, J. Wilkening, J. Rafelski, Boltzmann Equation Solver Adapted to Emergent Chemical Non-equilibrium. *J. Comput. Phys.* **281**, 896–916 (2015). doi:[10.1016/j.jcp.2014.10.056](https://doi.org/10.1016/j.jcp.2014.10.056). arXiv:[1403.2019](https://arxiv.org/abs/1403.2019) [math.NA]
28. A. Coc, K.A. Olive, J.P. Uzan, E. Vangioni, Big bang nucleosynthesis constraints on scalar-tensor theories of gravity. *Phys. Rev. D* **73**, 083525 (2006). doi:[10.1103/PhysRevD.73.083525](https://doi.org/10.1103/PhysRevD.73.083525). arXiv:[astro-ph/0601299](https://arxiv.org/abs/astro-ph/0601299)
29. C.T. Yang, Elementary Particles and Plasma in the First Hour of the Early Universe. Ph.D. thesis, Arizona U. (2024). HDL:[10150/670280](https://hdl.handle.net/10150/670280) arXiv:[2401.09653](https://arxiv.org/abs/2401.09653) [hep-ph]
30. C. Pitrou, A. Coc, J.P. Uzan, E. Vangioni, Precision big bang nucleosynthesis with improved Helium-4 predictions. *Phys. Rept.* **754**, 1–66 (2018). doi:[10.1016/j.physrep.2018.04.005](https://doi.org/10.1016/j.physrep.2018.04.005). arXiv:[1801.08023](https://arxiv.org/abs/1801.08023) [astro-ph.CO]
31. E.W. Kolb, M.S. Turner, *The Early Universe*, vol. 69 (Taylor and Francis, 2019). doi:[10.1201/9780429492860](https://doi.org/10.1201/9780429492860)
32. S. Dodelson, *Modern Cosmology* (Academic Press, Amsterdam, 2003)
33. V. Mukhanov, *Physical Foundations of Cosmology* (Cambridge University Press, Oxford, 2005). doi:[10.1017/CBO9780511790553](https://doi.org/10.1017/CBO9780511790553)
34. T.M. Davis, C.H. Lineweaver, Expanding confusion: common misconceptions of cosmological horizons and the superluminal expansion of the universe. *Publ. Astron. Soc. Austral.* **21**, 97 (2004). doi:[10.1071/AS03040](https://doi.org/10.1071/AS03040). arXiv:[astro-ph/0310808](https://arxiv.org/abs/astro-ph/0310808)
35. M.P. Hobson, G.P. Efstathiou, A.N. Lasenby, *General relativity: An introduction for physicists* (Cambridge University Press, Cambridge, 2006), p. 193
36. J. Hartle, *Gravity: an introduction to Einstein's general relativity* (Addison-Wesley, 2003)
37. C.W. Misner, K.S. Thorne, J.A. Wheeler, *Gravitation* (W. H. Freeman, San Francisco, 1973)
38. S. Weinberg, *Gravitation and Cosmology: Principles and Applications of the General Theory of Relativity* (John Wiley and Sons, New York, 1972)
39. P.A.R. Ade, et al., Planck 2015 results. XIII. Cosmological parameters. *Astron. Astrophys.* **594**, A13 (2016). doi:[10.1051/0004-6361/201525830](https://doi.org/10.1051/0004-6361/201525830). arXiv:[1502.01589](https://arxiv.org/abs/1502.01589) [astro-ph.CO]
40. P.A.R. Ade, et al., Planck 2013 results. XVI. Cosmological parameters. *Astron. Astrophys.* **571**, A16 (2014). doi:[10.1051/0004-6361/201321591](https://doi.org/10.1051/0004-6361/201321591). arXiv:[1303.5076](https://arxiv.org/abs/1303.5076) [astro-ph.CO]
41. E. Abdalla, G.F. Abellán, A. Aboubrahim, A. Agnello, Ö. Akarsu, Y. Akrami, G. Alestas, D. Aloni, L. Amendola, L.A. Anchordoqui, et al., Cosmology intertwined: A review of the particle physics, astrophysics, and cosmology associated with the cosmological tensions and anomalies. *Journal of High Energy Astrophysics* **34**, 49–211 (2022). doi:[10.1016/j.jheap.2022.04.002](https://doi.org/10.1016/j.jheap.2022.04.002)
42. J. Rafelski, J. Birrell, Traveling Through the Universe: Back in Time to the Quark-Gluon Plasma Era. *J. Phys. Conf. Ser.* **509**, 012014 (2014). doi:[10.1088/1742-6596/509/1/012014](https://doi.org/10.1088/1742-6596/509/1/012014). arXiv:[1311.0075](https://arxiv.org/abs/1311.0075) [nucl-th]
43. S. Zaroubi, in *The First Galaxies – Theoretical Predictions and Observational Clues, Astrophysics and Space Science Library*, vol. 396, ed. by Wiklind, T., Mobasher, B., Bromm, V. (Springer, Berlin, Heidelberg, 2013), pp. 45–102. doi:[10.1007/978-3-642-32362-1_2](https://doi.org/10.1007/978-3-642-32362-1_2)
44. J. Birrell, C.T. Yang, J. Rafelski, Relic Neutrino Freeze-out: Dependence on Natural Constants. *Nucl. Phys. B* **890**, 481–517 (2014). doi:[10.1016/j.nuclphysb.2014.11.020](https://doi.org/10.1016/j.nuclphysb.2014.11.020). arXiv:[1406.1759](https://arxiv.org/abs/1406.1759) [nucl-th]
45. J. Rafelski, A. Steinmetz, C.T. Yang, Dynamic fermion flavor mixing through transition dipole moments. *Int. J. Mod. Phys. A* **38**(31), 2350163 (2023). doi:[10.1142/S0217751X23501634](https://doi.org/10.1142/S0217751X23501634). arXiv:[2309.15797](https://arxiv.org/abs/2309.15797) [hep-ph]
46. H.K. Dreiner, M. Hanussek, J.S. Kim, S. Sarkar, Gravitino cosmology with a very light neutralino. *Phys. Rev. D* **85**, 065027 (2012). doi:[10.1103/PhysRevD.85.065027](https://doi.org/10.1103/PhysRevD.85.065027). arXiv:[1111.5715](https://arxiv.org/abs/1111.5715) [hep-ph]

47. C. Boehm, M.J. Dolan, C. McCabe, Increasing N_{eff} with particles in thermal equilibrium with neutrinos. *JCAP* **12**, 027 (2012). doi:[10.1088/1475-7516/2012/12/027](https://doi.org/10.1088/1475-7516/2012/12/027). [arXiv:1207.0497](https://arxiv.org/abs/1207.0497) [astro-ph.CO]
48. M. Blennow, E. Fernandez-Martinez, O. Mena, J. Redondo, P. Serra, Asymmetric Dark Matter and Dark Radiation. *JCAP* **07**, 022 (2012). doi:[10.1088/1475-7516/2012/07/022](https://doi.org/10.1088/1475-7516/2012/07/022). [arXiv:1203.5803](https://arxiv.org/abs/1203.5803) [hep-ph]
49. F. Iocco, G. Mangano, G. Miele, O. Pisanti, P.D. Serpico, Primordial Nucleosynthesis: from precision cosmology to fundamental physics. *Phys.Rept.* **472**, 1–76 (2009). doi:[10.1016/j.physrep.2009.02.002](https://doi.org/10.1016/j.physrep.2009.02.002). [arXiv:0809.0631](https://arxiv.org/abs/0809.0631) [astro-ph]
50. S. Borsanyi, Z. Fodor, C. Hoelbling, S.D. Katz, S. Krieg, et al., Full result for the QCD equation of state with 2+1 flavors. *Phys.Lett.* **B730**, 99–104 (2014). doi:[10.1016/j.physletb.2014.01.007](https://doi.org/10.1016/j.physletb.2014.01.007). [arXiv:1309.5258](https://arxiv.org/abs/1309.5258) [hep-lat]
51. J. Letessier, J. Rafelski, *Hadrons and Quark–Gluon Plasma*. Cambridge Monographs on Particle Physics, Nuclear Physics and Cosmology (Cambridge University Press, 2023). doi:[10.1017/9781009290753](https://doi.org/10.1017/9781009290753). *Open access*. [orig. pub. 2002]
52. M.J. Fromerth, J. Rafelski, Hadronization of the quark Universe. *arXiv* (2002). [arXiv:astro-ph/0211346](https://arxiv.org/abs/astro-ph/0211346)
53. C.T. Yang, J. Rafelski, Possibility of bottom-catalyzed matter genesis near to primordial QGP hadronization. *arXiv preprint* (2020). [arXiv:2004.06771](https://arxiv.org/abs/2004.06771) [hep-ph]
54. J. Rafelski, J. Letessier, Sudden hadronization in relativistic nuclear collisions. *Phys. Rev. Lett.* **85**, 4695–4698 (2000). doi:[10.1103/PhysRevLett.85.4695](https://doi.org/10.1103/PhysRevLett.85.4695). [arXiv:hep-ph/0006200](https://arxiv.org/abs/hep-ph/0006200)
55. V.A. Kuzmin, V.A. Rubakov, M.E. Shaposhnikov, On the Anomalous Electroweak Baryon Number Nonconservation in the Early Universe. *Phys. Lett. B* **155**, 36 (1985). doi:[10.1016/0370-2693\(85\)91028-7](https://doi.org/10.1016/0370-2693(85)91028-7)
56. V.A. Kuzmin, V.A. Rubakov, M.E. Shaposhnikov, Anomalous Electroweak Baryon Number Nonconservation and GUT Mechanism for Baryogenesis. *Phys. Lett. B* **191**, 171–173 (1987). doi:[10.1016/0370-2693\(87\)91340-2](https://doi.org/10.1016/0370-2693(87)91340-2)
57. P.B. Arnold, L.D. McLerran, Sphalerons, Small Fluctuations and Baryon Number Violation in Electroweak Theory. *Phys. Rev. D* **36**, 581 (1987). doi:[10.1103/PhysRevD.36.581](https://doi.org/10.1103/PhysRevD.36.581)
58. E.W. Kolb, A.D. Linde, A. Riotto, GUT baryogenesis after preheating. *Phys. Rev. Lett.* **77**, 4290–4293 (1996). doi:[10.1103/PhysRevLett.77.4290](https://doi.org/10.1103/PhysRevLett.77.4290). [arXiv:hep-ph/9606260](https://arxiv.org/abs/hep-ph/9606260)
59. A. Riotto, M. Trodden, Recent progress in baryogenesis. *Ann. Rev. Nucl. Part. Sci.* **49**, 35–75 (1999). doi:[10.1146/annurev.nucl.49.1.35](https://doi.org/10.1146/annurev.nucl.49.1.35). [arXiv:hep-ph/9901362](https://arxiv.org/abs/hep-ph/9901362)
60. H.B. Nielsen, Y. Takanishi, Baryogenesis via lepton number violation in anti-GUT model. *Phys. Lett. B* **507**, 241–251 (2001). doi:[10.1016/S0370-2693\(01\)00357-4](https://doi.org/10.1016/S0370-2693(01)00357-4). [arXiv:hep-ph/0101307](https://arxiv.org/abs/hep-ph/0101307)
61. G.F. Giudice, A. Notari, M. Raidal, A. Riotto, A. Strumia, Towards a complete theory of thermal leptogenesis in the SM and MSSM. *Nucl. Phys. B* **685**, 89–149 (2004). doi:[10.1016/j.nuclphysb.2004.02.019](https://doi.org/10.1016/j.nuclphysb.2004.02.019). [arXiv:hep-ph/0310123](https://arxiv.org/abs/hep-ph/0310123)
62. S. Davidson, E. Nardi, Y. Nir, Leptogenesis. *Phys. Rept.* **466**, 105–177 (2008). doi:[10.1016/j.physrep.2008.06.002](https://doi.org/10.1016/j.physrep.2008.06.002). [arXiv:0802.2962](https://arxiv.org/abs/0802.2962) [hep-ph]
63. D.E. Morrissey, M.J. Ramsey-Musolf, Electroweak baryogenesis. *New J. Phys.* **14**, 125003 (2012). doi:[10.1088/1367-2630/14/12/125003](https://doi.org/10.1088/1367-2630/14/12/125003). [arXiv:1206.2942](https://arxiv.org/abs/1206.2942) [hep-ph]
64. L. Canetti, M. Drewes, M. Shaposhnikov, Matter and Antimatter in the Universe. *New J. Phys.* **14**, 095012 (2012). doi:[10.1088/1367-2630/14/9/095012](https://doi.org/10.1088/1367-2630/14/9/095012). [arXiv:1204.4186](https://arxiv.org/abs/1204.4186) [hep-ph]
65. A.D. Sakharov, Violation of CP Invariance, C asymmetry, and baryon asymmetry of the universe. *Pisma Zh. Eksp. Teor. Fiz.* **5**, 32–35 (1967). doi:[10.1070/PU1991v034n05ABEH002497](https://doi.org/10.1070/PU1991v034n05ABEH002497)
66. A.D. Sakharov, Baryon asymmetry of the universe. *Soviet Physics Uspekhi* pp. 65–80 (1990). doi:[10.1070/PU1991v034n05ABEH002504](https://doi.org/10.1070/PU1991v034n05ABEH002504)
67. D.H. Perkins, *Introduction to high energy physics* (Cambridge University Press, Cambridge, UK, 1982, 2000)

68. P. Koch, B. Muller, J. Rafelski, Strangeness in Relativistic Heavy Ion Collisions. *Phys. Rept.* **142**, 167–262 (1986). doi:[10.1016/0370-1573\(86\)90096-7](https://doi.org/10.1016/0370-1573(86)90096-7)
69. P. Nath, P. Fileviez Perez, Proton stability in grand unified theories, in strings and in branes. *Phys. Rept.* **441**, 191–317 (2007). doi:[10.1016/j.physrep.2007.02.010](https://doi.org/10.1016/j.physrep.2007.02.010). [arXiv:hep-ph/0601023](https://arxiv.org/abs/hep-ph/0601023)
70. K. Rajagopal, F. Wilczek, Enforced electrical neutrality of the color flavor locked phase. *Phys. Rev. Lett.* **86**, 3492–3495 (2001). doi:[10.1103/PhysRevLett.86.3492](https://doi.org/10.1103/PhysRevLett.86.3492). [arXiv:hep-ph/0012039](https://arxiv.org/abs/hep-ph/0012039)
71. M.G. Alford, K. Rajagopal, S. Reddy, F. Wilczek, The Minimal CFL nuclear interface. *Phys. Rev. D* **64**, 074017 (2001). doi:[10.1103/PhysRevD.64.074017](https://doi.org/10.1103/PhysRevD.64.074017). [arXiv:hep-ph/0105009](https://arxiv.org/abs/hep-ph/0105009)
72. D.B. Kaplan, S. Reddy, Novel phases and transitions in color flavor locked matter. *Phys. Rev. D* **65**, 054042 (2002). doi:[10.1103/PhysRevD.65.054042](https://doi.org/10.1103/PhysRevD.65.054042). [arXiv:hep-ph/0107265](https://arxiv.org/abs/hep-ph/0107265)
73. A. Czarnecki, W.J. Marciano, A. Sirlin, Precision measurements and CKM unitarity. *Phys. Rev. D* **70**, 093006 (2004). doi:[10.1103/PhysRevD.70.093006](https://doi.org/10.1103/PhysRevD.70.093006). [arXiv:hep-ph/0406324](https://arxiv.org/abs/hep-ph/0406324)
74. I. Kuznetsova, D. Habs, J. Rafelski, Pion and muon production in e-, e+, gamma plasma. *Phys. Rev. D* **78**, 014027 (2008). doi:[10.1103/PhysRevD.78.014027](https://doi.org/10.1103/PhysRevD.78.014027). [arXiv:0803.1588](https://arxiv.org/abs/0803.1588) [hep-ph]
75. M. Schroedter, R.L. Thews, J. Rafelski, B_c meson production in nuclear collisions at RHIC. *Phys. Rev. C* **62**, 024905 (2000). doi:[10.1103/PhysRevC.62.024905](https://doi.org/10.1103/PhysRevC.62.024905). [arXiv:hep-ph/0004041](https://arxiv.org/abs/hep-ph/0004041)
76. R. Aaij, et al., Observation of Several Sources of CP Violation in $B^+ \rightarrow \pi^+\pi^+\pi^-$ Decays. *Phys. Rev. Lett.* **124**(3), 031801 (2020). doi:[10.1103/PhysRevLett.124.031801](https://doi.org/10.1103/PhysRevLett.124.031801). [arXiv:1909.05211](https://arxiv.org/abs/1909.05211) [hep-ex]
77. R. Aaij, et al., Measurement of CP observables in $B^\pm \rightarrow DK^\pm$ and $B^\pm \rightarrow D\pi^\pm$ with $D \rightarrow K_S^0 K^\pm \pi^\mp$ decays. *JHEP* **06**, 058 (2020). doi:[10.1007/JHEP06\(2020\)058](https://doi.org/10.1007/JHEP06(2020)058). [arXiv:2002.08858](https://arxiv.org/abs/2002.08858) [hep-ex]
78. F. Karsch, M.T. Mehr, H. Satz, Color Screening and Deconfinement for Bound States of Heavy Quarks. *Z. Phys. C* **37**, 617 (1988). doi:[10.1007/BF01549722](https://doi.org/10.1007/BF01549722)
79. N. Brambilla, M.A. Escobedo, J. Ghiglieri, J. Soto, A. Vairo, Heavy Quarkonium in a weakly-coupled quark-gluon plasma below the melting temperature. *JHEP* **09**, 038 (2010). doi:[10.1007/JHEP09\(2010\)038](https://doi.org/10.1007/JHEP09(2010)038). [arXiv:1007.4156](https://arxiv.org/abs/1007.4156) [hep-ph]
80. G. Aarts, C. Allton, S. Kim, M.P. Lombardo, M.B. Oktay, S.M. Ryan, D.K. Sinclair, J.I. Skullerud, What happens to the Υ and η_b in the quark-gluon plasma? Bottomonium spectral functions from lattice QCD. *JHEP* **11**, 103 (2011). doi:[10.1007/JHEP11\(2011\)103](https://doi.org/10.1007/JHEP11(2011)103). [arXiv:1109.4496](https://arxiv.org/abs/1109.4496) [hep-lat]
81. N. Brambilla, M.A. Escobedo, J. Soto, A. Vairo, Heavy quarkonium suppression in a fireball. *Phys. Rev. D* **97**(7), 074009 (2018). doi:[10.1103/PhysRevD.97.074009](https://doi.org/10.1103/PhysRevD.97.074009). [arXiv:1711.04515](https://arxiv.org/abs/1711.04515) [hep-ph]
82. A. Bazavov, N. Brambilla, P. Petreczky, A. Vairo, J.H. Weber, Color screening in (2+1)-flavor QCD. *Phys. Rev. D* **98**(5), 054511 (2018). doi:[10.1103/PhysRevD.98.054511](https://doi.org/10.1103/PhysRevD.98.054511). [arXiv:1804.10600](https://arxiv.org/abs/1804.10600) [hep-lat]
83. S. Offler, G. Aarts, C. Allton, J. Glesaaen, B. Jäger, S. Kim, M.P. Lombardo, S.M. Ryan, J.I. Skullerud, News from bottomonium spectral functions in thermal QCD. *PoS LATTICE2019*, 076 (2019). doi:[10.22323/1.363.0076](https://doi.org/10.22323/1.363.0076). [arXiv:1912.12900](https://arxiv.org/abs/1912.12900) [hep-lat]
84. A.M. Tully, Doubly charmed B decays with the LHCb experiment. Ph.D. thesis, Cambridge U. (2019). doi:[10.17863/CAM.44796](https://doi.org/10.17863/CAM.44796)
85. Y.S. Amhis, et al., Averages of b-hadron, c-hadron, and τ -lepton properties as of 2018. *Eur. Phys. J. C* **81**(3), 226 (2021). doi:[10.1140/epjc/s10052-020-8156-7](https://doi.org/10.1140/epjc/s10052-020-8156-7). [arXiv:1909.12524](https://arxiv.org/abs/1909.12524) [hep-ex]
86. D.E. Kharzeev, L.D. McLerran, H.J. Warringa, The Effects of topological charge change in heavy ion collisions: 'Event by event P and CP violation'. *Nucl. Phys. A* **803**, 227–253 (2008). doi:[10.1016/j.nuclphysa.2008.02.298](https://doi.org/10.1016/j.nuclphysa.2008.02.298). [arXiv:0711.0950](https://arxiv.org/abs/0711.0950) [hep-ph]
87. C. Grayson, M. Formanek, J. Rafelski, B. Mueller, Dynamic magnetic response of the quark-gluon plasma to electromagnetic fields. *Phys. Rev. D* **106**(1), 014011 (2022). doi:[10.1103/PhysRevD.106.014011](https://doi.org/10.1103/PhysRevD.106.014011). [arXiv:2204.14186](https://arxiv.org/abs/2204.14186) [hep-ph]

88. Abdulhamid et al., Observation of the electromagnetic field effect via charge-dependent directed flow in heavy-ion collisions at the relativistic heavy ion collider. *Phys. Rev. X* **14**, 011028 (2024). doi:[10.1103/PhysRevX.14.011028](https://doi.org/10.1103/PhysRevX.14.011028)
89. B. Müller, A. Schäfer, Chiral magnetic effect and an experimental bound on the late time magnetic field strength. *Phys. Rev. D* **98**(7), 071902 (2018). doi:[10.1103/PhysRevD.98.071902](https://doi.org/10.1103/PhysRevD.98.071902). arXiv:[1806.10907](https://arxiv.org/abs/1806.10907) [hep-ph]
90. C. Grayson, Dense Relativistic Matter-Antimatter Plasmas. Ph.D. thesis, Arizona U. (2024). HDL:[10150/672668](https://hdl.handle.net/10150/672668)
91. K. Tuchin, Synchrotron radiation by fast fermions in heavy-ion collisions. *Phys. Rev. C* **82**, 034904 (2010). doi:[10.1103/PhysRevC.82.034904](https://doi.org/10.1103/PhysRevC.82.034904). [Erratum: *Phys. Rev. C* **83**, 039903 (2011)]. arXiv:[1006.3051](https://arxiv.org/abs/1006.3051) [nucl-th]
92. W.T. Deng, X.G. Huang, Event-by-event generation of electromagnetic fields in heavy-ion collisions. *Phys. Rev. C* **85**, 044907 (2012). doi:[10.1103/PhysRevC.85.044907](https://doi.org/10.1103/PhysRevC.85.044907). arXiv:[1201.5108](https://arxiv.org/abs/1201.5108) [nucl-th]
93. L. McLerran, V. Skokov, Comments About the Electromagnetic Field in Heavy-Ion Collisions. *Nucl. Phys. A* **929**, 184–190 (2014). doi:[10.1016/j.nuclphysa.2014.05.008](https://doi.org/10.1016/j.nuclphysa.2014.05.008). arXiv:[1305.0774](https://arxiv.org/abs/1305.0774) [hep-ph]
94. K. Tuchin, Time and space dependence of the electromagnetic field in relativistic heavy-ion collisions. *Phys. Rev. C* **88**(2), 024911 (2013). doi:[10.1103/PhysRevC.88.024911](https://doi.org/10.1103/PhysRevC.88.024911). arXiv:[1305.5806](https://arxiv.org/abs/1305.5806) [hep-ph]
95. U. Gursoy, D. Kharzeev, K. Rajagopal, Magnetohydrodynamics, charged currents and directed flow in heavy ion collisions. *Phys. Rev. C* **89**(5), 054905 (2014). doi:[10.1103/PhysRevC.89.054905](https://doi.org/10.1103/PhysRevC.89.054905). arXiv:[1401.3805](https://arxiv.org/abs/1401.3805) [hep-ph]
96. H. Li, X.l. Sheng, Q. Wang, Electromagnetic fields with electric and chiral magnetic conductivities in heavy ion collisions. *Phys. Rev. C* **94**(4), 044903 (2016). doi:[10.1103/PhysRevC.94.044903](https://doi.org/10.1103/PhysRevC.94.044903). arXiv:[1602.02223](https://arxiv.org/abs/1602.02223) [nucl-th]
97. V. Roy, S. Pu, L. Rezzolla, D. Rischke, Analytic Bjorken flow in one-dimensional relativistic magnetohydrodynamics. *Phys. Lett. B* **750**, 45–52 (2015). doi:[10.1016/j.physletb.2015.08.046](https://doi.org/10.1016/j.physletb.2015.08.046). arXiv:[1506.06620](https://arxiv.org/abs/1506.06620) [nucl-th]
98. M. Formanek, C. Grayson, J. Rafelski, B. Müller, Current-conserving relativistic linear response for collisional plasmas. *Annals Phys.* **434**, 168605 (2021). doi:[10.1016/j.aop.2021.168605](https://doi.org/10.1016/j.aop.2021.168605). arXiv:[2105.07897](https://arxiv.org/abs/2105.07897) [physics.plasm-ph]
99. G. Inghirami, L. Del Zanna, A. Beraudo, M.H. Moghaddam, F. Becattini, M. Bleicher, Numerical magneto-hydrodynamics for relativistic nuclear collisions. *Eur. Phys. J. C* **76**(12), 659 (2016). doi:[10.1140/epjc/s10052-016-4516-8](https://doi.org/10.1140/epjc/s10052-016-4516-8). arXiv:[1609.03042](https://arxiv.org/abs/1609.03042) [hep-ph]
100. G. Inghirami, M. Mace, Y. Hirono, L. Del Zanna, D.E. Kharzeev, M. Bleicher, Magnetic fields in heavy ion collisions: flow and charge transport. *Eur. Phys. J. C* **80**(3), 293 (2020). doi:[10.1140/epjc/s10052-020-7847-4](https://doi.org/10.1140/epjc/s10052-020-7847-4). arXiv:[1908.07605](https://arxiv.org/abs/1908.07605) [hep-ph]
101. L. Yan, X.G. Huang, Dynamical evolution of a magnetic field in the pre-equilibrium quark-gluon plasma. *Phys. Rev. D* **107**(9), 094028 (2023). doi:[10.1103/PhysRevD.107.094028](https://doi.org/10.1103/PhysRevD.107.094028). arXiv:[2104.00831](https://arxiv.org/abs/2104.00831) [nucl-th]
102. Z. Wang, J. Zhao, C. Greiner, Z. Xu, P. Zhuang, Incomplete electromagnetic response of hot QCD matter. *Phys. Rev. C* **105**(4), L041901 (2022). doi:[10.1103/PhysRevC.105.L041901](https://doi.org/10.1103/PhysRevC.105.L041901). arXiv:[2110.14302](https://arxiv.org/abs/2110.14302) [hep-ph]
103. J.I. Kapusta, Screening of static QED electric fields in hot QCD. *Phys. Rev. D* **46**, 4749–4753 (1992). doi:[10.1103/PhysRevD.46.4749](https://doi.org/10.1103/PhysRevD.46.4749)
104. S. Mrówczyński, On the Transport Coefficients of a Quark Plasma. *Acta Phys. Polon. B* **19**, 91–96 (1988). URL <https://inspirehep.net/files/3fba62a9200e531a616211c440905b9d>
105. P. Drude, Zur elektronentheorie der metalle. *Annalen der Physik* **312**(3), 687–692 (1902). doi:[10.1002/andp.19003060312](https://doi.org/10.1002/andp.19003060312)
106. G. Aarts, A. Nikolaev, Electrical conductivity of the quark-gluon plasma: perspective from lattice QCD. *Eur. Phys. J. A* **57**(4), 118 (2021). doi:[10.1140/epja/s10050-021-00436-5](https://doi.org/10.1140/epja/s10050-021-00436-5). arXiv:[2008.12326](https://arxiv.org/abs/2008.12326) [hep-lat]
107. A. Amato, G. Aarts, C. Allton, P. Giudice, S. Hands, J.I. Skullerud, Electrical conductivity of the quark-gluon plasma across the deconfinement transition. *Phys. Rev.*

- Lett. **111**(17), 172001 (2013). doi:[10.1103/PhysRevLett.111.172001](https://doi.org/10.1103/PhysRevLett.111.172001). arXiv:[1307.6763](https://arxiv.org/abs/1307.6763) [hep-lat]
108. G. Aarts, C. Allton, A. Amato, P. Giudice, S. Hands, J.I. Skullerud, Electrical conductivity and charge diffusion in thermal QCD from the lattice. JHEP **02**, 186 (2015). doi:[10.1007/JHEP02\(2015\)186](https://doi.org/10.1007/JHEP02(2015)186). arXiv:[1412.6411](https://arxiv.org/abs/1412.6411) [hep-lat]
 109. B.B. Brandt, A. Francis, B. Jäger, H.B. Meyer, Charge transport and vector meson dissociation across the thermal phase transition in lattice QCD with two light quark flavors. Phys. Rev. D **93**(5), 054510 (2016). doi:[10.1103/PhysRevD.93.054510](https://doi.org/10.1103/PhysRevD.93.054510). arXiv:[1512.07249](https://arxiv.org/abs/1512.07249) [hep-lat]
 110. N. Astrakhantsev, V.V. Braguta, M. D'Elia, A.Y. Kotov, A.A. Nikolaev, F. Sanfilippo, Lattice study of the electromagnetic conductivity of the quark-gluon plasma in an external magnetic field. Phys. Rev. D **102**(5), 054516 (2020). doi:[10.1103/PhysRevD.102.054516](https://doi.org/10.1103/PhysRevD.102.054516). arXiv:[1910.08516](https://arxiv.org/abs/1910.08516) [hep-lat]
 111. H. Song, U.W. Heinz, Causal viscous hydrodynamics in 2+1 dimensions for relativistic heavy-ion collisions. Phys. Rev. C **77**, 064901 (2008). doi:[10.1103/PhysRevC.77.064901](https://doi.org/10.1103/PhysRevC.77.064901). arXiv:[0712.3715](https://arxiv.org/abs/0712.3715) [nucl-th]
 112. J. Letessier, A. Tounsi, U.W. Heinz, J. Sollfrank, J. Rafelski, Evidence for a high entropy phase in nuclear collisions. Phys. Rev. Lett. **70**, 3530–3533 (1993). doi:[10.1103/PhysRevLett.70.3530](https://doi.org/10.1103/PhysRevLett.70.3530). arXiv:[hep-ph/9711349](https://arxiv.org/abs/hep-ph/9711349)
 113. M. Petran, J. Rafelski, Universal hadronization condition in heavy ion collisions at $\sqrt{s_{NN}} = 62$ GeV and at $\sqrt{s_{NN}} = 2.76$ TeV. Phys. Rev. C **88**(2), 021901 (2013). doi:[10.1103/PhysRevC.88.021901](https://doi.org/10.1103/PhysRevC.88.021901). arXiv:[1303.0913](https://arxiv.org/abs/1303.0913) [hep-ph]
 114. J. Rafelski, M. Petran, Universal QGP Hadronization Conditions at RHIC and LHC. EPJ Web Conf. **78**, 06004 (2014). doi:[10.1051/epjconf/20147806004](https://doi.org/10.1051/epjconf/20147806004). arXiv:[1406.1871](https://arxiv.org/abs/1406.1871) [nucl-th]
 115. J. Rafelski, C.T. Yang, The muon abundance in the primordial Universe. Acta Phys. Polon. B **52**, 277 (2021). doi:[10.5506/APhysPolB.52.277](https://doi.org/10.5506/APhysPolB.52.277). arXiv:[2103.07812](https://arxiv.org/abs/2103.07812) [hep-ph]
 116. J. Rafelski, C.T. Yang, Reactions Governing Strangeness Abundance in Primordial Universe. EPJ Web Conf. **259**, 13001 (2022). doi:[10.1051/epjconf/202225913001](https://doi.org/10.1051/epjconf/202225913001). arXiv:[2009.05661](https://arxiv.org/abs/2009.05661) [hep-ph]
 117. I. Kuznetsova, J. Rafelski, Unstable Hadrons in Hot Hadron Gas in Laboratory and in the Early Universe. Phys. Rev. C **82**, 035203 (2010). doi:[10.1103/PhysRevC.82.035203](https://doi.org/10.1103/PhysRevC.82.035203). arXiv:[1002.0375](https://arxiv.org/abs/1002.0375) [hep-th]
 118. J. Cugnon, R.M. Lombard, K⁺ production in a cascade model for high-energy nucleus nucleus collisions. Nucl. Phys. A **422**, 635–653 (1984). doi:[10.1016/0375-9474\(84\)90369-5](https://doi.org/10.1016/0375-9474(84)90369-5)
 119. C. Giunti, C.W. Kim, *Fundamentals of Neutrino Physics and Astrophysics* (Oxford University Press, 2007)
 120. L. Wolfenstein, Neutrino Oscillations in Matter. Phys. Rev. D **17**, 2369–2374 (1978). doi:[10.1103/PhysRevD.17.2369](https://doi.org/10.1103/PhysRevD.17.2369)
 121. J. Weber, Apparent observation of abnormally large coherent scattering cross sections using kev and mev range antineutrinos, and solar neutrinos. Phys. Rev. D **38**, 32–39 (1988). doi:[10.1103/PhysRevD.38.32](https://doi.org/10.1103/PhysRevD.38.32)
 122. R.R. Lewis, Coherent Detector for Low-energy Neutrinos. Phys. Rev. D **21**, 663 (1980). doi:[10.1103/PhysRevD.21.663](https://doi.org/10.1103/PhysRevD.21.663)
 123. J. Papavassiliou, J. Bernabeu, M. Passera, Neutrino-nuclear coherent scattering and the effective neutrino charge radius. PoS **HEP2005**, 192 (2006). doi:[10.22323/1.021.0192](https://doi.org/10.22323/1.021.0192). arXiv:[hep-ph/0512029](https://arxiv.org/abs/hep-ph/0512029)
 124. M. Sajjad Athar, A. Fatima, S.K. Singh, Neutrinos and their interactions with matter. Prog. Part. Nucl. Phys. **129**, 104019 (2023). doi:[10.1016/j.pnpnp.2022.104019](https://doi.org/10.1016/j.pnpnp.2022.104019). arXiv:[2206.13792](https://arxiv.org/abs/2206.13792) [hep-ph]
 125. D.Z. Freedman, D.N. Schramm, D.L. Tubbs, The Weak Neutral Current and Its Effects in Stellar Collapse. Ann. Rev. Nucl. Part. Sci. **27**, 167–207 (1977). doi:[10.1146/annurev.ns.27.120177.001123](https://doi.org/10.1146/annurev.ns.27.120177.001123)
 126. G. Nicolescu, A heuristic approach to the detection of solar neutrinos. Journal of Physics G: Nuclear and Particle Physics **40**, 055201 (2013). doi:[10.1088/0954-3899/40/5/055201](https://doi.org/10.1088/0954-3899/40/5/055201)

127. L.M. Sehgal, M. Wanninger, Atomic Effects in Coherent Neutrino Scattering. *Phys. Lett. B* **171**, 107–112 (1986). doi:[10.1016/0370-2693\(86\)91008-7](https://doi.org/10.1016/0370-2693(86)91008-7)
128. P.F. Smith, Coherent neutrino scattering - relativistic and nonrelativistic. *Nuovo Cim. A* **83**, 263–274 (1984). doi:[10.1007/BF02902601](https://doi.org/10.1007/BF02902601)
129. D. Griffiths, *Introduction to elementary particles* (Wiley, 2008)
130. H. Andreasson, The Einstein-Vlasov System/Kinetic Theory. *Living Rev. Rel.* **14**, 4 (2011). doi:[10.12942/lrr-2011-4](https://doi.org/10.12942/lrr-2011-4). [arXiv:1106.1367](https://arxiv.org/abs/1106.1367) [gr-qc]
131. C. Cercignani, G. Kremer, *The Relativistic Boltzmann Equation: Theory and Applications* (Birkhäuser Verlag, Basel, 2000)
132. J. Ehlers, in *Relativity, Astrophysics and Cosmology* (D. Reidel Publishing Company, Dordrecht-Holland, 1973), pp. 1–125
133. R.M. Wald, *General Relativity* (Chicago Univ. Pr., Chicago, USA, 1984). doi:[10.7208/chicago/9780226870373.001.0001](https://doi.org/10.7208/chicago/9780226870373.001.0001)
134. B. O'Neill, *Semi-Riemannian Geometry With Applications to Relativity*. ISSN (Elsevier Science, 1983). URL <https://books.google.com/books?id=CGk1eRSjFIIC>
135. J. Birrell, C.T. Yang, P. Chen, J. Rafelski, Fugacity and Reheating of Primordial Neutrinos. *Mod. Phys. Lett. A* **28**, 1350188 (2013). doi:[10.1142/S0217732313501885](https://doi.org/10.1142/S0217732313501885). [arXiv:1303.2583](https://arxiv.org/abs/1303.2583) [astro-ph.CO]
136. J. Birrell, J. Rafelski, Quark–gluon plasma as the possible source of cosmological dark radiation. *Phys. Lett. B* **741**, 77–81 (2015). doi:[10.1016/j.physletb.2014.12.033](https://doi.org/10.1016/j.physletb.2014.12.033). [arXiv:1404.6005](https://arxiv.org/abs/1404.6005) [nucl-th]
137. J. Rafelski, B. Müller, Strangeness Production in the Quark - Gluon Plasma. *Phys. Rev. Lett.* **48**, 1066 (1982). doi:[10.1103/PhysRevLett.48.1066](https://doi.org/10.1103/PhysRevLett.48.1066). [Erratum: *Phys. Rev. Lett.* **56**, 2334 (1986)]
138. J. Bernstein, L.S. Brown, G. Feinberg, The Cosmological Heavy Neutrino Problem Revisited. *Phys. Rev. D* **32**, 3261 (1985). doi:[10.1103/PhysRevD.32.3261](https://doi.org/10.1103/PhysRevD.32.3261)
139. A.D. Dolgov, K. Kainulainen, Fermi-Dirac corrections to the relic abundances. *Nucl. Phys. B* **402**, 349–359 (1993). doi:[10.1016/0550-3213\(93\)90646-7](https://doi.org/10.1016/0550-3213(93)90646-7). [arXiv:hep-ph/9211231](https://arxiv.org/abs/hep-ph/9211231)
140. Y.Y.Y. Wong, Neutrino mass in cosmology: status and prospects. *Ann. Rev. Nucl. Part. Sci.* **61**, 69–98 (2011). doi:[10.1146/annurev-nucl-102010-130252](https://doi.org/10.1146/annurev-nucl-102010-130252). [arXiv:1111.1436](https://arxiv.org/abs/1111.1436) [astro-ph.CO]
141. G. Steigman, Equivalent Neutrinos, Light WIMPs, and the Chimera of Dark Radiation. *Phys. Rev. D* **87**(10), 103517 (2013). doi:[10.1103/PhysRevD.87.103517](https://doi.org/10.1103/PhysRevD.87.103517). [arXiv:1303.0049](https://arxiv.org/abs/1303.0049) [astro-ph.CO]
142. S. Weinberg, Goldstone Bosons as Fractional Cosmic Neutrinos. *Phys. Rev. Lett.* **110**(24), 241301 (2013). doi:[10.1103/PhysRevLett.110.241301](https://doi.org/10.1103/PhysRevLett.110.241301). [arXiv:1305.1971](https://arxiv.org/abs/1305.1971) [astro-ph.CO]
143. L.A. Anchordoqui, H. Goldberg, Neutrino cosmology after WMAP 7-Year data and LHC first Z' bounds. *Phys. Rev. Lett.* **108**, 081805 (2012). doi:[10.1103/PhysRevLett.108.081805](https://doi.org/10.1103/PhysRevLett.108.081805). [arXiv:1111.7264](https://arxiv.org/abs/1111.7264) [hep-ph]
144. L.A. Anchordoqui, H. Goldberg, G. Steigman, Right-Handed Neutrinos as the Dark Radiation: Status and Forecasts for the LHC. *Phys. Lett. B* **718**, 1162–1165 (2013). doi:[10.1016/j.physletb.2012.12.019](https://doi.org/10.1016/j.physletb.2012.12.019). [arXiv:1211.0186](https://arxiv.org/abs/1211.0186) [hep-ph]
145. A. Bazavov, et al., Equation of state in (2+1)-flavor QCD. *Phys. Rev. D* **90**, 094503 (2014). doi:[10.1103/PhysRevD.90.094503](https://doi.org/10.1103/PhysRevD.90.094503). [arXiv:1407.6387](https://arxiv.org/abs/1407.6387) [hep-lat]
146. A. Bazavov, et al., Equation of state and QCD transition at finite temperature. *Phys. Rev. D* **80**, 014504 (2009). doi:[10.1103/PhysRevD.80.014504](https://doi.org/10.1103/PhysRevD.80.014504). [arXiv:0903.4379](https://arxiv.org/abs/0903.4379) [hep-lat]
147. T.S. Coleman, M. Roos, Effective degrees of freedom during the radiation era. *Phys. Rev. D* **68**, 027702 (2003). doi:[10.1103/PhysRevD.68.027702](https://doi.org/10.1103/PhysRevD.68.027702). [arXiv:astro-ph/0304281](https://arxiv.org/abs/astro-ph/0304281)
148. O. Wantz, E.P.S. Shellard, Axion Cosmology Revisited. *Phys. Rev. D* **82**, 123508 (2010). doi:[10.1103/PhysRevD.82.123508](https://doi.org/10.1103/PhysRevD.82.123508). [arXiv:0910.1066](https://arxiv.org/abs/0910.1066) [astro-ph.CO]
149. J.P. Uzan, Varying Constants, Gravitation and Cosmology. *Living Rev. Rel.* **14**, 2 (2011). doi:[10.12942/lrr-2011-2](https://doi.org/10.12942/lrr-2011-2). [arXiv:1009.5514](https://arxiv.org/abs/1009.5514) [astro-ph.CO]
150. A. Heckler, Astrophysical applications of quantum corrections to the equation of state of a plasma. *Phys. Rev. D* **49**, 611–617 (1994). doi:[10.1103/PhysRevD.49.611](https://doi.org/10.1103/PhysRevD.49.611)

151. G. Mangano, G. Miele, S. Pastor, M. Peloso, A Precision calculation of the effective number of cosmological neutrinos. *Phys. Lett. B* **534**, 8–16 (2002). doi:[10.1016/S0370-2693\(02\)01622-2](https://doi.org/10.1016/S0370-2693(02)01622-2). [arXiv:astro-ph/0111408](https://arxiv.org/abs/astro-ph/0111408)
152. S. Evans, J. Rafelski, Electron electromagnetic-mass melting in strong fields. *Phys. Rev. D* **102**(3), 036014 (2020). doi:[10.1103/PhysRevD.102.036014](https://doi.org/10.1103/PhysRevD.102.036014). [arXiv:1911.08714](https://arxiv.org/abs/1911.08714) [hep-ph]
153. D.A. Dicus, E.W. Kolb, A.M. Gleeson, E.C.G. Sudarshan, V.L. Teplitz, M.S. Turner, Primordial Nucleosynthesis Including Radiative, Coulomb, and Finite Temperature Corrections to Weak Rates. *Phys. Rev. D* **26**, 2694 (1982). doi:[10.1103/PhysRevD.26.2694](https://doi.org/10.1103/PhysRevD.26.2694)
154. N. Fornengo, C.W. Kim, J. Song, Finite temperature effects on the neutrino decoupling in the early universe. *Phys. Rev. D* **56**, 5123–5134 (1997). doi:[10.1103/PhysRevD.56.5123](https://doi.org/10.1103/PhysRevD.56.5123). [arXiv:hep-ph/9702324](https://arxiv.org/abs/hep-ph/9702324)
155. J.A. Morgan, Cosmological upper limit to neutrino magnetic moments. *Phys. Lett. B* **102**, 247–250 (1981). doi:[10.1016/0370-2693\(81\)90868-6](https://doi.org/10.1016/0370-2693(81)90868-6)
156. M. Fukugita, S. Yazaki, Reexamination of Astrophysical and Cosmological Constraints on the Magnetic Moment of Neutrinos. *Phys. Rev. D* **36**, 3817 (1987). doi:[10.1103/PhysRevD.36.3817](https://doi.org/10.1103/PhysRevD.36.3817)
157. P. Elmfors, K. Enqvist, G. Raffelt, G. Sigl, Neutrinos with magnetic moment: Depolarization rate in plasma. *Nucl. Phys. B* **503**, 3–23 (1997). doi:[10.1016/S0550-3213\(97\)00382-9](https://doi.org/10.1016/S0550-3213(97)00382-9). [arXiv:hep-ph/9703214](https://arxiv.org/abs/hep-ph/9703214)
158. P. Vogel, J. Engel, Neutrino Electromagnetic Form-Factors. *Phys. Rev. D* **39**, 3378 (1989). doi:[10.1103/PhysRevD.39.3378](https://doi.org/10.1103/PhysRevD.39.3378)
159. G. Mangano, G. Miele, S. Pastor, T. Pinto, O. Pisanti, P.D. Serpico, Effects of non-standard neutrino-electron interactions on relic neutrino decoupling. *Nucl. Phys. B* **756**, 100–116 (2006). doi:[10.1016/j.nuclphysb.2006.09.002](https://doi.org/10.1016/j.nuclphysb.2006.09.002). [arXiv:hep-ph/0607267](https://arxiv.org/abs/hep-ph/0607267)
160. C. Giunti, A. Studenikin, Neutrino electromagnetic properties. *Phys. Atom. Nucl.* **72**, 2089–2125 (2009). doi:[10.1134/S1063778809120126](https://doi.org/10.1134/S1063778809120126). [arXiv:0812.3646](https://arxiv.org/abs/0812.3646) [hep-ph]
161. G. Barenboim, W.H. Kinney, W.I. Park, Resurrection of large lepton number asymmetries from neutrino flavor oscillations. *Phys. Rev. D* **95**(4), 043506 (2017). doi:[10.1103/PhysRevD.95.043506](https://doi.org/10.1103/PhysRevD.95.043506). [arXiv:1609.01584](https://arxiv.org/abs/1609.01584) [hep-ph]
162. G. Barenboim, W.I. Park, A full picture of large lepton number asymmetries of the Universe. *JCAP* **04**, 048 (2017). doi:[10.1088/1475-7516/2017/04/048](https://doi.org/10.1088/1475-7516/2017/04/048). [arXiv:1703.08258](https://arxiv.org/abs/1703.08258) [hep-ph]
163. A.G. Riess, S. Casertano, W. Yuan, L. Macri, J. Anderson, J.W. MacKenty, J.B. Bowers, K.I. Clubb, A.V. Filippenko, D.O. Jones, et al., New parallaxes of galactic cepheids from spatially scanning the hubble space telescope: Implications for the hubble constant. *The Astrophysical Journal* **855**(2), 136 (2018). doi:[10.3847/1538-4357/aaadb7](https://doi.org/10.3847/1538-4357/aaadb7)
164. A.G. Riess, et al., Milky Way Cepheid Standards for Measuring Cosmic Distances and Application to Gaia DR2: Implications for the Hubble Constant. *Astrophys. J.* **861**(2), 126 (2018). doi:[10.3847/1538-4357/aac82e](https://doi.org/10.3847/1538-4357/aac82e). [arXiv:1804.10655](https://arxiv.org/abs/1804.10655) [astro-ph.CO]
165. C.T. Yang, J. Birrell, J. Rafelski, Lepton Number and Expansion of the Universe. *arXiv preprint* (2018). [arXiv:1812.05157](https://arxiv.org/abs/1812.05157) [hep-ph]
166. J. Birrell, J. Rafelski, Proposal for Resonant Detection of Relic Massive Neutrinos. *Eur. Phys. J. C* **75**(2), 91 (2015). doi:[10.1140/epjc/s10052-015-3310-3](https://doi.org/10.1140/epjc/s10052-015-3310-3). [arXiv:1402.3409](https://arxiv.org/abs/1402.3409) [hep-ph]
167. L. Stodolsky, Speculations on Detection of the Neutrino Sea. *Phys. Rev. Lett.* **34**, 110 (1975). doi:[10.1103/PhysRevLett.34.110](https://doi.org/10.1103/PhysRevLett.34.110). [Erratum: *Phys.Rev.Lett.* 34, 508 (1975)]
168. N. Cabibbo, L. Maiani, The Vanishing of Order G Mechanical Effects of Cosmic Massive Neutrinos on Bulk Matter. *Phys. Lett. B* **114**, 115–117 (1982). doi:[10.1016/0370-2693\(82\)90127-7](https://doi.org/10.1016/0370-2693(82)90127-7)
169. B. Shvartsman, V. Braginsky, S. Gershtein, Y. Zeldovich, M.Y. Khlopov, et al., Possibility of detecting relic massive neutrinos. *JETP Lett.* **36**, 277–279 (1982)
170. P. Langacker, J.P. Leveille, J. Sheiman, On the Detection of Cosmological Neutrinos by Coherent Scattering. *Phys. Rev. D* **27**, 1228 (1983). doi:[10.1103/PhysRevD.27.1228](https://doi.org/10.1103/PhysRevD.27.1228)

171. P.F. Smith, J.D. Lewin, Coherent interaction of galactic neutrinos with material targets. *Phys. Lett. B* **127**, 185–190 (1983). doi:[10.1016/0370-2693\(83\)90873-0](https://doi.org/10.1016/0370-2693(83)90873-0)
172. G. Tupper, B. Muller, J. Rafelski, M. Danos, On the Detection of Cosmic Background Neutrinos by Acoustic Phonon Scattering. *Phys. Rev. D* **35**, 394–396 (1987). doi:[10.1103/PhysRevD.35.394](https://doi.org/10.1103/PhysRevD.35.394)
173. I. Ferreras, I. Wasserman, Feasibility of observing mechanical effects of cosmological neutrinos. *Phys.Rev.* **D52**, 5459–5479 (1995). doi:[10.1103/PhysRevD.52.5459](https://doi.org/10.1103/PhysRevD.52.5459)
174. C. Hagmann, *Cosmic neutrinos and their detection*, in *Proceeding of American Physical Society (APS) Meeting of the Division of Particles and Fields (DPF 99): Los Angeles, CA, January 5-9, 1999* (1999). doi:[10.48550/arXiv.astro-ph/9905258](https://doi.org/10.48550/arXiv.astro-ph/9905258)
175. G. Duda, G. Gelmini, S. Nussinov, Expected signals in relic neutrino detectors. *Phys.Rev.* **D64**, 122001 (2001). doi:[10.1103/PhysRevD.64.122001](https://doi.org/10.1103/PhysRevD.64.122001). [arXiv:hep-ph/0107027](https://arxiv.org/abs/hep-ph/0107027) [hep-ph]
176. G.B. Gelmini, Prospect for relic neutrino searches. *Phys. Scripta T* **121**, 131–136 (2005). doi:[10.1088/0031-8949/2005/T121/019](https://doi.org/10.1088/0031-8949/2005/T121/019). [arXiv:hep-ph/0412305](https://arxiv.org/abs/hep-ph/0412305)
177. A. Ringwald, Prospects for the direct detection of the cosmic neutrino background. *Nucl. Phys. A* **827**, 501C–506C (2009). doi:[10.1016/j.nuclphysa.2009.05.109](https://doi.org/10.1016/j.nuclphysa.2009.05.109). [arXiv:0901.1529](https://arxiv.org/abs/0901.1529) [astro-ph.CO]
178. W. Liao, Interaction of cosmic background neutrinos with matter of periodic structure. *Phys. Rev. D* **86**, 073011 (2012). doi:[10.1103/PhysRevD.86.073011](https://doi.org/10.1103/PhysRevD.86.073011). [arXiv:1207.6847](https://arxiv.org/abs/1207.6847) [hep-ph]
179. M.M. Hedman, Efficiently extracting energy from cosmological neutrinos. *JCAP* **09**, 029 (2013). doi:[10.1088/1475-7516/2013/09/029](https://doi.org/10.1088/1475-7516/2013/09/029). [arXiv:1307.0652](https://arxiv.org/abs/1307.0652) [astro-ph.CO]
180. S. Betts, et al., *Development of a Relic Neutrino Detection Experiment at PTOLEMY: Princeton Tritium Observatory for Light, Early-Universe, Massive-Neutrino Yield*, in *Snowmass 2013: Snowmass on the Mississippi* (2013). doi:[10.48550/arXiv.1307.4738](https://doi.org/10.48550/arXiv.1307.4738)
181. M.G. Betti, et al., Neutrino physics with the PTOLEMY project: active neutrino properties and the light sterile case. *JCAP* **07**, 047 (2019). doi:[10.1088/1475-7516/2019/07/047](https://doi.org/10.1088/1475-7516/2019/07/047). [arXiv:1902.05508](https://arxiv.org/abs/1902.05508) [astro-ph.CO]
182. R.A. Battye, A. Moss, Evidence for massive neutrinos from CMB and lensing observations. *Phys.Rev.Lett.* **112**, 051303 (2014). doi:[10.1103/PhysRevLett.112.051303](https://doi.org/10.1103/PhysRevLett.112.051303). [arXiv:arXiv:1308.5870](https://arxiv.org/abs/1308.5870) [astro-ph.CO]
183. V.N. Aseev, et al., An upper limit on electron antineutrino mass from Troitsk experiment. *Phys. Rev. D* **84**, 112003 (2011). doi:[10.1103/PhysRevD.84.112003](https://doi.org/10.1103/PhysRevD.84.112003). [arXiv:1108.5034](https://arxiv.org/abs/1108.5034) [hep-ex]
184. J. Rafelski, L. Labun, J. Birrell, Compact Ultradense Matter Impactors. *Phys. Rev. Lett.* **110**(11), 111102 (2013). doi:[10.1103/PhysRevLett.110.111102](https://doi.org/10.1103/PhysRevLett.110.111102). [arXiv:1104.4572](https://arxiv.org/abs/1104.4572) [astro-ph.EP]
185. R. Opher, Coherent scattering of cosmic neutrinos. *Astron. Astrophys.* **37**, 135–137 (1974)
186. R. Opher, Detection of solar and cosmic neutrinos by coherent scattering. *Astron. Astrophys.* **108**, 1–6 (1982)
187. P. Divari, Coherent and incoherent neutral current scattering for supernova detection. *Adv.High Energy Phys.* **2012**, 379460 (2012). doi:[10.1155/2012/379460](https://doi.org/10.1155/2012/379460)
188. M.J. Biercuk, H. Uys, J.W. Britton, A.P. Vandevender, J.J. Bollinger, Ultrasensitive detection of force and displacement using trapped ions. *Nature Nanotechnology* **5**, 646–650 (2010). doi:[10.1038/nnano.2010.165](https://doi.org/10.1038/nnano.2010.165)
189. A. Ringwald, Y.Y. Wong, Gravitational clustering of relic neutrinos and implications for their detection. *JCAP* **0412**, 005 (2004). doi:[10.1088/1475-7516/2004/12/005](https://doi.org/10.1088/1475-7516/2004/12/005). [arXiv:hep-ph/0408241](https://arxiv.org/abs/hep-ph/0408241) [hep-ph]
190. B.R. Safdi, M. Lisanti, J. Spitz, J.A. Formaggio, Annual Modulation of Cosmic Relic Neutrinos. *Phys. Rev. D* **90**(4), 043001 (2014). doi:[10.1103/PhysRevD.90.043001](https://doi.org/10.1103/PhysRevD.90.043001). [arXiv:1404.0680](https://arxiv.org/abs/1404.0680) [astro-ph.CO]
191. H.A. Weldon, Covariant Calculations at Finite Temperature: The Relativistic Plasma. *Phys. Rev. D* **26**, 1394 (1982). doi:[10.1103/PhysRevD.26.1394](https://doi.org/10.1103/PhysRevD.26.1394)

192. S. Mrówczyński, Small oscillations of a collisionless quark plasma. *Phys. Lett. B* **188**, 129–132 (1987). doi:[10.1016/0370-2693\(87\)90718-0](https://doi.org/10.1016/0370-2693(87)90718-0)
193. S. Mrówczyński, Kinetic theory approach to quark - gluon plasma oscillations. *Phys. Rev. D* **39**, 1940–1946 (1989). doi:[10.1103/PhysRevD.39.1940](https://doi.org/10.1103/PhysRevD.39.1940)
194. J.P. Blaizot, E. Iancu, Kinetic equations for long wavelength excitations of the quark - gluon plasma. *Phys. Rev. Lett.* **70**, 3376–3379 (1993). doi:[10.1103/PhysRevLett.70.3376](https://doi.org/10.1103/PhysRevLett.70.3376). arXiv:[hep-ph/9301236](https://arxiv.org/abs/hep-ph/9301236)
195. P.F. Kelly, Q. Liu, C. Lucchesi, C. Manuel, Deriving the hard thermal loops of QCD from classical transport theory. *Phys. Rev. Lett.* **72**, 3461–3463 (1994). doi:[10.1103/PhysRevLett.72.3461](https://doi.org/10.1103/PhysRevLett.72.3461). arXiv:[hep-ph/9403403](https://arxiv.org/abs/hep-ph/9403403)
196. P.F. Kelly, Q. Liu, C. Lucchesi, C. Manuel, Classical transport theory and hard thermal loops in the quark - gluon plasma. *Phys. Rev. D* **50**, 4209–4218 (1994). doi:[10.1103/PhysRevD.50.4209](https://doi.org/10.1103/PhysRevD.50.4209). arXiv:[hep-ph/9406285](https://arxiv.org/abs/hep-ph/9406285)
197. J.P. Blaizot, E. Iancu, The Quark gluon plasma: Collective dynamics and hard thermal loops. *Phys. Rept.* **359**, 355–528 (2002). doi:[10.1016/S0370-1573\(01\)00061-8](https://doi.org/10.1016/S0370-1573(01)00061-8). arXiv:[hep-ph/0101103](https://arxiv.org/abs/hep-ph/0101103)
198. S.R. De Groot, W.A. Van Leeuwen, C.G. Van Weert, *Relativistic Kinetic Theory. Principles and Applications* (North Holland, 1980). URL https://www.google.com/books/edition/Relativistic_Kinetic_Theory/wkZ-AAAAIAAJ?hl=en
199. C. Cercignani, G.M. Kremer, *Relativistic Boltzmann Equation* (Birkhäuser Basel, Basel, 2002), pp. 31–63. doi:[10.1007/978-3-0348-8165-4_2](https://doi.org/10.1007/978-3-0348-8165-4_2)
200. R. Hakim, *Introduction to Relativistic Statistical Mechanics* (World Scientific, 2011). doi:[10.1142/7881](https://doi.org/10.1142/7881)
201. M.E. Carrington, T. Fugleberg, D. Pickering, M.H. Thoma, Dielectric functions and dispersion relations of ultrarelativistic plasmas with collisions. *Can. J. Phys.* **82**, 671–678 (2004). doi:[10.1139/p04-035](https://doi.org/10.1139/p04-035). arXiv:[hep-ph/0312103](https://arxiv.org/abs/hep-ph/0312103)
202. B. Schenke, M. Strickland, C. Greiner, M.H. Thoma, A Model of the effect of collisions on QCD plasma instabilities. *Phys. Rev. D* **73**, 125004 (2006). doi:[10.1103/PhysRevD.73.125004](https://doi.org/10.1103/PhysRevD.73.125004). arXiv:[hep-ph/0603029](https://arxiv.org/abs/hep-ph/0603029)
203. H. Heiselberg, C.J. Pethick, Transport and relaxation in degenerate quark plasmas. *Phys. Rev. D* **48**, 2916–2928 (1993). doi:[10.1103/PhysRevD.48.2916](https://doi.org/10.1103/PhysRevD.48.2916)
204. J. Ahonen, K. Enqvist, Electrical conductivity in the early universe. *Phys. Lett. B* **382**, 40–44 (1996). doi:[10.1016/0370-2693\(96\)00633-8](https://doi.org/10.1016/0370-2693(96)00633-8). arXiv:[hep-ph/9602357](https://arxiv.org/abs/hep-ph/9602357)
205. G. Baym, H. Heiselberg, The Electrical conductivity in the early universe. *Phys. Rev. D* **56**, 5254–5259 (1997). doi:[10.1103/PhysRevD.56.5254](https://doi.org/10.1103/PhysRevD.56.5254). arXiv:[astro-ph/9704214](https://arxiv.org/abs/astro-ph/9704214)
206. J. Ahonen, Transport coefficients in the early universe. *Phys. Rev. D* **59**, 023004 (1999). doi:[10.1103/PhysRevD.59.023004](https://doi.org/10.1103/PhysRevD.59.023004). arXiv:[hep-ph/9801434](https://arxiv.org/abs/hep-ph/9801434)
207. H. Heiselberg, *Transport properties of quark and gluon plasmas*, in *Workshop on Pre-Equilibrium Parton Dynamics in Heavy Ion Collisions* (1994), pp. 125–136. doi:[10.48550/arXiv.hep-ph/9401300](https://doi.org/10.48550/arXiv.hep-ph/9401300)
208. P.B. Arnold, G.D. Moore, L.G. Yaffe, Effective kinetic theory for high temperature gauge theories. *JHEP* **01**, 030 (2003). doi:[10.1088/1126-6708/2003/01/030](https://doi.org/10.1088/1126-6708/2003/01/030). arXiv:[hep-ph/0209353](https://arxiv.org/abs/hep-ph/0209353)
209. P.B. Arnold, G.D. Moore, L.G. Yaffe, Transport coefficients in high temperature gauge theories. 2. Beyond leading log. *JHEP* **05**, 051 (2003). doi:[10.1088/1126-6708/2003/05/051](https://doi.org/10.1088/1126-6708/2003/05/051). arXiv:[hep-ph/0302165](https://arxiv.org/abs/hep-ph/0302165)
210. D. Satow, Nonlinear electromagnetic response in quark-gluon plasma. *Phys. Rev. D* **90**(3), 034018 (2014). doi:[10.1103/PhysRevD.90.034018](https://doi.org/10.1103/PhysRevD.90.034018). arXiv:[1406.7032](https://arxiv.org/abs/1406.7032) [hep-ph]
211. P.L. Bhatnagar, E.P. Gross, M. Krook, A Model for Collision Processes in Gases. 1. Small Amplitude Processes in Charged and Neutral One-Component Systems. *Phys. Rev.* **94**, 511–525 (1954). doi:[10.1103/PhysRev.94.511](https://doi.org/10.1103/PhysRev.94.511)
212. J.M. Greene, Improved Bhatnagar-Gross-Krook model of electron-ion collisions. *The Physics of Fluids* **16**(11), 2022–2023 (1973). doi:[10.1063/1.1694254](https://doi.org/10.1063/1.1694254). https://pubs.aip.org/aip/pfl/article-pdf/16/11/2022/12262579/2022_1_online.pdf
213. G.S. Rocha, G.S. Denicol, J. Noronha, Novel Relaxation Time Approximation to the Relativistic Boltzmann Equation. *Phys. Rev. Lett.* **127**(4), 042301 (2021). doi:[10.1103/PhysRevLett.127.042301](https://doi.org/10.1103/PhysRevLett.127.042301). arXiv:[2103.07489](https://arxiv.org/abs/2103.07489) [nucl-th]

214. P. Singha, S. Bhadury, A. Mukherjee, A. Jaiswal, Relativistic BGK hydrodynamics. *Eur. Phys. J. C* **84**(4), 417 (2024). doi:[10.1140/epjc/s10052-024-12784-9](https://doi.org/10.1140/epjc/s10052-024-12784-9). [arXiv:2301.00544](https://arxiv.org/abs/2301.00544) [nucl-th]
215. A. Das, H. Mishra, R.K. Mohapatra, Diffusion matrix associated with the diffusion processes of multiple conserved charges in a hot and dense hadronic matter. *Phys. Rev. D* **106**(1), 014013 (2022). doi:[10.1103/PhysRevD.106.014013](https://doi.org/10.1103/PhysRevD.106.014013). [arXiv:2109.01543](https://arxiv.org/abs/2109.01543) [nucl-th]
216. C. Grayson, C.T. Yang, M. Formanek, J. Rafelski, Electron–positron plasma in BBN: Damped-dynamic screening. *Annals Phys.* **458**, 169453 (2023). doi:[10.1016/j.aop.2023.169453](https://doi.org/10.1016/j.aop.2023.169453). [arXiv:2307.11264](https://arxiv.org/abs/2307.11264) [astro-ph.CO]
217. R. Hakim, Relativistic perfect gas in an external force field. *Phys. Rev.* **162**, 128–133 (1967). doi:[10.1103/PhysRev.162.128](https://doi.org/10.1103/PhysRev.162.128)
218. D. Melrose, *Quantum plasmadynamics: Magnetized plasmas* (Springer, 2013). doi:[10.1007/978-1-4614-4045-1](https://doi.org/10.1007/978-1-4614-4045-1)
219. R. Starke, G.A.H. Schober, Relativistic covariance of Ohm’s law. *Int. J. Mod. Phys. D* **25**(11), 1640010 (2016). doi:[10.1142/S0218271816400101](https://doi.org/10.1142/S0218271816400101). [arXiv:1409.3723](https://arxiv.org/abs/1409.3723) [math-ph]
220. P. Debye, E. Hückel, Zur theorie der elektrolyte. ii. Das Grenzgesetz für die elektrische Leitfähigkeit. *Phys* **305** (1923)
221. B. Wang, C.A. Bertulani, A.B. Balantekin, Electron screening and its effects on Big-Bang nucleosynthesis. *Phys. Rev. C* **83**, 018801 (2011). doi:[10.1103/PhysRevC.83.018801](https://doi.org/10.1103/PhysRevC.83.018801). [arXiv:1010.1565](https://arxiv.org/abs/1010.1565) [astro-ph.CO]
222. C. Grayson, C.T. Yang, M. Formanek, J. Rafelski, Self-consistent strong screening applied to thermonuclear reactions. *ApJ*, In print (2024). [arXiv:2406.13055](https://arxiv.org/abs/2406.13055) [nucl-th]
223. A. Steinmetz, Modern topics in relativistic spin dynamics and magnetism. Ph.D. thesis, Arizona U. (2023). HDL:[10150/670301](https://hdl.handle.net/10150/670301) [arXiv:2310.07193](https://arxiv.org/abs/2310.07193) [hep-ph]
224. I. Kuznetsova, J. Rafelski, Electron-Positron Plasma Drop Formed by Ultra-Intense Laser Pulses. *Phys. Rev. D* **85**, 085014 (2012). doi:[10.1103/PhysRevD.85.085014](https://doi.org/10.1103/PhysRevD.85.085014). [arXiv:1109.3546](https://arxiv.org/abs/1109.3546) [physics.plasm-ph]
225. I. Kuznetsova, D. Habs, J. Rafelski, Thermal reaction processes in a relativistic QED plasma drop. *Phys. Rev. D* **81**, 053007 (2010). doi:[10.1103/PhysRevD.81.053007](https://doi.org/10.1103/PhysRevD.81.053007). [arXiv:0911.0118](https://arxiv.org/abs/0911.0118) [physics.plasm-ph]
226. M.B. Kislinger, P.D. Morley, Collective Phenomena in Gauge Theories. 1. The Plasmon Effect for Yang-Mills Fields. *Phys. Rev. D* **13**, 2765 (1976). doi:[10.1103/PhysRevD.13.2765](https://doi.org/10.1103/PhysRevD.13.2765)
227. R.W. Pattie, Jr., et al., Measurement of the neutron lifetime using a magnetogravitational trap and in situ detection. *Science* **360**(6389), 627–632 (2018). doi:[10.1126/science.aan8895](https://doi.org/10.1126/science.aan8895). [arXiv:1707.01817](https://arxiv.org/abs/1707.01817) [nucl-ex]
228. A. Czarnecki, W.J. Marciano, A. Sirlin, Neutron Lifetime and Axial Coupling Connection. *Phys. Rev. Lett.* **120**(20), 202002 (2018). doi:[10.1103/PhysRevLett.120.202002](https://doi.org/10.1103/PhysRevLett.120.202002). [arXiv:1802.01804](https://arxiv.org/abs/1802.01804) [hep-ph]
229. W.J. Marciano, A. Sirlin, Improved calculation of electroweak radiative corrections and the value of $V(\text{ud})$. *Phys. Rev. Lett.* **96**, 032002 (2006). doi:[10.1103/PhysRevLett.96.032002](https://doi.org/10.1103/PhysRevLett.96.032002). [arXiv:hep-ph/0510099](https://arxiv.org/abs/hep-ph/0510099)
230. W.J. Marciano, Fundamental Neutron Physics. *Phys. Procedia* **51**, 19–24 (2014). doi:[10.1016/j.phpro.2013.12.006](https://doi.org/10.1016/j.phpro.2013.12.006)
231. D.H. Wilkinson, Analysis of neutron beta decay. *Nucl. Phys. A* **377**, 474–504 (1982). doi:[10.1016/0375-9474\(82\)90051-3](https://doi.org/10.1016/0375-9474(82)90051-3)
232. C.T. Yang, J. Birrell, J. Rafelski, Temperature Dependence of the Neutron Lifespan. *arXiv preprint* (2018). [arXiv:1805.06543](https://arxiv.org/abs/1805.06543) [nucl-th]
233. E.E. Salpeter, Electron screening and thermonuclear reactions. *Austral. J. Phys.* **7**, 373–388 (1954). doi:[10.1071/PH540373](https://doi.org/10.1071/PH540373)
234. E.E. Salpeter, H.M. van Horn, Nuclear Reaction Rates at High Densities. *ApJ* **155**, 183 (1969). doi:[10.1086/149858](https://doi.org/10.1086/149858)
235. M.A. Famiano, A.B. Balantekin, T. Kajino, Low-lying Resonances and Relativistic Screening in Big Bang Nucleosynthesis. *Phys. Rev. C* **93**(4), 045804 (2016). doi:[10.1103/PhysRevC.93.045804](https://doi.org/10.1103/PhysRevC.93.045804). [arXiv:1603.03137](https://arxiv.org/abs/1603.03137) [astro-ph.CO]

236. C. Carraro, A. Schafer, S. Koonin, Dynamic screening of thermonuclear reactions. *Astrophysical Journal*, Part 1 (ISSN 0004-637X), vol. 331, Aug. 1, 1988, p. 565-571. **331**, 565–571 (1988). doi:[10.1086/166582](https://doi.org/10.1086/166582)
237. A.V. Gruzinov, Dynamic screening and thermonuclear reaction rates. *Astrophys. J.* **496**, 503 (1998). doi:[10.1086/305349](https://doi.org/10.1086/305349). [arXiv:astro-ph/9702064](https://arxiv.org/abs/astro-ph/9702064)
238. E. Hwang, D. Jang, K. Park, M. Kusakabe, T. Kajino, A.B. Balantekin, T. Maruyama, C.M. Ryu, M.K. Cheoun, Dynamical screening effects on big bang nucleosynthesis. *JCAP* **11**, 017 (2021). doi:[10.1088/1475-7516/2021/11/017](https://doi.org/10.1088/1475-7516/2021/11/017). [arXiv:2102.09801](https://arxiv.org/abs/2102.09801) [nucl-th]
239. C. Labaune, C. Baccou, S. Depierreux, C. Goyon, G. Loisel, V. Yahia, J. Rafelski, Fusion reactions initiated by laser-accelerated particle beams in a laser-produced plasma. *Nature Commun.* **4**, 2506 (2013). doi:[10.1038/ncomms3506](https://doi.org/10.1038/ncomms3506). [arXiv:1310.2002](https://arxiv.org/abs/1310.2002) [physics.plasm-ph]
240. D. Margarone, J. Bonvalet, L. Giuffrida, A. Morace, V. Kantarelou, M. Tosca, D. Raffestin, P. Nicolai, A. Picciotto, Y. Abe, et al., In-target proton–boron nuclear fusion using a pw-class laser. *MDPI Applied sciences* **12**(3), 1444 (2022). doi:[10.3390/app12031444](https://doi.org/10.3390/app12031444)
241. H. Wennerström, E.V. Estrada, J. Danielsson, M. Oliveberg, Colloidal stability of the living cell. *Proceedings of the National Academy of Sciences* **117**(19), 10113–10121 (2020). doi:[10.1073/pnas.1914599117](https://doi.org/10.1073/pnas.1914599117)
242. Q. Zhang, Z. Huang, J. Hu, B. Chen, S. Hou, T. Wang, K. Fang, Astrophysical $s(e)$ for the $9\text{Be}(p, d)^8\text{Be}$ and $^9\text{Be}(p, \alpha)^6\text{Li}$ reactions by direct measurement. *The Astrophysical Journal* **893**(2), 126 (2020). doi:[10.3847/1538-4357/ab8222](https://doi.org/10.3847/1538-4357/ab8222)
243. C. Pitrou, A. Coc, J.P. Uzan, E. Vangioni, Resolving conclusions about the early Universe requires accurate nuclear measurements. *Nature Rev. Phys.* **3**(4), 231–232 (2021). doi:[10.1038/s42254-021-00294-6](https://doi.org/10.1038/s42254-021-00294-6). [arXiv:2104.11148](https://arxiv.org/abs/2104.11148) [astro-ph.CO]
244. C.A. Bertulani, F.W. Hall, B.I. Santoyo, Big Bang nucleosynthesis as a probe of new physics. *EPJ Web Conf.* **275**, 01003 (2023). doi:[10.1051/epjconf/202327501003](https://doi.org/10.1051/epjconf/202327501003). [arXiv:2210.04071](https://arxiv.org/abs/2210.04071) [nucl-th]
245. J.N. Bahcall, M.H. Pinsonneault, S. Basu, Solar models: Current epoch and time dependences, neutrinos, and helioseismological properties. *The Astrophysical Journal* **555**(2), 990 (2001). doi:[10.1086/321493](https://doi.org/10.1086/321493)
246. E. Salpeter, H. Van Horn, Nuclear reaction rates at high densities. *Astrophysical Journal*, vol. 155, p. 183 **155**, 183 (1969). doi:[10.1086/149858](https://doi.org/10.1086/149858)
247. M. Opher, R. Opher, Dynamic screening in thermonuclear reactions. *Astrophys. J.* **535**, 473–474 (2000). doi:[10.1086/308808](https://doi.org/10.1086/308808). [arXiv:astro-ph/9908218](https://arxiv.org/abs/astro-ph/9908218)
248. X. Yao, T. Mehen, B. Müller, Dynamical screening of α - α resonant scattering and thermal nuclear scattering rate in a plasma. *Phys. Rev. D* **95**(11), 116002 (2017). doi:[10.1103/PhysRevD.95.116002](https://doi.org/10.1103/PhysRevD.95.116002). [arXiv:1609.00383](https://arxiv.org/abs/1609.00383) [nucl-th]
249. N. Sasankan, A. Kedia, M. Kusakabe, G.J. Mathews, Analysis of the Multi-component Relativistic Boltzmann Equation for Electron Scattering in Big Bang Nucleosynthesis. *Phys. Rev. D* **101**(12), 123532 (2020). doi:[10.1103/PhysRevD.101.123532](https://doi.org/10.1103/PhysRevD.101.123532). [arXiv:1911.07334](https://arxiv.org/abs/1911.07334) [nucl-th]
250. A. Kedia, N. Sasankan, G.J. Mathews, M. Kusakabe, Simulations of Multi-Component Relativistic Thermalization. *Phys. Rev. E* **103**, 032101 (2021). doi:[10.1103/PhysRevE.103.032101](https://doi.org/10.1103/PhysRevE.103.032101). [arXiv:2004.13186](https://arxiv.org/abs/2004.13186) [cond-mat.stat-mech]
251. L. Stenflo, M. Yu, P. Shukla, Shielding of a low test charge in a collisional plasma. *Physics of Fluids* **16**(3), 450–452 (1973). doi:[10.1063/1.1694361](https://doi.org/10.1063/1.1694361)
252. P.K. Shukla, A. Mamun, *Introduction to dusty plasma physics* (CRC press, 2015). doi:[doi:10.1088/0741-3335/44/3/701](https://doi.org/10.1088/0741-3335/44/3/701)
253. M. Lampe, G. Joyce, G. Ganguli, V. Gavrishchaka, Interactions between dust grains in a dusty plasma. *Physics of Plasmas* **7**(10), 3851–3861 (2000). doi:[10.1063/1.1288910](https://doi.org/10.1063/1.1288910)
254. P.K. Shukla, N.N. Rao, Coulomb crystallization in colloidal plasmas with streaming ions and dust grains. *Physics of Plasmas* **3**(5), 1770–1772 (1996). doi:[10.1063/1.871695](https://doi.org/10.1063/1.871695)
255. D. Montgomery, G. Joyce, R. Sugihara, Inverse third power law for the shielding of test particles. *Plasma Physics* **10**(7), 681 (1968). doi:[10.1088/0032-1028/10/7/304](https://doi.org/10.1088/0032-1028/10/7/304)

256. P.A. Kravchuk, D.G. Yakovlev, Strong plasma screening in thermonuclear reactions: Electron drop model. *Phys. Rev. C* **89**, 015802 (2014). doi:[10.1103/PhysRevC.89.015802](https://doi.org/10.1103/PhysRevC.89.015802)
257. M. Giovannini, Probing large-scale magnetism with the Cosmic Microwave Background. *Class. Quant. Grav.* **35**(8), 084003 (2018). doi:[10.1088/1361-6382/aab17d](https://doi.org/10.1088/1361-6382/aab17d). [arXiv:1712.07598](https://arxiv.org/abs/1712.07598) [astro-ph.CO]
258. M. Giovannini, The Magnetized universe. *Int. J. Mod. Phys. D* **13**, 391–502 (2004). doi:[10.1142/S0218271804004530](https://doi.org/10.1142/S0218271804004530). [arXiv:astro-ph/0312614](https://arxiv.org/abs/astro-ph/0312614)
259. P.P. Kronberg, Extragalactic magnetic fields. *Reports on Progress in Physics* **57**(4), 325 (1994). doi:[10.1088/0034-4885/57/4/001](https://doi.org/10.1088/0034-4885/57/4/001)
260. A. Neronov, I. Vovk, Evidence for strong extragalactic magnetic fields from fermi observations of tev blazars. *Science* **328**(5974), 73–75 (2010). doi:[10.1126/science.1184192](https://doi.org/10.1126/science.1184192)
261. A.M. Taylor, I. Vovk, A. Neronov, Extragalactic magnetic fields constraints from simultaneous gev–tev observations of blazars. *Astronomy & Astrophysics* **529**, A144 (2011). doi:[10.1051/0004-6361/201116441](https://doi.org/10.1051/0004-6361/201116441)
262. M.S. Pshirkov, P.G. Tinyakov, F.R. Urban, New limits on extragalactic magnetic fields from rotation measures. *Phys. Rev. Lett.* **116**(19), 191302 (2016). doi:[10.1103/PhysRevLett.116.191302](https://doi.org/10.1103/PhysRevLett.116.191302). [arXiv:1504.06546](https://arxiv.org/abs/1504.06546) [astro-ph.CO]
263. K. Jedamzik, A. Saveliev, Stringent limit on primordial magnetic fields from the cosmic microwave background radiation. *Physical review letters* **123**(2), 021301 (2019). doi:[10.1103/PhysRevLett.123.021301](https://doi.org/10.1103/PhysRevLett.123.021301)
264. T. Vernstrom, G. Heald, F. Vazza, T.J. Galvin, J.L. West, N. Locatelli, N. Fornengo, E. Pinetti, Discovery of magnetic fields along stacked cosmic filaments as revealed by radio and X-ray emission. *Monthly Notices of the Royal Astronomical Society* **505**(3), 4178–4196 (2021). doi:[10.1093/mnras/stab1301](https://doi.org/10.1093/mnras/stab1301)
265. M. Giovannini, The scaling of primordial gauge fields. *Physics Letters B* **842**, 137967 (2023). doi:[10.1016/j.physletb.2023.137967](https://doi.org/10.1016/j.physletb.2023.137967)
266. R.A. Batista, A. Saveliev, The gamma-ray window to intergalactic magnetism. *Universe* **7**(7) (2021). doi:[10.3390/universe7070223](https://doi.org/10.3390/universe7070223)
267. V.P. Pomakov, S.P. O’Sullivan, M. Brüggen, F. Vazza, E. Carretti, G.H. Heald, C. Horellou, T. Shimwell, A. Shulevski, T. Vernstrom, The redshift evolution of extragalactic magnetic fields. *Monthly Notices of the Royal Astronomical Society* **515**(1), 256–270 (2022). doi:[10.1093/mnras/stac1805](https://doi.org/10.1093/mnras/stac1805)
268. B.M. Gaensler, R. Beck, L. Feretti, The origin and evolution of cosmic magnetism. *New Astronomy Reviews* **48**(11–12), 1003–1012 (2004). doi:[10.1016/j.newar.2004.09.003](https://doi.org/10.1016/j.newar.2004.09.003)
269. R. Durrer, A. Neronov, Cosmological magnetic fields: their generation, evolution and observation. *The Astronomy and Astrophysics Review* **21**, 1–109 (2013). doi:[10.1007/s00159-013-0062-7](https://doi.org/10.1007/s00159-013-0062-7)
270. K. Jedamzik, T. Abel, Small-scale primordial magnetic fields and anisotropies in the cosmic microwave background radiation. *JCAP* **10**, 050 (2013). doi:[10.1088/1475-7516/2013/10/050](https://doi.org/10.1088/1475-7516/2013/10/050)
271. K. Jedamzik, L. Pogosian, Relieving the hubble tension with primordial magnetic fields. *Physical Review Letters* **125**(18), 181302 (2020). doi:[10.1103/PhysRevLett.125.181302](https://doi.org/10.1103/PhysRevLett.125.181302)
272. A. Steinmetz, M. Formanek, J. Rafelski, Magnetic Dipole Moment in Relativistic Quantum Mechanics. *Eur. Phys. J. A* **55**(3), 40 (2019). doi:[10.1140/epja/i2019-12715-5](https://doi.org/10.1140/epja/i2019-12715-5). [arXiv:1811.06233](https://arxiv.org/abs/1811.06233) [hep-ph]
273. E. Tiesinga, P.J. Mohr, D.B. Newell, B.N. Taylor, CODATA recommended values of the fundamental physical constants: 2018. *Rev. Mod. Phys.* **93**(2), 025010 (2021). doi:[10.1103/RevModPhys.93.025010](https://doi.org/10.1103/RevModPhys.93.025010)
274. H.T. Elze, W. Greiner, J. Rafelski, The relativistic Fermi gas revisited. *J. Phys. G* **6**, L149–L153 (1980). doi:[10.1088/0305-4616/6/9/003](https://doi.org/10.1088/0305-4616/6/9/003)
275. W. Greiner, L. Neise, H. Stöcker, *Thermodynamics and statistical mechanics* (Springer Science & Business Media, 2012). doi:[10.1007/978-1-4612-0827-3](https://doi.org/10.1007/978-1-4612-0827-3). [orig. pub. 1995]
276. Haynsworth, E.V and Goldberg, K., in *Handbook of mathematical functions with formulas, graphs, and mathematical tables*, ed. by M. Abramowitz, I.A. Stegun (National Bureau of Standards, Washington D.C., 1972), chap. 23.1

277. W. Greiner, J. Reinhardt, *Quantum electrodynamics* (Springer Science & Business Media, 2008). doi:[10.1007/978-3-540-87561-1](https://doi.org/10.1007/978-3-540-87561-1)
278. J. Rafelski, M. Formanek, A. Steinmetz, Relativistic Dynamics of Point Magnetic Moment. *Eur. Phys. J. C* **78**(1), 6 (2018). doi:[10.1140/epjc/s10052-017-5493-2](https://doi.org/10.1140/epjc/s10052-017-5493-2). [arXiv:1712.01825](https://arxiv.org/abs/1712.01825) [physics.class-ph]
279. M. Formanek, A. Steinmetz, J. Rafelski, Classical neutral point particle in linearly polarized EM plane wave field. *Plasma Phys. Control. Fusion* **61**(8), 084006 (2019). doi:[10.1088/1361-6587/ab242e](https://doi.org/10.1088/1361-6587/ab242e). [arXiv:1904.10587](https://arxiv.org/abs/1904.10587) [hep-ph]
280. M. Formanek, A. Steinmetz, J. Rafelski, Motion of classical charged particles with magnetic moment in external plane-wave electromagnetic fields. *Phys. Rev. A* **103**(5), 052218 (2021). doi:[10.1103/PhysRevA.103.052218](https://doi.org/10.1103/PhysRevA.103.052218). [arXiv:2103.02594](https://arxiv.org/abs/2103.02594) [physics.class-ph]
281. F. Vazza, M. Brüggen, C. Gheller, S. Hackstein, D. Wittor, P.M. Hinz, Simulations of extragalactic magnetic fields and of their observables. *Class. Quant. Grav.* **34**(23), 234001 (2017). doi:[10.1088/1361-6382/aa8e60](https://doi.org/10.1088/1361-6382/aa8e60). [arXiv:1711.02669](https://arxiv.org/abs/1711.02669) [astro-ph.CO]
282. T. Vachaspati, Progress on cosmological magnetic fields. *Rept. Prog. Phys.* **84**(7), 074901 (2021). doi:[10.1088/1361-6633/ac03a9](https://doi.org/10.1088/1361-6633/ac03a9). [arXiv:2010.10525](https://arxiv.org/abs/2010.10525) [astro-ph.CO]
283. R. Gopal, S. Sethi, Generation of magnetic field in the pre-recombination era. *Mon. Not. Roy. Astron. Soc.* **363**, 521–528 (2005). doi:[10.1111/j.1365-2966.2005.09442.x](https://doi.org/10.1111/j.1365-2966.2005.09442.x). [arXiv:astro-ph/0411170](https://arxiv.org/abs/astro-ph/0411170)
284. L.M. Perrone, G. Gregori, B. Reville, L.O. Silva, R. Bingham, Neutrino-electron magnetohydrodynamics in an expanding universe. *Phys. Rev. D* **104**(12), 123013 (2021). doi:[10.1103/PhysRevD.104.123013](https://doi.org/10.1103/PhysRevD.104.123013). [arXiv:2106.14892](https://arxiv.org/abs/2106.14892) [astro-ph.CO]
285. S. Evans, J. Rafelski, Emergence of periodic in magnetic moment effective QED action. *Phys. Lett. B* **831**, 137190 (2022). doi:[10.1016/j.physletb.2022.137190](https://doi.org/10.1016/j.physletb.2022.137190). [arXiv:2203.13145](https://arxiv.org/abs/2203.13145) [hep-ph]
286. J. Rafelski, S. Evans, L. Labun, Study of QED singular properties for variable gyromagnetic ratio $g \simeq 2$. *Phys. Rev. D* **107** (2023). doi:[10.1103/PhysRevD.107.076002](https://doi.org/10.1103/PhysRevD.107.076002). [arXiv:2212.13165](https://arxiv.org/abs/2212.13165) [hep-th]
287. R. Ruffini, G. Vereshchagin, S.S. Xue, Electron-positron pairs in physics and astrophysics: from heavy nuclei to black holes. *Phys. Rept.* **487**, 1–140 (2010). doi:[10.1016/j.physrep.2009.10.004](https://doi.org/10.1016/j.physrep.2009.10.004). [arXiv:0910.0974](https://arxiv.org/abs/0910.0974) [astro-ph.HE]
288. R. Ruffini, G. Vereshchagin, Electron-positron plasma in GRBs and in cosmology. *Nuovo Cim. C* **036**(s01), 255–266 (2013). doi:[10.1393/ncc/i2013-11500-0](https://doi.org/10.1393/ncc/i2013-11500-0). [arXiv:1205.3512](https://arxiv.org/abs/1205.3512) [astro-ph.CO]
289. E.J. Ferrer, A. Hackebill, Thermodynamics of Neutrons in a Magnetic Field and its Implications for Neutron Stars. *Phys. Rev. C* **99**(6), 065803 (2019). doi:[10.1103/PhysRevC.99.065803](https://doi.org/10.1103/PhysRevC.99.065803). [arXiv:1903.08224](https://arxiv.org/abs/1903.08224) [nucl-th]
290. E.J. Ferrer, A. Hackebill, The Importance of the Pressure Anisotropy Induced by Strong Magnetic Fields on Neutron Star Physics. *J. Phys. Conf. Ser.* **2536**(1), 012007 (2023). doi:[10.1088/1742-6596/2536/1/012007](https://doi.org/10.1088/1742-6596/2536/1/012007)
291. H. Yan, Z. Ma, C. Ling, C. Cheng, J. Huang, First Batch of $z \approx 11$ –20 Candidate Objects Revealed by the James Webb Space Telescope Early Release Observations on SMACS 0723-73. *Astrophys. J. Lett.* **942**(1), L9 (2023). doi:[10.3847/2041-8213/aca80c](https://doi.org/10.3847/2041-8213/aca80c). [arXiv:2207.11558](https://arxiv.org/abs/2207.11558) [astro-ph.GA]
292. N.J. Adams, C.J. Conselice, L. Ferreira, et al., Discovery and properties of ultra-high redshift galaxies ($9 < z < 12$) in the jwst ero smacs 0723 field. *Monthly Notices of the Royal Astronomical Society* **518**(3), 4755–4766 (2023). doi:[10.1093/mnras/stac3347](https://doi.org/10.1093/mnras/stac3347)
293. P.A. Haro, M. Dickinson, S.L. Finkelstein, et al., Confirmation and refutation of very luminous galaxies in the early universe. *Nature* (2023). doi:[10.1038/s41586-023-06521-7](https://doi.org/10.1038/s41586-023-06521-7)
294. R.L. Larson, et al., A CEERS Discovery of an Accreting Supermassive Black Hole 570 Myr after the Big Bang: Identifying a Progenitor of Massive $z > 6$ Quasars. *Astrophys. J. Lett.* **953**(2), L29 (2023). doi:[10.3847/2041-8213/ace619](https://doi.org/10.3847/2041-8213/ace619). [arXiv:2303.08918](https://arxiv.org/abs/2303.08918) [astro-ph.GA]
295. J. Birrell, M. Formanek, A. Steinmetz, C.T. Yang, J. Rafelski, Fermi-Dirac Integrals in Degenerate Regimes: Novel Asymptotic Expansion. *Int. J. Theor. Phys.* **63**(7), 163 (2024). doi:[10.1007/s10773-024-05695-8](https://doi.org/10.1007/s10773-024-05695-8). [arXiv:2405.05287](https://arxiv.org/abs/2405.05287) [cond-mat.quant-gas]

296. F. Melia, A Candid Assessment of Standard Cosmology. *Publ. Astron. Soc. Pac.* **134**(1042), 121001 (2022). doi:[10.1088/1538-3873/aca51f](https://doi.org/10.1088/1538-3873/aca51f)
297. F. Melia, Strong observational support for the $R_h=ct$ timeline in the early universe. *Phys. Dark Univ.* **46**, 101587 (2024). doi:[10.1016/j.dark.2024.101587](https://doi.org/10.1016/j.dark.2024.101587). arXiv:[2407.15279](https://arxiv.org/abs/2407.15279) [astro-ph.CO]
298. M. Formanek, S. Evans, J. Rafelski, A. Steinmetz, C.T. Yang, Strong fields and neutral particle magnetic moment dynamics. *Plasma Phys. Control. Fusion* **60**, 074006 (2018). doi:[10.1088/1361-6587/aac06a](https://doi.org/10.1088/1361-6587/aac06a). arXiv:[1712.07698](https://arxiv.org/abs/1712.07698) [hep-ph]
299. J. Rafelski, J. Birrell, The hot Hagedorn Universe. *EPJ Web Conf.* **126**, 03005 (2016). doi:[10.1051/epjconf/201612603005](https://doi.org/10.1051/epjconf/201612603005). arXiv:[1604.08689](https://arxiv.org/abs/1604.08689) [hep-ph]
300. J. Rafelski, Connecting QGP-Heavy Ion Physics to the Early Universe. *Nucl. Phys. B Proc. Suppl.* **243-244**, 155–162 (2013). doi:[10.1016/j.nuclphysbps.2013.09.017](https://doi.org/10.1016/j.nuclphysbps.2013.09.017). arXiv:[1306.2471](https://arxiv.org/abs/1306.2471) [astro-ph.CO]
301. J. Lee, *Introduction to Smooth Manifolds*. Graduate Texts in Mathematics (Springer, 2003). doi:[10.1007/978-1-4419-9982-5](https://doi.org/10.1007/978-1-4419-9982-5)
302. J. Lee, *Riemannian Manifolds: An Introduction to Curvature*. Graduate Texts in Mathematics (Springer, 1997). doi:[10.1007/b98852](https://doi.org/10.1007/b98852)
303. I. Chavel, *Riemannian Geometry: A Modern Introduction*. Cambridge tracts in mathematics (Cambridge University Press, 1995). doi:[10.1017/CBO9780511616822](https://doi.org/10.1017/CBO9780511616822)
304. M. Tsamparlis, Induced volume forms with applications in relativistic kinetic theory. *General Relativity and Gravitation* **17**, 831–851 (1985). doi:[10.1007/BF00773681](https://doi.org/10.1007/BF00773681)
305. M. Pettini, *Geometry and Topology in Hamiltonian Dynamics and Statistical Mechanics*. Interdisciplinary Applied Mathematics (Springer, 2007). doi:[10.1007/978-0-387-49957-4](https://doi.org/10.1007/978-0-387-49957-4)
306. S. Hannestad, J. Madsen, Neutrino decoupling in the early universe. *Phys. Rev. D* **52**, 1764–1769 (1995). doi:[10.1103/PhysRevD.52.1764](https://doi.org/10.1103/PhysRevD.52.1764). arXiv:[astro-ph/9506015](https://arxiv.org/abs/astro-ph/9506015)
307. A.D. Dolgov, S.H. Hansen, D.V. Semikoz, Nonequilibrium corrections to the spectra of massless neutrinos in the early universe. *Nucl. Phys. B* **503**, 426–444 (1997). doi:[10.1016/S0550-3213\(97\)00479-3](https://doi.org/10.1016/S0550-3213(97)00479-3). arXiv:[hep-ph/9703315](https://arxiv.org/abs/hep-ph/9703315)
308. A.D. Dolgov, S.H. Hansen, D.V. Semikoz, Nonequilibrium corrections to the spectra of massless neutrinos in the early universe: Addendum. *Nucl. Phys. B* **543**, 269–274 (1999). doi:[10.1016/S0550-3213\(98\)00818-9](https://doi.org/10.1016/S0550-3213(98)00818-9). arXiv:[hep-ph/9805467](https://arxiv.org/abs/hep-ph/9805467)
309. N.Y. Gnedin, O.Y. Gnedin, Cosmological neutrino background revisited. *Astrophys. J.* **509**, 11–15 (1998). doi:[10.1086/306469](https://doi.org/10.1086/306469). arXiv:[astro-ph/9712199](https://arxiv.org/abs/astro-ph/9712199)
310. S. Esposito, G. Miele, S. Pastor, M. Peloso, O. Pisanti, Nonequilibrium spectra of degenerate relic neutrinos. *Nucl. Phys. B* **590**, 539–561 (2000). doi:[10.1016/S0550-3213\(00\)00554-X](https://doi.org/10.1016/S0550-3213(00)00554-X). arXiv:[astro-ph/0005573](https://arxiv.org/abs/astro-ph/0005573)
311. J. Wilkening, A. Cerfon, M. Landreman, Projected dynamics of kinetic equations with energy diffusion in spaces of orthogonal polynomials. *Journal of Computational Physics* **294**, 58–77 (2015). doi:[10.1016/j.jcp.2015.03.039](https://doi.org/10.1016/j.jcp.2015.03.039). arXiv:[1402.2971](https://arxiv.org/abs/1402.2971) [math.NA]
312. J. Wilkening, A. Cerfon, A Spectral Transform Method for Singular Sturm–Liouville Problems with Applications to Energy Diffusion in Plasma Physics. *SIAM Journal on Applied Mathematics* pp. 350–392 (2013). doi:[10.1137/130941948](https://doi.org/10.1137/130941948). arXiv:[1310.5074](https://arxiv.org/abs/1310.5074) [math.CA]
313. F. Olver, *Asymptotics and Special Functions*. AKP classics (A.K. Peters, 1997). doi:[10.1016/C2013-0-11254-8](https://doi.org/10.1016/C2013-0-11254-8)

Index

- acceleration parameter, 24, 33
- Antibaryons
 - in Universe, 68
- antimatter
 - disappearance, 196
- arrow of time, 8

- baryon, 7, 8, 12, 19, 24, 36, 145, 148
 - antibaryon, 9, 13, 39, 67
 - asymmetry, 39, 114, 145, 173, 179
 - conservation, 55
 - entropy ratio, 37, 39, 54, 66, 148, 184
 - per electron ratio, 174
 - per photon ratio, 17, 37, 39, 54
 - per proton ratio, 185
- BBN, 118
 - redshift, 33
- Bear Mountain
 - 1974 Symposium, 10
 - symposium, 10
- Bessel function, 44, 71, 75, 147, 152, 182
- Bhabha scattering, 151, 153, 155
- Big-Bang, 11, 16, 43, 163
 - BBN, 5, 9, 32, 145, 149, 155, 158, 168, 172
 - micro-bang comparison, 12, 38
- BNL
 - RHIC, 11, 38
- Boltzmann
 - approximation, 16, 39, 44, 48, 67, 71, 75, 146, 181, 183
 - distribution, 165, 169, 179, 183
 - H-theorem, 91
- Boltzmann-Einstein equation, 14, 17, 28, 86, 96
- Bose
 - distribution, 13, 14, 46, 177
- bottom quark, 8, 38, 49, 52, 54
 - non-stationary fugacity, 54
 - decay rate, 48
 - population equation, 49
 - production rate, 46

- C ν B, 122
- CERN, 10
 - LHC, 11, 12, 38
- charge neutrality, 66, 116, 145, 173, 179, 184

- chemical equilibrium, 8, 14, 18, 23, 38, 46, 54, 70, 94, 110, 217, 221, 230, 232, 248
- chemical potential, 14, 23, 94, 115, 117, 137, 151, 166, 178, 192
 - baryon, 66, 68
 - charge neutrality, 149
 - electron, 117, 150, 174, 184, 188
- CKM matrix, 48, 55, 159
- CMB, 9, 20, 28, 36, 93, 100, 111, 122, 123, 150, 173, 176, 185, 193
 - baryon to photon ratio, 117
- coarea formula, 203, 204, 206, 209, 239
 - semi-Riemannian, 206
- collision operator, 86, 87, 238
- Compton scattering, 151, 152, 165
- cosmology
 - deceleration parameter, 22, 24, 32
 - FLRW, 12, 14, 20, 34, 54, 86, 150, 177, 217, 218, 220
 - free-streaming, 96
 - Friedmann equations, 22
 - sign conventions, 19
- CP violation, 41, 49, 55

- detailed balance, 18, 41, 52, 73
- Dirac delta, 208
 - Fubini's theorem, 203, 209, 239, 241

- Einstein tensor, 21
- Einstein-Vlasov equation, 14, 16, 96
 - Hubble expansion, 15
- entropy
 - conservation, 26, 33, 100, 150, 161
 - current, 86, 98
 - degrees of freedom, 18, 27, 121
 - density, 17, 39, 44, 54, 67, 97, 102, 116, 148, 150, 184
 - per particle, 37
- Euler-Maclaurin integration, 179, 182, 184, 190

- Fermi
 - distribution, 13, 15, 46, 159, 177, 179, 191
 - Einstein-Vlasov distribution, 97, 122
- ferromagnetism, 186, 190–192

- free-streaming, 16, 28, 96, 113, 115, 119, 122, 249
 - energy density, 97
 - number density, 97
 - pressure, 97
 - quantum distribution, 16
- freeze-out, 15
 - chemical, 15
 - duration, 73
 - kinetic, 15
 - magnetic field, 64
 - temperature, 105
 - uncertainty, 72
- fugacity, 14, 15, 23, 51, 54, 94, 98, 100, 122, 178, 222, 230
 - neutrino, 98, 101
 - polarization, 178, 179, 185, 191
 - quark, 44, 66
 - strangeness, 66
- g-factor, 175, 187, 189
- hadrons, 65
 - abundance ratios, 67
 - gas phase, 10, 202
 - hadronization, 38, 43, 49, 54, 65, 103
- hadrons gas, 64
- Hagedorn, 10
 - temperature, 8, 10, 16, 65
- heavy-ion
 - collisions, 11, 13, 38, 142
 - fields, 61
 - magnetic fields, 64
 - micro-bang, 11
- Higgs, 33, 38, 39
 - field, 112
 - particle abundance, 39
 - vacuum expectation value, 107
- Higgs-particle, 38, 39, 43
- Hubble
 - equation, 12, 72, 248
 - length, 105
 - parameter, 45, 104, 113, 122
 - tension, 112, 173
 - time, 47, 51, 56, 70
- Hubble parameter, 7, 12, 15, 19, 22, 25
 - minimum, 22
 - tension, 7, 26, 28
- hyperon, 57, 66, 69, 75
 - polarization, 64
 - production rate, 75
- hypersurface area form, 202
- induced volume form, 203, 207, 209, 213, 241
- interior product, 202, 213
- inverse decay rate, 70
- kinetic equilibrium, 15, 18, 23, 41, 86, 94, 97, 103, 222, 229
- Landau levels, 175, 178
- Lee-Wick
 - dense matter, 10
- lepton, 56, 82, 113, 145, 190
 - asymmetry, 77, 114, 116, 118, 173, 185
 - per baryon ratio, 116, 117
- magnetic
 - cosmic field scaling, 176
 - field, 57, 175
 - fields, 57, 59, 146, 175, 176, 185, 190
 - flux, 176
 - intergalactic fields, 173
 - primordial fields, 9, 173
 - susceptibility, 186
- magnetization, 145, 173, 183, 186, 187, 190, 192
 - g-factor dependence, 187
 - per lepton, 190
- Mandelstam variables, 147, 152, 220
- muon, 32, 70, 84, 107, 145
 - baryon ratio, 149
 - decay, 147
 - decay rate, 146
 - disappearance, 148
 - production, 146
 - production rate, 147
 - to baryon ratio, 149
- Møller scattering, 151, 153, 155
- natural constants
 - variation, 103, 112
- natural units, 13, 176
- neutrino
 - coherent scattering, 78
 - decoupling strength η , 109
 - effective number, 9, 77, 86, 93, 99, 100, 103, 107, 110, 113, 114, 119
 - effective potential, 83
 - flavor oscillation, 29, 78, 114
 - free-streaming, 97

- freeze-out, [28](#), [29](#), [77](#), [86](#), [93](#), [99](#), [102](#), [103](#), [107](#), [112](#), [116](#), [119](#), [161](#), [184](#), [217](#), [248](#)
- incoherent scattering, [84](#)
- interaction strength, [109](#)
- mass, [7](#), [28](#), [36](#), [122](#), [123](#)
- massive free-streaming quantum liquid, [196](#)
- relic background, [28](#)
- scattering matrix element, [80](#)
- neutron, [158](#)
 - decay rate in medium, [159](#)
 - lifespan, [159](#)
 - lifespan in vacuum, [160](#)
 - particle abundance, [161](#)
- normal Jacobian, [206](#)
- number current, [86](#)
- number density of quark, [44](#)
- orthogonal polynomials, [218](#)
- particle
 - density, [17](#)
 - energy density, [17](#)
 - pressure, [17](#)
- partition function, [177](#)
- photon
 - plasma mass, [153](#), [154](#)
- pion
 - decay, [146](#)
- Planck
 - mass, [12](#)
- plasma
 - electron-positron, [145](#), [153](#), [163](#), [173](#), [181](#)
 - magnetization, [175](#)
 - magnetized, [173](#)
 - QED damping, [151](#)
- plasma damping, [157](#)
- Poisson-Boltzmann equation, [165](#)
- positron
 - abundance, [175](#)
- primordial
 - magnetic field, [174](#)
- QED
 - Corrections EOS, [109](#), [249](#)
- QGP
 - hadronization, [8](#), [12](#), [16](#), [27](#), [34](#), [57](#), [64](#), [202](#)
 - magnetic field, [63](#)
 - magnetic fields, [62](#)
 - quark abundance, [43](#)
 - quark-gluon plasma, [199](#), [202](#)
- quark
 - abundance, [43](#)
 - bottom, [38](#)
 - bottom nonequilibrium, [49](#)
 - fugacity, [66](#)
 - production rate, [46](#)
 - weak decay rate, [48](#)
- quark-gluon plasma
 - signature, [13](#)
- Quarks
 - to cosmos, [10](#)
- redshift, [21](#)
- reheating, [33](#), [98](#)
 - inflation, [34](#)
- relaxation rate, [105](#)
- relaxation time, [105](#)
- relic neutrino
 - background, [122](#)
- Sakharov conditions
 - baryogenesis, [40](#), [55](#)
- scale factor, [176](#)
- scattering length, [105](#)
- Schwinger
 - critical magnetic field, [173](#)
- spectral method, [222](#)
- statistical distribution, [13](#)
- sterile particles, [100](#)
- strange
 - hadrons, [69](#)
- strangeness, [65](#)
 - chemical potential, [66](#)
 - chemical potential, [68](#)
 - dynamic population, [69](#)
 - hyperons, [73](#)
 - mesons production rate, [70](#)
- stress-energy tensor, [21](#), [86](#), [90](#), [249](#)
- symmetry
 - breaking, [33](#)
- Universe
 - charge neutrality, [149](#)
 - composition, [7](#), [24](#)
 - dark energy dominated, [24](#)
 - darkness, [7](#)
 - eras, [24](#)
 - expansion at hadronization, [12](#)
 - geometry, [20](#)
 - matter dominated, [25](#)
 - maximum Hagedorn temperature, [10](#)

- particle content, [26](#)
- plasma epochs, [8](#)
- primordial magnetic field, [173](#)
- radiation dominated, [7](#), [19](#)
- reheating, [36](#)
- reheating inflation, [33](#), [34](#)
- stationray, [150](#)
- time-temperature relation, [27](#)
- Urca process
 - baryogenesis, [56](#)
- Vlasov-Boltzmann equation, [58](#), [130](#),
[132](#), [133](#), [136](#), [144](#), [165](#)
- Weinberg angle, [107](#)