

THE CORE COLLAPSE OF A $16.5 M_{\odot}$ STAR

Amar Aryan^{1,2} Shashi Bhushan Pandey,¹ Rahul Gupta,^{1,3,4} Amit Kumar Ror,¹ and A. J. Castro-Tirado^{5,6}

RESUMEN

Investigamos la evolución estelar 1D de una estrella de secuencia principal de edad cero de $16.5 M_{\odot}$ que tiene diferentes rotaciones iniciales. A partir de la secuencia previa a la principal, los modelos evolucionan hasta el inicio de la etapa de colapso del núcleo. El colapso de una estrella tan masiva puede dar lugar a varios tipos de fuentes transitorias de alta energía, como explosiones de rayos gamma (GRB), supernovas, etc. Utilizando los parámetros de la simulación, calculamos sus escalas de tiempo de caída libre cuando los modelos alcanzan la etapa de inicio del colapso del núcleo. Estimar la escala de tiempo de caída libre es crucial para comprender la duración durante la cual se puede alimentar el motor central, lo que nos permite comparar la escala de tiempo de caída libre con la duración T_{90} de los GRB. Nuestros resultados indican que, dadas las limitaciones de los parámetros y las condiciones iniciales en nuestros modelos, las estrellas masivas que giran rápidamente podrían servir como progenitores potenciales de GRB ultralargos ($T_{90} \gg 500$ s). Por el contrario, los modelos en los cuales los progenitores no giran o que giran lentamente son más propensos a que se produzcan supernovas de colapso del núcleo de clase IIP que son ricas en hidrógeno.

ABSTRACT

We investigate the 1D stellar evolution of a $16.5 M_{\odot}$ zero-age main-sequence star having different initial rotations. Starting from the pre-main-sequence, the models evolve up to the onset of the core collapse stage. The collapse of such a massive star can result in several kinds of energetic transients, such as Gamma-Ray Bursts (GRBs), Supernovae, etc. Using the simulation parameters, we calculate their free-fall timescales when the models reach the stage of the onset of core collapse. Estimating the free-fall timescale is crucial for understanding the duration for which the central engine can be fueled, allowing us to compare the free-fall timescale with the T_{90} duration of GRBs. Our results indicate that, given the constraints of the parameters and initial conditions in our models, rapidly rotating massive stars might serve as potential progenitors of Ultra-Long GRBs ($T_{90} \gg 500$ s). In contrast, the non-rotating or slowly rotating models are more prone to explode as hydrogen-rich Type IIP-like core-collapse supernovae.

Key Words: Simulation tools: MESA — Simulation tools: STELLA — Stars: Zero-age Main-sequence — Stars: Collapsing — Transients: Gamma-Ray Bursts — Transients: Core-collapse Supernovae

1. INTRODUCTION

The core collapse of massive stars could result in several classes of transients. Usually, the collapse of massive stars having initial masses $\gtrsim 8 M_{\odot}$ produces the catastrophic transient phenomena known as core-collapse supernovae (CCSNe; for review, please see Woosley & Weaver 1986; Gilmore 2004; Woosley & Janka 2005, etc.); however, the associa-

tion of SN component with a few long gamma-ray bursts (LGRBs; for review on SN-GRB connection, please see Bloom et al. 1999; Woosley & Bloom 2006; Modjaz et al. 2016, etc.) have opened new avenues of transients resulting from the collapse of massive stars. Such identified connections of SN and GRB have indicated that a fraction of GRBs come from the collapse of massive stars (Cano et al. 2017). In recent years, observational technologies and theoretical modeling advancements have significantly enhanced our understanding of the evolution of massive stars as the progenitors of CCSNe and a special class of GRBs. The detection of SN progenitors in high-resolution pre-explosion images has enabled us to put important constraints over the evolution and terminating phases of massive stars (Smartt 2015; Van Dyk 2017). Besides the direct detection of progenitors in pre-explosion images, serious simulations

¹Aryabhata Research Institute of Observational Sciences (ARIES), Manora Peak, Nainital-263002, India.

²Graduate Institute of Astronomy, National Central University, 300 Jhongda Road, 32001 Jhongli, Taiwan

³Astrophysics Science Division, NASA Goddard Space Flight Center, Mail Code 661, Greenbelt, MD 20771, USA

⁴NASA Postdoctoral Program Fellow

⁵Instituto de Astrofísica de Andalucía (IAA-CSIC), Glorieta de la Astronomía s/n, E-18008, Granada, Spain.

⁶Unidad Asociada al CSIC Departamento de Ingeniería de Sistemas y Automática, Escuela de Ingenierías, Universidad de Málaga, C. Dr. Ortiz Ramos s/n, 29071 Málaga, Spain.

have been conducted to constrain the properties of massive star evolution. In their simulations, Perna et al. (2018) employed stars with the masses of $30 M_{\odot}$ and $40 M_{\odot}$ under various initial rotation conditions. Their research revealed that moderately rotating massive stars could conclude their evolution as BSG, capable of launching ultra-relativistic jets to power ULGRBs. Furthermore, Song & Liu (2023) extensively explored the effects of initial mass, metallicity, and rotation on magnetar formation, which could serve as the central engine to power the GRBs. In a very recent study, Ror et al. (2024) studied the evolution of massive stars having initial mass in the range of $15\text{--}30 M_{\odot}$ to constrain the properties of ULGRB progenitors.

The lower mass limit for typical LGRB progenitors, as suggested by Larsson et al. (2007), is close to $20 M_{\odot}$. However, modeling results from Perna et al. (2018) identified BSG stars as ULGRB progenitors, with a standard mass of $15 M_{\odot}$ (Dessart & Hillier 2018). Following these studies, the lower limit of mass for a progenitor to produce a GRB could lie in the range of $15\text{--}20 M_{\odot}$. Supported by this mass range, we choose a $16.5 M_{\odot}$ zero-age main-sequence (ZAMS) star and investigate its entire evolution on HR diagram. Based on the minimum mass limits to produce a CCSN or an LGRB, a star with an initial mass of $16.5 M_{\odot}$ capable of producing both, a CCSN or an LGRB, depending upon the initial rotation and metallicity. We are also slightly biased to choose a $16.5 M_{\odot}$ because one of our nearby Red supergiant (RSG) in the Orion constellation, Betelgeuse, has a similar mass (Joyce et al. 2020).

The entire manuscript is structured as follow; in § 1, we provide a broad overview of the current progress in the massive star evolutions and the motivation behind selecting a $16.5 M_{\odot}$ ZAMS star for the present study. In § 2, we provide the details of the numerical setups to evolve the various non-rotating and rotating models up to the core collapse stage. In § 3, we present a broad discussion on the physical properties of models under concern. § 4 presents the details of the collapse of rapidly rotating models and the comparison of their properties with the actual observables of ULGRBs; additionally, the CCSNe resulting from the core-collapse of non/slowly rotating models are also discussed in this section. Finally, in § 5, we provide a brief discussion and major outcomes of the present study.

2. CORE COLLAPSE OF THE $16.5 M_{\odot}$ STAR: NUMERICAL SETUPS

In this section, we highlight the specific numerical setups for the simulation of a $16.5 M_{\odot}$ ZAMS

mass star model having different initial rotations utilizing the state-of-the-art, 1D stellar evolution tool, the Modules for Experiments in Stellar Astrophysics MESA of version 23.05. (Paxton et al. 2011, 2013, 2015, 2018, 2019; Jermyn et al. 2023). To evolve the models from their pre-main-sequence (PMS) stages up to the stage of the onset of core collapse, we utilize the `20M_pre_ms_to_core_collapse_test_suit` directory. We choose the initial conditions for the models considering various characteristics of exploding stars outlined in literature (Farmer et al. 2016; Perna et al. 2018; Paxton et al. 2018; Aguilera-Dena et al. 2018; Song & Liu 2023).

The variety of MESA parameters in this study to evolve our models up to the onset of core collapse stage, closely follow the MESA settings employed in our earlier studies (Aryan et al. 2021, 2022a; Pandey et al. 2021; Aryan et al. 2022b,c, 2023a; Ror et al. 2024). However, we mention a few important modifications ahead. The stellar models in our study have the same ZAMS mass of $16.5 M_{\odot}$. We employ the metallicity (Z) of 2×10^{-4} for each model (except the one with solar metallicity) in our study, which is favored by host galaxy observations of LGRBs (Le Floch et al. 2003; Mannucci et al. 2011; Gupta et al. 2022). Starting from the non-rotating model, we change the initial angular rotational velocity (Ω) in steps of $0.1 \Omega_c$ till $0.7 \Omega_c$. Here, Ω_c is the critical angular rotational velocity expressed as:

$$\Omega_c^2 = \left(1 - \frac{L}{L_{\text{edd}}}\right) \frac{GM}{R^3} \quad (1)$$

with L_{edd} representing the Eddington luminosity in the above equation (please see Paxton et al. 2011, 2013 for details on how MESA implements rotation).

We apply the Ledoux criterion and model convection using the mixing length theory introduced by Henyey et al. (1965), with a fixed mixing length parameter, α_{MLT} of 2.0. To account for semiconvection, we set the semiconvection coefficient, α_{sc} to 0.01, following the approach of Langer et al. (1985). Thermohaline mixing is incorporated based on the formulation given by Kippenhahn et al. (1980), using the efficiency parameter, α_{th} of 2.0 till the stage of the core-He exhaustion and 0 thereafter, as employed in the default `20M_pre_ms_to_core_collapse_test_suit` directory of MESA. Convective overshooting is modeled using parameters, $f_{\text{ov}} = 0.005$ and $f_0 = 0.001$, following Herwig (2000), consistent with prior studies like Farmer et al. (2016) and Aryan et al. (2023b). The ‘Dutch’ wind scheme, with a wind scaling factor (η_{wind}) of 0.5, is employed to incorporate wind effects, aligning with previous works

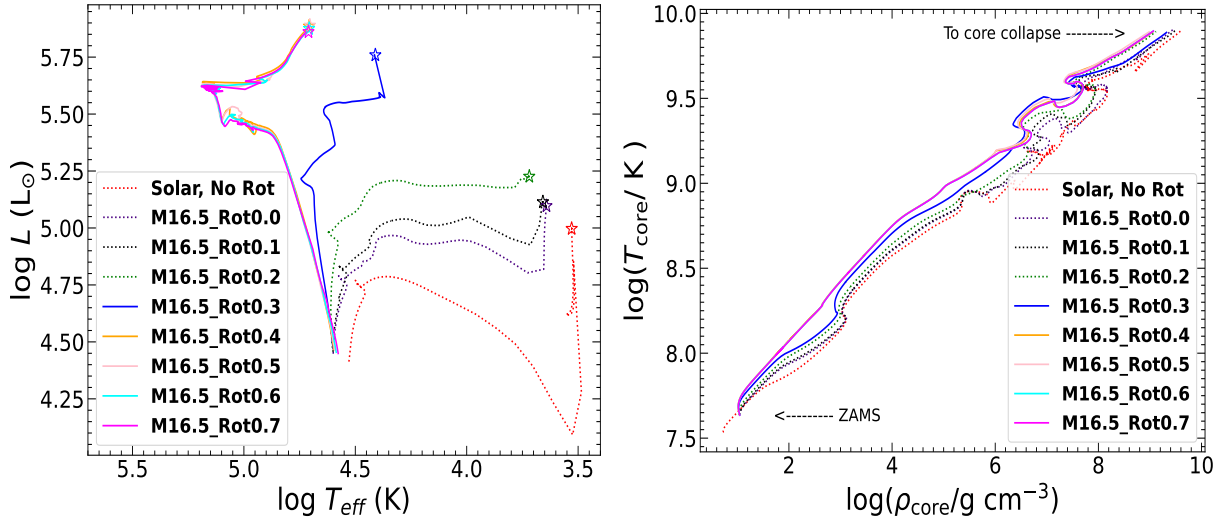


Fig. 1. *Left:* The evolution of our models on the HR diagram. The non/slow rotating models (Rot0.0, Rot0.1, and Rot0.2) have relatively smaller luminosity, and they are also relatively cooler compared to the faster rotating models when they are at the stage of the onset of core collapse (marked with \star). The non-rotating solar metallicity model is also shown for comparison purposes. *Right:* The evolution of core-temperature and core-density, as the models evolve in time and reach the stage of the onset of core collapse.

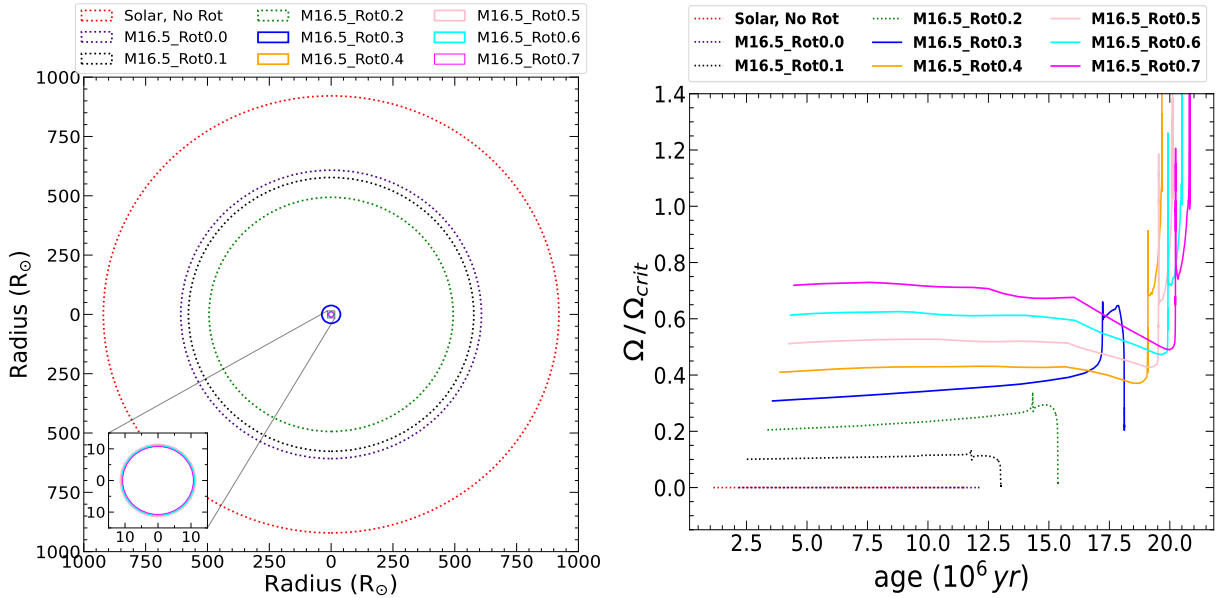


Fig. 2. *Left:* The size of our models when they have arrived at the onset of core collapse. The rapidly rotating models are relatively more compact than the non/slow rotating models. *Right:* The variation of the rotational velocity throughout the course of the evolution of the models from the MS up to the stage of the onset of core collapse. The rapidly rotating models (except the model with Rot0.3) exceeded their critical rotational velocity limits during the last stages of their evolution.

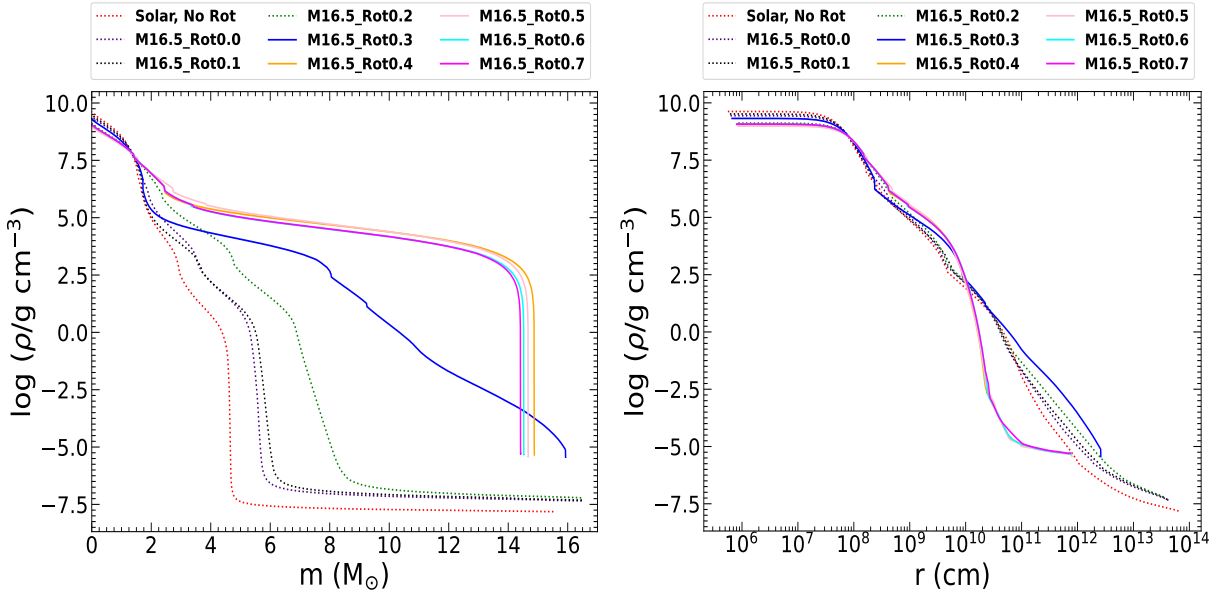


Fig. 3. *Left:* The progenitor mass density profile of the models as a function of mass coordinate. Beyond the inner cores, the rapidly rotating models maintain a relatively higher density than the slow-rotating models. *Right:* The progenitor mass density profile of the models as a function of radius. The rapidly rotating models appear to maintain more compactness than the slow-rotating models; both of these profiles have been derived when all the models have reached the stage of the onset of core collapse.

such as Perna et al. (2018), Aguilera-Dena et al. (2018), and Song & Liu (2023). A summary of some initial parameters can be found in Table 1.

3. CORE COLLAPSE OF THE $16.5 M_{\odot}$ STAR: PHYSICAL PROPERTIES

With the above-mentioned MESA settings of initial parameters, we evolve all the models from PMS up to the stage of the onset of core collapse. Following the default MESA settings, the arrival of a model on ZAMS is marked at a stage when the ratio of the luminosity from nuclear reactions and the overall luminosity of the model becomes 0.4. Further, the beginning of the core collapse of the model is marked when the infall velocity of its Iron-core exceeds a limit of 100 km s^{-1} . The left panel of Figure 1 illustrates the evolutionary trajectory of the models in the current study on the HR diagram. Owing to the low initial metallicity, rotation, and a moderate wind scaling factor ($\eta_{\text{wind}}=0.5$), the rapidly rotating models (with $\Omega \geq 0.3 \Omega_c$) terminate their evolution towards the relatively hotter end on the HR diagram in comparison to the slowly rotating models. The final temperatures of rapidly rotating models and their corresponding positions on HR diagram are more consistent with Blue supergiant (BSG) stars ($\Omega = 0.3 \Omega_c$) or stripped Wolf-Rayet (WR) stars (models with $\Omega > 0.3 \Omega_c$). On the other hand, the posi-

tions of the slowly rotating models on HR diagram are consistent with the locations of RSG stars ($\Omega < 0.3 \Omega_c$). The right panel of Figure 1 shows the variation of the core-temperature, $\log(T_{\text{core}}/\text{K})$ and the core-density, $\log(\rho_{\text{core}}/g \text{ cm}^{-3})$ as the models pass through the various stages of their evolution starting from main-sequence (MS) upto the onset of core collapse. During the last evolutionary stages, the models seem to exceed the $\log(T_{\text{core}}/\text{K})$ of 9.9 and corresponding $\log(\rho_{\text{core}}/g \text{ cm}^{-3})$ of 9. Such high temperatures and densities of the cores are considered ideal conditions for stars to collapse under their own gravity.

The left panel of Figure 2 displays the final radii of our models at the stage of the onset of core collapse. The rapidly rotating models are quite compact having final radii of $10 R_{\odot}$ (models with $\Omega > 0.3 \Omega_c$) or a few $10 R_{\odot}$ (the model with $\Omega = 0.3 \Omega_c$). On the other hand, the non/slowly rotating models are enormous, having final radii of several $100 R_{\odot}$. The non-rotating solar metallicity model is much bigger than the low metallicity models. For a given mass and other simulation parameters, the radius decreases with a corresponding decline in metallicity due to the competing effects of compressional heating and radiative cooling (for details, please see Kasen & Woosley 2009). These final sizes of the rapidly rotating and non/slowly rotating

TABLE 1

SUMMARY OF THE INITIAL AND FINAL PARAMETERS EMPLOYED IN AND DERIVED FROM MESA CODE

Ω/Ω_c	M_{final} (M _⊙)	R_{final} (R _⊙)	$M_{\text{Fe-core}}$ (M _⊙)	$\log(T_{\text{eff}})$ (K)	$\text{Log}(L)$ (L _⊙)	t_{ff} (s)	t_{b} (s)
0.0	16.474	607.8	1.539	3.644	5.097	1385926.3	141.8
0.1	16.475	577.0	1.490	3.659	5.115	1281711.9	134.6
0.2	16.452	493.6	1.733	3.721	5.226	1014838.8	115.1
0.3	15.928	37.6	1.501	4.414	5.759	21663.6	8.8
0.4	14.878	11.2	1.937	4.708	5.885	3636.7	2.6
0.5	14.674	11.4	1.923	4.705	5.890	3773.7	2.7
0.6	14.528	11.0	1.840	4.709	5.875	3600.7	2.6
0.7	14.418	10.7	1.899	4.712	5.865	3477.0	2.5
Solar, No Rot							
0.0	15.519	921.0	1.520	3.529	4.998	2663287.0	214.8

Note: Starting from the PMS phase, these models evolve until they arrive at the onset of core collapse stage. Here, M_{ZAMS} represents the model’s mass at ZAMS, while Ω/Ω_c is the ratio between initial angular rotational velocity and critical angular rotational velocity at ZAMS. Moreover, M_{final} denotes the final mass, R_{final} indicates the final radius, $M_{\text{Fe-core}}$ represents the mass of the iron core, T_{eff} denotes the effective temperature, and L stands for the corresponding luminosity of the model at the onset of core collapse. Additionally, t_{ff} and t_{b} refer to the free-fall time of the model and the bore time of the weak jet, respectively.

models are seemingly governed by the corresponding mass losses they suffer during their late evolutionary stages. As evident from the right panel of Figure 2, the rapidly rotating models either exceed their critical angular rotational velocities (model with $\Omega > 0.3\Omega_c$) or their angular rotational velocities become much higher than initial values (model with $\Omega = 0.3\Omega_c$). As a result, they suffer enormous mass loss, which almost completely strips off their outer hydrogen envelope, or a significant amount of their outer hydrogen envelope is lost (Aryan et al. 2023b; Ror et al. 2024). As a result, the corresponding final models are relatively much more compact when compared to the non/slowly rotating models, which have their outer hydrogen envelope (almost) intact.

Figure 3 illustrates the density profiles of the models as a function of their mass coordinates (left panel) and their radii (right panel) at the stage of the onset of core collapse. As seen in the left panel, the rapidly rotating models ($\Omega \geq 0.3\Omega_c$) have slightly smaller densities near the core when compared to non/slowly rotating models, however, as we move towards the surface, the rapidly rotating models maintain an overall higher density profile than the non/slowly rotating models. The reason for the non/slowly rotating models having an overall shallow density profile compared to rapidly rotating models can be attributed to their large hydrogen envelope. Moreover, the right panel shows that the rapidly rotating models have relatively higher densities and

smaller final radii, which in turn implies that they are compact.

4. CORE COLLAPSE OF THE 16.5 M_⊙ STAR

4.1. As the Progenitors of Ultra-long GRBs

Using the simulation parameters of the models at the onset of core collapse, we calculate the free fall timescales (t_{ff}) by applying Equation 1 from Perna et al. (2018). The t_{ff} for each model is detailed in Table 1. Estimating t_{ff} is crucial for understanding how long the central engine can be powered, enabling its comparison with the T_{90} duration of GRBs. In a recent study by Song & Zhang (2023), a two-stage model for GRB 221009A is proposed, linking the precursor pulse with the weak jet resulting from the core collapse of massive stars. Therefore, we also calculate the bore-time (t_{b}) of the weak jet for each of the models to estimate the duration of the precursor pulse. The t_{b} for each model is estimated utilizing a simple equation given in Ror et al. (2024):

$$t_{\text{b}} = \frac{R_{\text{final}}}{(u\Gamma)} \quad (2)$$

In the equation above, u represents the weak jet velocity corresponding to a Lorentz factor of Γ . Including Γ in the denominator accounts for relativistic length contraction. When calculating t_{b} using Equation 2, we simplify by assuming the weak jet moves with a constant Γ of 10. This choice is also supported by the analysis of Song & Zhang (2023)

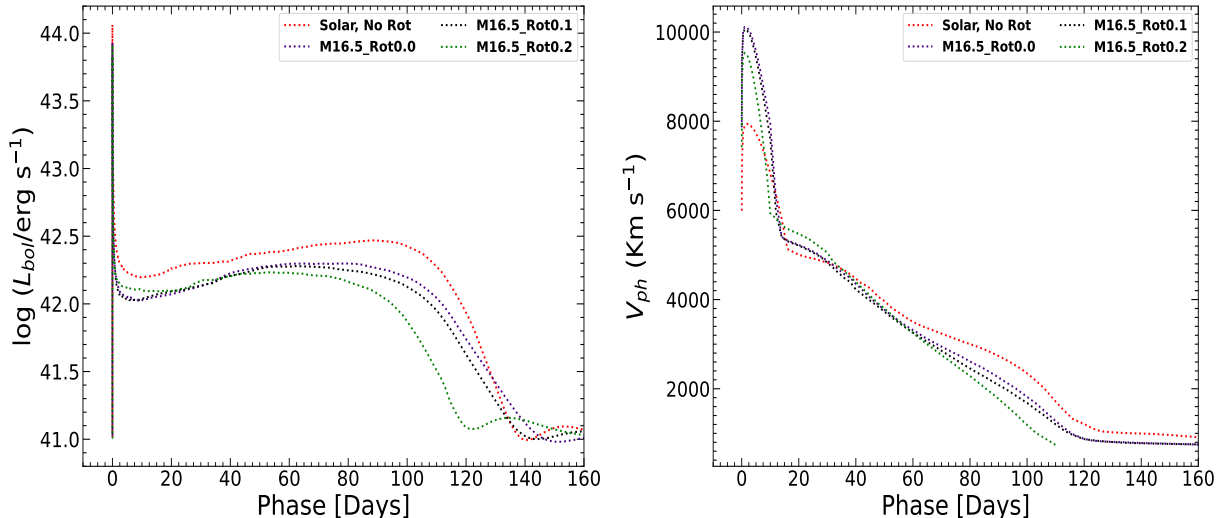


Fig. 4. *Left:* The bolometric light curve of CCSNe resulting from the explosion of slow rotating models. These light curves are identical to the Type IIP SNe light curve. *Right:* The corresponding photospheric velocity evolution. Once again, the photospheric velocity evolutions follow the trends of Type IIP SNe. The early and plateau phases luminosities of such SNe are well suitable to be observed by the BOOTES network of telescopes (Castro-Tirado et al. 1999; Hu et al. 2023).

and Ror et al. (2024). With these assumptions, the estimated t_b for each model is presented in Table 1.

Now, we compare the t_{ff} derived from our simulation parameters with the T_{90} duration of a few actual ULGRBs selected out of the Gold sample listed in Table A1 of Ror et al. (2024). The $M_{16.5_Rot0.3}$ model (having $16.5 M_{\odot}$ of ZAMS mass and $\Omega = 0.3 \Omega_c$) exhibits a t_{ff} of approximately 21600 s, which closely aligns with the T_{90} duration of GRB 111209A ($T_{90} \sim 18200$ s). Similarly, the $M_{16.5_Rot0.5}$ model displays a t_{ff} of around 3800 s, close to the T_{90} duration of GRB 090404 ($T_{90} \sim 4500$ s). Furthermore, the t_{ff} values obtained from the rapidly rotating models in our current study are of a comparable order when contrasted with the actual T_{90} duration of the Gold sample of ULGRBs presented in Ror et al. (2024).

As discussed in earlier sections, the non/slowly rotating models have large final radii (R_{final}) at their terminating stage, moreover, their positions on HR diagram are consistent with massive RSG stars. The models terminating their evolution as RSGs cease to serve as the progenitors for the GRBs/ULGRBs since their enormous final radii ($> \text{several } 100 R_{\odot}$, Table 1) do not allow successful penetration of the jet. Rather, the non/slowly rotating models are more prone to explode as CCSNe. In the next section, we investigate the properties when the non/slowly rotating models explode as CCSNe.

4.2. As the Progenitors of CCSNe

As mentioned, the parameters of non/slowly rotating models conflict for them to be the progenitors of ULGRBs; however, their core collapse can result in catastrophic CCSNe. To simulate their synthetic explosions for generating the bolometric light curves and corresponding photospheric velocity (V_{ph}) evolutions, we utilize a combination of MESA and STELLA (Blinnikov et al. 1998; Blinnikov & Sorokina 2004; Baklanov et al. 2005; Blinnikov et al. 2006) following the process described by Paxton et al. (2018, in section 6). We utilize a nickel mass of $0.032 M_{\odot}$ and an explosion energy of 1.0×10^{51} for all the non/slowly rotating models. The choice of considered nickel mass and explosion energy are backed by Anderson (2019, for nickel mass) and Nadyozhin (2003, for explosion energy).

The left panel of Figure 4 shows the light curves of CCSNe resulting from the explosion of non/slowly rotating models. The light curves show plateaus similar to the Type IIP CCSNe. The right panel of Figure 4 shows the corresponding photospheric velocity evolution of the models. Since these models have retained almost all of their outer hydrogen envelope, their light curves and photospheric velocity evolution are similar to Type IIP CCSNe.

5. DISCUSSION AND CONCLUSIONS

In this work, we investigated the evolution of a $16.5 M_{\odot}$ ZAMS star with different initial rotations.

Starting from the PMS, the models evolved until they arrived at the onset of core collapse. The physical properties of the models were then utilized to constrain whether they could serve as the progenitors of ULGRBs or CCSNe. Enumerated below were the findings from our analysis:

1. The rapidly rotating models suffered significantly higher mass loss than the non/slowly rotating models. We noticed that the angular rotational velocities of rapidly rotating models exceeded their corresponding critical angular rotational velocities, resulting in enormous mass loss during the late evolutionary stages.
2. The physical properties of rapidly rotating models were consistent with the BSG and WR stars. The comparison of their t_{ff} with the T_{90} durations of ULGRBs mentioned in Ror et al. (2024) showed close resemblances. As an example, the t_{ff} duration for M16.5_Rot0.5 was found to be close to the T_{90} duration of GRB 111209A. The rest of the rapidly rotating models also showed the t_{ff} timescales having similar orders as the T_{90} durations of several ULGRBs. Thus, the rapidly rotating models could serve as the progenitors of ULGRBs.
3. The physical properties of non/slowly rotating models were consistent with RGS stars. Their final radii were too high for them to be ULGRB progenitors. Rather, these non/slowly rotating models could explode as CCSNe, and the resulting light curves resembled the light curves of hydrogen-rich Type IIP SNe.

Acknowledgements

AA acknowledges funds and assistance provided by the Council of Scientific & Industrial Research (CSIR), India, under file no. 09/948(0003)/2020-EMR-I. AA also acknowledges the Yushan Fellow Program by the Ministry of Education, Taiwan for the financial support (MOE-111-YSFMS-0008-001-P1). RG and SBP acknowledge the financial support of ISRO under AstroSat archival Data utilization program (DS_2B-13013(2)/1/2021-Sec.2). AA, SBP, RG and AKR acknowledge support from DST grant no. DST/ICD/BRICS/Call-5/CoNMuTraMO/2023(G) for the present work. AJCT acknowledges support from the Spanish Ministry projects PID2020-118491GB-I00 and PID2023-151905OB-I00 and Junta de Andalucía grant P20_010168 and from the Severo Ochoa grant CEX2021-001131-S funded by MCIN/AEI/10.13039/501100011033. RG was sponsored by

the National Aeronautics and Space Administration (NASA) through a contract with ORAU. The views and conclusions contained in this document are those of the authors and should not be interpreted as representing the official policies, either expressed or implied, of the National Aeronautics and Space Administration (NASA) or the U.S. Government. The U.S. Government is authorized to reproduce and distribute reprints for Government purposes, notwithstanding any copyright notation herein.

REFERENCES

- Aguilera-Dena, D. R., Langer, N., Moriya, T. J., & Schootemeijer, A. 2018, *ApJ*, 858, 115
- Anderson, J. P. 2019, *A&A*, 628, A7
- Aryan, A., Bhushan Pandey, S., Gupta, R., Nath Tiwari, S., & Ror, A. K. 2023a, arXiv e-prints, arXiv:2307.03234
- Aryan, A., Pandey, S. B., Gupta, R., & Ror, A. K. 2023b, *MNRAS*, 521, L17
- Aryan, A., Pandey, S. B., Kumar, A., Gupta, R., Ror, A. K., Tripathi, A., & Tiwari, S. N. 2022a, *Journal of Astrophysics and Astronomy*, 43, 87
- Aryan, A., Pandey, S. B., Yadav, A. P., Gupta, R., & Tiwari, S. N. 2022b, *Journal of Astrophysics and Astronomy*, 43, 2
- Aryan, A., Pandey, S. B., Zheng, W., Filippenko, A. V., Vinko, J., Ouchi, R., Brink, T. G., Halle, A., Molloy, J., Kumar, S., Halevi, G., Kilpatrick, C. D., Kumar, A., Gupta, R., & Ror, A. K. 2022c, *MNRAS*, 517, 1750
- Aryan, A., Pandey, S. B., Zheng, W., Filippenko, A. V., Vinko, J., Ouchi, R., Shivvers, I., Yuk, H., Kumar, S., Stegman, S., Halevi, G., Ross, T. W., Gould, C., Yunus, S., Baer-Way, R., deGraw, A., Maeda, K., Bhattacharya, D., Kumar, A., Gupta, R., Yadav, A. P., Buckley, D. A. H., Misra, K., & Tiwari, S. N. 2021, *MNRAS*, 505, 2530
- Baklanov, P. V., Blinnikov, S. I., & Pavlyuk, N. N. 2005, *Astronomy Letters*, 31, 429
- Blinnikov, S. & Sorokina, E. 2004, *Ap&SS*, 290, 13
- Blinnikov, S. I., Eastman, R., Bartunov, O. S., Popolitov, V. A., & Woosley, S. E. 1998, *ApJ*, 496, 454
- Blinnikov, S. I., Röpke, F. K., Sorokina, E. I., Gieseler, M., Reinecke, M., Travaglio, C., Hillebrandt, W., & Stritzinger, M. 2006, *A&A*, 453, 229
- Bloom, J. S., Kulkarni, S. R., Djorgovski, S. G., Eichelberger, A. C., Côté, P., Blakeslee, J. P., Odewahn, S. C., Harrison, F. A., Frail, D. A., Filippenko, A. V., Leonard, D. C., Riess, A. G., Spinrad, H., Stern, D., Bunker, A., Dey, A., Grossan, B., Perlmutter, S., Knop, R. A., Hook, I. M., & Feroci, M. 1999, *Nature*, 401, 453
- Cano, Z., Wang, S.-Q., Dai, Z.-G., & Wu, X.-F. 2017, *Advances in Astronomy*, 2017, 8929054
- Castro-Tirado, A. J., Soldán, J., Bernas, M., Páta, P., Rezek, T., Hudec, R., Mateo Sanguino, T. J., de La

- Morena, B., Berná, J. A., Rodríguez, J., Peña, A., Gorosabel, J., Más-Hesse, J. M., & Giménez, A. 1999, *A&AS*, 138, 583
- Dessart, L. & Hillier, D. J. 2018, arXiv e-prints, arXiv:1812.07620
- Farmer, R., Fields, C. E., Petermann, I., Dessart, L., Cantiello, M., Paxton, B., & Timmes, F. X. 2016, *ApJS*, 227, 22
- Gilmore, G. 2004, *Science*, 304, 1915 [LINK]
- Gupta, R., Pandey, S. B., Kumar, A., Aryan, A., Ror, A. K., Sharma, S., Misra, K., Castro-Tirado, A. J., & Tiwari, S. N. 2022, *Journal of Astrophysics and Astronomy*, 43, 82
- Heney, L., Vardya, M. S., & Bodenheimer, P. 1965, *ApJ*, 142, 841
- Herwig, F. 2000, *A&A*, 360, 952
- Hu, Y. D., Fernández-García, E., Caballero-García, M. D., Pérez-García, I., Carrasco-García, I. M., Castellón, A., Pérez del Pulgar, C., Reina Terol, A. J., & Castro-Tirado, A. J. 2023, *Frontiers in Astronomy and Space Sciences*, 10, 952887
- Jermyn, A. S., Bauer, E. B., Schwab, J., Farmer, R., Ball, W. H., Bellinger, E. P., Dotter, A., Joyce, M., Marchant, P., Mombarg, J. S. G., Wolf, W. M., Sunny Wong, T. L., Cinquegrana, G. C., Farrell, E., Smolec, R., Thoul, A., Cantiello, M., Herwig, F., Toloza, O., Bildsten, L., Townsend, R. H. D., & Timmes, F. X. 2023, *ApJS*, 265, 15
- Joyce, M., Leung, S.-C., Molnár, L., Ireland, M., Kobayashi, C., & Nomoto, K. 2020, *ApJ*, 902, 63
- Kasen, D. & Woosley, S. E. 2009, *ApJ*, 703, 2205
- Kippenhahn, R., Ruschenplatt, G., & Thomas, H. C. 1980, *A&A*, 91, 175
- Langer, N., El Eid, M. F., & Fricke, K. J. 1985, *A&A*, 145, 179
- Larsson, J., Levan, A. J., Davies, M. B., & Fruchter, A. S. 2007, *MNRAS*, 376, 1285
- Le Flocc'h, E., Duc, P. A., Mirabel, I. F., Sanders, D. B., Bosch, G., Diaz, R. J., Donzelli, C. J., Rodrigues, I., Courvoisier, T. J. L., Greiner, J., Mereghetti, S., Melnick, J., Maza, J., & Minniti, D. 2003, *A&A*, 400, 499
- Mannucci, F., Salvaterra, R., & Campisi, M. A. 2011, *MNRAS*, 414, 1263
- Modjaz, M., Liu, Y. Q., Bianco, F. B., & Graur, O. 2016, *ApJ*, 832, 108
- Nadyozhin, D. K. 2003, *MNRAS*, 346, 97
- Pandey, S. B., Kumar, A., Kumar, B., Anupama, G. C., Srivastav, S., Sahu, D. K., Vinko, J., Aryan, A., Pastorello, A., Benetti, S., Tomasella, L., Singh, A., Moskvitin, A. S., Sokolov, V. V., Gupta, R., Misra, K., Ochner, P., & Valenti, S. 2021, *MNRAS*, 507, 1229
- Paxton, B., Bildsten, L., Dotter, A., Herwig, F., Lesaffre, P., & Timmes, F. 2011, *ApJS*, 192, 3
- Paxton, B., Cantiello, M., Arras, P., Bildsten, L., Brown, E. F., Dotter, A., Mankovich, C., Montgomery, M. H., Stello, D., Timmes, F. X., & Townsend, R. 2013, *ApJS*, 208, 4
- Paxton, B., Marchant, P., Schwab, J., Bauer, E. B., Bildsten, L., Cantiello, M., Dessart, L., Farmer, R., Hu, H., Langer, N., Townsend, R. H. D., Townsley, D. M., & Timmes, F. X. 2015, *ApJS*, 220, 15
- Paxton, B., Schwab, J., Bauer, E. B., Bildsten, L., Blinnikov, S., Duffell, P., Farmer, R., Goldberg, J. A., Marchant, P., Sorokina, E., Thoul, A., Townsend, R. H. D., & Timmes, F. X. 2018, *ApJS*, 234, 34
- Paxton, B., Smolec, R., Schwab, J., Gautschi, A., Bildsten, L., Cantiello, M., Dotter, A., Farmer, R., Goldberg, J. A., Jermyn, A. S., Kanbur, S. M., Marchant, P., Thoul, A., Townsend, R. H. D., Wolf, W. M., Zhang, M., & Timmes, F. X. 2019, *ApJS*, 243, 10
- Perna, R., Lazzati, D., & Cantiello, M. 2018, *ApJ*, 859, 48
- Ror, A. K., Gupta, R., Aryan, A., Bhushan Pandey, S., Oates, S. R., Castro-Tirado, A. J., & Kumar, S. 2024, arXiv e-prints, arXiv:2406.01220
- Smartt, S. J. 2015, *pasa*, 32, e016
- Song, C.-Y. & Liu, T. 2023, arXiv e-prints, arXiv:2301.05401
- Song, X.-Y. & Zhang, S.-N. 2023, *ApJ*, 957, 31
- Van Dyk, S. D. 2017, *Philosophical Transactions of the Royal Society of London Series A*, 375, 20160277
- Woosley, S. & Janka, T. 2005, *Nature Physics*, 1, 147
- Woosley, S. E. & Bloom, J. S. 2006, *ARA&A*, 44, 507
- Woosley, S. E. & Weaver, T. A. 1986, *ARA&A*, 24, 205