

IS SPECKLE NOISE MORE CHALLENGING TO MITIGATE THAN ADDITIVE NOISE?

REIHANEH MALEKIAN* AND ARIAN MALEKI†

Abstract.

We study the problem of estimating a function in the presence of both speckle and additive noises. Although additive noise has been thoroughly explored in nonparametric estimation, speckle noise, prevalent in applications such as synthetic aperture radar, ultrasound imaging, and digital holography, has not received as much attention. Consequently, there is a lack of theoretical investigations into the fundamental limits of mitigating the speckle noise.

This paper is the first step in filling this gap. Our focus is on investigating the minimax estimation error for estimating a β -Hölder continuous function and determining the rate of the minimax risk. Specifically, if n represents the number of data points, f denotes the underlying function to be estimated, and \hat{v}_n is an estimate of f , then $\inf_{\hat{v}_n} \sup_f \mathbb{E}_f \|\hat{v}_n - f\|_2^2$ decays at the rate $n^{-\frac{2\beta}{2\beta+1}}$. Interestingly, this rate is identical to the one achieved for mitigating additive noise when the noise's variance is $\Theta(1)$.

To validate the accuracy of our minimax upper bounds, we implement the minimax optimal algorithms on simulated data and employ Monte Carlo simulations to characterize their exact risk. Our simulations closely mirror the expected behaviors in decay rate as per our theory.

Key words. Speckle noise, de-speckling, denoising, minimax analysis.

1. Introduction.

1.1. Problem statement and motivation. Speckle noise is one of the most significant distortions affecting coherent imaging systems, such as synthetic aperture radar (SAR) (Lopez-Martinez and Fabregas, 2003), optical coherence tomography (OCT) (Schmitt et al., 1999), ultrasound imaging (Achim et al., 2001), and digital holography (Bianco et al., 2018). While practical despeckling techniques have been extensively studied, the theoretical understanding of the despeckling problem has remained largely underexplored. In this paper, we aim to offer the first theoretical study of the despeckling problem.

Towards this goal, we consider the problem of recovering a function $f : [0, 1] \rightarrow \mathbb{R}^+$ from its noise-corrupted samples in the presence of both additive and multiplicative noise. Specifically, let's suppose we are provided with observations, denoted as

$$(1.1) \quad y_i = f(x_i) \varepsilon_i + \tau_i, \quad i = 1, 2, \dots, n.$$

Here, $\varepsilon_i \stackrel{iid}{\sim} \mathcal{N}(0, 1)$ represents the multiplicative noise and $\tau_i \stackrel{iid}{\sim} \mathcal{N}(0, \sigma_n^2)$ denotes the additive noise. The objective is to estimate the function f based on these observations.

Remark 1.1. In (1.1), we have fixed the standard deviation of the speckle noise to be 1. This is due to the fact that increasing the standard deviation of the multiplicative noise is the same as decreasing the standard deviation of the additive noise. More specifically, if $\varepsilon_i \stackrel{iid}{\sim} \mathcal{N}(0, \sigma_\varepsilon^2)$, then we can rescale our data to obtain

$$\tilde{Y}_i = \frac{Y_i}{\sigma_\varepsilon} = f(i/n) \tilde{\varepsilon}_i + \frac{\tau_i}{\sigma_\varepsilon},$$

where $\tilde{\varepsilon}_i \stackrel{iid}{\sim} \mathcal{N}(0, 1)$, and $\frac{\tau_i}{\sigma_\varepsilon} \stackrel{iid}{\sim} \mathcal{N}(0, \frac{\sigma_n^2}{\sigma_\varepsilon^2})$. In other words, assuming that σ_ε is known, the problem of estimating f from Y_1, \dots, Y_n is equivalent to the problem of estimating

*Columbia University, New York, NY, USA (rm3942@columbia.edu).

†Columbia University, New York, NY, USA (mm4338@columbia.edu).

f from $\check{Y}_1, \dots, \check{Y}_n$ in which the variance of the multiplicative noise is equal to 1. Hence, without loss of generality we set $\sigma_\epsilon^2 = 1$.

Following the long history of estimating a function in the presence of only additive noise (see [Tsybakov \(2009\)](#)), throughout this paper we assume that the function f is β -Hölder continuous, i.e. it belongs to the following class of functions:

$$\Sigma(\beta, L) := \{f : [0, 1] \rightarrow \mathbb{R}^+ : |f(x) - f(y)| \leq L|x - y|^\beta\},$$

where we assume that $\beta \in (0, 1]$. In this paper, we aim to answer the following questions:

- How well can we estimate f from the observations Y_1, Y_2, \dots, Y_n ?
- How is the complexity of this problem compared with the complexity of the denoising problem in which the variance of the noise is $\Theta(1)$? Denoising is the problem of estimating function f from observations

$$(1.2) \quad \tilde{y}_i = f(x_i) + w_i, \quad i = 1, 2, \dots, n$$

where $w_i \stackrel{iid}{\sim} \mathcal{N}(0, \sigma_n^2)$, and has been extensively studied in the literature. See for instance [Tsybakov \(2009\)](#) and the references therein.

In order to address the above questions, we adopt the minimax framework. More specifically, we measure the difficulty level of our estimation problem as:

$$(1.3) \quad R_2(\Sigma(\beta, L), \sigma_n) := \inf_{\hat{\nu}} \sup_{f \in \Sigma(\beta, L)} \mathbb{E}_f \|f - \hat{\nu}\|_2^2,$$

and

$$(1.4) \quad R_\infty(\Sigma(\beta, L), \sigma_n) := \inf_{\hat{\nu}} \sup_{f \in \Sigma(\beta, L)} \mathbb{E}_f \|f - \hat{\nu}\|_\infty,$$

where in both equations $\hat{\nu}$ denotes an estimator of function f based on the observations y_1, y_2, \dots, y_n in (1.1). Similarly, we use the notations $\tilde{R}_2(\Sigma(\beta, L), \sigma_n)$ and $\tilde{R}_\infty(\Sigma(\beta, L), \sigma_n)$ if the estimator is using $\tilde{y}_1, \tilde{y}_2, \dots, \tilde{y}_n$.

Minimax risk has been used extensively in the past for addressing the denoising (or nonparametric regression) problem. In the setting of our paper, it is straightforward to use the results in [Tsybakov \(2009\)](#) (Corollary 1.2, Theorem 1.8), and [Korostelev and Tsybakov \(1993\)](#) (Example 2.7.1, Example 2.7.3) to see

$$(1.5) \quad \tilde{R}_2(\Sigma(\beta, L), \sigma_n) := \inf_{\tilde{\nu}} \sup_{f \in \Sigma(\beta, L)} \mathbb{E}_f \|f - \tilde{\nu}\|_2^2 \sim \left(\frac{\sigma_n^2}{n} \right)^{\frac{2\beta}{2\beta+1}}$$

and

$$(1.6) \quad \tilde{R}_\infty(\Sigma(\beta, L), \sigma_n) := \inf_{\tilde{\nu}} \sup_{f \in \Sigma(\beta, L)} \mathbb{E}_f \|f - \tilde{\nu}\|_\infty \sim \left(\frac{\sigma_n^2 \log n}{n} \right)^{\frac{\beta}{2\beta+1}},$$

where in these two equations $\hat{\nu}$ is an estimator that uses the data points from (1.2).

Therefore, the aim of the rest of this paper is to calculate $R_\infty(\Sigma(\beta, L), \sigma_n)$ and $R_2(\Sigma(\beta, L), \sigma_n)$ defined in (1.3) and (1.4) and compare them with the corresponding results for the denoising problem.

1.2. Notations. For $\alpha \in \mathbb{R}$, $[\alpha]$ denotes the greatest integer not greater than α . The Hamming distance between two vectors $u, v \in \{0, 1\}^m$, is represented with $\rho(u, v)$, and is defined as

$$\rho(u, v) := \sum_{i=1}^m \mathbb{1}\{u_i \neq v_i\},$$

where $\mathbb{1}\{\cdot\}$ denotes the indicator function. For a matrix A , $\|A\|_F$ and $\|A\|$ denote its Frobenius and operator norms, respectively. For function $\phi : \mathbb{R} \rightarrow \mathbb{R}$, we use the following notations:

$$\|\phi\|_2^2 := \int_{-\infty}^{\infty} \phi(x)^2 dx,$$

$$\phi^* := \|\phi\|_{\infty} := \sup_x |\phi(x)|.$$

For two sequences of numbers $\{a_n\}$ and $\{b_n\}$, indexed with n , we say $a_n = O(b_n)$ if and only if $\exists C > 0$, and $\exists M > 0$, such that $\forall n > M$, $|a_n| \leq C|b_n|$. Also, $a_n = o(b_n)$ if and only if $\lim_{n \rightarrow \infty} a_n/b_n = 0$. Finally, we write $a_n \sim b_n$ if and only if $a_n = O(b_n)$ and $b_n = O(a_n)$. For a function $f : \mathbb{R} \rightarrow \mathbb{R}$, we define

$$\text{supp}(f) := \{x \in \mathbb{R} : f(x) > 0\}.$$

Suppose that ν' and ν'' denote two different measures defined on random vector y_1, \dots, y_n . Then we use the following notation for the likelihood ratio:

$$(1.7) \quad \Lambda(\nu', \nu'') := \Lambda(\nu', \nu''; y_1, \dots, y_n) = \mathbb{P}_{\nu'}(y_1, \dots, y_n) / \mathbb{P}_{\nu''}(y_1, \dots, y_n),$$

where $\mathbb{P}_{\nu'}(y_1, \dots, y_n)$ denotes the probability density function of y_1, y_2, \dots, y_n under the measure ν' .

1.3. Organization of our paper. The paper is organized as follows. We state our main theoretical results and clarify some of their implications in [section 2](#). The proofs of our main results will be presented in [section 3](#). In [section 4](#), we present simulation results to evaluate our theoretical results and also detect some of the subtleties that are not implied by our theoretical work. Finally, we conclude in [section 5](#).

2. Main contributions. As described before, our main goal is to calculate $R_{\infty}(\Sigma(\beta, L), \sigma_n)$ and $R_2(\Sigma(\beta, L), \sigma_n)$ defined in [\(1.3\)](#) and [\(1.4\)](#) and compare them with the corresponding results for the denoising problem. Since in imaging applications the samples are equispaced, we consider the following model for the data:

$$Y_i = f(i/n) \varepsilon_i + \tau_i,$$

where $\varepsilon_i \stackrel{iid}{\sim} \mathcal{N}(0, 1)$ and $\tau_i \stackrel{iid}{\sim} \mathcal{N}(0, \sigma_n^2)$, and $\sigma_n^2 = \sigma^2$ is a constant or $\sigma_n^2 = o(1)$. Our first result establishes the minimax risk $R_2(\Sigma(\beta, L), \sigma_n)$.

THEOREM 2.1. *Assume σ_n is either a constant or vanishes as $n \rightarrow \infty$. Then, there exist constants $C_1, C_2 > 0$ such that for any $0 < \varepsilon < \frac{2\beta}{2\beta+1}$, we have*

$$C_1 n^{-\frac{2\beta}{2\beta+1}} \leq R_2(\Sigma(\beta, L), \sigma_n) \leq C_2 n^{-\frac{2\beta}{2\beta+1} + \varepsilon}.$$

There are a few points that we would like to emphasize about this theorem.

Remark 2.2. Note that the rates we have obtained for $R_2(\Sigma(\beta, L), \sigma_n)$ do not depend on σ_n . In other words, even if σ_n converges to zero very fast, it does not improve the decay rate, and the bottleneck is the multiplicative noise.

Remark 2.3. Ignoring the minor mismatch between the upper bound and the lower bound, roughly speaking, this theorem states that $R_2(\Sigma(\beta, L), \sigma_n) \sim n^{-\frac{2\beta}{2\beta+1}}$. While our theoretical results obtain the rates for large values of n , the simulation results we obtain in [section 4](#) confirm this observation even for not-so-large values of n .

Remark 2.4. Comparing the approximate decay rate $R_2(\Sigma(\beta, L), \sigma_n) \sim n^{-\frac{2\beta}{2\beta+1}}$ with that of the additive noise, i.e. [\(1.5\)](#), we realize that the rates are the same when σ_n is a constant that does not decay with n . In other words, as far as the minimax rates of estimation are concerned, if the variances of the additive noise and multiplicative noise are at the same order, then the complexity of despeckling and denoising problems are the same.

Our second theorem aims to calculate $R_\infty(\Sigma(\beta, L), \sigma_n)$.

THEOREM 2.5. *Assume σ_n is either a constant or vanishes as $n \rightarrow \infty$. Then, there exist constants $C_1, C_2 > 0$ such that for any $0 < \varepsilon < \frac{\beta}{2\beta+1}$, we have*

$$C_1 \left(\frac{n}{\log n} \right)^{-\frac{\beta}{2\beta+1}} \leq R_\infty(\Sigma(\beta, L), \sigma_n) \leq C_2 \left(\frac{n}{\log n} \right)^{-\frac{\beta}{2\beta+1} + \varepsilon}.$$

All the remarks we made about [Theorem 2.1](#) are also true about [Theorem 2.5](#). Hence, we do not repeat them here.

3. Proofs. This section is devoted to the proofs of [Theorem 2.1](#) and [Theorem 2.5](#). Before we start the proofs, we state a few preliminary results that will be used in our proofs.

3.1. Preliminaries. In this section we review some basic lemmas, most of which are borrowed from other papers, that are used throughout our main proofs.

The first lemma is a basic concentration for simple quadratic functions of Gaussian random vectors.

LEMMA 3.1. (*Laurent and Massart, 2000*) *Let Z_1, Z_2, \dots, Z_n be iid random variables distributed as $\mathcal{N}(0, 1)$ and $a \in \mathbb{R}_{\geq 0}^n$. Then for all $t \geq 0$,*

$$\mathbb{P} \left(\sum_i a_i Z_i^2 - \sum_i a_i \geq 2\|a\|_2 \sqrt{t} + 2\|a\|_\infty t \right) \leq e^{-t},$$

and

$$\mathbb{P} \left(\sum_i a_i Z_i^2 - \sum_i a_i \leq -2\|a\|_2 \sqrt{t} \right) \leq e^{-t}.$$

The next lemma is a version of the well-known Berry-Esseen theorem.

LEMMA 3.2. (*non-iid Berry-Esseen theorem (Berry, 1941)*) *Let Z_1, Z_2, \dots, Z_n be independent, zero mean random variables with finite second moment. Suppose that there exists a fixed number κ such that*

$$\max_{1 \leq i \leq n} \frac{\mathbb{E}|Z_i|^3}{\mathbb{E}(Z_i)^2} \leq \kappa.$$

If F, Φ denote the CDFs of $\frac{\sum_i Z_i}{\sqrt{\sum_i \mathbb{E}Z_i^2}}$ and $\mathcal{N}(0, 1)$ respectively, then there exists a constant C_0 , such that

$$\sup_x |F(x) - \Phi(x)| \leq C_0 \frac{\kappa}{\sqrt{\sum_i \mathbb{E}Z_i^2}}.$$

Our next lemma proves concentration of quadratic functions of Gaussian random vectors. Note that the extension to subgaussian random vectors can be found in Theorem 6.2.1 of (Vershynin, 2018).

LEMMA 3.3. (*Hanson-Wright inequality (Vershynin, 2018)*) Consider a Gaussian random vector $X = (X_1, \dots, X_n) \in \mathbb{R}^n$ whose elements are independent and mean zero. Let A be an $n \times n$ matrix. Then, for every $t \geq 0$, we have

$$\mathbb{P} \left\{ |X^T A X - \mathbb{E}(X^T A X)| \geq t \right\} \leq 2 \exp \left[-c \min \left(\frac{t^2}{\lambda^4 \|A\|_F^2}, \frac{t}{\lambda^2 \|A\|} \right) \right]$$

where $\lambda > 0$ is a constant depending only on the distribution of X and $c > 0$ is a constant that does not depend on any other parameter.

Our last lemma will be used in the proofs of the lower bounds.

LEMMA 3.4. (*Gilbert-Varshamov bound (Gilbert, 1952), (Varshamov, 1957), (Korostelev and Tsybakov, 1993)*) Let $\Omega = \{0, 1\}^m$, where $m \geq 8$. Then, there exists a hypercube $\Omega' := \{\omega^1, \dots, \omega^M\} \subseteq \Omega$ such that $M \geq 2^{m/8}$, each ω_i has at least $m/16$ nonzero entries, and we have $\rho(\omega^j, \omega^k) \geq m/16$ for each $j \neq k$.

In our main proofs, we also use “basic” functions that are defined below.

DEFINITION 1. The function $\phi : \mathbb{R} \rightarrow \mathbb{R}$ is called a ‘basic’ function for the class $\Sigma(\beta, L)$ if and only if it satisfies the following four properties:

- (a) ϕ is infinitely differentiable on \mathbb{R} .
- (b) $\phi(x) = 0$ if $x \notin (-\frac{1}{2}, \frac{1}{2})$.
- (c) $\phi(x) > 0$ if $x \in (-\frac{1}{2}, \frac{1}{2})$.
- (d) $\max_x |\phi'(x)| \leq L$, where ϕ' is the derivative of ϕ .

We should emphasize that it is possible to construct a basic function for $\Sigma(\beta, L)$. For instance, we can construct a basic function for $\Sigma(\beta, L)$ using the following function:

$$\phi_0(x) = \begin{cases} \exp\left(\frac{4}{4x^2-1}\right), & x < \frac{1}{2}, \\ 0, & \text{otherwise.} \end{cases}$$

It is easy to see that ϕ_0 satisfies the conditions (a), (b) and (c). If we define the function $\phi(x) = L\phi_0(x)/\bar{\phi}_0$, with $\bar{\phi}_0 := \max_x |\phi_0'(x)|$, then $\phi(x)$ will satisfy condition (d) as well. Hence, ϕ is a basic function for $\Sigma(\beta, L)$.

3.2. Proof of the lower bound of Theorem 2.1.

For the lower bound, we need to show $\sup_{f \in \Sigma(\beta, L)} \mathbb{E}_f \|f - \hat{\nu}\|_2$ is large for all estimators $\hat{\nu}$. It’s clear that

$$\max_{\nu \in \{\nu_0, \nu_1, \dots, \nu_M\} \subseteq \Sigma(\beta, L)} \mathbb{E}_\nu \|\nu - \hat{\nu}\|_2 \leq \sup_{f \in \Sigma(\beta, L)} \mathbb{E}_f \|f - \hat{\nu}\|_2,$$

for any $\{\nu_0, \nu_1, \dots, \nu_M\} \subseteq \Sigma(\beta, L)$. Therefore, it’s sufficient to construct M functions, $\nu_0, \nu_1, \dots, \nu_M \in \Sigma(\beta, L)$ such that for all estimators $\hat{\nu}$, $\mathbb{E}_\nu \|\nu - \hat{\nu}\|_2$ is large for at least one ν_i . In order to obtain a lower bound for $\mathbb{E}_\nu \|\nu - \hat{\nu}\|_2$, we can use Markov inequality and obtain

$$\mathbb{E} \|\nu - \hat{\nu}\|_2 \geq t \times \mathbb{P}(\|\nu - \hat{\nu}\|_2 > t),$$

which holds for every $t > 0$. Hence, it’s sufficient to construct functions $\nu_0, \nu_1, \dots, \nu_M \in \Sigma(\beta, L)$ such that for all estimators $\hat{\nu}$, there exists at least one ν_i for which $\mathbb{P}(\|\nu_i -$

$\hat{\nu}\|_2 > t$) is bounded away from zero. It is straightforward to see that the larger $\mathbb{P}_{\nu_i}(\|\nu_i - \hat{\nu}\|_2 > t)$ is, the larger the lower bound will be. Hence the problem of finding a good lower bound reduces to the problem of choosing M and $\nu_0, \nu_1, \nu_2, \dots, \nu_M$.

Our next lemma which is a restatement of Theorem 2.5.3 in [Korostelev and Tsybakov \(1993\)](#), clarifies what properties we expect the functions to satisfy, and what lower bound we can obtain for $\max_{0 \leq j \leq M} \mathbb{P}_{\nu_j}(\|\hat{\nu} - \nu_j\|_2 \geq t)$. Recall that the notation of likelihood ratio $\Lambda(\nu_0, \nu_1)$ is defined in [\(1.7\)](#).

LEMMA 3.5. *Suppose $\nu_0, \nu_1, \dots, \nu_M$ are real-valued functions such that the following conditions hold:*

(i) *For all $0 \leq j \neq k \leq M$, $d(\nu_j, \nu_k) \geq 2s_n > 0$, where d is a distance on $\Sigma(\beta, L)$. (For our current proof, assume d is L_2 .)*

(ii) *For all $j \in \{1, 2, \dots, M\}$, $\exists \lambda < 1$ such that $\lambda_j < \lambda$ and we have*

$$\mathbb{P}_{\nu_j}(\Lambda(\nu_0, \nu_j) > M^{-\lambda_j}) > p^*,$$

where p^* is independent of n, j , and $\Lambda(\nu_0, \nu_j)$ is defined in [\(1.7\)](#). Then, for every estimator $\hat{\nu}_n$, we have

$$\max_{0 \leq j \leq M} \mathbb{P}_{\nu_j}(d(\hat{\nu}_n, \nu_j) \geq s_n) \geq p^*/2.$$

So, one of the main challenges of the proof is to construct the suitable choices of functions $\nu_0, \nu_1, \dots, \nu_M$ that satisfy the assumptions in [Lemma 3.5](#). To construct these functions, we first consider ϕ which is a basic function (see [Definition 1](#)) for $\Sigma(\beta, L/2)$. Set $\delta_n = n^{-\alpha}$ for some $\alpha > 0$, and $m = \lceil \delta_n^{-1} \rceil$. Define what we call ‘bump’ functions as

$$(3.1) \quad f_{j,n}(x) := \delta_n^\beta \phi\left(\frac{x - b_j}{\delta_n}\right), \quad j = 1, \dots, m,$$

where

$$(3.2) \quad b_j = (2j - 1)\frac{\delta_n}{2}.$$

Since dependence on n is clear, we denote $f_{j,n}$ and δ_n by f_j and δ respectively. By combining these bump functions, we aim to construct the functions that are required in [Lemma 3.5](#). Towards this goal, for $l = 1, \dots, 2^m$, consider $\omega_l \in \{0, 1\}^m$ and define

$$(3.3) \quad g_l(x) := 1 - \sum_{j=1}^m (\omega_l)_j f_j(x).$$

In order to construct $\nu_0, \nu_1, \dots, \nu_M$, we will pick M of these functions that satisfy certain properties that we will clarify later. However, before doing that, let us show that $g_l(x)$ also belongs to $\Sigma(\beta, L)$.

LEMMA 3.6. *For $l = 1, \dots, 2^m$, $g_l \in \Sigma(\beta, L)$.*

The proof of this lemma is presented in [subsection 3.2.1](#). Now, define $\nu_0 \equiv 1$ and ν_1, \dots, ν_M to be elements in $\{g_l : l = 1, \dots, 2^m\}$ such that for the corresponding elements in $\{0, 1\}^m$, called $\omega_1, \dots, \omega_M$, we have $\rho(\omega_i, \omega_j) \geq \frac{m}{16}$ for all $i, j \in \{1, \dots, M\}$, and each ω_i has at least $m/16$ nonzero entries. We fix M to be $\lceil 2^{m/8} \rceil$ which is guaranteed by [Lemma 3.4](#). It is straightforward to confirm that for all $0 \leq j \neq k \leq M$,

$$\|\nu_j - \nu_k\|_2 \geq \sqrt{\frac{m}{16}} \|f_1\|_2 = \sqrt{\frac{m}{16}} \delta^{\beta+1/2} \|\phi\|_2 = \frac{\delta^\beta \|\phi\|_2}{4}.$$

The likelihood ratio required in [Lemma 3.5](#) is given by

$$\begin{aligned}
\Lambda(\nu_0, \nu_l) &= \prod_i \sqrt{\frac{\sigma_n^2 + \nu_l^2(i/n)}{1 + \sigma_n^2}} \exp \left[\sum_i \frac{Y_i^2}{2(\sigma_n^2 + \nu_l^2(i/n))} - \sum_i \frac{Y_i^2}{2(1 + \sigma_n^2)} \right] \\
&= \exp \left[\sum_i \frac{Y_i^2}{2} \left(\frac{1}{\sigma_n^2 + \nu_l^2(i/n)} - \frac{1}{1 + \sigma_n^2} \right) + \frac{1}{2} \sum_i \log \frac{1 + \sigma_n^{-2} \nu_l^2(i/n)}{1 + \sigma_n^{-2}} \right] \\
&= \exp \left[\sum_i \frac{Y_i^2}{2(1 + \sigma_n^2)} \left(\frac{1 + \sigma_n^{-2}}{1 + \sigma_n^{-2} \nu_l^2(i/n)} - 1 \right) + \frac{1}{2} \sum_i \log \frac{1 + \sigma_n^{-2} \nu_l^2(i/n)}{1 + \sigma_n^{-2}} \right].
\end{aligned}$$

To apply [Lemma 3.5](#), we need to show the following result:

LEMMA 3.7. *If we set $\alpha = 1/(2\beta + 1)$, then there exists some $\lambda < 1$, such that for all l ,*

$$\mathbb{P}_{\nu_l} (\Lambda(\nu_0, \nu_l) > M^{-\lambda_l}) > p^*,$$

where $\lambda_l < \lambda$ and the functions ν_l are defined earlier.

The proof of this lemma is postponed to [subsection 3.2.1](#). Combining the results of [Lemma 3.5](#) and [Lemma 3.7](#) gives us

$$\max_{0 \leq j \leq M} \mathbb{P}_{\nu_j} \left(\|\hat{\nu} - \nu_j\|_2 \geq \frac{\delta^\beta \|\phi\|_2}{8} \right) = \max_{0 \leq j \leq M} \mathbb{P}_{\nu_j} \left(\|\hat{\nu} - \nu_j\|_2^2 \geq \frac{\delta^{2\beta} \|\phi\|_2^2}{64} \right) \geq p^*/2.$$

Using Markov's inequality, for any estimator $\hat{\nu}$,

$$\max_{0 \leq j \leq M} \mathbb{E}_{\nu_j} \|\hat{\nu} - \nu_j\|_2^2 \geq \frac{p^* \delta^{2\beta} \|\phi\|_2^2}{128}$$

Hence,

$$R_2(\Sigma(\beta, L), \sigma_n) \geq \frac{p^* \delta^{2\beta} \|\phi\|_2^2}{128} = \Omega \left(n^{-\frac{2\beta}{2\beta+1}} \right).$$

3.2.1. Proof of [Lemma 3.6](#) and [Lemma 3.7](#).

Proof. ([Lemma 3.6](#)) First we claim that if ϕ is a basic function for the class $\Sigma(\beta, L/2)$, then $f_j \in \Sigma(\beta, L/2)$, or equivalently, $|f_j(x) - f_j(y)| \leq \frac{L}{2}|x - y|^\beta$. Note that if $x, y \in (\text{supp}(f_j))^c$, then the condition $|f_j(x) - f_j(y)| \leq \frac{L}{2}|x - y|^\beta$ trivially holds. Hence, we consider the following situations:

- $x, y \in \text{supp}(f)$: Because of Property (d) of basic functions, we have

$$\sup_x |\phi'(x)| \leq \frac{L}{2}.$$

Hence, using the mean value theorem we have

$$\left| \phi \left(\frac{x - b_j}{\delta} \right) - \phi \left(\frac{y - b_j}{\delta} \right) \right| \leq \frac{L}{2} \left| \frac{x - y}{\delta} \right| \leq \frac{L}{2} \left| \frac{x - y}{\delta} \right|^\beta.$$

Note that $\left| \frac{x - y}{\delta} \right| \leq 1$ and $\beta \leq 1$. This implies that

$$|f_j(x) - f_j(y)| \leq \frac{L}{2} |x - y|^\beta.$$

- $x \in \text{supp}(f_j)$ and $y \notin \text{supp}(f_j)$. Without loss of generality assume that $x < y$. Since $\phi\left(\frac{1}{2}\right) = 0$, we have $f_j\left(b_j + \frac{\delta}{2}\right) = 0$. Also,

$$\begin{aligned} |f_j(x) - f_j(y)| &= |f_j(x)| = \left| f_j(x) - f_j\left(b_j + \frac{\delta}{2}\right) \right| \\ &= \delta^\beta \left| \phi\left(\frac{x - b_j}{\delta}\right) - \phi\left(\frac{1}{2}\right) \right| \leq \delta^\beta \times \frac{L}{2} \left| \frac{x - b_j}{\delta} - \frac{1}{2} \right| \\ &\leq \delta^\beta \times \frac{L}{2} \left| \frac{x - b_j}{\delta} - \frac{1}{2} \right|^\beta = \frac{L}{2} \left| x - b_j - \frac{\delta}{2} \right|^\beta. \end{aligned}$$

Note that since $x \in \text{supp}(f_j)$, we know $\left| \frac{x - b_j}{\delta} - \frac{1}{2} \right| \leq 1$. Finally, since $x < y$ and $y \notin \text{supp}(f_j)$, we have $|x - (b_j + \frac{\delta}{2})| \leq |x - y|$, so

$$|f_j(x) - f_j(y)| \leq \frac{L}{2} |x - y|^\beta.$$

So far, we have shown that all the bump functions belong to $\Sigma(\beta, L/2)$. Now we would like to show that g_l also belongs to $\Sigma(\beta, L)$. Note that g_l is a sum of a finite number of bump functions.

Now we show $f_1 + f_3 \in \Sigma(\beta, L/2)$. The only nontrivial case is the one where $x \in \text{supp}(f_1)$ and $y \in \text{supp}(f_3)$. We can write

$$\begin{aligned} |(f_1 + f_3)(x) - (f_1 + f_3)(y)| &= |f_1(x) - f_3(y)| = \delta^\beta \left| \phi\left(\frac{x - b_1}{\delta}\right) - \phi\left(\frac{y - b_3}{\delta}\right) \right| \\ &\leq \delta^\beta \times \frac{L}{2} \left| \frac{x - b_1 - y + b_3}{\delta} \right| = \delta^\beta \times \frac{L}{2} \left| \frac{x - y + 2\delta}{\delta} \right| \leq \delta^\beta \times \frac{L}{2} \leq \frac{L}{2} |x - y|^\beta. \end{aligned}$$

(Notice that since $x \in \text{supp}(f_1)$, $y \in \text{supp}(f_3)$, we know $\left| \frac{x - y + 2\delta}{\delta} \right| \leq 1$ and $\delta \leq |x - y|$.) Clearly, this argument proves $f_a + f_b \in \Sigma(\beta, L/2)$ for any pair $\{a, b\}$ where $a \neq b$ are both odd numbers. Inductively, we have

$$\sum_{\substack{j=1 \\ j \text{ is odd}}}^m (w_l)_j f_j(x) \in \Sigma(\beta, L/2).$$

Similarly, we can get

$$\sum_{\substack{j=2 \\ j \text{ is even}}}^m (w_l)_j f_j(x) \in \Sigma(\beta, L/2).$$

Now we claim if $h_1, h_2 \in \Sigma(\beta, L/2)$, we have $h_1 + h_2 \in \Sigma(\beta, L)$.

$$\begin{aligned} |(h_1 + h_2)(x) - (h_1 + h_2)(y)| &\leq |h_1(x) - h_1(y)| + |h_2(x) - h_2(y)| \\ &\leq \frac{L}{2} |x - y| + \frac{L}{2} |x - y| = L |x - y|. \end{aligned}$$

Therefore, $\sum_{j=1}^m (w_l)_j f_j(x)$ and hence g_l are in $\Sigma(\beta, L)$. \square

Proof. (Lemma 3.7)

Our goal is to prove that

$$(3.4) \quad \mathbb{P}_l \left(\sum_i \frac{Y_i^2}{(1 + \sigma_n^2)} \left(\frac{1 + \sigma_n^{-2}}{1 + \sigma_n^{-2} \nu_l^2(i/n)} - 1 \right) + \sum_i \log \frac{1 + \sigma_n^{-2} \nu_l^2(i/n)}{1 + \sigma_n^{-2}} > -2\lambda_l \log M \right) > p^*,$$

for all $l = 1, \dots, M$. Since there is no ambiguity, we use the notation \mathbb{P}_{ν_l} instead of \mathbb{P}_l for notational simplicity. For $i = 1, \dots, n$ and $l = 1, \dots, M$, define:

$$x_{l,i} := \sum_{j=1}^m (\omega_l)_j f_j(i/n).$$

Using this notation, we have $\nu_l(i/n) = 1 - x_{l,i}$. In order to prove (3.4) we need to show that

$$(3.5) \quad \mathbb{P}_l \left(\sum_i \frac{Y_i^2}{(1 + \sigma_n^2)} \left(\frac{1 + \sigma_n^{-2}}{1 + \sigma_n^{-2} - 2\sigma_n^{-2}x_{l,i} + \sigma_n^{-2}x_{l,i}^2} - 1 \right) + \sum_i \log \frac{1 + \sigma_n^{-2} - 2\sigma_n^{-2}x_{l,i} + \sigma_n^{-2}x_{l,i}^2}{1 + \sigma_n^{-2}} > -2\lambda_l \log M \right) > p^*.$$

If we define $s_{l,i} := \frac{(2x_{l,i} - x_{l,i}^2)}{\sigma_n^2 + 1}$, then proving (3.5) is equivalent to proving

$$(3.6) \quad \mathbb{P}_l \left[\sum_i \frac{Y_i^2}{(1 + \sigma_n^2)} \left(\frac{1}{1 - s_{l,i}} - 1 \right) + \sum_i \log(1 - s_{l,i}) > -2\lambda_l \log M \right] > p^*.$$

We aim to simplify the likelihood expression further by using the mean value theorem. According to this theorem, we have that for some $\epsilon_{l,i}, \epsilon'_{l,i} \in (0, s_{l,i})$,

$$\begin{aligned} \frac{1}{1 - s_{l,i}} &= 1 + s_{l,i} + \frac{s_{l,i}^2}{(1 - \epsilon_{l,i})^3} \\ \log(1 - s_{l,i}) &= -s_{l,i} - s_{l,i}^2 \frac{1}{2(1 - \epsilon'_{l,i})^2}. \end{aligned}$$

Using these two equations we conclude that proving (3.6) is equivalent to proving:

$$(3.7) \quad \mathbb{P}_l \left[\sum_i \frac{Y_i^2}{(1 + \sigma_n^2)} \left(s_{l,i} + \frac{s_{l,i}^2}{(1 - \epsilon_{l,i})^3} \right) - \sum_i \left(s_{l,i} + \frac{s_{l,i}^2}{2(1 - \epsilon'_{l,i})^2} \right) > -2\lambda_l \log M \right] > p^*.$$

For large enough n , we have that $0 < \epsilon_{l,i}, \epsilon'_{l,i} < s_{l,i} < 2x_{l,i} \leq 2\delta^\beta \phi^* < \frac{1}{2}$ (Notice that for one and only one value of $j = 1, \dots, m$, we have $f_j(i/n) = \delta^\beta \phi\left(\frac{i/n - b_j}{\delta}\right) > 0$). Hence, in order to prove (3.7) it is sufficient to prove the following:

$$\mathbb{P}_l \left[\sum_i \frac{Y_i^2}{(1 + \sigma_n^2)} (s_{l,i} + s_{l,i}^2) - \sum_i (s_{l,i} + 2s_{l,i}^2) > -2\lambda_l \log M \right] > p^*$$

which is equivalent to proving:

$$(3.8) \quad \mathbb{P}_l \left[\sum_i s_{l,i} \left(\frac{Y_i^2}{(1 + \sigma_n^2)} - 1 \right) + \sum_i s_{l,i}^2 \left(\frac{Y_i^2}{(1 + \sigma_n^2)} - 2 \right) > -2\lambda_l \log M \right] > p^*.$$

Using Lemma 3.1, $\forall t \geq 0$ we have,

$$\begin{aligned} \mathbb{P}_l \left(\sum_i Y_i^2 \left(\frac{1}{\sigma_n^2 + \nu_l^2(i/n)} \right) s_{l,i}^2 \frac{1 + \sigma_n^{-2} \nu_l^2(i/n)}{1 + \sigma_n^{-2}} \leq \sum_i s_{l,i}^2 \frac{1 + \sigma_n^{-2} \nu_l^2(i/n)}{1 + \sigma_n^{-2}} \right. \\ \left. - 2\sqrt{t} \sqrt{\sum_i s_{l,i}^4 \left(\frac{1 + \sigma_n^{-2} \nu_l^2(i/n)}{1 + \sigma_n^{-2}} \right)^2} \right) \leq e^{-t}. \end{aligned}$$

Recalling the definition of $s_{l,i}$, we know $1 - s_{l,i} = \frac{1 + \sigma_n^{-2} \nu_l^2(i/n)}{1 + \sigma_n^{-2}}$. Therefore, we have

$$(3.9) \quad \begin{aligned} \mathbb{P}_l \left(\sum_i Y_i^2 \left(\frac{1}{\sigma_n^2 + \nu_l^2(i/n)} \right) s_{l,i}^2 (1 - s_{l,i}) \leq \sum_i s_{l,i}^2 (1 - s_{l,i}) \right. \\ \left. - 2\sqrt{t} \sqrt{\sum_i s_{l,i}^4 (1 - s_{l,i})^2} \right) \leq e^{-t}. \end{aligned}$$

Using (3.9) in (3.8), we conclude that a sufficient condition for proving (3.8) is to show that for some $t \geq 0$,

$$(3.10) \quad \begin{aligned} \mathbb{P}_l \left(\sum_i s_{l,i} \left(\frac{Y_i^2}{(1 + \sigma_n^2)} - 1 \right) - \sum_i s_{l,i}^2 (1 + s_{l,i}) - 2\sqrt{t} \sqrt{\sum_i s_{l,i}^4} > -2\lambda_l \log M \right) \\ > p^* + e^{-t}. \end{aligned}$$

Notice that for $\forall r \in \mathbb{Z}^+$, we have

$$\sum_i x_{l,i}^r = \sum_i \left[\sum_{j=1}^m (\omega_l)_j f_j(i/n) \right]^r = \sum_i \sum_{j=1}^m (\omega_l)_j^r f_j^r(i/n),$$

since the terms with a factor $f_j(i/n)f_k(i/n)$ are zero for $j \neq k$. Hence we have

$$\begin{aligned} \sum_i \sum_{\{j: (\omega_l)_j=1\}} f_j^r(i/n) &= \sum_i \sum_{\{j: (\omega_l)_j=1\}} \delta^{r\beta} \phi^r \left(\frac{i/n - b_j}{\delta} \right) \\ &= \sum_{\{j: (\omega_l)_j=1\}} \delta^{\beta r+1} n (\|\phi\|_r^r + o(1)) = C_l m \delta^{\beta r+1} n (\|\phi\|_r^r + o(1)), \end{aligned}$$

where $C_l m$ is the number of nonzero elements in ω_l . By construction, we know $1 \geq C_l \geq 1/16$. Since $x_{l,i}/2 < s_{l,i} < 2x_{l,i}$, we have

$$\left(\frac{1}{2}\right)^r C_l m \delta^{\beta r+1} n (\|\phi\|_r^r + o(1)) < \sum s_{l,i}^r < 2^r C_l m \delta^{\beta r+1} n (\|\phi\|_r^r + o(1)).$$

Now, if we use the upper bounds for $\sum s_{l,i}^2$, $\sum s_{l,i}^3$, and $\sum s_{l,i}^4$, we conclude that for showing (3.10) it is sufficient to prove that

$$\begin{aligned} & \mathbb{P}_l \left(\sum_i s_{l,i} \left(\frac{Y_i^2}{(1+\sigma_n^2)} - 1 \right) - 4C_l m \delta^{2\beta+1} n (\|\phi\|_2^2 + o(1)) \right. \\ & \quad \left. - 8C_l m \delta^{3\beta+1} n (\|\phi\|_3^3 + o(1)) - 2\sqrt{t} \sqrt{16C_l m \delta^{4\beta+1} n (\|\phi\|_4^4 + o(1))} > -2\lambda_l \log M \right) \\ & > p^* + e^{-t}. \end{aligned} \tag{3.11}$$

Now if we use the choice $\alpha = 1/(2\beta + 1)$, we have $\delta^{2\beta+1} n = 1$. To prove (3.11), it is sufficient to show

$$\begin{aligned} & \mathbb{P}_l \left(\sum_i s_{l,i} \left(\frac{Y_i^2}{(1+\sigma_n^2)} - 1 \right) - 4C_l m (\|\phi\|_2^2 + o(1)) \right. \\ & \quad \left. - 8C_l m \delta^\beta (\|\phi\|_3^3 + o(1)) - 2\sqrt{t} \sqrt{16C_l m \delta^{2\beta} (\|\phi\|_4^4 + o(1))} > -2\lambda_l \log M \right) > p^* + e^{-t}. \end{aligned}$$

which is equivalent to

$$(3.12) \quad \mathbb{P}_l \left(\sum_i s_{l,i} \left(\frac{Y_i^2}{(1+\sigma_n^2)} - 1 \right) - 4C_l m \|\phi\|_2^2 + o(m) > -2\lambda_l \log M \right) > p^* + e^{-t}.$$

Now since we already knew that $M = \lceil 2^{\frac{m}{8}} \rceil$ and that $\sum s_{l,i}^2 < 5C_l m \|\phi\|_2^2$, in order to prove (3.12) it's sufficient to show that

$$(3.13) \quad \mathbb{P}_l \left(\sum_i \frac{s_{l,i}}{\sqrt{2 \sum s_{l,i}^2 (1-s_{l,i})^2}} \left(\frac{Y_i^2}{(1+\sigma_n^2)} - 1 + s_{l,i} \right) > \frac{m(9C_l \|\phi\|_2^2 - \lambda_l/5)}{\sqrt{2 \sum s_{l,i}^2 (1-s_{l,i})^2}} \right) > p^*.$$

As we discussed before, for large enough n , we have that $0 < \epsilon_{l,i}, \epsilon'_{l,i} < s_{l,i} < 2x_{l,i} \leq 2\delta^\beta \phi^* < \frac{1}{2}$. By bounding $\sqrt{(1-s_{l,i})^2}$ on the right hand side of (3.12), we realize that if we show the following it will imply (3.13):

$$\begin{aligned} & \mathbb{P}_l \left(\sum_i \frac{s_{l,i}}{\sqrt{2 \sum s_{l,i}^2 (1-s_{l,i})^2}} \left(\frac{Y_i^2}{(1+\sigma_n^2)} - 1 + s_{l,i} \right) > \frac{m\sqrt{2} (9C_l \|\phi\|_2^2 - \lambda_l/5)}{\sqrt{\sum s_{l,i}^2}} \right) \\ & > p^*. \end{aligned}$$

Note that if we use [Lemma 3.2](#), proving the above equation will be equivalent to showing:

$$(3.14) \quad \mathbb{P} \left(\mathcal{N}(0, 1) > \frac{m\sqrt{2} (9C_l \|\phi\|_2^2 - \lambda_l/5)}{\sqrt{\sum s_{l,i}^2}} \right) > p^*.$$

Hence we have to answer two questions to finish the proof:

- Does [\(3.14\)](#) hold?
- Do the conditions of [Lemma 3.2](#) hold in deriving [\(3.14\)](#)?

We answer these two questions below:

- Does [\(3.14\)](#) hold?

Using the bounds we discussed before for $\sum s_{l,i}^2$, in order to show [\(3.14\)](#) it's sufficient to show that

$$\begin{aligned} & \mathbb{P} \left(\mathcal{N}(0, 1) > \frac{m\sqrt{10} (9C_l \|\phi\|_2^2 - \lambda_l/5)}{\sqrt{C_l m \|\phi\|_2^2}} \right) > p^* \iff \\ & \mathbb{P} \left(\mathcal{N}(0, 1) > \sqrt{10m} \left(9\|\phi\|_2 \sqrt{C_l} - \frac{\lambda_l}{5\sqrt{C_l} \|\phi\|_2} \right) \right) > p^*. \end{aligned}$$

Note that $\frac{1}{16} \leq C_l \leq 1$. Hence, if we choose $\lambda_l = \sqrt{\frac{C_l}{2}}$, and ϕ is small enough such that $\|\phi\|_2 < 1/10$, we have $B_l < 0$ where $B_l := 9\|\phi\|_2 \sqrt{C_l} - \frac{\lambda_l}{5\sqrt{C_l} \|\phi\|_2}$. Hence, we need to show

$$\mathbb{P} \left(\mathcal{N}(0, 1) > \sqrt{10m} B_l \right) > p^*.$$

Since $B_l < 0$, we can take $p^* = 1/2$.

- Do the conditions of [Lemma 3.2](#) hold in deriving [\(3.14\)](#)?

For $i = 1, \dots, n$, define $X_i := s_{l,i} \left(\frac{Y_i^2}{(1+\sigma_n^2)} - 1 + s_{l,i} \right)$. It is straightforward to see that

$$\begin{aligned} \mathbb{E}(X_i) &= s_{l,i} \left(\frac{\mathbb{E}(Y_i^2)}{(1+\sigma_n^2)} - 1 + s_{l,i} \right) = s_{l,i} \left(\frac{\sigma_n^2 + \nu_l^2(i/n)}{1+\sigma_n^2} - 1 + s_{l,i} \right) \\ &= s_{l,i}(1 - s_{l,i} - 1 + s_{l,i}) = 0, \end{aligned}$$

and

$$\begin{aligned} \mathbb{E}(X_i^2) &= \text{Var}(X_i) = \frac{s_{l,i}^2}{(1+\sigma_n^2)^2} \text{Var}(Y_i^2) = \frac{s_{l,i}^2}{(1+\sigma_n^2)^2} \left(\mathbb{E}(Y_i^4) - \mathbb{E}(Y_i^2)^2 \right) \\ &= s_{l,i}^2 \times 2 \left(\frac{\sigma_n^2 + \nu_l^2(i/n)}{1+\sigma_n^2} \right)^2 = 2(1 - s_{l,i})^2 s_{l,i}^2. \end{aligned}$$

Moreover,

$$\begin{aligned}
\mathbb{E}|X_i|^3 &\leq s_{l,i}^3 \mathbb{E} \left[\left(\frac{Y_i^2}{1 + \sigma_n^2} - (1 - s_{l,i}) \right)^3 \right] = s_{l,i}^3 \mathbb{E} \left[\left(\frac{Y_i^2 - (\sigma_n^2 + \nu_l^2(i/n))}{1 + \sigma_n^2} \right)^3 \right] \\
&\leq \left(\frac{s_{l,i}}{1 + \sigma_n^2} \right)^3 \left[\mathbb{E}Y_i^6 + 3\mathbb{E}Y_i^4 (\sigma_n^2 + \nu_l^2(i/n)) + 3\mathbb{E}Y_i^2 (\sigma_n^2 + \nu_l^2(i/n))^2 \right. \\
&\quad \left. + (\sigma_n^2 + \nu_l^2(i/n))^3 \right] \\
&= \left(\frac{s_{l,i}}{1 + \sigma_n^2} \right)^3 \left(15 (\sigma_n^2 + \nu_l^2(i/n))^3 + 9 (\sigma_n^2 + \nu_l^2(i/n))^3 \right. \\
&\quad \left. + 3 (\sigma_n^2 + \nu_l^2(i/n))^3 + (\sigma_n^2 + \nu_l^2(i/n))^3 \right) = 28s_{l,i}^3 (1 - s_{l,i})^3.
\end{aligned}$$

So we can take $\rho = 28\delta^\beta \phi^*$. Now if $S_* := \frac{\sum_i X_i}{\sqrt{\sum_i \mathbb{E}X_i^2}}$, we have

$$\begin{aligned}
\sup_x |F_{S_*}(x) - \Phi(x)| &< C_o \left(\frac{28\delta^\beta \phi^*}{\sqrt{2 \sum s_{l,i}^2 (1 - s_{l,i})^2}} \right) < \frac{C'_0 \delta^\beta}{\left(\sqrt{\sum s_{l,i}^2} \right)} = O\left(\frac{\delta^\beta}{\sqrt{m}} \right) \\
&= O\left(\delta^{\beta+1/2} \right) = o(1). \\
&\implies \left| \mathbb{P}(S_* > x) - \mathbb{P}(\mathcal{N}(0, 1) > x) \right| = o(1).
\end{aligned}$$

Hence,

$$\begin{aligned}
&\left| \mathbb{P}_l \left(\sum_i \left(\frac{Y_i^2}{(1 + \sigma_n^2)} - 1 + s_{l,i} \right) \frac{s_i}{\sqrt{2 \sum_i s_i^2 (1 - s_{l,i})^2}} > x \right) - \mathbb{P}(\mathcal{N}(0, 1) > x) \right| \\
&= O\left(\left(\frac{1}{n} \right)^{\frac{\beta}{2\beta+1}} \right) = o(1),
\end{aligned}$$

and we are done. \square

3.3. Proof of the upper bound of Theorem 2.1. For the upper bound, we need to introduce an estimator $\hat{\nu}$ such that for any ν , $\mathbb{E}_\nu \|\nu - \hat{\nu}\|_2^2$ is small. Consider this equality for any non-negative random variable X ,

$$\mathbb{E}X = \int_0^\infty \mathbb{P}(X > t) dt.$$

Using this equality, we need to show $\mathbb{P}_\nu(\|\nu - \hat{\nu}\|_2 > t) \leq h(t)$ for all ν and $t > 0$ and $\int_0^\infty h(t) dt$ is small. We consider a piecewise constant function constructed in the following way as our optimal estimator. Define $\delta := n^{-\gamma}$ for some $\gamma > 0$. We divide $[0, 1]$ into $m = \lceil \delta^{-1} \rceil$ intervals of length δ ,

$$[0, \delta), [\delta, 2\delta), \dots, [(m-2)\delta, (m-1)\delta), [(m-1)\delta, 1],$$

and denote them as B_1, \dots, B_m . Let $B(x)$ denote the interval containing x . We start with the case $\sigma_n^2 = o(1)$, and consider the other case later. Define $\mathcal{G}_x := \{i : i/n \in B(x)\}$. Our suggested estimator is $\hat{\nu}_n(x)$, where

$$(3.15) \quad \hat{\nu}_n^2(x) := \frac{\sum_{i \in \mathcal{G}_x} Y_i^2}{n\delta} = \frac{\sum_{i \in \mathcal{G}_x} f^2(i/n) \varepsilon_i^2}{n\delta} + \frac{2 \sum_{i \in \mathcal{G}_x} f(i/n) \varepsilon_i \tau_i}{n\delta} + \frac{\sum_{i \in \mathcal{G}_x} \tau_i^2}{n\delta}.$$

Define $\psi_n := n^{-\alpha}$ for some $\alpha > 0$, and let the minimum and maximum of f be denoted by $K, \tilde{K} > 0$, respectively. Note that

$$\begin{aligned} \mathbb{P}_f (\|f - \hat{\nu}_n\|_2 \geq C\psi_n) &\leq \mathbb{P}_f (\|f^2 - \hat{\nu}_n^2\|_2 \geq CK\psi_n) \\ &= \mathbb{P}_f \left(\|f^2 - \hat{\nu}_n^2\|_2^2 \geq C^2 K^2 \psi_n^2 \right) = \mathbb{P}_f \left(\sum_{m=1}^{1/\delta} \int_{B_m} |f^2(x) - \hat{\nu}_n^2(x)|^2 dx \geq C^2 K^2 \psi_n^2 \right). \end{aligned}$$

To obtain the first inequality, we have used the fact that

$$|f(x) - \hat{\nu}_n(x)| = \frac{|f^2(x) - \hat{\nu}_n^2(x)|}{f(x) + \hat{\nu}_n(x)} \leq \frac{1}{K} |f^2(x) - \hat{\nu}_n^2(x)|.$$

For $i/n \in B(x)$, we have $|i/n - x| \leq \delta$, and hence $|f(i/n) - f(x)| \leq L|i/n - x|^\beta \leq L\delta^\beta$. Therefore, for any $x, i \in \mathcal{G}_x$ we have

$$|f^2(i/n) - f^2(x)| \leq |f(i/n) - f(x)|(f(i/n) + f(x)) \leq 2\tilde{K}L\delta^\beta.$$

Therefore,

$$\left| \sum_{i \in \mathcal{G}_x} \frac{f^2(i/n)}{n\delta} - f^2(x) \right| \leq 2\tilde{K}L\delta^\beta.$$

Suppose $\beta\gamma \geq \alpha$. If we use the elementary inequalities $2(a^2 + b^2) \geq (a + b)^2$ and $3(a^2 + b^2 + c^2) \geq (a + b + c)^2$, for n, C large enough ($C > N_1$), we obtain

$$\begin{aligned} &\mathbb{P}_f \left(\sum_{m=1}^{1/\delta} \int_{B_m} |f^2(x) - \hat{\nu}_n^2(x)|^2 dx \geq C^2 K^2 \psi_n^2 \right) \\ &\leq \mathbb{P}_f \left(\sum_{m=1}^{1/\delta} \int_{B_m} \left[\left| \sum_{i \in \mathcal{G}_x} \frac{f^2(i/n)}{n\delta} - f^2(x) \right|^2 + \left| \sum_{i \in \mathcal{G}_x} \frac{f^2(i/n)}{n\delta} - \hat{\nu}_n^2(x) \right|^2 \right] dx \right. \\ &\quad \left. \geq \frac{C^2 K^2 \psi_n^2}{2} \right) \\ &\leq \mathbb{P}_f \left(6 \sum_{m=1}^{1/\delta} \int_{B_m} \left| \sum_{i \in \mathcal{G}_x} \frac{f^2(i/n)\varepsilon_i^2}{n\delta} - \sum_{i \in \mathcal{G}_x} \frac{f^2(i/n)}{n\delta} \right|^2 dx + 6 \sum_{m=1}^{1/\delta} \int_{B_m} \left| \sum_{i \in \mathcal{G}_x} \frac{\tau_i^2}{n\delta} \right|^2 dx \right. \\ &\quad \left. + 24 \sum_{m=1}^{1/\delta} \int_{B_m} \left| \sum_{i \in \mathcal{G}_x} \frac{f(i/n)\varepsilon_i\tau_i}{n\delta} \right|^2 dx + 8L^2\delta^{2\beta}\tilde{K}^2 \geq C^2 K^2 \psi_n^2 \right) \\ &\leq \mathbb{P}_f \left(\sum_{m=1}^{1/\delta} \int_{B_m} \left| \sum_{i \in \mathcal{G}_x} \frac{f^2(i/n)\varepsilon_i^2}{n\delta} - \sum_{i \in \mathcal{G}_x} \frac{f^2(i/n)}{n\delta} \right|^2 dx + \sum_{m=1}^{1/\delta} \int_{B_m} \left| \sum_{i \in \mathcal{G}_x} \frac{\tau_i^2}{n\delta} \right|^2 dx \right. \\ &\quad \left. + \sum_{m=1}^{1/\delta} \int_{B_m} \left| \sum_{i \in \mathcal{G}_x} \frac{f(i/n)\varepsilon_i\tau_i}{n\delta} \right|^2 dx \geq \frac{C^2 K^2 \psi_n^2}{48} \right) \\ &= \mathbb{P}_f \left[\delta \sum_{m=1}^{1/\delta} X_m^2 + \delta \sum_{m=1}^{1/\delta} W_m^2 + \delta \sum_{m=1}^{1/\delta} Z_m^2 \geq \frac{C^2 K^2 \psi_n^2}{48} \right], \end{aligned}$$

where

$$X_m := \sum_{i \in \mathcal{G}_x} \frac{f^2(i/n) \varepsilon_i^2}{n\delta} - \sum_{i \in \mathcal{G}_x} \frac{f^2(i/n)}{n\delta}, \quad W_m := \sum_{i \in \mathcal{G}_x} \frac{\tau_i^2}{n\delta}, \quad Z_m := \sum_{i \in \mathcal{G}_x} \frac{f(i/n) \varepsilon_i \tau_i}{n\delta}.$$

By defining $c_0 := \frac{CK}{\sqrt{48}}$, we obtain

$$\begin{aligned} & \mathbb{P}_f \left(\sum_{m=1}^{1/\delta} \int_{B_m} |f^2(x) - \hat{\nu}_n^2(x)|^2 dx \geq C^2 K^2 \psi_n^2 \right) \\ &= \mathbb{P}_f \left[\sum_{m=1}^{1/\delta} (X_m^2 + W_m^2 + Z_m^2) > \frac{C^2 K^2 \psi_n^2}{48\delta} \right] \\ &\leq \sum_{m=1}^{1/\delta} \mathbb{P}_f (X_m^2 + W_m^2 + Z_m^2 > c_0^2 \psi_n^2), \\ (3.16) \quad &\leq \sum_{m=1}^{1/\delta} \left[\mathbb{P}_f \left(X_m^2 \geq \frac{c_0^2}{3} \psi_n^2 \right) + \mathbb{P}_f \left(W_m^2 \geq \frac{c_0^2}{3} \psi_n^2 \right) + \mathbb{P}_f \left(Z_m^2 \geq \frac{c_0^2}{3} \psi_n^2 \right) \right], \end{aligned}$$

where to obtain the last two inequalities we have used the union bound. Using Hanson-Wright inequality ([Lemma 3.3](#)),

$$\begin{aligned} & \mathbb{P} \left(W_m^2 \geq \frac{c_0^2 \psi_n^2}{3} \right) = \mathbb{P} \left(W_m \geq \frac{c_0 \psi_n}{\sqrt{3}} \right) = \mathbb{P} \left(\sum_{i \in \mathcal{G}_x} \tau_i^2 \geq \frac{c_0 \psi_n n \delta}{\sqrt{3}} \right) \\ &= \mathbb{P} \left(\sigma_n^{-2} \sum_{i \in \mathcal{G}_x} \tau_i^2 \geq \frac{c_0 \psi_n n \sigma_n^{-2} \delta}{\sqrt{3}} \right) \\ (3.17) \quad &\leq 2 \exp \left(-c_1 \min \left\{ \frac{3c_0^2 \delta^2 \sigma_n^{-4}}{64n\delta} n^{2-2\alpha}, \frac{\sqrt{3}c_0 \delta \sigma_n^{-2}}{8} n^{-\alpha+1} \right\} \right), \end{aligned}$$

also notice that one could easily show $\lambda = \sqrt{8/3}$ works for standard Gaussian random variable. If $\gamma := 1/(2\beta + 1)$ and $\alpha := \frac{\beta}{2\beta+1} - \varepsilon$ for some $0 < \varepsilon < \frac{\beta}{2\beta+1}$, for c_0 large enough (equivalently $C > N_2$, since $c_0 = CK/\sqrt{48}$), we conclude

$$\begin{aligned} & \mathbb{P} \left(W_m^2 \geq \frac{c_0^2 \psi_n^2}{3} \right) \\ &\leq 2 \exp \left(-c_1 \min \left\{ \frac{3c_0^2}{64} \sigma_n^{-4} n^{2\varepsilon}, \frac{\sqrt{3}c_0}{8} \sigma_n^{-2} n^{\varepsilon + \frac{\beta}{2\beta+1}} \right\} \right) \leq 2 \exp \left(\frac{-\sqrt{3}c_1 c_0}{8} \sigma_n^{-2} n^\varepsilon \right). \end{aligned}$$

Again by using the Hanson-Wright inequality ([Lemma 3.3](#)), we obtain

$$\begin{aligned}
& \mathbb{P}\left(X_m^2 \geq \frac{c_0^2 \psi_n^2}{3}\right) = \mathbb{P}\left(|X_m| \geq \frac{c_0 \psi_n}{\sqrt{3}}\right) \\
& = \mathbb{P}\left[\left|\sum_{i \in \mathcal{G}_x} f^2(i/n) \varepsilon_i^2 - \sum_{i \in \mathcal{G}_x} f^2(i/n)\right| \geq c_0 \psi_n \frac{n\delta}{\sqrt{3}}\right] \\
& \leq 2 \exp\left(-c_2 \min\left\{\frac{3c_0^2 \psi_n^2 n^2 \delta^2}{64\tilde{K}^4 n \delta}, \frac{\sqrt{3}c_0 \psi_n n \delta}{8\tilde{K}^2}\right\}\right) = 2 \exp\left(\frac{-3c_2 c_0^2 n^{1-\gamma-2\alpha}}{64\tilde{K}^4}\right) \\
(3.18) \quad & = 2 \exp\left(-\frac{3c_0^2 c_2}{64\tilde{K}^4} n^{2\varepsilon}\right).
\end{aligned}$$

Finally,

$$\begin{aligned}
& \mathbb{P}\left(Z_m^2 \geq \frac{c_0^2 \psi_n^2}{3}\right) = \mathbb{P}\left(|Z_m| \geq \frac{c_0 \psi_n}{\sqrt{3}}\right) = \mathbb{P}\left(\theta \left|\sum_{i \in \mathcal{G}_x} f(i/n) \varepsilon_i \tau_i\right| \geq \frac{c_0}{\sqrt{3}} \theta n \delta \psi_n\right) \\
& = 2 \times \mathbb{P}\left(\theta \sum_{i \in \mathcal{G}_x} f(i/n) \varepsilon_i \tau_i \geq \frac{c_0 \theta n^{1-\gamma-\alpha}}{\sqrt{3}}\right) \\
& \leq 2 \times \mathbb{E}\left(\exp\left(\theta \sum_{i \in \mathcal{G}_x} f(i/n) \varepsilon_i \tau_i\right)\right) \times \exp\left(\frac{-c_0 \theta n^{1-\gamma-\alpha}}{\sqrt{3}}\right),
\end{aligned}$$

where $\theta > 0$.

LEMMA 3.8. *If $\theta := Cn^{-\alpha} \sigma_n^2$, for each i we have*

$$\mathbb{E}(\exp(\theta f(i/n) \varepsilon_i \tau_i)) \leq 1 + \tilde{K}^2 \sigma_n^2 \theta^2.$$

Proof. We can write

$$\mathbb{E}(\exp(\theta f(i/n) \varepsilon_i \tau_i)) = \mathbb{E}\left[\mathbb{E}\left(\exp(\theta f(i/n) \varepsilon_i \tau_i) \mid \varepsilon_i\right)\right].$$

Now inside the conditional expectation, we have a log-normal distribution, so for large C ($C > N_3$),

$$\begin{aligned}
& = \mathbb{E}\left[\exp\left(\frac{\theta^2 \sigma_n^2 f^2(i/n) \varepsilon_i^2}{2}\right)\right] = \frac{1}{\sqrt{1 - \sigma_n^2 \theta^2 f^2(i/n)}} \leq \frac{1}{\sqrt{1 - \sigma_n^2 \theta^2 \tilde{K}^2}} \\
& \leq 1 + \tilde{K}^2 \sigma_n^2 \theta^2,
\end{aligned}$$

which concludes the proof of [Lemma 3.8](#). □

Using [Lemma 3.8](#), we obtain an upper bound for $\mathbb{P}\left(Z_m^2 \geq \frac{c_0^2 \psi_n^2}{3}\right)$ as follows,

$$\begin{aligned}
& \mathbb{P}\left(Z_m^2 \geq \frac{c_0^2 \psi_n^2}{3}\right) \leq 2 \times \mathbb{E}\left(\exp\left(\theta \sum_{*} f(i/n) \varepsilon_i \tau_i\right)\right) \times \exp\left(\frac{-c_0 \theta n^{1-\gamma-\alpha}}{\sqrt{3}}\right) \\
& \leq 2 \times (1 + \tilde{K}^2 \sigma_n^2 \theta^2)^{n^{1-\gamma}} \times \exp\left(\frac{-c_0 \theta n^{1-\gamma-\alpha}}{\sqrt{3}}\right).
\end{aligned}$$

Using $\theta := Cn^{-\alpha}\sigma_n^2$, for large C ($C > N_4$) we obtain

$$(3.19) \quad \begin{aligned} & \mathbb{P}\left(Z_m^2 \geq \frac{c_0^2 \psi_n^2}{3}\right) \\ & \leq \exp\left(\frac{-c_0^2 \sigma_n^2 n^{1-\gamma-2\alpha}}{2\sqrt{3}}\right) \leq \exp\left(\frac{-c_0^2 n^{2\varepsilon}}{2\sqrt{3}}\right). \end{aligned}$$

By combining (3.16), (3.17), (3.18), and (3.19) we obtain

$$\begin{aligned} & \mathbb{P}_f(\|f - \hat{\nu}_n\|_2 \geq C\psi_n) \leq \\ & 2 \sum_{m=1}^{1/\delta} \left[\exp\left(\frac{-\sqrt{3}c_1 c_0}{8} \sigma_n^{-2} n^\varepsilon\right) + \exp\left(\frac{-3c_0^2 c_2}{64\tilde{K}^4} n^{2\varepsilon}\right) + \exp\left(\frac{-c_0^2 n^{2\varepsilon}}{2\sqrt{3}}\right) \right]. \end{aligned}$$

Recall that $c_0 := \frac{CK}{\sqrt{48}}$, for large C ($C > N_5$),

$$\mathbb{P}_f(\|f - \hat{\nu}_n\|_2 \geq C\psi_n) \leq n^\gamma \times \exp(-CC'n^\varepsilon),$$

where C' is a suitable constant. Therefore, if $N = \max\{N_1, N_2, N_3, N_4, N_5\}$ we have,

$$\begin{aligned} & \mathbb{E}_f\left(\frac{\|f - \hat{\nu}_n\|_2^2}{\psi_n^2}\right) = \int_0^\infty \mathbb{P}_f\left(\|f - \hat{\nu}_n\|_2^2 \geq \tilde{C}\psi_n^2\right) d\tilde{C} \\ & = \int_0^\infty \mathbb{P}_f\left(\|f - \hat{\nu}_n\|_2 \geq \sqrt{\tilde{C}}\psi_n\right) d\tilde{C} = \int_0^\infty 2\mathbb{P}_f\left(\|f - \hat{\nu}_n\|_2 \geq C\psi_n\right) \times C dC \\ & \leq 2N^2 + \int_N^\infty 2Cn^\gamma \times \exp(-CC'n^\varepsilon) dC \leq 2N^2 + 2n^\gamma \int_N^\infty \exp(C(1 - C'n^\varepsilon)) dC \\ & \leq 2N^2 + \frac{4}{C'} n^{\gamma-\varepsilon} \times \exp((1 - C'n^\varepsilon)N) < 2N^2 + 1. \end{aligned}$$

which means

$$R_2(\Sigma(\beta, L), \sigma_n) = O(\psi_n^2) = O(n^{-\frac{2\beta}{2\beta+1}+2\varepsilon}),$$

for small enough $\varepsilon > 0$. This finishes the proof for the case $\sigma_n = o(1)$. Now we switch to the case $\sigma_n^2 = \sigma^2$, i.e. σ_n does not change with n . In this case, our suggested estimator is

$$\hat{\nu}_n(x)^2 := \left(\sum_{i \in \mathcal{G}_x} \frac{Y_i^2}{n\delta} - \sigma^2\right) \mathbb{1}_{\left\{\sum_{i \in \mathcal{G}_x} \frac{Y_i^2}{n\delta} \geq \sigma^2\right\}},$$

which is identical to the maximum likelihood estimator in each interval. We have

$$\begin{aligned} & \mathbb{P}_f(\|f - \hat{\nu}_n\|_2 \geq C\psi_n) = \mathbb{P}_f\left(\left\{\|f - \hat{\nu}_n\|_2 \geq C\psi_n\right\} \cap \left\{\bigcap_{j=1}^m \left[\sum_{B_j} Y_i^2 \geq n\delta\sigma^2\right]\right\}\right) \\ & + \mathbb{P}_f\left(\left\{\|f - \hat{\nu}_n\|_2 \geq C\psi_n\right\} \cap \left\{\bigcup_{j=1}^m \left[\sum_{B_j} Y_i^2 < n\delta\sigma^2\right]\right\}\right). \end{aligned}$$

Repeating our argument for the previous case, we have

$$\begin{aligned} \mathbb{E}_f \left(\frac{\|f - \hat{\nu}_n\|_2^2}{\psi_n^2} \right) &= \int_0^\infty \mathbb{P}_f \left(\|f - \hat{\nu}_n\|_2^2 \geq C\psi_n^2 \right) dC \\ &< (2N^2 + 1) + \int_0^\infty \mathbb{P}_f \left(\left\{ \|f - \hat{\nu}_n\|_2 \geq \sqrt{C}\psi_n \right\} \cap \left\{ \bigcup_{j=1}^m \left[\sum_{B_j} Y_i^2 < n\delta\sigma^2 \right] \right\} \right) dC. \end{aligned}$$

Now notice that using union bound,

$$\begin{aligned} &\mathbb{P}_f \left(\left\{ \|f - \hat{\nu}_n\|_2 \geq \sqrt{C}\psi_n \right\} \cap \left\{ \bigcup_{j=1}^m \left[\sum_{B_j} Y_i^2 < n\delta\sigma^2 \right] \right\} \right) \\ &\leq m \times \mathbb{P}_f \left(\left\{ \|f - \hat{\nu}_n\|_2 \geq \sqrt{C}\psi_n \right\} \cap \left\{ \sum_{B_m} Y_i^2 < n\delta\sigma^2 \right\} \right). \end{aligned}$$

Hence we write

$$\begin{aligned} &\int_0^\infty \mathbb{P}_f \left(\left\{ \|f - \hat{\nu}_n\|_2 \geq \sqrt{C}\psi_n \right\} \cap \left\{ \sum_{B_m} Y_i^2 < n\delta\sigma^2 \right\} \right) dC \\ &\leq \int_0^{\|f\|_2^2/\psi_n^2} \mathbb{P}_f \left(\sum_{B_m} Y_i^2 \leq n\delta\sigma^2 \right) dC. \end{aligned}$$

By [Lemma 3.1](#), for $t \geq 0$,

$$\begin{aligned} &\mathbb{P}_f \left(\sum_{B_m} Y_i^2 \leq n\delta\sigma^2 \right) \leq \\ &\mathbb{P}_f \left(\sum_{B_m} \left(\frac{Y_i^2}{f^2(i/n) + \sigma^2} \right) \frac{f^2(i/n) + \sigma^2}{n\delta} \right) \\ &\leq \sum_{B_m} \frac{f^2(i/n) + \sigma^2}{n\delta} - \frac{2\sqrt{t}}{n\delta} \sqrt{\sum_{B_m} (f^2(i/n) + \sigma^2)^2} \leq e^{-t}. \end{aligned}$$

If $t := \frac{(\sum f^2(i/n))^2}{4\sum (f^2(i/n) + \sigma^2)^2} \geq \frac{(n\delta K^2)^2}{4n\delta(\sigma^2 + K^2)^2}$, we get

$$\mathbb{P}_f \left(\sum_{B_m} Y_i^2 \leq n\delta\sigma^2 \right) \leq e^{-t} \leq e^{-\bar{c}n\delta},$$

for some constant $\bar{c} > 0$. Therefore,

$$\int_0^{\|f\|_2^2/\psi_n^2} \mathbb{P}_f \left(\sum_{B_m} Y_i^2 \leq n\delta\sigma^2 \right) dC \leq \frac{\|f\|_2^2}{\psi_n^2} e^{-\bar{c}n\delta} = \|f\|_2^2 \times n^{\frac{2\beta}{2\beta+1}-2\varepsilon} e^{-\bar{c}n\delta}.$$

Finally,

$$\begin{aligned}
\mathbb{E}_f \left(\frac{\|f - \hat{\nu}_n\|_2^2}{\psi_n^2} \right) &< (2N^2 + 1) + m \times \|f\|_2^2 \times n^{\frac{2\beta}{2\beta+1}-2\varepsilon} e^{-\bar{c}n\delta} \\
&= (2N^2 + 1) + n^\gamma \times \|f\|_2^2 \times n^{\frac{2\beta}{2\beta+1}-2\varepsilon} e^{-\bar{c}n\delta} = 2N^2 + 1 + o(1) < 2N^2 + 2 \\
&\implies R_2(\Sigma(\beta, L), \sigma_n = \sigma) \leq (2N^2 + 2) \times n^{\frac{-2\beta}{2\beta+1}+2\varepsilon}
\end{aligned}$$

for any $\varepsilon > 0$ small enough.

3.4. Proof of the lower bound of [Theorem 2.5](#).

Our proof strategy for the lower bound mirrors that of [Theorem 2.1](#). As a result, we will omit some steps and focus on explaining the construction of the set $\{\nu_0, \nu_1, \dots, \nu_m\}$. Note that our construction is simpler than the one in [subsection 3.2](#).

For a fixed $\alpha > 0$, define $\delta = \left(\frac{\log n}{n}\right)^\alpha$. Define $\nu_0 \equiv 1$, and for $j = 1, 2, \dots, m$, $m = \lceil \delta^{-1} \rceil$, define $\nu_j := f_j$, where

$$f_j(x) = 1 - \delta^\beta \phi\left(\frac{x - bj}{\delta}\right), \quad b_j = (2j - 1)\frac{\delta}{2}.$$

Similar to [Lemma 3.6](#), we can prove that $f_j \in \Sigma(\beta, L)$ for $j = 1, \dots, m$. Also, if ϕ^* denotes the maximum of the function ϕ , then we will have

$$(3.20) \quad \|\nu_j - \nu_k\|_\infty = \phi^* \delta^\beta,$$

where $\phi^* := \|\phi\|_\infty := \sup_x |\phi(x)|$. Our next goal is to use [Lemma 3.5](#) with d being the L_∞ distance. Towards this goal, first we need to calculate the likelihood ratio, which is

$$\begin{aligned}
\Lambda(\nu_0, \nu_j) &= \prod_i \sqrt{\frac{\sigma_n^2 + \nu_j^2(i/n)}{1 + \sigma_n^2}} \exp \left[\sum_i \frac{Y_i^2}{2(\sigma_n^2 + \nu_j^2(i/n))} - \sum_i \frac{Y_i^2}{2(1 + \sigma_n^2)} \right] \\
&= \exp \left[\sum_i \frac{Y_i^2}{2} \left(\frac{1}{\sigma_n^2 + \nu_j^2(i/n)} - \frac{1}{1 + \sigma_n^2} \right) + \frac{1}{2} \sum_i \log \frac{1 + \sigma_n^{-2} \nu_j^2(i/n)}{1 + \sigma_n^{-2}} \right] \\
&= \exp \left[\sum_i \frac{Y_i^2}{2(1 + \sigma_n^2)} \left(\frac{1 + \sigma_n^{-2}}{1 + \sigma_n^{-2} \nu_j^2(i/n)} - 1 \right) + \frac{1}{2} \sum_i \log \frac{1 + \sigma_n^{-2} \nu_j^2(i/n)}{1 + \sigma_n^{-2}} \right].
\end{aligned}$$

Now to guarantee the second condition of [Lemma 3.5](#), we need to prove the following lemma:

LEMMA 3.9. *If we set $\alpha = 1/(2\beta + 1)$, then there exists some $\lambda < 1$, such that for all $j = 1, \dots, m$,*

$$\mathbb{P}_{\nu_j} (\Lambda(\nu_0, \nu_j) > M^{-\lambda_j}) > p^*,$$

where $\lambda_j < \lambda$ and the functions ν_j are defined earlier.

The proof is found in [subsection 3.4.1](#).

Combining the results of [Lemma 3.5](#) and [Lemma 3.9](#) gives us

$$\max_{0 \leq j \leq M} \mathbb{P}_{\nu_j} \left(\|\hat{\nu}_n - \nu_j\|_\infty \geq \frac{\delta^\beta \phi^*}{2} \right) \geq 1/4.$$

Using Markov's inequality, for any estimator $\hat{\nu}_n$,

$$\max_{0 \leq j \leq m} \mathbb{E}_{\nu_j} (\|\hat{\nu}_n - \nu_j\|_\infty) \geq \frac{\delta^\beta \phi^*}{8}$$

Hence,

$$R_\infty(\Sigma(\beta, L), \sigma_n) \geq \frac{\delta^\beta \phi^*}{8} = \Omega \left(\left(\frac{\log n}{n} \right)^{\frac{\beta}{2\beta+1}} \right).$$

3.4.1. Proof of Lemma 3.9. We need to show for $j = 1, \dots, m$,

$$\begin{aligned} & \mathbb{P}_{\nu_j} \left(\sum_i \frac{Y_i^2}{(1 + \sigma_n^2)} \left(\frac{1 + \sigma_n^{-2}}{1 + \sigma_n^{-2} f_j^2(i/n)} - 1 \right) + \sum_i \log \frac{1 + \sigma_n^{-2} f_j^2(i/n)}{1 + \sigma_n^{-2}} > -2\lambda_j \log m \right) \\ & > p^*, \end{aligned} \quad (3.21)$$

with p^* being independent of j, n and that $\lambda_j < \lambda$ for a fixed $\lambda < 1$. For $i = 1, \dots, n$, and $j = 1, \dots, m$, define:

$$x_{j,i} := \delta^\beta \phi \left(\frac{i/n - bj}{\delta} \right) = 1 - f_j(i/n).$$

Then, (3.21) is equivalent to proving that:

$$\begin{aligned} (3.22) \quad & \mathbb{P}_j \left(\sum_i \frac{Y_i^2}{(1 + \sigma_n^2)} \left(\frac{1 + \sigma_n^{-2}}{1 + \sigma_n^{-2} - 2\sigma_n^{-2}x_{j,i} + \sigma_n^{-2}x_{j,i}^2} - 1 \right) + \right. \\ & \left. \sum_i \log \frac{1 + \sigma_n^{-2} - 2\sigma_n^{-2}x_{j,i} + \sigma_n^{-2}x_{j,i}^2}{1 + \sigma_n^{-2}} > -2\lambda_j \log m \right) > p^*. \end{aligned}$$

If we define $s_{j,i} := \frac{(2x_{j,i} - x_{j,i}^2)}{\sigma_n^2 + 1}$, then (3.22) becomes equivalent to proving that

$$(3.23) \quad \mathbb{P}_j \left[\sum_i \frac{Y_i^2}{(1 + \sigma_n^2)} \left(\frac{1}{1 - s_{j,i}} - 1 \right) + \sum_i \log(1 - s_{j,i}) > -2\lambda_j \log m \right] > p^*.$$

Note that according to Taylor expansion, we know that for some $\epsilon_{j,i}, \epsilon'_{j,i} \in (0, s_{j,i})$, we have

$$\begin{aligned} \frac{1}{1 - s_{j,i}} &= 1 + s_{j,i} + \frac{s_{j,i}^2}{(1 - \epsilon_{j,i})^3} \\ \log(1 - s_{j,i}) &= -s_{j,i} - s_{j,i}^2 \frac{1}{2(1 - \epsilon'_{j,i})^2}. \end{aligned}$$

Using these two equations, we can simplify the problem of showing (3.23) to the problem of proving:

$$\begin{aligned}
& \mathbb{P}_j \left[\sum_i \frac{Y_i^2}{(1+\sigma_n^2)} \left(s_{j,i} + \frac{s_{j,i}^2}{(1-\epsilon'_{j,i})^3} \right) - \sum_i \left(s_{j,i} + \frac{s_{j,i}^2}{2(1-\epsilon'_{j,i})^2} \right) > -2\lambda_j \log m \right] \\
& > p^*. \\
(3.24)
\end{aligned}$$

For large enough n , $0 < \epsilon_{j,i}, \epsilon'_{j,i} < s_{j,i} < 2x_{j,i} \leq 2\delta^\beta \phi^* < \frac{1}{2}$. Hence to prove (3.24) it is sufficient to prove

$$\mathbb{P}_j \left[\sum_i \frac{Y_i^2}{(1+\sigma_n^2)} (s_{j,i} + s_{j,i}^2) - \sum_i (s_{j,i} + 2s_{j,i}^2) > -2\lambda_j \log m \right] > p^* ,$$

which is equivalent to

$$(3.25) \quad \mathbb{P}_j \left[\sum_i s_{j,i} \left(\frac{Y_i^2}{(1+\sigma_n^2)} - 1 \right) + \sum_i s_{j,i}^2 \left(\frac{Y_i^2}{(1+\sigma_n^2)} - 2 \right) > -2\lambda_j \log m \right] > p^* .$$

Using Lemma 3.1, for $\forall t \geq 0$ we have,

$$\begin{aligned}
& \mathbb{P}_j \left(\sum_i Y_i^2 \left(\frac{1}{\sigma_n^2 + f_j^2(i/n)} \right) s_{j,i}^2 \frac{1 + \sigma_n^{-2} f_j^2(i/n)}{1 + \sigma_n^{-2}} \leq \sum_i s_{j,i}^2 \frac{1 + \sigma_n^{-2} f_j^2(i/n)}{1 + \sigma_n^{-2}} \right. \\
(3.26) \quad & \left. - 2\sqrt{t} \sqrt{\sum_i s_{j,i}^4 \left(\frac{1 + \sigma_n^{-2} f_j^2(i/n)}{1 + \sigma_n^{-2}} \right)^2} \right) \leq e^{-t}.
\end{aligned}$$

Recalling the definition of $s_{j,i}$, we know $1 - s_{j,i} = \frac{1 + \sigma_n^{-2} f_j^2(i/n)}{1 + \sigma_n^{-2}}$, so (3.26) is equivalent to

$$\begin{aligned}
& \mathbb{P}_j \left(\sum_i Y_i^2 \left(\frac{1}{\sigma_n^2 + f_j^2(i/n)} \right) s_{j,i}^2 (1 - s_{j,i}) \leq \sum_i s_{j,i}^2 (1 - s_{j,i}) \right. \\
& \left. - 2\sqrt{t} \sqrt{\sum_i s_{j,i}^4 (1 - s_{j,i})^2} \right) \leq e^{-t}.
\end{aligned}$$

Therefore to show (3.25), we only need to show for some $t \geq 0$,

$$\begin{aligned}
& \mathbb{P}_j \left(\sum_i s_{j,i} \left(\frac{Y_i^2}{(1+\sigma_n^2)} - 1 \right) - \sum_i s_{j,i}^2 (1 + s_{j,i}) - 2\sqrt{t} \sqrt{\sum_i s_{j,i}^4} > -2\lambda_j \log m \right) \\
& > p^* + e^{-t}. \\
(3.27)
\end{aligned}$$

Note that for $\forall r \in \mathbb{Z}^+$,

$$\begin{aligned}\sum_i x_{j,i}^r &= \delta^{r\beta} \sum_i \phi^r \left(\frac{i/n - b_j}{\delta} \right) = \delta^{r\beta+1} n \sum_i \frac{1}{n\delta} \phi^r \left(\frac{i/n - b_j}{\delta} \right) \\ &= \delta^{r\beta+1} n (\|\phi\|_r^r + o(1)).\end{aligned}$$

Moreover, $x_{j,i}/2 < s_{j,i} < 2x_{j,i}$, so

$$(3.28) \quad \left(\frac{1}{2}\right)^r \delta^{r\beta+1} n (\|\phi\|_r^r + o(1)) < \sum s_{j,i}^r < 2^r \delta^{r\beta+1} n (\|\phi\|_r^r + o(1)).$$

If we use the upper bounds for $\sum s_{j,i}^2$, $\sum s_{j,i}^3$, and $\sum s_{j,i}^4$, to guarantee (3.27) it's enough to show

$$\begin{aligned}\mathbb{P}_j &\left(\sum_i s_{j,i} \left(\frac{Y_i^2}{(1+\sigma_n^2)} - 1 \right) - 4\delta^{2\beta+1} n (\|\phi\|_2^2 + o(1)) \right. \\ &\quad \left. - 8\delta^{3\beta+1} n (\|\phi\|_3^3 + o(1)) - 2\sqrt{t} \sqrt{16\delta^{4\beta+1} n (\|\phi\|_4^4 + o(1))} > -2\lambda_j \log m \right) \\ &> p^* + e^{-t}.\end{aligned}$$

Now if we set $\alpha = 1/(2\beta + 1)$, i.e. $\delta^{2\beta+1} n = \log n$ and substitute it in the above inequality, we only need to show the following

$$\begin{aligned}\mathbb{P}_j &\left(\sum_i s_{j,i} \left(\frac{Y_i^2}{(1+\sigma_n^2)} - 1 \right) - 4 \log n (\|\phi\|_2^2 + o(1)) \right. \\ &\quad \left. - 8\delta^\beta \log n (\|\phi\|_3^3 + o(1)) - 2\sqrt{t} \sqrt{16\delta^{2\beta} \log n (\|\phi\|_4^4 + o(1))} > -\frac{2}{2\beta+1} \lambda_j \log n \right) \\ &> p^* + e^{-t}.\end{aligned}$$

Arranging the terms, we get

$$(3.29) \quad \mathbb{P}_j \left(\sum_i s_{j,i} \left(\frac{Y_i^2}{(1+\sigma_n^2)} - 1 \right) - 4(\log n) \|\phi\|_2^2 + o(\log n) > -\frac{2}{2\beta+1} \lambda_j \log n \right) > p^* + e^{-t}.$$

Notice that the third and fourth term on the LHS of (3.29) are $o(1)$ using this fact, we need to show

$$\mathbb{P}_j \left(\sum_i s_{j,i} \left(\frac{Y_i^2}{(1+\sigma_n^2)} - 1 \right) > 4(\log n) \|\phi\|_2^2 + o(\log n) - \frac{2}{2\beta+1} \lambda_j \log n \right) > p^*.$$

Since $\sum s_{j,i}^2 < 5(\log n) \|\phi\|_2^2$, it's enough to show,

$$(3.30) \quad \begin{aligned}\mathbb{P}_j &\left(\sum_i \frac{s_{j,i}}{\sqrt{2 \sum s_{j,i}^2 (1-s_{j,i})^2}} \left(\frac{Y_i^2}{(1+\sigma_n^2)} - 1 + s_{j,i} \right) \right. \\ &\quad \left. > \frac{\log n \left(9\|\phi\|_2^2 - \frac{2\lambda_j}{2\beta+1} + o(1) \right)}{\sqrt{2 \sum s_{j,i}^2 (1-s_{j,i})^2}} \right) > p^*.\end{aligned}$$

Bounding $\sqrt{(1 - s_{j,i})^2}$ on the RHS of (3.30), we need to show

$$(3.31) \quad \mathbb{P}_j \left(\sum_i \frac{s_{j,i}}{\sqrt{2 \sum s_{j,i}^2 (1 - s_{j,i})^2}} \left(\frac{Y_i^2}{(1 + \sigma_n^2)} - 1 + s_{j,i} \right) \right. \\ \left. > \frac{\sqrt{2} \log n \left(9 \|\phi\|_2^2 - \frac{2\lambda_j}{2\beta+1} + o(1) \right)}{\sqrt{\sum s_{j,i}^2}} \right) > p^*.$$

Now by Lemma 3.2, the LHS in (3.31) is almost a standard Gaussian random variable. Hence, it is enough to show

$$\mathbb{P} \left(\mathcal{N}(0, 1) > \frac{\sqrt{2} \log n \left(9 \|\phi\|_2^2 - \frac{2\lambda_j}{2\beta+1} + o(1) \right)}{\sqrt{\sum s_{j,i}^2}} \right) > p^*.$$

Using (3.28) and bounding $\sum s_{j,i}^2$, the above inequality is guaranteed by showing

$$\mathbb{P} \left(\mathcal{N}(0, 1) > \frac{\sqrt{10} \log n \left(9 \|\phi\|_2^2 - \frac{2\lambda_j}{2\beta+1} + o(1) \right)}{\sqrt{\log n} \|\phi\|_2} \right) > p^*,$$

which is equivalent to

$$(3.32) \quad \mathbb{P} \left(\mathcal{N}(0, 1) > \sqrt{10 \log n} \left(9 \|\phi\|_2 - \frac{2\lambda_j}{\|\phi\|_2(2\beta+1)} + o(1) \right) \right) > p^*.$$

Now if $\lambda_j := \frac{1}{2}$ and ϕ is such that $\|\phi\|_2 < \frac{1}{4\sqrt{(2\beta+1)}}$ (Notice that we can always make ϕ small enough by scaling.), then we have

$$\left(9 \|\phi\|_2 - \frac{2\lambda_j}{\|\phi\|_2(2\beta+1)} + o(1) \right) < 0$$

and (3.32) holds with $p^* = \frac{1}{2}$.

Justification of the step that we have used Lemma 3.2 in the above argument is the same as subsection 3.2.1. Hence, it is skipped.

3.5. Proof of the upper bound of Theorem 2.5.

For the upper bound, we use a piecewise constant estimator similar to the one used in subsection 3.3; we divide $[0, 1]$ into $m = \lceil \delta_n^{-1} \rceil$ disjoint intervals B_1, \dots, B_m of length $\delta_n := n^{-\gamma}$, where $\gamma > 0$. Let $B(x)$ and \mathcal{G}_x be as defined in subsection 3.3. First, consider the case where $\sigma_n = o(1)$. Our suggested estimator is $\hat{\nu}_n(x)$ defined in (3.15). We want to prove $\psi_n := \left(\frac{\log n}{n} \right)^\alpha$ for some $\alpha > 0$ is an upper bound for $R_\infty(\Sigma(\beta, L), \sigma_n)$ up to some constant. Let $K, \tilde{K} > 0$ denote the minimum and maximum of the function f , respectively. We begin with

$$\begin{aligned} \mathbb{P}_f (\|f - \hat{\nu}_n\|_\infty \geq C\psi_n) &\leq \mathbb{P}_f (\|f^2 - \hat{\nu}_n^2\|_\infty \geq CK\psi_n) \\ &= \mathbb{P}_f \left(\max_x |f^2(x) - \hat{\nu}_n^2(x)| \geq CK\psi_n \right) \end{aligned}$$

$$(3.33) \leq \mathbb{P}_f \left(\max_x \left| f^2(x) - \sum_{i \in \mathcal{G}_x} \frac{f^2(i/n)}{n\delta} \right| + \max_x \left| \hat{\nu}_n^2(x) - \sum_{i \in \mathcal{G}_x} \frac{f^2(i/n)}{n\delta} \right| \geq CK\psi_n \right).$$

Assume $\beta\gamma \geq \alpha$. Since for all x , $\left| f^2(x) - \sum_{i \in \mathcal{G}_x} \frac{f^2(i/n)}{n\delta} \right| \leq 2L\delta^\beta \tilde{K}$, we can upper bound (3.33) with

$$(3.34) \quad \mathbb{P}_f \left(\max_x \left| \hat{\nu}_n^2(x) - \sum_{i \in \mathcal{G}_x} \frac{f^2(i/n)}{n\delta} \right| \geq \frac{CK}{2}\psi_n \right),$$

for n, C large enough ($C > N_1$). (3.34) can be bounded by

$$(3.35) \quad \mathbb{P}_f \left[\max_{m=1, \dots, \delta^{-1}} \left| \sum_{\{i: i/n \in B_m\}} \frac{f^2(i/n)}{n\delta} \varepsilon_i^2 - \sum_{\{i: i/n \in B_m\}} \frac{f^2(i/n)}{n\delta} \right| + 2 \max_{m=1, \dots, \delta^{-1}} \left| \sum_{\{i: i/n \in B_m\}} \frac{f(i/n) \varepsilon_i \tau_i}{n\delta} \right| + \max_{m=1, \dots, \delta^{-1}} \left| \sum_{\{i: i/n \in B_m\}} \frac{\tau_i^2}{n\delta} \right| \geq \frac{CK}{2}\psi_n \right] \\ \leq \mathbb{P}_f \left[\max_{m=1, \dots, \delta^{-1}} \left| \sum_{\{i: i/n \in B_m\}} \frac{f^2(i/n)}{n\delta} \varepsilon_i^2 - \sum_{\{i: i/n \in B_m\}} \frac{f^2(i/n)}{n\delta} \right| \geq \frac{CK}{6}\psi_n \right]$$

$$(3.36) \quad + \mathbb{P}_f \left[\max_{m=1, \dots, \delta^{-1}} \left| \sum_{\{i: i/n \in B_m\}} \frac{f(i/n) \varepsilon_i \tau_i}{n\delta} \right| \geq \frac{CK}{12}\psi_n \right]$$

$$(3.37) \quad + \mathbb{P} \left[\max_{m=1, \dots, \delta^{-1}} \left| \sum_{\{i: i/n \in B_m\}} \frac{\tau_i^2}{n\delta} \right| \geq \frac{CK}{6}\psi_n \right].$$

Fix $\gamma = 1/(2\beta + 1)$ and $\alpha = \frac{\beta}{2\beta+1} - \varepsilon$ for some $0 < \varepsilon < \frac{\beta}{2\beta+1}$. For (3.37), we can write

$$\mathbb{P} \left[\max_{m=1, \dots, \delta^{-1}} \left| \sum_{\{i: i/n \in B_m\}} \frac{\tau_i^2}{n\delta} \right| \geq \frac{CK}{6}\psi_n \right] = 1 - \mathbb{P} \left[\left| \sum_{\{i: i/n \in B_m\}} \frac{\tau_i^2}{n\delta} \right| < \frac{CK}{6}\psi_n \right]^m \\ = 1 - \mathbb{P} \left[\left| \sum_{\{i: i/n \in B_m\}} \sigma_n^{-2} \tau_i^2 \right| < \frac{CK}{6}\psi_n \delta \sigma_n^{-2} n \right]^m.$$

By using Hanson-Wright inequality ([Lemma 3.3](#)), we obtain

$$\begin{aligned}
& \mathbb{P} \left[\left| \sum_{\{i:i/n \in B_m\}} \sigma_n^{-2} \tau_i^2 \right| \geq \frac{CK}{6} \psi_n \delta \sigma_n^{-2} n \right] \\
& \leq 2 \exp \left(-c_1 \min \left\{ \frac{C^2 K^2}{256 n \delta} \delta^2 \sigma_n^{-4} n^{2-2\alpha} (\log n)^{2\alpha}, \frac{CK}{16} \delta \sigma_n^{-2} n^{-\alpha+1} (\log n)^\alpha \right\} \right) \\
& = 2 \exp \left(-c_1 \min \left\{ \frac{C^2 K^2}{256 \lambda^4} \sigma_n^{-4} n^{2\varepsilon} (\log n)^{\frac{2\beta}{2\beta+1}-2\varepsilon}, \frac{CK}{16} \sigma_n^{-2} n^{\varepsilon+\frac{\beta}{2\beta+1}} (\log n)^{\frac{\beta}{2\beta+1}-\varepsilon} \right\} \right) \\
& \leq 2 \exp \left(-c_1 C \sigma_n^{-2} n^\varepsilon (\log n)^{\frac{\beta}{2\beta+1}-\varepsilon} \right),
\end{aligned}$$

for C large enough ($C > N_2$). Therefore,

$$\begin{aligned}
& 1 - \mathbb{P} \left[\left| \sum_{\{i:i/n \in B_m\}} \sigma_n^{-2} \tau_i^2 \right| < \frac{CK}{6} \psi_n \delta \sigma_n^{-2} n \right]^m \\
& \leq 1 - \left[1 - 2 \exp \left(-c_1 C \sigma_n^{-2} n^\varepsilon (\log n)^{\frac{\beta}{2\beta+1}-\varepsilon} \right) \right]^m \\
& = 1 - \left[1 - 2 \exp \left(-c_1 C \sigma_n^{-2} n^\varepsilon (\log n)^{\frac{\beta}{2\beta+1}-\varepsilon} \right) \right]^{n^\gamma}.
\end{aligned}$$

Now, it's easy to see that for small x , as $n \rightarrow \infty$, we have $\frac{(1-x)^{n^\gamma}}{1-n^\gamma x} \rightarrow 1$. So for large enough n , we have

$$(1-x)^{n^\gamma} \geq 1 - 2n^\gamma x \implies 1 - (1-x)^{n^\gamma} \leq 2n^\gamma x.$$

Hence,

$$\begin{aligned}
& 1 - \left[1 - 2 \exp \left(-c_1 C \sigma_n^{-2} n^\varepsilon (\log n)^{\frac{\beta}{2\beta+1}-\varepsilon} \right) \right]^{n^\gamma} \\
& \leq 2n^\gamma \times 2 \exp \left(-c_1 C \sigma_n^{-2} n^\varepsilon (\log n)^{\frac{\beta}{2\beta+1}-\varepsilon} \right) \\
& \leq 4n^\gamma \exp \left(-c_1 C \sigma_n^{-2} n^\varepsilon (\log n)^{\frac{\beta}{2\beta+1}-\varepsilon} \right) \\
& \leq 4n^\gamma \exp(-c_1 C n^\varepsilon).
\end{aligned}$$

For [\(3.35\)](#), we can write

$$\begin{aligned}
& \mathbb{P}_f \left[\max_{m=1, \dots, \delta-1} \left| \sum_{\{i:i/n \in B_m\}} \frac{f^2(i/n)}{n\delta} \varepsilon_i^2 - \sum_{\{i:i/n \in B_m\}} \frac{f^2(i/n)}{n\delta} \right| \geq \frac{CK}{6} \psi_n \right] \\
& = \mathbb{P}_f \left(\max_{m=1, \dots, \delta-1} \underbrace{\left| \sum_{\{i:i/n \in B_m\}} f^2(i/n) \varepsilon_i^2 - \sum_{\{i:i/n \in B_m\}} f^2(i/n) \right|}_{:=Z_m} \geq \frac{CK}{6} \psi_n n \delta \right) \\
& = 1 - \mathbb{P}_f \left(\max_{m=1, \dots, \delta-1} |Z_m| < \frac{CK}{6} \psi_n n \delta \right) \\
& = 1 - \prod_{m=1}^{1/\delta} \mathbb{P}_f \left(|Z_m| < \frac{CK}{6} \psi_n n \delta \right) = 1 - \prod_{m=1}^{1/\delta} \left[1 - \mathbb{P}_f \left(|Z_m| \geq \frac{CK}{6} \psi_n n \delta \right) \right].
\end{aligned}$$

As we saw earlier, using Hanson-Wright inequality ([Lemma 3.3](#)), we can write

$$\begin{aligned}\mathbb{P}_f \left(|Z_m| \geq \frac{CK}{6} \psi_n n \delta \right) &\leq 2 \exp \left[-c_3 C^2 n^{1-\gamma-2\alpha} (\log n)^{2\alpha} \right] \\ &= 2 \exp \left[-c_3 C^2 n^{2\varepsilon} (\log n)^{\frac{2\beta}{2\beta+1}-2\varepsilon} \right] \leq 2 \exp \left[-c_3 C n^{2\varepsilon} \right].\end{aligned}$$

Therefore,

$$\begin{aligned}1 - \prod_{m=1}^{1/\delta} \left[1 - \mathbb{P}_f \left(|Z_m| \geq \frac{CK}{6} \psi_n n \delta \right) \right] &\leq 1 - (1 - 2 \exp \left[-c_3 C n^{2\varepsilon} \right])^m \\ &\leq 4n^\gamma \exp \left(-c_3 C n^{2\varepsilon} \right) \leq 4n^\gamma \exp \left(-c_3 C n^\varepsilon \right).\end{aligned}$$

Finally for [\(3.36\)](#),

$$\begin{aligned}\mathbb{P}_f \left[\max_{m=1, \dots, \delta^{-1}} \left| \sum_{\{i: i/n \in B_m\}} \frac{f(i/n) \varepsilon_i \tau_i}{n\delta} \right| \geq \frac{CK}{12} \psi_n \right] \\ = 1 - \prod_{m=1}^{1/\delta} \left[1 - \mathbb{P}_f \left(\left| \sum_{\{i: i/n \in B_m\}} f(i/n) \varepsilon_i \tau_i \right| \geq \frac{CK}{12} \psi_n n \delta \right) \right].\end{aligned}$$

Arguing in a similar way as the one we did in the [subsection 3.2.1](#), for large C ($C > N_3$), we obtain

$$\mathbb{P}_f \left(\left| \sum_{\{i: i/n \in B_m\}} f(i/n) \varepsilon_i \tau_i \right| \geq \frac{CK}{12} \psi_n n \delta \right) \leq \exp \left(-C^2 K n^{2\varepsilon} \right).$$

Hence,

$$\begin{aligned}1 - \prod_{m=1}^{1/\delta} \left[1 - \mathbb{P}_f \left(\left| \sum_{\{i: i/n \in B_m\}} f(i/n) \varepsilon_i \tau_i \right| \geq \frac{CK}{12} \psi_n n \delta \right) \right] \\ \leq 1 - (1 - \exp \left[-C^2 K n^{2\varepsilon} \right])^m \leq 2n^\gamma \exp \left[-C^2 K n^{2\varepsilon} \right] \leq 2n^\gamma \exp \left[-CK n^\varepsilon \right].\end{aligned}$$

So combining the bounds in [\(3.35\)](#), [\(3.36\)](#), and [\(3.37\)](#), we obtain

$$\begin{aligned}\mathbb{P}_f \left(\|f - \hat{\nu}_n\|_\infty \geq C\psi_n \right) \\ \leq 4n^\gamma \exp \left(-c_1 C n^\varepsilon \right) + 4n^\gamma \exp \left(-c_3 C n^\varepsilon \right) + 2n^\gamma \exp \left(-CK n^\varepsilon \right) \\ \leq 10n^\gamma \exp \left[-\tilde{B} C n^\varepsilon \right],\end{aligned}$$

for some constant $\tilde{B} > 0$.

Now, if $N = \max\{N_1, N_2, N_3\}$, we have,

$$\begin{aligned}\mathbb{E}_f \left(\frac{\|f - \hat{\nu}_n\|_\infty}{\psi_n} \right) &= \int_0^\infty \mathbb{P}_f \left(\|f - \hat{\nu}_n\|_\infty \geq C\psi_n \right) dC \\ &\leq N + \int_N^\infty 10n^\gamma \times \exp \left(-\tilde{B} C n^\varepsilon \right) dC \\ &= N + \frac{10}{\tilde{B}} n^{\gamma-\varepsilon} \times \exp \left(-\tilde{B} N n^\varepsilon \right) < N + 1.\end{aligned}$$

which means

$$R_\infty(\Sigma(\beta, L), \sigma_n) = O(\psi_n) = O\left(\left(\frac{\log n}{n}\right)^{\frac{\beta}{2\beta+1}-\varepsilon}\right),$$

for small enough $\varepsilon > 0$.

The case where $\sigma_n^2 = \sigma^2$ is a constant, is similar to what we did in [subsection 3.3](#), and is hence skipped.

4. Numerical Experiments. [Theorem 2.1](#) and [Theorem 2.5](#) predict specific error decay rates for the despeckling problem, applicable for sufficiently large values of n . In this section, we aim to run simulations to determine whether the rates predicted by our theorems are relevant and accurate for problem sizes commonly encountered in practice.

4.1. L_2 distance. In this section, we use the simulation results to confirm the validity of the rates derived in [Theorem 2.1](#) for practically relevant problem sizes. Towards this goal, we consider $\beta = 1$ and $L = 10$. We choose the function $f(x) = Lx + 0.1$. Note that 0.1 is added, only to make the function f positive on $(0, 1)$. It is straightforward to see that $f(x)$ is a simple element of $\Sigma(1, 10)$. For $n = 10000, 20000, 50000, 70000, 100000, 150000, 200000$, we take samples from the function f and generate the observations:

$$z_i = f(i/n)\varepsilon_i + \tau_i, \quad i = 1, 2, \dots, n.$$

Here, $\varepsilon_i \stackrel{iid}{\sim} \mathcal{N}(0, 1)$ and $\tau_i \stackrel{iid}{\sim} \mathcal{N}(0, 1/n)$. We use the piecewise constant estimator introduced in [subsection 3.3](#) to obtain an estimate of f and measure the mean square error of our estimate. For each value of n we run the experiment for 1000 Monte Carlo simulations and take the average of the MSEs. [Figure 1](#) exhibits $\log(MSE)$ as a function of $\log(n)$. Running a simple least squares on the data points, we reach the conclusion that the slope is

$$-0.6752169081859347$$

with 95% confidence interval $(-0.6999562537041166, -0.6504775626677546)$ and the intercept is

$$4.854955730909677$$

with 95% confidence interval: $(4.462114146917109, 5.247797314902245)$.

In comparison, we perform the same simulation for denoising problem, where our estimator is again piecewise constant with the same number of pieces as the previous simulation, but our estimator uses observations

$$z_i = f(i/n) + \tau_i, \quad i = 1, 2, \dots, n,$$

where $\tau_i \stackrel{iid}{\sim} \mathcal{N}(0, 1)$. The rest of the simulation parameters, e.g. the choices of n and the number of Monte Carlo simulations are the same as the previous simulation.

The result is shown in [Figure 2](#).

In this case, the slope is

$$-0.6647788647259907$$

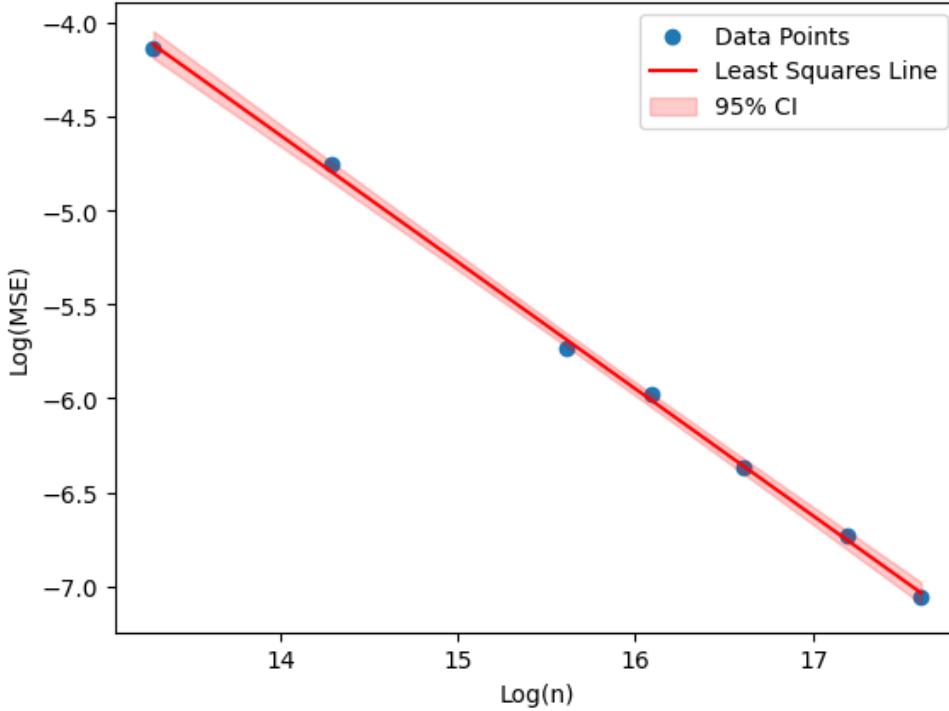


Fig. 1: $\log(MSE)$ in the presence of both the additive and multiplicative noises

with 95% confidence interval: $(-0.6684644406971578, -0.6610932887548235)$ and the intercept is

$$3.1851943753254703$$

with 95% confidence interval: $(3.1266702926501937, 3.243718458000747)$.

In conclusion, we can see that both rate are roughly $n^{-2/3}$ which are consistent with our theoretical results.

4.2. L_∞ distance. In this section, we use the simulation results to confirm the validity of the rates derived in [Theorem 2.5](#) for practically relevant problem sizes. Towards this goal, as in the previous section we consider $\beta = 1$ and $L = 10$, and we choose the function $f(x) = Lx + 0.1$.

Again, for $n = 10000, 20000, 50000, 70000, 100000, 150000, 200000$, we take samples from the function f and generate the observations:

$$z_i = f(i/n)\varepsilon_i + \tau_i, \quad i = 1, 2, \dots, n,$$

and use a piecewise constant estimator. For each of our 10^3 Monte Carlo simulations, we calculate the $\|\hat{f} - f\|_\infty$ and take the average of these numbers across the Monte Carlo samples as our estimate of the mean square error. [Figure 3](#) exhibits the logarithm of this error as a function of $\log n - \log(\log(n))$. Note that we have chosen $\log n - \log(\log(n))$ since according to our theorem the logarithm of the error should be a linear function of $\log n - \log(\log(n))$.

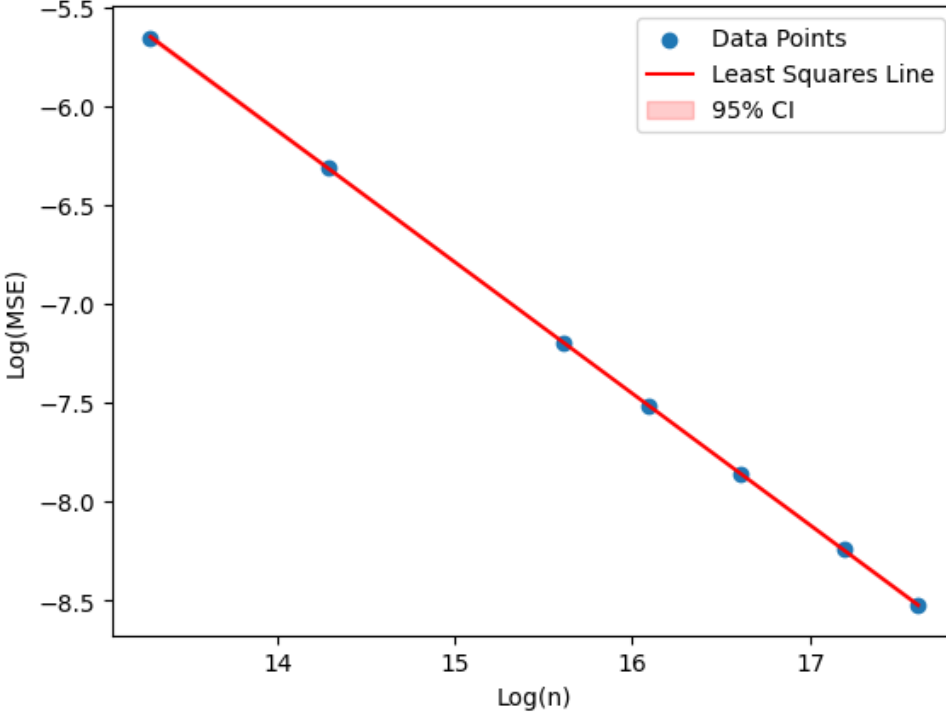


Fig. 2: $\log(MSE)$ in the presence of the additive noise

Using simple least squares we obtain the slope of

$$-0.31834315917694034$$

with 95% confidence interval being $(-0.3334453351560401, -0.3032409831978406)$ and the intercept of

$$2.457566896507014$$

with 95% confidence interval: $(2.241173477157834, 2.6739603158561938)$.

Again, to compare with the additive noise case, we perform the same simulation for the denoising problem, where our estimator is based on the observations

$$z_i = f(i/n) + \tau_i, \quad i = 1, 2, \dots, n,$$

and $\tau_i \stackrel{iid}{\sim} \mathcal{N}(0, 1)$.

The result is shown in [Figure 4](#). Again we can see that the slope is

$$-0.3383946602497229$$

with 95% confidence interval: $(-0.3439929884967385, -0.33279633200270736)$ and the intercept is

$$1.399268025763027$$

with 95% confidence interval: $(1.3190516785500594, 1.4794843729759946)$.

The rates we have obtained through our simulations are roughly $(\frac{n}{\log n})^{-1/3}$ which is consistent with our theoretical results.

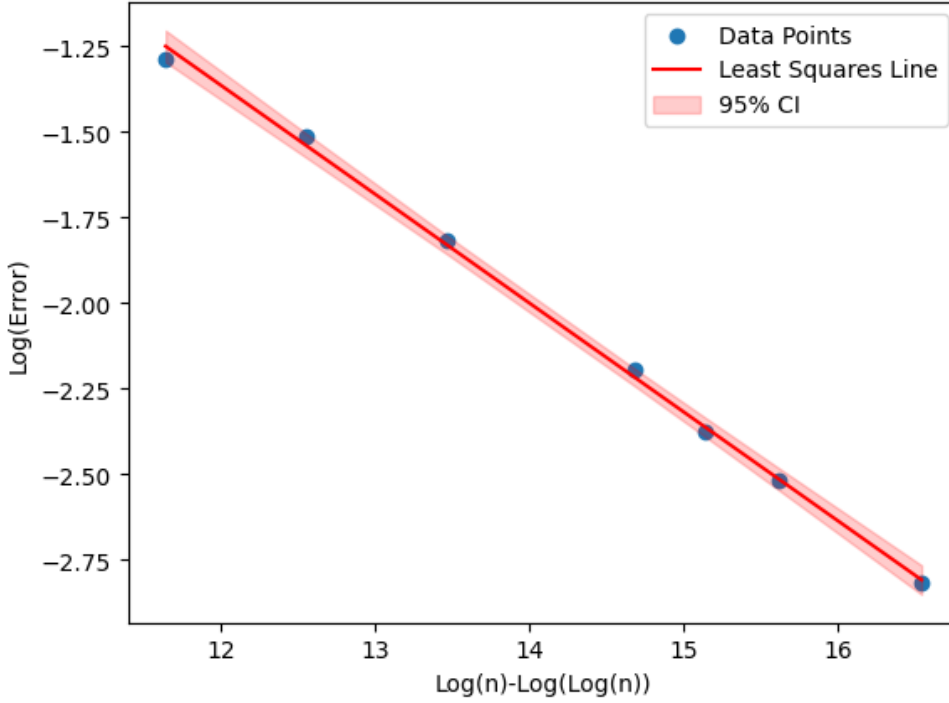


Fig. 3: $\log(\text{Error})$ in the presence of both the additive and multiplicative noises

5. Conclusion. In this paper, we presented the first minimax analysis of recovering a smooth function f from its samples that are corrupted with speckle noise. More specifically, let n represents the number of data points, f be a β -Hölder continuous function, and $\hat{\nu}_n$ be an estimator of f obtained from the samples of f corrupted by the speckle and additive noises. We proved that the minimax risk can then be expressed as $\inf_{\hat{\nu}_n} \sup_f \mathbb{E}_f \|\hat{\nu}_n - f\|_2^2 = \Theta(n^{-\frac{2\beta}{2\beta+1}})$. While the minimax analysis is mainly concerned with large values of n , our simulation results have confirmed that this rate is achieved for practically relevant values of n .

Acknowledgement. Arian Maleki is supported in part by ONR award no. N00014-23-1-2371.

References.

- Achim, A., Bezerianos, A., and Tsakalides, P. (2001). Novel bayesian multiscale method for speckle removal in medical ultrasound images. *IEEE Transactions on Medical Imaging*, 20(8):772–783.
- Berry, A. C. (1941). The accuracy of the gaussian approximation to the sum of independent variates. *Transactions of the American Mathematical Society*.
- Bianco, V., Memmolo, P., Leo, M., Montrésor, S., Distante, C., Paturzo, M., Picart, P., Javidi, B., and Ferraro, P. (2018). Strategies for reducing speckle noise in digital holography. *Light: Science & Applications*, 7.
- Gilbert, E. N. (1952). A comparison of signalling alphabets. *The Bell System Technical Journal*, 31(3):504–522.

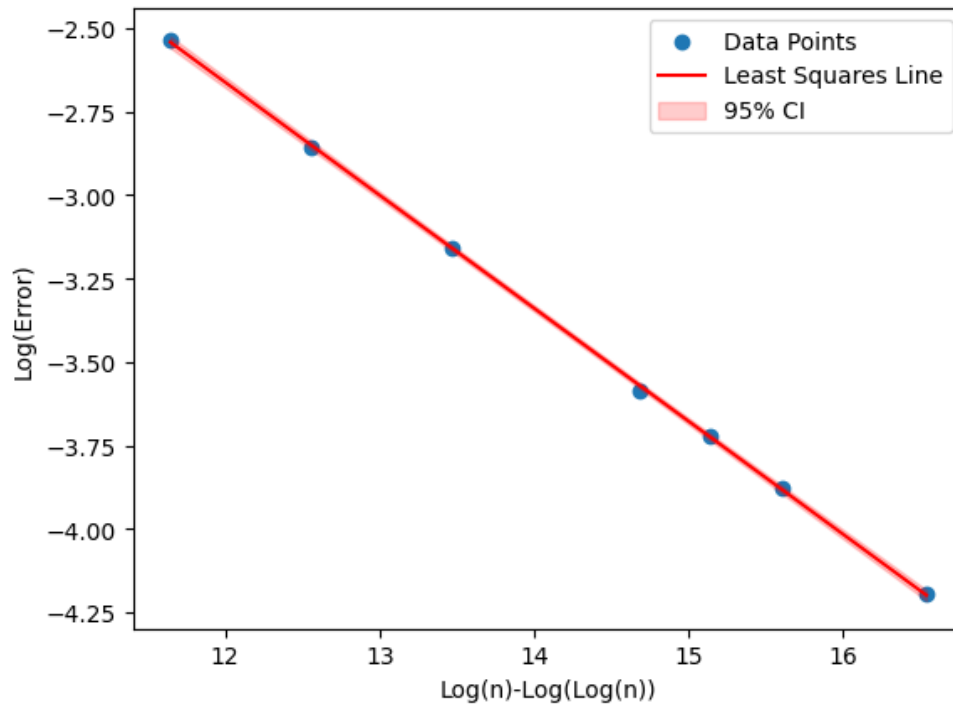


Fig. 4: $\log(\text{Error})$ in the presence of the additive noise

- Korostelev, A. P. and Tsybakov, A. B. (1993). *Minimax Theory of Image Reconstruction, Lecture Notes in Statistics*, volume 82. Springer-Verlag.
- Laurent, B. and Massart, P. (2000). Adaptive estimation of a quadratic functional by model selection. *Annals of statistics*, pages 1302–1338.
- Lopez-Martinez, C. and Fabregas, X. (2003). Polarimetric sar speckle noise model. *IEEE Transactions on Geoscience and Remote Sensing*, 41(10):2232–2242.
- Schmitt, J., Xiang, S., and Yung, K. (1999). Speckle in optical coherence tomography. *Journal of Biomedical Optics*.
- Tsybakov, A. B. (2009). *Introduction to Nonparametric Estimation*. Springer New York, NY.
- Varshamov, R. R. (1957). Estimate of the number of signals in error correcting codes. *Dokl. Akad. Nauk SSSR*, 117:739–741.
- Vershynin, R. (2018). *High-dimensional probability: An introduction with applications in data science*, volume 47. Cambridge university press.