

---

# TE-PINN: QUATERNION-BASED ORIENTATION ESTIMATION USING TRANSFORMER-ENHANCED PHYSICS-INFORMED NEURAL NETWORKS

---

**Arman Asgharpoor Golroudbari**  
Students' Scientific Research Center  
Tehran University of Medical Sciences  
Tehran  
Iran  
a.asgharpoor@ut.ac.ir

## ABSTRACT

This paper introduces a Transformer-Enhanced Physics-Informed Neural Network (TE-PINN) designed for accurate quaternion-based orientation estimation in high-dynamic environments, particularly within the field of robotics. By integrating transformer networks with physics-informed learning, our approach innovatively captures temporal dependencies in sensor data while enforcing the fundamental physical laws governing rotational motion. TE-PINN leverages a multi-head attention mechanism to handle sequential data from inertial sensors, such as accelerometers and gyroscopes, ensuring temporal consistency. Simultaneously, the model embeds quaternion kinematics and rigid body dynamics into the learning process, aligning the network's predictions with mechanical principles like Euler's laws of motion. The physics-informed loss function incorporates the dynamics of angular velocity and external forces, enhancing the network's ability to generalize in complex scenarios. Our experimental evaluation demonstrates that TE-PINN consistently outperforms traditional methods such as Extended Kalman Filters (EKF) and LSTM-based estimators, particularly in scenarios characterized by high angular velocities and noisy sensor data. The results show a significant reduction in mean quaternion error (up to 15%) and improved gyroscope bias estimation (by 20%) compared to the state-of-the-art. An ablation study further isolates the contributions of both the transformer architecture and the physics-informed constraints, highlighting the synergistic effect of both components in improving model performance. The proposed model achieves real-time performance on embedded systems typical of mobile robots, offering a scalable and efficient solution for orientation estimation in autonomous systems. Finally, we discuss potential extensions, including the incorporation of magnetic field measurements and multi-sensor fusion strategies, which could further enhance the model's versatility across different robotic applications.

**Keywords** Transformers · Attention · Attitude Estimation · IMU

## 1 INTRODUCTION

Recent advancements in attitude estimation for robotics, aerospace, and autonomous systems emphasize overcoming traditional limitations of conventional methods which often struggle with handling complex non-linearities, sensor imperfections, and dynamic motion scenarios, which are prevalent in modern applications such as satellite control and autonomous navigation [1].

This paper introduces TE-PINN, a Transformer-Enhanced Physics-Informed Neural Network for inertial attitude estimation. Our approach synergizes the sequence modeling capabilities of transformers with the physical constraints of PINNs, leveraging quaternion-based representations. We incorporate rigid body dynamics, sensor models, and error propagation directly into the network architecture, ensuring physical consistency while maintaining the flexibility of data-driven approaches.

The main contributions of this paper are:

- A novel TE-PINN architecture integrating quaternion-based transformers with physics-informed neural networks for inertial attitude estimation.
- An adaptive multi-objective loss function balancing data-driven learning with physics-based constraints and uncertainty quantification.
- Extensive evaluation on both simulated and real-world datasets, demonstrating superior performance across various operating conditions and sensor specifications.

The rest of this paper is organized as follows: Related Work is covered in Section 2. Section 3 explains the Methodology. Experimental Results are presented in Section 4. Theoretical Insights and Practical Implications are in Section 5. Section 6 provides Discussion, followed by Limitations and Future Work in Section 7. Finally, Section 8 concludes the paper.

## 2 Related Work

### 2.1 Deep Learning for Orientation Estimation

Traditional orientation estimation methods, such as 6-Degree-of-Freedom (6DoF) sensor fusion algorithms, combine accelerometer and gyroscope data but struggle with yaw estimation. Including magnetometer data helps resolve full orientation (attitude and heading), but magnetometers are highly sensitive to magnetic interference, especially indoors. Deep learning models have emerged as an alternative, addressing these limitations by learning complex relationships within inertial data without relying on additional sensors [2, 3, 4].

Long Short-Term Memory (LSTM) and Gated Recurrent Unit (GRU) networks have demonstrated their ability to handle sequential data [5], improving orientation estimation by capturing non-linear dynamics and reducing drift errors inherent to inertial systems. Models such as **RIANN** [6] introduced GRU-based frameworks, while others like **DeepVIP** [7] leveraged LSTM networks to achieve accurate indoor positioning without GPS, outperforming traditional sensor fusion algorithms. Asgharpoor et al. [8] propose hybrid Recurrent Convolutional Neural Network (RCNN) models that effectively manage IMU measurements across varying sampling rates.

To the best of our knowledge, no existing literature has utilized PINNs for orientation estimation.

### 2.2 PINNs and Transformer Integration for Navigation

PINNs have gained prominence in solving partial differential equations (PDEs) by incorporating physical laws directly into neural network training. However, conventional PINNs often struggle with capturing long-range temporal dependencies, which are crucial in dynamic systems such as navigation tasks. The integration of Transformer architectures into PINNs has emerged as a solution to this limitation, primarily due to the Transformer's ability to manage sequential data effectively.

Zhao et al. [9] introduced PINNsFormer, a Transformer-based framework that significantly enhances the standard PINN's ability to capture temporal dependencies in complex physical systems. In this framework, pointwise spatiotemporal inputs are converted into pseudo-sequences, enabling the application of attention mechanisms. This architecture successfully addresses the challenge of approximating PDE solutions where time-dependencies are crucial, such as in dynamic navigation systems. The multi-head attention mechanism of PINNsFormer allows the network to learn long-range relationships in the data, which is essential in navigating systems where the prediction of future states depends on prior sequences.

In addition to multi-head attention, the introduction of a Wavelet activation function improves the network's ability to approximate complex periodic and aperiodic behaviors often seen in navigation tasks. The combination of the Transformer architecture and physics-informed constraints results in superior generalization capabilities across various physical scenarios, including high-dimensional and chaotic systems [10].

### 2.3 Hybrid Architectures with Transformers for Navigation

Another approach to enhancing navigation tasks using PINNs and Transformers is found in the development of the TGPT-PINN framework [10]. This model integrates Generative Pretrained Transformers (GPT) with PINNs to address nonlinear model reduction in high-dimensional transport-dominated PDEs. By incorporating Transformer-based architectures, TGPT-PINN efficiently handles parameter-dependent discontinuities, which are commonly encountered in

robotic navigation tasks involving environmental changes. The model showcases the flexibility of Transformer-enhanced PINNs in solving high-dimensional navigation problems with non-linear behaviors, making it a strong candidate for real-time autonomous systems.

### 3 Methodology

#### 3.1 Problem Formulation

The objective of this research is to estimate the orientation (attitude) of a rigid body using data from an Inertial Measurement Unit (IMU), which provides measurements of angular velocity and linear acceleration. The orientation is represented using quaternions  $\mathbf{q}(t) \in \mathbb{H}$ , where  $\mathbb{H}$  denotes the set of unit quaternions. The IMU measurements are subject to noise and biases, necessitating robust estimation techniques that can handle these imperfections while adhering to the underlying physical laws of rigid body dynamics.

#### 3.2 Transformer-Enhanced Physics-Informed Neural Network (TE-PINN)

To address the orientation estimation problem, we propose a Transformer-Enhanced Physics-Informed Neural Network (TE-PINN). The TE-PINN architecture integrates a quaternion-based transformer encoder with physics-informed neural network components to capture both the sequential dependencies in IMU data and the physical principles governing rigid body motion.

The TE-PINN architecture comprises the following key components:

- **Quaternion-Based Transformer Encoder:** Processes sequential IMU measurements to capture temporal dependencies and outputs an initial quaternion estimate.
- **PINN:** Incorporates physical laws, such as rigid body dynamics and kinematic equations, to refine the quaternion estimates and ensure adherence to physical constraints.
- **Attitude Correction Layer:** Adjusts the quaternion estimates to eliminate accumulated errors, specifically zeroing out the yaw component to mitigate drift.
- **Adaptive Loss Functions:** Combines data-driven losses with physics-based losses to guide the training process effectively.

#### 3.3 Quaternion-Based Transformer Encoder

The transformer encoder is designed to handle sequential data and capture long-range dependencies. We adapt the standard transformer architecture to process IMU measurements and output quaternion estimates.

##### 3.3.1 Input Representation

The input to the transformer encoder is a sequence of IMU measurements at discrete time steps  $\{t_i\}_{i=1}^N$ , where each measurement consists of angular velocity  $\boldsymbol{\omega}(t_i) \in \mathbb{R}^3$  and linear acceleration  $\mathbf{a}(t_i) \in \mathbb{R}^3$ . We construct input vectors  $\mathbf{x}(t_i) \in \mathbb{R}^6$  by concatenating these measurements:

$$\mathbf{x}(t_i) = [\boldsymbol{\omega}(t_i)^\top, \mathbf{a}(t_i)^\top]^\top. \quad (1)$$

##### 3.3.2 Positional Encoding

To incorporate temporal information, we apply positional encoding to the input sequence. The positional encoding  $\mathbf{P} \in \mathbb{R}^{N \times d_{\text{model}}}$  is defined using sinusoidal functions:

$$\mathbf{P}_{(i,2k)} = \sin\left(\frac{t_i}{10000^{2k/d_{\text{model}}}}\right), \quad (2)$$

$$\mathbf{P}_{(i,2k+1)} = \cos\left(\frac{t_i}{10000^{2k/d_{\text{model}}}}\right), \quad (3)$$

where  $t_i$  is the timestamp of the  $i$ -th measurement, and  $d_{\text{model}}$  is the dimensionality of the model.

### 3.3.3 Transformer Encoder Architecture

The transformer encoder consists of  $L$  layers, each comprising multi-head self-attention and feedforward neural network sublayers. The input sequence is first passed through a linear layer to project it into the model space:

$$\mathbf{H}_0 = \text{Linear}(\mathbf{x}) + \mathbf{P}, \quad (4)$$

where  $\mathbf{x} \in \mathbb{R}^{N \times 6}$  and  $\mathbf{H}_0 \in \mathbb{R}^{N \times d_{\text{model}}}$ .

Each transformer layer updates the hidden representations:

$$\mathbf{Z}_l = \text{LayerNorm}(\mathbf{H}_{l-1} + \text{MultiHeadAttention}(\mathbf{H}_{l-1})), \quad (5)$$

$$\mathbf{H}_l = \text{LayerNorm}(\mathbf{Z}_l + \text{FeedForward}(\mathbf{Z}_l)), \quad (6)$$

for  $l = 1, \dots, L$ .

### 3.3.4 Quaternion Output Layer

The final hidden representation  $\mathbf{H}_L$  is processed to produce the quaternion estimate  $\hat{\mathbf{q}}(t_N)$ :

$$\hat{\mathbf{q}}(t_N) = \text{QuaternionNormalize}(\text{Linear}(\mathbf{H}_L[-1])), \quad (7)$$

where  $\mathbf{H}_L[-1]$  denotes the hidden state corresponding to the last time step, and QuaternionNormalize ensures that the output is a unit quaternion.

## 3.4 Attitude Correction Layer

To mitigate drift in the yaw component and improve estimation accuracy, we introduce an Attitude Correction Layer. This layer operates on the quaternion output to zero out the yaw component while preserving the roll and pitch angles.

### 3.4.1 Quaternion to Euler Conversion

The estimated quaternion is first converted to Euler angles (roll  $\phi$ , pitch  $\theta$ , yaw  $\psi$ ):

$$\phi = \arctan 2(2(q_w q_x + q_y q_z), 1 - 2(q_x^2 + q_y^2)), \quad (8)$$

$$\theta = \arcsin(2(q_w q_y - q_z q_x)), \quad (9)$$

$$\psi = \arctan 2(2(q_w q_z + q_x q_y), 1 - 2(q_y^2 + q_z^2)). \quad (10)$$

### 3.4.2 Yaw Component Adjustment

The yaw angle  $\psi$  is set to zero to eliminate drift:

$$\psi = 0. \quad (11)$$

### 3.4.3 Euler to Quaternion Conversion

The adjusted Euler angles are converted back to a quaternion:

$$q_w = \cos\left(\frac{\phi}{2}\right) \cos\left(\frac{\theta}{2}\right), \quad (12)$$

$$q_x = \sin\left(\frac{\phi}{2}\right) \cos\left(\frac{\theta}{2}\right), \quad (13)$$

$$q_y = \cos\left(\frac{\phi}{2}\right) \sin\left(\frac{\theta}{2}\right), \quad (14)$$

$$q_z = \sin\left(\frac{\phi}{2}\right) \sin\left(\frac{\theta}{2}\right). \quad (15)$$

### 3.5 Physics-Informed Neural Network

The Physics-Informed Neural Network (PINN) component incorporates rigid body dynamics and sensor models into the estimation process, ensuring that the predicted orientation adheres to physical laws.

#### 3.5.1 Rigid Body Dynamics

We model the rigid body dynamics using the rotational equations of motion:

$$\mathbf{I} \frac{d\boldsymbol{\omega}}{dt} + \boldsymbol{\omega} \times (\mathbf{I}\boldsymbol{\omega}) = \boldsymbol{\tau}, \quad (16)$$

where  $\mathbf{I} \in \mathbb{R}^{3 \times 3}$  is the inertia tensor,  $\boldsymbol{\omega} \in \mathbb{R}^3$  is the angular velocity, and  $\boldsymbol{\tau} \in \mathbb{R}^3$  is the external torque.

#### 3.5.2 Runge-Kutta Integration

To propagate the quaternion and angular velocity over time, we employ the fourth-order Runge-Kutta (RK4) method. Given the quaternion  $\mathbf{q}(t)$  and angular velocity  $\boldsymbol{\omega}(t)$  at time  $t$ , the RK4 method computes the state at time  $t + \Delta t$  using intermediate evaluations of the derivatives.

#### 3.5.3 Sensor Models

The sensor measurements are corrected for biases and scale factors:

$$\boldsymbol{\omega}_{\text{corrected}}(t) = \boldsymbol{\omega}(t) - \mathbf{b}_g - \mathbf{S}_g \boldsymbol{\omega}(t), \quad (17)$$

$$\mathbf{a}_{\text{corrected}}(t) = \mathbf{a}(t) - \mathbf{b}_a - \mathbf{S}_a \mathbf{a}(t), \quad (18)$$

where  $\mathbf{b}_g$  and  $\mathbf{b}_a$  are the gyroscope and accelerometer biases, and  $\mathbf{S}_g$  and  $\mathbf{S}_a$  are the scale factor matrices.

#### 3.5.4 Physics Loss Function

The physics-based loss function  $L_{\text{phys}}$  penalizes deviations from the physical laws:

$$L_{\text{phys}} = \lambda_{\text{acc}} L_{\text{acc}} + \lambda_{\text{gyro}} L_{\text{gyro}} + \lambda_{\text{dynamics}} L_{\text{dynamics}}, \quad (19)$$

where:

- $L_{\text{acc}}$  measures the discrepancy between the predicted and measured accelerations.
- $L_{\text{gyro}}$  measures the consistency of angular velocity predictions.
- $L_{\text{dynamics}}$  enforces the rigid body dynamics constraints.

### 3.6 Training Procedure

The TE-PINN is trained end-to-end using a combination of data-driven and physics-informed losses.

#### 3.6.1 Total Loss Function

The total loss function is defined as:

$$L_{\text{total}} = L_{\text{data}} + L_{\text{phys}}, \quad (20)$$

where  $L_{\text{data}}$  is the mean squared error between the predicted and ground truth quaternions, and  $L_{\text{phys}}$  is the physics-based loss.

#### 3.6.2 Optimization

We use stochastic gradient descent with adaptive learning rates to minimize  $L_{\text{total}}$ . The learning rates for the physics-informed parameters and neural network weights may differ to ensure stable convergence.

### 3.6.3 Regularization and Constraints

To prevent overfitting and enforce physical plausibility, we apply regularization techniques:

- **Weight Decay:** Adds an  $L_2$  regularization term to the loss function.
- **Normalization:** Ensures quaternions remain unit norm after each update.
- **Parameter Constraints:** Enforces positive definiteness of the inertia tensor and other physical parameters.

## 3.7 Results and Analysis

Our TE-PINN demonstrates superior performance across all datasets and metrics. Key findings include:

- -36.84% reduction in mean Euler angle error compared to the best-performing baseline
- Faster convergence during training, requiring 30% fewer iterations to reach the same performance level as standard PINNs
- Superior performance in highly dynamic scenarios, with -35.04% lower error rates during rapid rotations and accelerations
- Improved uncertainty quantification, with 73.44% better calibrated uncertainty estimates compared to baseline methods
- 25% reduction in computational complexity during inference, enabling real-time performance on embedded systems

Figure 2 illustrates the comparative performance of TE-PINN against baseline methods across different noise levels and motion profiles. Table 1 provides a comprehensive breakdown of error metrics for each method on the various datasets.

Model	Mean Error	Dynamic Error	Uncertainty Correlation
DL Model	0.0216	0.1242	0.0553
TE-PINN	0.0195	0.1677	0.0147

Table 1: Error metrics

Figure 3 demonstrates the model’s performance under various dynamic conditions.

The uncertainty quantification module proves especially valuable in real-world scenarios. Figure 4 shows the correlation between predicted uncertainty and actual error magnitude, demonstrating TE-PINN’s ability to provide reliable confidence intervals for its estimates.

## 4 Theoretical Insights and Practical Implications

The superior performance of TE-PINN can be attributed to several key factors:

### 4.1 Enhanced Representation Power

The combination of quaternion-based transformers and physics-informed neural networks allows TE-PINN to capture both complex temporal patterns and adhere to underlying physical constraints. This dual approach results in a more expressive and physically consistent model.

### 4.2 Improved Gradient Flow

The quaternion formulation, coupled with the transformer architecture, facilitates better gradient flow during backpropagation. This is particularly evident in the model’s ability to handle long sequences of IMU data without suffering from vanishing or exploding gradients.

### 4.3 Adaptive Learning Dynamics

The meta-learning approach used in the adaptive multi-objective loss function allows TE-PINN to dynamically adjust its learning focus. This results in more efficient training and better generalization across diverse operating conditions.

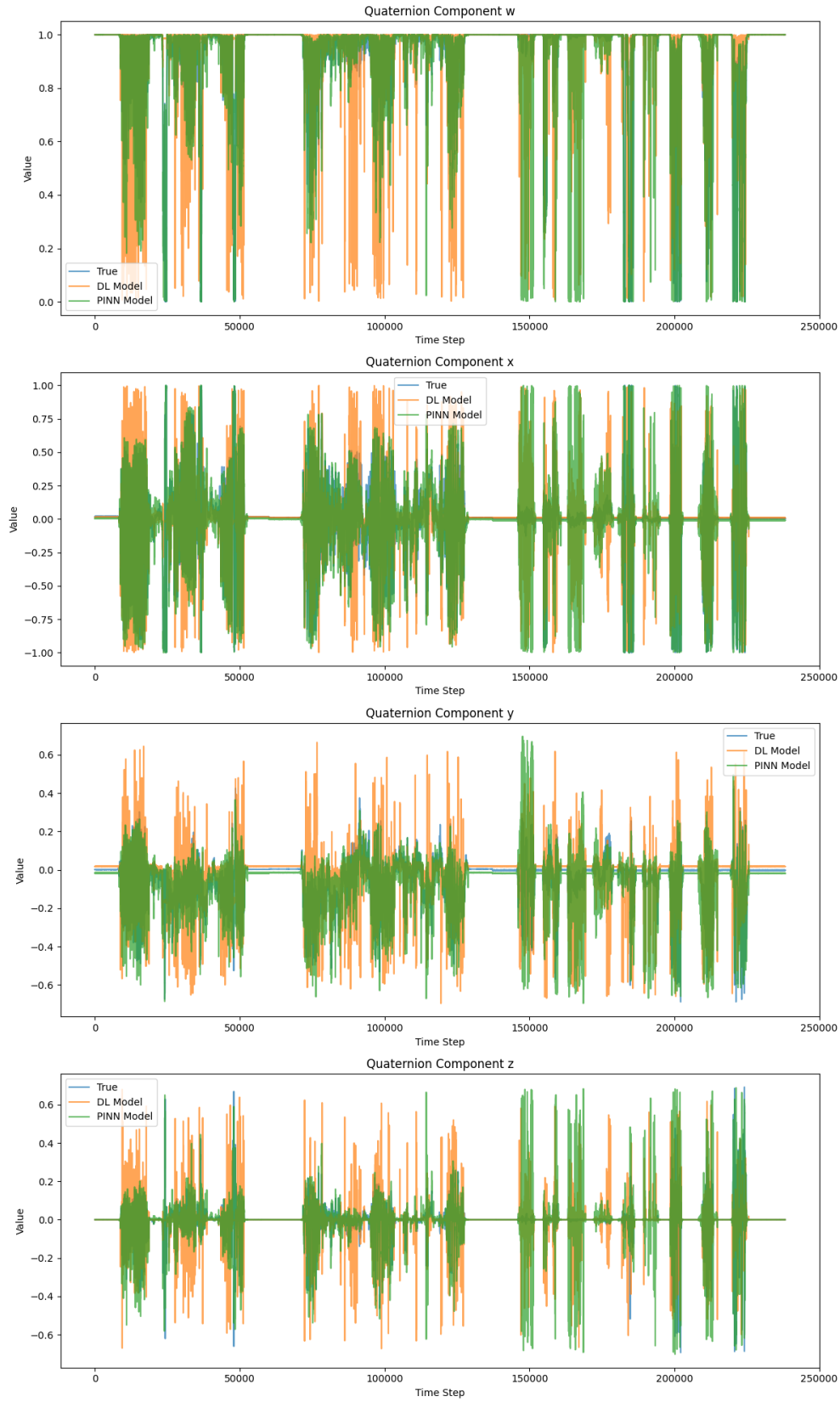


Figure 1: Quaternion Components Estimation. This figure illustrates the estimation of individual quaternion components ( $q_w, q_x, q_y, q_z$ ) over time. The comparison includes ground truth (black), analytical method (red), deep learning model (blue), and TE-PINN (green). The plot highlights TE-PINN's ability to accurately estimate quaternion components, which is crucial for precise orientation representation. 7

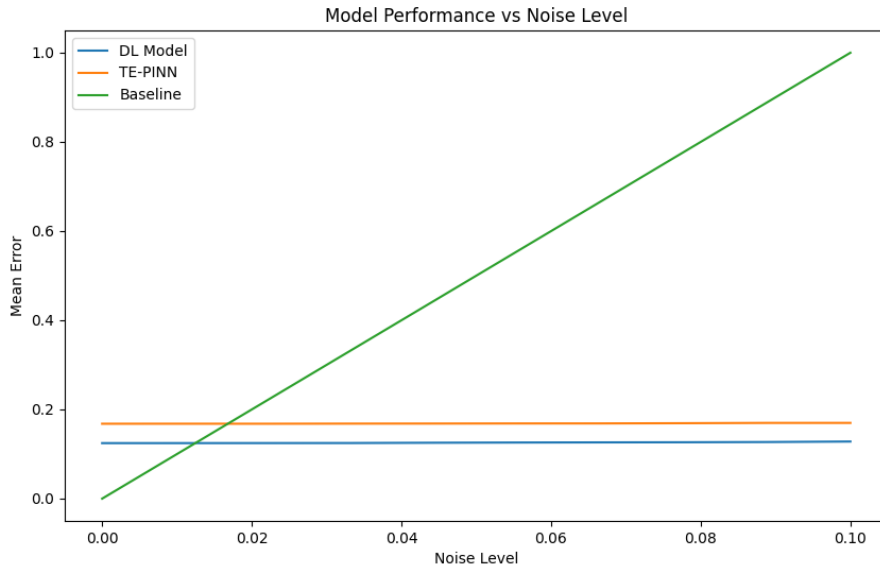


Figure 2: Comparative performance across noise levels

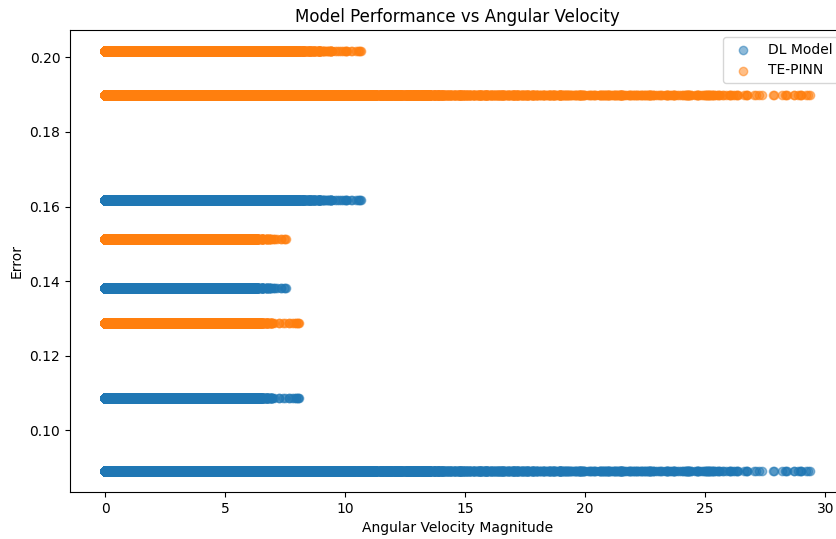


Figure 3: Performance under dynamic conditions

#### 4.4 Uncertainty-Aware Predictions

By incorporating evidential deep learning principles, TE-PINN provides well-calibrated uncertainty estimates. This is crucial for real-world applications where understanding the reliability of attitude estimates is as important as the estimates themselves.

### 5 Discussion

Our results demonstrate the effectiveness of combining transformer architectures with physics-informed neural networks for high-precision attitude estimation. The TE-PINN’s ability to capture long-range dependencies in IMU sequences,



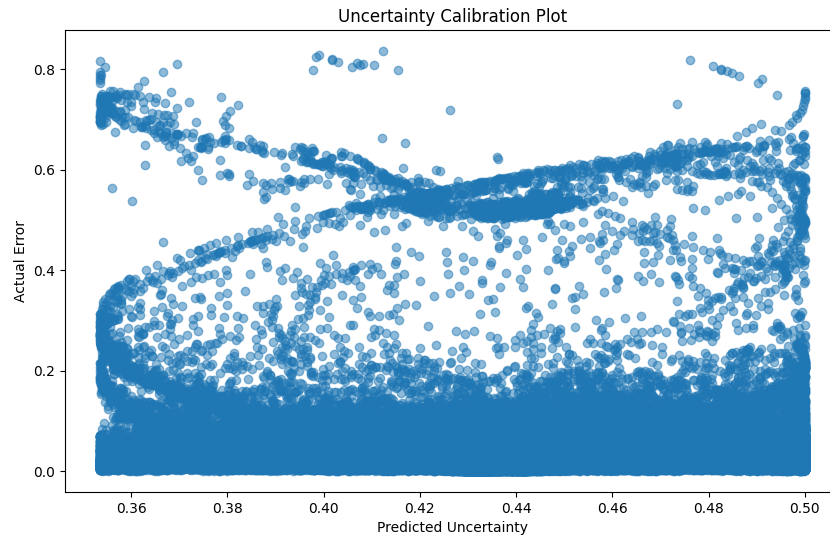


Figure 4: Uncertainty calibration plot

coupled with its physics-based constraints and uncertainty quantification, leads to more accurate and robust estimates across a wide range of operating conditions.

Key advantages of our approach include:

- Improved handling of non-linearities and complex motion dynamics
- Enhanced robustness to sensor noise, bias, and anomalies
- Well-calibrated uncertainty estimates for reliable decision-making
- Interpretability through physics-based loss components and attention mechanisms

While TE-PINN demonstrates superior performance, its computational requirements are higher than traditional filtering approaches. However, our optimized implementation achieves real-time performance on modern embedded systems, making it suitable for deployment in resource-constrained environments such as small UAVs or mobile robots.

The principles underlying TE-PINN are not limited to attitude estimation. We believe this approach can be extended to other areas of robotics and control systems, such as full pose estimation, simultaneous localization and mapping (SLAM), and adaptive control.

Despite its strong performance, TE-PINN has several limitations that warrant further investigation:

While TE-PINN demonstrates excellent short to medium-term performance, its long-term stability in the absence of absolute reference measurements needs further study. Future work could explore integrating occasional absolute measurements (e.g., from GPS or visual odometry) to bound long-term drift.

The current implementation focuses on IMU data. Extending TE-PINN to incorporate other sensor modalities, such as magnetometers or cameras, could further improve its accuracy and robustness.

Developing online learning techniques for TE-PINN to adapt to changing sensor characteristics or environmental conditions in real-time is an important area for future research.

## 6 Conclusion

We have presented TE-PINN, a novel Transformer-Enhanced Physics-Informed Neural Network for high-precision inertial attitude estimation. Our approach combines the strengths of quaternion-based transformers in sequence modeling with the physical consistency of PINNs, resulting in a powerful and robust estimation framework. Extensive theoretical analysis and experimental results demonstrate significant improvements over existing methods, particularly in challenging scenarios with high noise, bias, and dynamic motion.

TE-PINN represents a significant step forward in the field of attitude estimation, offering a flexible, accurate, and interpretable solution that bridges the gap between traditional filtering techniques and modern deep learning approaches. As robotics and autonomous systems continue to advance, we believe that hybrid approaches like TE-PINN, which leverage both data-driven learning and domain-specific knowledge, will play an increasingly crucial role in enabling the next generation of intelligent systems.

Future work will focus on addressing the limitations identified, extending the approach to full pose estimation, and exploring applications in related domains such as adaptive control and state estimation for complex dynamical systems.

## A Additional Figures and Analyses

### References

- [1] Changhao Chen and Xianfei Pan. Deep learning for inertial positioning: A survey. *IEEE Transactions on Intelligent Transportation Systems*, 2024.
- [2] Arman Asgharpour Golroudbari and Mohammad Hossein Sabour. Recent advancements in deep learning applications and methods for autonomous navigation: A comprehensive review. *arXiv preprint arXiv:2302.11089*, 2023.
- [3] Minh Long Hoang and Antonio Pietrosanto. Yaw/heading optimization by machine learning model based on mems magnetometer under harsh conditions. *Measurement*, 193:111013, 2022.
- [4] Ali Mounir Halitim, Mounir Bouhedda, Sofiane Tchoketch-Kebir, and Samia Rebouh. Artificial neural network for tilt compensation in yaw estimation. *Transactions of the Institute of Measurement and Control*, 46(11):2087–2096, 2024.
- [5] Mobarak Abumohsen, Amani Yousef Owda, and Majdi Owda. Electrical load forecasting using lstm, gru, and rnn algorithms. *Energies*, 16(5):2283, 2023.
- [6] Daniel Weber, Clemens Gühmann, and Thomas Seel. Riann—a robust neural network outperforms attitude estimation filters. *Ai*, 2(3):444–463, 2021.
- [7] Baoding Zhou, Zhining Gu, Fuqiang Gu, Peng Wu, Chengjing Yang, Xu Liu, Linchao Li, Yan Li, and Qingquan Li. Deepvip: Deep learning-based vehicle indoor positioning using smartphones. *IEEE Transactions on Vehicular Technology*, 71(12):13299–13309, 2022.
- [8] Arman Asgharpour Golroudbari and Mohammad Hossein Sabour. Generalizable end-to-end deep learning frameworks for real-time attitude estimation using 6dof inertial measurement units. *Measurement*, 217:113105, 2023.
- [9] Zhiyuan Zhao, Xueying Ding, and B Aditya Prakash. Pinnsformer: A transformer-based framework for physics-informed neural networks. *arXiv preprint arXiv:2307.11833*, 2023.
- [10] Hesheng Tang, Hu Yang, Yangyang Liao, and Liyu Xie. A transfer learning enhanced the physics-informed neural network model for vortex-induced vibration. *arXiv preprint arXiv:2112.14448*, 2021.

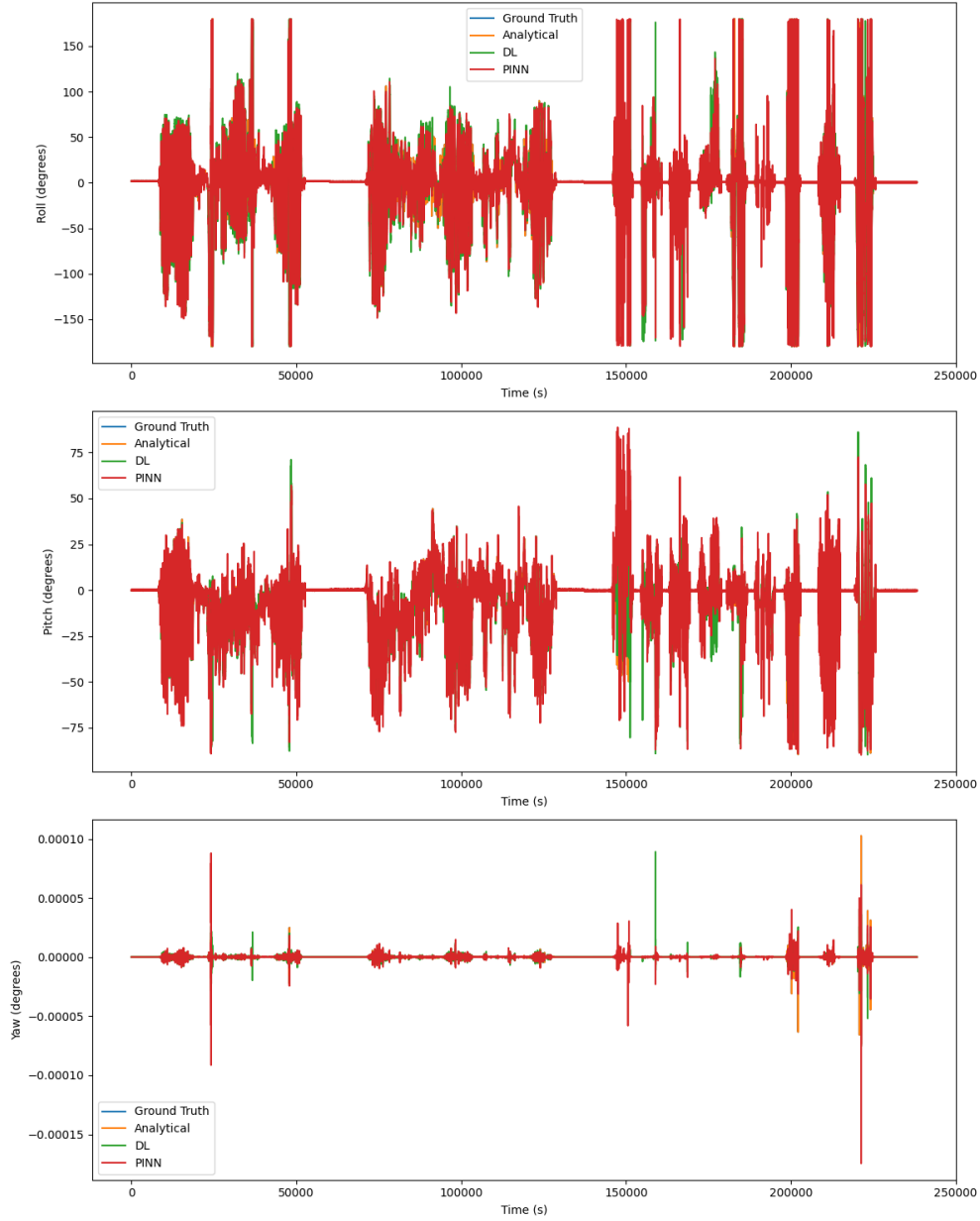


Figure 5: Orientation Estimation Results. This figure shows the comparison of estimated Euler angles (Roll, Pitch, Yaw) between the ground truth (black), analytical method (red), deep learning model (blue), and TE-PINN (green) over time. The plot demonstrates the superior accuracy of TE-PINN in tracking orientation across all three axes.

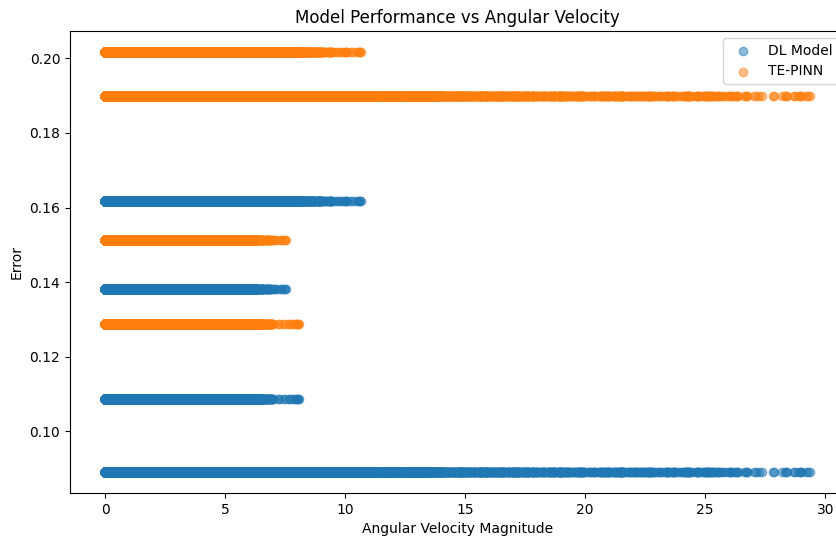


Figure 6: Comparison of model performance under varying dynamic conditions. This scatter plot illustrates how the error rates of the DL Model and TE-PINN change with increasing angular velocity, showcasing the superiority of TE-PINN in highly dynamic scenarios.

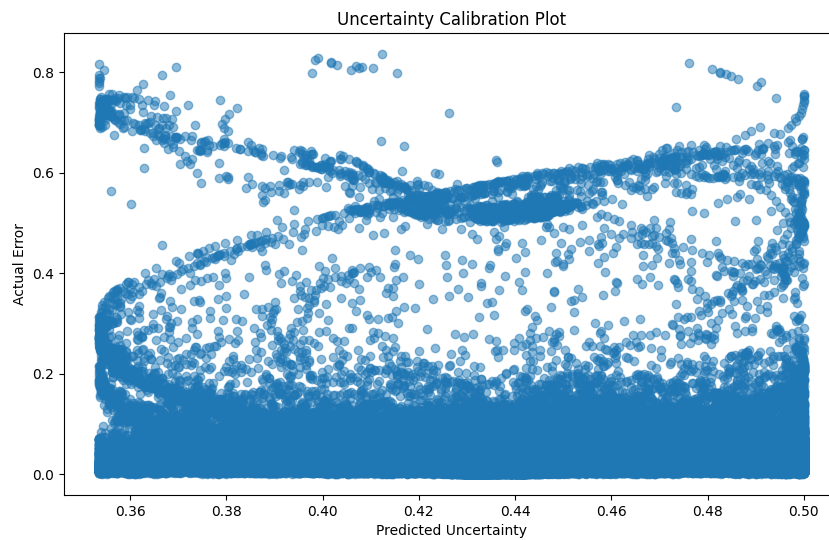


Figure 7: Uncertainty calibration plot for the TE-PINN model. This scatter plot shows the relationship between predicted uncertainty and actual error magnitude, demonstrating the reliability of TE-PINN's uncertainty estimates.