

Bayesian computation with generative diffusion models by Multilevel Monte Carlo

Abdul-Lateef Haji-Ali^{1,4}, Marcelo Pereyra^{1,4}, Luke Shaw², Konstantinos Zygalakis^{3,4}

¹*School of Mathematical and Computer Sciences, Heriot-Watt University, Edinburgh, EH14 4AS, UK*

²*Departament de Matemàtiques and IMAC, Universitat Jaume I, 12071-Castellón de la Plana, Spain
email: shaw@uji.es*

³*School of Mathematics, University of Edinburgh, Edinburgh, EH9 3FD, UK*

⁴*Maxwell Institute for Mathematical Sciences, Edinburgh, UK.*

September 25, 2024

Abstract

Generative diffusion models have recently emerged as a powerful strategy to perform stochastic sampling in Bayesian inverse problems, delivering remarkably accurate solutions for a wide range of challenging applications. However, diffusion models often require a large number of neural function evaluations per sample in order to deliver accurate posterior samples. As a result, using diffusion models as stochastic samplers for Monte Carlo integration in Bayesian computation can be highly computationally expensive. This cost is especially high in large-scale inverse problems such as computational imaging, which rely on large neural networks that are expensive to evaluate. With Bayesian imaging problems in mind, this paper presents a Multilevel Monte Carlo strategy that significantly reduces the cost of Bayesian computation with diffusion models. This is achieved by exploiting cost-accuracy trade-offs inherent to diffusion models to carefully couple models of different levels of accuracy in a manner that significantly reduces the overall cost of the calculation, without reducing the final accuracy. The effectiveness of the proposed Multilevel Monte Carlo approach is demonstrated with three canonical computational imaging problems, where we observe a 4×-to-8× reduction in computational cost compared to conventional Monte Carlo averaging.

AMS codes: 65C05, 62M45, 65C20

Keywords: Score-based Generative Models, Multilevel Monte Carlo, Inverse Problems

1 Introduction

Many science and engineering problems require solving an inverse problem that is ill-conditioned or ill-posed [11]. Bayesian statistical provides a powerful framework to regularise these problems and deliver meaningful solutions that are well-posed [11]. Bayesian analysis is especially useful in applications that require performing advanced inferences and quantifying the uncertainty in the solutions delivered, so that these can be used reliably for scientific and decision-making purposes[17].

Modern Bayesian inversion methods are increasingly strongly reliant on machine learning techniques in order to leverage information that is available in the form of training data [15]. Deep

generative modelling provides a highly effective approach for constructing machine-learning-based Bayesian inversion methods, both for directly modelling posterior distributions [14, 19, 18], as well as for constructing data-driven priors that can be combined with an explicit likelihood function derived from a physical forward model [15, Section 5]. In particular, diffusion models (DMs) have attracted significant attention recently because of their capacity to deliver remarkably accurate inferences. Originally proposed for tasks related to generating and editing creative content [21, 23, 10, 22], DMs are now also widely studied for Bayesian inversion, especially in the context of signal processing and computational imaging (see, e.g., [5, 12, 18, 14]).

From a computation viewpoint, DM-based Bayesian techniques are stochastic samplers that rely on neural networks to generate Monte Carlo samples from a posterior distribution that is encoded implicitly within the DM. State-of-the-art DMs for Bayesian inversion can be remarkably accurate, especially for point estimation tasks, but they are highly computationally expensive. Indeed, modern DMs often rely on large neural networks that are expensive to evaluate, and may require over 10^3 neural function evaluations (NFEs) per Monte Carlo sample. Efforts to reduce the computational cost of DMs have focused predominantly on reducing the cost per NFE (e.g., pruning [25] and quantization [13]), and on reducing the number of NFEs required per sample (e.g., via distillation [20] and improved numerical schemes [22]).

This paper presents a new strategy to significantly reduce the cost of DM-based Bayesian computation by leveraging Multilevel Monte Carlo [6, 7]. The MLMC approach can be applied to any DM and is complementary to the aforementioned strategies to improve the efficiency of DMs.

2 Proposed Multilevel Monte Carlo approach

2.1 Notation and problem statement

We consider the estimation of an unknown high-dimensional quantity of interest $x \in \mathbb{R}^n$ from some observed data $y \in \mathbb{R}^m$. We formulate the problem in the Bayesian statistical framework and model x as a realisation of a random variable X taking values in \mathbb{R}^n , and the observation y as a realisation of an \mathbb{R}^m -valued random variable that, conditional on $X = x$, has distribution

$$Y \sim \mathcal{P}(\mathcal{A}(x)), \quad (1)$$

where the operator $\mathcal{A} : \mathbb{R}^n \rightarrow \mathbb{R}^m$ encodes deterministic aspects of the observation model, and \mathcal{P} models stochastic aspects such as measurement noise. The forward model (1) includes, for example, the widely used linear Gaussian observation model

$$y = \mathcal{A}x + \eta. \quad (2)$$

where $\mathcal{A} \in \mathbb{R}^{m \times n}$ (often with $m < n$), and the additive perturbation η is a realisation of zero-mean Gaussian noise with covariance $\sigma^2 \mathbb{I}_m$ for $\sigma^2 \in \mathbb{R}_+$ and $\mathbb{I}_m \in \mathbb{R}^{m \times m}$ being the identity matrix.

Additional information about the solution is introduced by specifying the prior distribution of X , whose density we henceforth denote by $\pi(\cdot)$. Observed and prior information are then combined by using Bayes' theorem to derive the posterior distribution for X given the observation $Y = y$, with density denoted by $p(\cdot|y)$ satisfying

$$p(x|y) = \frac{\mathcal{L}(y|x)\pi(x)}{\mathcal{E}(y)}, \quad (3)$$

for all $x \in \mathbb{R}^n$, where \mathcal{L} is the likelihood function associated to the statistical forward model (1) and $\mathcal{E}(y)$ is the data evidence which is defined so that the posterior density integrates to 1.

As mentioned previously, we consider a purely data-driven scenario in which a DM has been trained to draw (approximate) posterior samples. This could be a DM trained on a dataset $\{x^{(i)}, y^{(i)}\}_{i=1}^N$ from the joint distribution of (X, Y) [18], or alternatively by using a sample $\{x^{(i)}\}_{i=1}^N$ together with the likelihood \mathcal{L} to design a so-called “guidance” term (see, e.g., [5, 12]).

2.2 Denoising Diffusion Probabilistic Models

DMs can be formulated in various forms. For presentation clarity, we present the proposed MLMC approach by using Denoising Diffusion Probabilistic Models (DDPMs), a powerful class of DMs capable of generating approximate samples from arbitrary distributions. DDPMs have appeared in various forms and iterations since their first formulation in [21]. DDPMs may be formulated directly as a finite sequence of noising kernels (each adding a discrete quantity of noise, hence here called discrete DDPMs) or as numerical approximations of a continuous time Stochastic Differential Equation (SDE, see Supplementary Material). For the purposes of illustration, we select the discrete formulation of e.g. [10, 23, 21, 22, 12] since it is extendable to non-Markovian models such as DDIM [22] and it aligns more closely with the models used for our experiments in Section 3. Recalling that our goal is to sample from the posterior, with density $p(\cdot|y)$, for X given the observation $Y = y$, we construct a sequence of “states” $\{X_i\}_{i=0}^T$ with $X_0 = X$ and seek samples from the augmented posterior of (X_0, \dots, X_T) given $Y = y$, which admits the desired posterior as marginal. This joint posterior has density $p_{0:T}(\dots|y)$, which we decompose as

$$p_{0:T}(x_0, \dots, x_T|y) = \left(\prod_{t=1}^T \widehat{\mathcal{A}}_{t-1}(x_{t-1}|x_t, y) \right) p_T(x_T|y), \quad (4)$$

for given reverse transition kernels $(\widehat{\mathcal{A}}_t)_{t=0}^{T-1}$ and posterior density $p_T(\cdot|y)$ of the final state X_T .

Starting with the posterior of the final state, we capture several different constructions by setting $p_T(x|y) = \phi_n(x; (\mathbb{I}_n - \mathbb{M})y, \mathbb{M})^1$ for some binary diagonal matrix \mathbb{M} , which could potentially be degenerate. The choice of \mathbb{M} controls the dependence of the final state on the observation y . We consider three cases that are frequently encountered in the literature:

1. $\mathbb{M} = \mathbb{I}_n$, so that $p_T(\cdot|y) = \phi_n(\cdot)$, i.e., X_T is a standard Gaussian independent of the observation, see, e.g., Section 3.1. This choice can be motivated by relating X_T to the input X_0 via

$$p_T(x_T|y) = \frac{1}{\mathcal{E}(y)} \int K_{T;0}(x_T|x_0) \mathcal{L}(y|x_0, x_T) \pi(x_0) dx_0.$$

where $\mathcal{E}(\cdot)$ is the data evidence and $K_{T;0}$ is the forward transition kernel from the input X_0 to the final state X_T . As we shall shortly see, in DMs the transition kernel $K_{T;0}$ is chosen to be a standard Gaussian independent of the value of the input, i.e., $K_{T;0}(\cdot|x_0) = \phi_n(\cdot)$. Then we choose the likelihood as $\mathcal{L}(\cdot|x_0, x_T) = \mathcal{L}(\cdot|x_0)$. That is, the observation likelihood is independent of the final state given the input, to yield $p_T(\cdot|y) = \phi_n(\cdot)$.

2. $\mathbb{M} = 0$, i.e., we assume that for a given input, $X_T = Y$ and hence we formally take $p_T(\cdot|y) = \delta_y(\cdot)$, see, e.g., Section 3.2. Here again the transition kernel $K_{T;0}(\cdot|x_0)$ is standard Gaussian, hence this choice models the case when the conditional density of Y given X_0 is standard Gaussian.

¹We denote the standard normal density in n dimensions by $\phi_n(\cdot)$ and use the notation $\phi_n(x; \mu, \Sigma) = \phi_n(\Sigma^{-1/2}(x - \mu))$ for $\mu, x \in \mathbb{R}^n$, $\Sigma \in \mathbb{R}^{n \times n}$, as the normal density with mean μ and covariance matrix Σ .

3. If \mathbb{M} is a binary diagonal matrix with some ones and zeros on the diagonal, then the final state will depend on only parts of the observation, see, e.g., Section 3.3. Typically, the same masking matrix, \mathbb{M} , is used to define the transition kernels below, however we will omit this detail in the following for clarity of exposition.

Turning to the choice of transition kernels, one first considers a Gaussian, Markovian forward process, for X_t given X_{t-1} , whose transition density is

$$K_t(x|x_{t-1}) = \phi_n \left(x; \sqrt{\frac{\gamma_t}{\gamma_{t-1}}} x_{t-1}, \left(1 - \frac{\gamma_t}{\gamma_{t-1}} \right) \mathbb{I}_n \right), \quad (5)$$

for $x \in \mathbb{R}^n$ and where $1 = \gamma_0 > \gamma_1 > \dots > \gamma_T > 0$. This choice gives rise to a conditional distribution for X_t given the input, X_0 , whose density is

$$K_{t;0}(x|x_0) = \phi_n(x; \sqrt{\gamma_t} x_0, (1 - \gamma_t) \mathbb{I}_n), \quad 1 \leq t \leq T, \quad (6)$$

We henceforth denote $\Gamma_t = (1 - \gamma_t)$ and note that $K_{T;0}(\cdot|x_0) \rightarrow \phi_n(\cdot)$ when $\gamma_T \rightarrow 0$ as mentioned above. Such Gaussian choices lead to tractable models for training and inference [12, 22].

We determine the reverse transition kernel by further conditioning on the input, X_0 and assuming that, given X_0 and X_t , intermediate states are independent of the observation Y , i.e.,

$$\widehat{\mathfrak{H}}_{t-1}(x|x_t, y) = \int \mathfrak{H}_{t-1;0,t}(x|x_0, x_t) \widehat{\mathfrak{H}}_{0;t}(x_0|x_t, y) dx_0. \quad (7)$$

The reverse transition kernels $\mathfrak{H}_{t-1;0,t}(\cdot|x_0, x_t) = \phi_n(\cdot, \mu_{t-1;0,t}, \sigma_{t-1;0,t}^2 \mathbb{I}_n)$ where [10]

$$\mu_{t-1;0,t}(x_0, x_t) = \sqrt{\frac{\gamma_t}{\gamma_{t-1}}} \frac{\Gamma_{t-1}}{\Gamma_t} (x_t - \sqrt{\gamma_t} x_0) + \sqrt{\gamma_{t-1}} x_0, \quad \sigma_{t-1;0,t}^2 = \frac{\Gamma_{t-1}}{\Gamma_t} \left(1 - \frac{\gamma_t}{\gamma_{t-1}} \right). \quad (8)$$

The only remaining unknown is the reverse transition kernel $\widehat{\mathfrak{H}}_{0;t}(\cdot|x_t, y)$, for the input, X_0 , conditioned on the observation and state X_t . Following [24], we note that $\nabla \log K_{t;0}(x|x_0) = (\sqrt{\gamma_t} x_0 - x)/\Gamma_t$ and use a neural network s_θ , with parameters θ , to approximate $\nabla \log K_{t;0}(\cdot|x_0)$. Thus we obtain an estimate of x_0 depending on the given state x_t and the observation, y ,

$$x_0(x_t, y, t; \theta) = \frac{1}{\sqrt{\gamma_t}} (x_t + \Gamma_t s_\theta(x_t, y, t)), \quad (9)$$

and replace the kernel $\widehat{\mathfrak{H}}_{0;t}(\cdot|x_t, y)$ with a point mass at that estimate, which when substituted back in (7) yields a Gaussian conditional, reverse transition kernel $\widehat{\mathfrak{H}}_{t-1}(x|x_t, y)$. Note that we introduce a dependence of s_θ on y since we want to approximate the reverse transition kernel $\widehat{\mathfrak{H}}_{0;t}(\cdot|x_t, y)$, which in general depends on the observation. Alternative parametrisations, or indeed directly approximating x_0 are possible [10, 22, 19]. One may then generate approximate samples $(x_t)_{t=0}^{T-1}$ starting from $X_T \sim \mathcal{N}((\mathbb{I}_n - \mathbb{M})y, \mathbb{M})$, recursively as follows

$$x_{t-1} = \sqrt{\frac{\gamma_{t-1}}{\gamma_t}} x_t - \sqrt{\frac{\gamma_t}{\gamma_{t-1}}} \left(\Gamma_{t-1} - \frac{\gamma_{t-1}}{\gamma_t} \Gamma_t \right) s_\theta(x_t, y, t) + \sqrt{\frac{\Gamma_{t-1}}{\Gamma_t} \left(1 - \frac{\gamma_t}{\gamma_{t-1}} \right)} \xi_t, \quad (10)$$

where $\xi_t \sim \mathcal{N}(0, \mathbb{I}_n)$. At the end, x_0 will be an approximate sample from the target posterior $p(\cdot|y)$. In practice, one incurs four sources of errors:

Truncation Error Let $p_t(\cdot|y)$ be the marginal density of X_t given $Y = y$. The target posterior, $p(\cdot|y) = p_0(\cdot|y)$, is in general not supported on all of \mathbb{R}^n , whereas the Gaussian kernels $\mathfrak{K}_t(\cdot|x_t, y)$ and hence the densities, $p_t(\cdot|y)$, are. In particular, the different supports of $p_0(\cdot|y)$ and $p_1(\cdot|y)$ manifest in the fact that $s_\theta(x, t, y)$ will blow up as $t \rightarrow 0$, which causes numerical instability as $t \rightarrow 0$ [24]. In practice, one either takes x_1 as an approximate sample from $p_0(\cdot|y)$ or uses a Gaussian approximation of the reverse transition kernel which does not use s_θ , i.e., $\mathfrak{K}_0(\cdot|x_1) = \phi_n(\cdot; \sqrt{1/\gamma_1}x_1, \sigma_1^2)$, for a constant $\sigma_1 \geq 0$ [22, 23]. In either case one incurs a ‘truncation error’. In other models, (e.g. [19]) altering the final step is not necessary, but one still implicitly assumes that a Gaussian posterior $p_0(\cdot|y)$ and thus incorporates the same error.

Finite Time Error Note that for the forward process (6), by choosing a sufficiently rapidly decreasing sequence with $\lim_{t \rightarrow T} \gamma_t = 0$, one obtains $K_{T;0}(\cdot|x_0) \rightarrow \phi_n(\cdot)$, and sampling the final state, X_T , can be done easily. However, since one is going to reverse the process, one does not wish to have the difference between consecutive noise levels for the reverse process γ_{t-1}/γ_t be too large, as this makes sampling the states too difficult, see (10) and ‘Discretization Error’ below. As a consequence, $\gamma_t/\gamma_{t-1} > 0$ cannot be too small and so with a finite number of steps, one can only have $0 < \gamma_T = \prod_{t=1}^T \gamma_t/\gamma_{t-1}$. In this case, sampling X_T as standard Gaussian induces an error, which we call a ‘finite time’ approximation error, as this is the same error that is incurred when diffusion models are obtained as finite-time approximations of the stationary solution of an SDE in continuous time.

Model Error The parameters θ of the mapping s_θ are typically obtained by relying on the forward process (6) and a dataset of input/observation pairs $\{x_0^{(i)}, y^{(i)}\}_{i=1}^N$, where the observations $y^{(i)}$ are given or generated from $x_0^{(i)}$ according to (1). In this case, recalling (9), one can obtain θ as

$$\arg \min_{\theta} \frac{1}{N|\mathcal{T}|} \sum_{t \in \mathcal{T}} \sum_{i=1}^N \left\| s_\theta(x_t^{(i)}, t, y^{(i)}) + \Gamma_t^{-1}(x_t^{(i)} - \sqrt{\gamma_t}x_0^{(i)}) \right\|^2, \quad (11)$$

where \mathcal{T} is a uniformly sampled set, with repetition, from $\{0, 1, \dots, T\}$.

Here, when $\mathbb{M} = \mathbb{I}_n$, $x_t^{(i)}$ may be sampled given $x_0^{(i)}$ via the transition kernel $K_{t;0}(\cdot|x_0^{(i)})$ in (6), independently of the observation, y ; in particular $x_T^{(i)}$ given $x_0^{(i)}$ will be approximately standard Gaussian. Alternatively, when $\mathbb{M} = 0$, and following [14], one may instead sample $x_t^{(i)}$ using the reverse transition kernel $\mathfrak{K}_{t;0,T}(\cdot|x_0, x_T) = \phi_n(\cdot; \mu_{t;0,T}, \sigma_{t;0,T}^2 \mathbb{I}_n)^2$ and setting $x_T^{(i)} = y^{(i)}$. In this case, s_θ would not need to directly depend on the observation y , since for $t = T$ we have $x_T = y$ and for $t < T$ the states x_t depend on $x_T = y$.

In either case, the error incurred by using the approximate x_0 , as a function of s_θ , in place of the true x_0 shall be called the ‘model error’.

Discretization Error Since one samples via (10), it is possible to ‘skip’ steps and generate x_{t-2} directly from x_t reducing the NFEs by 1, or by $T/2$ if every other step is skipped. The reverse

²One has, c.f. (8),

$$\mu_{t;0,T}(x_0, x_T) = \sqrt{\frac{\gamma_T}{\gamma_t}} \frac{\Gamma_t}{\Gamma_T} (x_T - \sqrt{\gamma_T}x_0) + \sqrt{\gamma_t}x_0, \quad \sigma_{t;0,T}^2 = \frac{\Gamma_t}{\Gamma_T} \left(1 - \frac{\gamma_T}{\gamma_t} \right).$$

In the work [14], the authors use the so-called ‘variance-exploding’ parametrisation, but following [12, Appendix B], their formulation may be shown to be equivalent to the above with the standard conversion between the variance-exploding parametrisation and the variance-preserving parametrisation used in this work.

kernel $\mathfrak{X}_{t-2;t,0}(\cdot|x_t, x_0)$ is derived via the decomposition

$$\mathfrak{X}_{t-2;0,t}(x|x_0, x_t) = \int \mathfrak{X}_{t-1;0,t}(x_{t-1}|x_0, x_t) \mathfrak{X}_{t-2;0,t-1}(x|x_0, x_{t-1}) dx_{t-1},$$

which, using [3, p.93], yields $\mathfrak{X}_{t-2;0,t}(\cdot|x_t, x_0) = \phi_n(\cdot; \mu_{t-2;0,t}, \sigma_{t-2;0,t}^2)$ and an update of the same form as (8). In particular,

$$\sigma_{t-2;0,t}^2 = \sigma_{t-2;0,t-1}^2 + \frac{\gamma_{t-1}}{\gamma_{t-2}} \frac{\Gamma_{t-2}^2}{\Gamma_{t-1}^2} \sigma_{t-1;0,t}^2 = \frac{\Gamma_{t-2}}{\Gamma_t} \left(1 - \frac{\gamma_t}{\gamma_{t-2}} \right).$$

Similarly, for any integer $M > 1$,

$$\sigma_{t-M;0,t}^2 = \sigma_{t-M;0,t-M+1}^2 + \frac{\gamma_{t-M+1}}{\gamma_{t-M}} \frac{\Gamma_{t-M}^2}{\Gamma_{t-M+1}^2} \sigma_{t-M+1;0,t}^2 = \frac{\Gamma_{t-M}}{\Gamma_t} \left(1 - \frac{\gamma_t}{\gamma_{t-M}} \right), \quad (12)$$

where the last equality follows by induction. Sampling would be implemented iteratively via an update of the same form as (10), with a reduced number of steps,

$$x_{t-M} = \sqrt{\frac{\gamma_{t-M}}{\gamma_t}} x_t - \sqrt{\frac{\gamma_t}{\gamma_{t-M}}} \left(\Gamma_{t-M} - \frac{\gamma_{t-M}}{\gamma_t} \Gamma_t \right) s_\theta(x_t, t, y) + \sqrt{\frac{\Gamma_{t-M}}{\Gamma_t} \left(1 - \frac{\gamma_t}{\gamma_{t-M}} \right)} \xi_t, \quad (13)$$

where $\xi_t \sim \mathcal{N}(0, \mathbb{I}_n)$. While skipping steps reduces the overall NFEs and hence the overall cost of sampling, it also introduces the error which we call the discretization error; motivated again by the induced error when diffusion models are obtained via a time discretisation of an SDE in continuous time. To see the source of this error in our discrete setting, recall that we approximate the reverse transition kernel $\widehat{\mathfrak{X}}_{0;t}(\cdot, |x_t, y)$ in (7) by a point mass function at an estimate of x_0 , which leads to a Gaussian approximation of the reverse transition kernel, $\widehat{\mathfrak{X}}_{t-1}(x|x_t, y)$. Hence, we expect that when skipping steps, the reverse transition kernel $\widehat{\mathfrak{X}}_{t-M}(x|x_t, y)$ will be further away from a Gaussian compared to $\widehat{\mathfrak{X}}_{t-1}(x|x_t, y)$ [21].

For our purposes, the neural network approximating the score and the truncation parameter error are taken to be fixed; the effect of finite time error is negligible in practice compared to the other error sources [2]. Thus the most significant error, and the one we are concerned with in this work, is the discretisation error. We note that modifications to the noise or score function scaling in (10), such as DDIM [22], and concatenating together several steps as described above, have been used to accelerate sample generation (whilst still training on a finer, possibly continuous time mesh). As has been emphasised, this is because, while 10^3 steps produce accurate samples, generating them is too slow for most Bayesian computation applications. The power of the proposed MLMC-based acceleration is that it combines the rapidity of cheap samples with the precision of expensive ones when computing Monte Carlo averages.

2.3 Multilevel Monte Carlo

Conventional Monte Carlo averaging delivers estimates of (analytically intractable) expectations of some function f of a random variable X , with probability density $p(\cdot)$, via the sum

$$\mathbb{E}[f(X)] = \int f(x)p(x)dx \approx N^{-1} \sum_{i=1}^N f(x^{(i)}), \quad (14)$$

where $x^{(i)}$ are independent realisation of X and where the integral is over the domain of X . The variance of the estimate is then $N^{-1}\mathbb{V}[f(X)] = N^{-1}\mathbb{E}[\|f(X) - \mathbb{E}[f(X)]\|^2]$. As a consequence, obtaining an estimate with precision $\pm\varepsilon$ requires $N = \mathcal{O}(\varepsilon^{-2})$ samples, which may be prohibitive if sample generation is costly. This is precisely the case with DMs for Bayesian inversion in computational imaging, where one may require 10^3 NFEs per sample $x^{(i)}$ to obtain accurate inferences [24]. However, whilst accurate samples may require 10^3 NFEs or more, in many cases one can obtain meaningful inferences with as little as 50 NFEs (see, e.g., Fig. 2). MLMC [7] seeks to exploit this by appropriately combining samples with coarse resolution with samples with fine resolution, while maintaining the overall accuracy of the estimate, at a fraction of the cost. More concretely, consider approximations of X , denoted by $\{\widehat{X}_\ell\}_{\ell=0,1,\dots,L}$ ³, where the resolution and the cost of generating a sample of \widehat{X}_ℓ , e.g., the number of NFEs, increase with ℓ . For example, take that a sample of \widehat{X}_L requires 10^3 NFEs, while a sample of \widehat{X}_0 requires 50 NFEs, with intermediate values of ℓ requiring an increasing sequence of NFEs per sample.

We seek to approximate the expectation $\mathbb{E}[f(X)]$. One could do this in a similar fashion as in (14) only using samples $\widehat{x}_L^{(i)}$ of \widehat{X}_L for sufficiently large L . Alternatively, one may build an estimator, Y , for $\mathbb{E}[f(\widehat{X}_L)]$ using the identity

$$\begin{aligned} \mathbb{E}[f(\widehat{X}_L)] &= \mathbb{E}[f(\widehat{X}_0)] + \sum_{\ell=1}^L \mathbb{E}[f(\widehat{X}_\ell) - f(\widehat{X}_{\ell-1})] \\ &\approx N_0^{-1} \sum_{i=1}^{N_0} f(\widehat{x}_0^{(0,i)}) + \sum_{\ell=1}^L N_\ell^{-1} \sum_{i=1}^{N_\ell} [f(\widehat{x}_\ell^{(\ell,i)}) - f(\widehat{x}_{\ell-1}^{(\ell,i)})] \\ &\equiv Y_0 + \sum_{\ell=1}^L Y_\ell \equiv Y. \end{aligned} \tag{15}$$

Here, $\{\widehat{x}_\ell^{(\ell,i)}, \widehat{x}_{\ell-1}^{(\ell,i)}\}_{\ell,i}$ are correlated samples of $\{\widehat{X}_\ell, \widehat{X}_{\ell-1}\}$. This correlation is crucial so that the variance of the difference $f(\widehat{X}_\ell) - f(\widehat{X}_{\ell-1})$ gets smaller, hence requiring fewer samples, as ℓ increases and the cost of sampling this difference increases. Denoting the cost per sample and variance of $f(\widehat{X}_\ell) - f(\widehat{X}_{\ell-1})$ by C_ℓ and V_ℓ respectively, and C_0, V_0 the cost and variance of $f(\widehat{X}_0)$, the total cost is $C_{\text{MLMC}} = \sum_{\ell=0}^L N_\ell C_\ell$ and the total variance is $\mathbb{V}[Y] = \sum_{\ell=0}^L N_\ell^{-1} V_\ell$. Minimizing the total cost subject to $\mathbb{V}[Y] < \varepsilon^2/2$ yields the optimal number of samples

$$N_\ell \approx 2\varepsilon^{-2} \sqrt{V_\ell C_\ell^{-1}} \left(\sum_{\ell=0}^L \sqrt{V_\ell C_\ell} \right), \tag{16}$$

and the optimal total cost $C \approx \varepsilon^{-2} (\sum_{\ell=0}^L \sqrt{V_\ell C_\ell})^2$ [7]. Hence the total cost is proportional to

$$\begin{cases} \varepsilon^{-2} V_0 C_0 & \text{if } V_\ell C_\ell \text{ decreases sufficiently fast} \\ \varepsilon^{-2} L^2 & \text{if } V_\ell C_\ell \approx \text{constant} \\ \varepsilon^{-2} V_L C_L & \text{if } V_\ell C_\ell \text{ increases sufficiently fast.} \end{cases}$$

For example, compare the first case to the total cost of standard Monte Carlo sampling of $\mathbb{E}[f(\widehat{X}_L)]$ which is $\propto \varepsilon^{-2} \mathbb{V}[f(\widehat{X}_L)] C_L$. Since $C_0 \ll C_L$ and typically $V_0 \approx \mathbb{V}[f(\widehat{X}_L)]$ — as we do not expect a significant dependence of variance of the quantity on the approximation if the used random variables are appropriately scaled — the cost of MLMC is significantly smaller.

³We note the slight abuse of notation. In the previous section, $\{X_i\}_{i=0}^T$ denoted the states of the diffusion model, starting with $X_0 = X$. In the current section, $\{\widehat{X}_\ell\}_{\ell=0}^L$ denote approximations of X .

In sample generation using DMs, the sample cost and accuracy increases as the number of time steps, T , in (4) increases, which is equivalent to the NFEs. We set the number of time steps for \widehat{X}_ℓ to be $T_0 M^\ell$ for some integers $T_0, M > 1$, the cost for generating a sample of $f(\widehat{X}_\ell) - f(\widehat{X}_{\ell-1})$ at each level ℓ is then $C_\ell = C_0(M^\ell + M^{\ell-1}) = C_0(1 + M^{-1})M^\ell < 2C_0M^\ell$, for a constant C_0 . In practice, we additionally have, or assume, that $V_\ell \propto M^{-\beta\ell}$ and $\|\mathbb{E}[f(X) - f(\widehat{X}_\ell)]\| \propto M^{-\alpha\ell}$ for some $\alpha, \beta > 0$. Given that the MSE is

$$\text{MSE} = \mathbb{E}[\|Y - \mathbb{E}[f(X)]\|^2] = \mathbb{V}[Y] + \|\mathbb{E}[f(\widehat{X}_L) - f(X)]\|^2, \quad (17)$$

we impose $\|\mathbb{E}[f(\widehat{X}_L) - f(X)]\|^2 \leq \varepsilon^2/2$ yielding $L \approx \frac{-1}{\alpha} |\log_M(\varepsilon/2)|$, up to a constant. Substituting the value of L and the bounds of $\{C_\ell, V_\ell\}_{\ell=0}^L$ in the total costs, we arrive at [7]

$$C_{\text{MLMC}} \lesssim V_0 C_0 \varepsilon^{-2} \begin{cases} 1 & 1 < \beta, \\ |\log_M(\varepsilon)|^2 & 1 = \beta, \\ \varepsilon^{(\beta-1)/\alpha}, & 1 > \beta. \end{cases} \quad (18)$$

Hence, comparing the cost of classical Monte Carlo estimators of $\mathbb{E}[f(X)]$ for the same accuracy, which is of order $\varepsilon^{-2-1/\alpha}$, MLMC offers significant savings with the best case being when $\beta > 1$.

An algorithm for MLMC A heuristic algorithm which iteratively increments $\{N_\ell\}_{\ell=0}^L$ and L to reduce the bias and variance below a given tolerance is shown in Algorithm 1, see also [7]. The bias estimate may be taken as $\|\mathbb{E}[Y - f(\widehat{X}_L)]\| \approx \|Y_L\|/(M^\alpha - 1)$, see [7].

Remark 1 (Strategies for estimating the bias) *When estimating the bias, we typically utilise Y_{L-1} as well as Y_L , as N_ℓ decreases with ℓ , and hence the calculation of Y_L may use fewer samples and be less stable than the calculation of Y_{L-1} . For example, we may check that $\max(\|Y_{L-1}\|M^{-\alpha}, \|Y_L\|)/(M^\alpha - 1)$. Similarly, since one has access to α, β (via linear regression of V_ℓ and $\|Y_\ell\|$ or theoretical analysis), one may use the models $V_\ell \propto M^{-\beta\ell}$, $\|Y_\ell\| \propto M^{-\alpha\ell}$ to prevent underestimation of the variance and bias [7]. Finally, noting that the norm $\|Y_\ell\|$ is a biased estimator of $\|\mathbb{E}[f(\widehat{X}_\ell) - f(\widehat{X}_{\ell-1})]\|$, we have found that debiasing the estimator produces better results when the number of samples is small. We do this by iteratively scaling the biased estimate $\|Y_\ell\|$ by the factor $(1 + N_\ell^{-1}V_\ell/\|Y_\ell\|^2)^{1/2}$ and recomputing V_ℓ (which depends on Y_ℓ) until the estimate converges.*

Choice of starting ℓ The starting value ℓ_0 one uses can be determined via Eq. (3.6) in [8]

$$V_1 \leq \frac{\left(\sqrt{\mathbb{V}[f(\widehat{X}_1)]M} - \sqrt{\mathbb{V}[f(\widehat{X}_0)]}\right)^2}{(1 + M)}, \quad (19)$$

where one generates samples to estimate $V_1 = \mathbb{V}[f(\widehat{X}_1) - f(\widehat{X}_0)]$ and $\mathbb{V}[f(\widehat{X}_1)]$ with M^{ℓ_0+1} steps, and $\mathbb{V}[f(\widehat{X}_0)]$ with M^{ℓ_0} steps. To maximise the efficiency of MLMC one increases ℓ_0 until one fulfills (19).

2.4 Sample Generation with Diffusion Models for MLMC

Recall that in our setting, the samples in Algorithm 1 are generated via DMs. For MLMC to have better computational efficiency than Monte Carlo, the correlation at each level ℓ between the samples \widehat{X}_ℓ and $\widehat{X}_{\ell-1}$ should be maximised. To accomplish this, one uses the same realisation of the

Gaussian noise increments $(\xi_t)_{t=0}^T$ with two different discretisations to generate each sample [7]. In practice this is accomplished by summing the same set of Gaussian noise increments ξ_t for the fine and coarse paths via Algorithm 2. However, this summing must be done in a weighted manner since from (12) it is clear that the variance of the added noise for a coarse step (assuming it is equivalent to two fine steps) is a weighted sum of the variances for the two fine steps - thus one may generate the coarse noise $\eta_c^{(t)}$ via two fine noise samples $\eta_f^{(t)} = \sigma_{t-1;0,t}\xi_t$ using $\eta_c^{(t)} = \sqrt{\frac{\gamma_{t-1}\Gamma_{t-2}}{\gamma_{t-2}\Gamma_{t-1}}}\eta_f^{(t)} + \eta_f^{(t-1)}$. Then, from (12) in the general case of M fine steps to every coarse step, one updates $\eta_c^{(t)}$ according to Line 6 in Algorithm 2. $\eta_c^{(t)}$ is then maximally correlated with the fine path and has the correct scale. Hence, given a maximum number of steps $T = T_0M^L$ for the DDPM (4), one uses a coarsened version of (10) at level ℓ which takes $\Delta_\ell = M^{L-\ell}$ steps at each iteration according to the sampling kernel (13).

Algorithm 1 MLMC Algorithm

Input: $\ell_0, N^{(0)}$

- 1: $L \leftarrow \ell_0 + 2$
 - 2: Set target samples to $N^{(0)}$ for $\ell_0 \dots L$
 - 3: **while** extra samples required **do**
 - 4: Generate extra samples at each level
 - 5: Estimate $V_\ell, \|Y_\ell\|$ for $\ell = \ell_0 \dots L$
 - 6: Update required number of samples N_ℓ for $\ell = \ell_0 \dots L$ using (16)
 - 7: **if** bias larger than $\varepsilon/\sqrt{2}$ **then**
 - 8: $L \leftarrow L + 1$
 - 9: Estimate V_L and calculate N_L
 - 10: **end if**
 - 11: **end while**
-

Algorithm 2 Reverse fine and coarse states

Input: $\hat{x}_\ell, \hat{x}_{\ell-1}, t, M, \ell, L$

Assume the two states, \hat{x}_ℓ and $\hat{x}_{\ell-1}$, are at time t . Reverse \hat{x}_ℓ by M steps, each of size $M^{L-\ell}$, and reverse $\hat{x}_{\ell-1}$ by one step of size $M^{L-\ell+1}$.

- 1: $\eta_c \leftarrow 0$
 - 2: $\Delta_\ell \leftarrow M^{L-\ell}$
 - 3: **for** $i = 1, \dots, M$ **do**
 - 4: $\eta_f \sim \mathcal{N}(0, \sigma_{t-\Delta_\ell;0,t})$
 - 5: $\hat{x}_\ell \leftarrow \sqrt{\frac{\gamma_{t-\Delta_\ell}}{\gamma_t}}\hat{x}_\ell - \sqrt{\frac{\gamma_t}{\gamma_{t-\Delta_\ell}}} \left(\Gamma_{t-\Delta_\ell} - \frac{\gamma_{t-\Delta_\ell}}{\gamma_t}\Gamma_t \right) s_\theta(\hat{x}_\ell, t, y) + \eta_f$
 - 6: $\eta_c \leftarrow \sqrt{\frac{\gamma_t}{\gamma_{t-\Delta_\ell}}}\frac{\Gamma_{t-\Delta_\ell}}{\Gamma_t}\eta_c + \eta_f$
 - 7: $t \leftarrow t - \Delta_\ell$
 - 8: **end for**
 - 9: $\Delta_{\ell-1} \leftarrow M\Delta_\ell$
 - 10: $t \leftarrow t + \Delta_{\ell-1}$
 - 11: $\hat{x}_{\ell-1} \leftarrow \sqrt{\frac{\gamma_{t-\Delta_{\ell-1}}}{\gamma_t}}\hat{x}_{\ell-1} - \sqrt{\frac{\gamma_t}{\gamma_{t-\Delta_{\ell-1}}}} \left(\Gamma_{t-\Delta_{\ell-1}} - \frac{\gamma_{t-\Delta_{\ell-1}}}{\gamma_t}\Gamma_t \right) s_\theta(\hat{x}_{\ell-1}, t, y) + \eta_c$
 - 12: **return** $\hat{x}_\ell, \hat{x}_{\ell-1}$
-




Figure 1: Three imaging inverse problems: super-resolution (SR), denoising (DN), and inpainting (IP). For each we show, left to right: truth x ; observation y ; posterior sample from a DM.

3 Experiments

We now demonstrate the effectiveness of the proposed MLMC approach with three canonical inverse problems related to computational imaging: image denoising, image inpainting, and image super-resolution. We have chosen these specific problems because they allow us to demonstrate the MLMC approach with three markedly different DM-based posterior sampling strategies that are representative of the main strategies studied in the literature.

Throughout our experiments, we illustrate the computational efficiency of MLMC relative to the conventional MC approach by computing the marginal second moment of the image pixels to various degrees of precision. The quantity of interest is then simply $f(x) = x^2$ for $x \in \mathbb{R}^n$ and where the square of a vector is defined element-wise. The code required to reproduce our experiments is available from <https://github.com/lshaw8317/MLMCforDMs>.

We compare MLMC to MC via the ratio of the MSEs when approximating the second moment for the same cost, defined as total number of NFEs. In all experiments we select the refinement factor between levels as $M = 2$. Recall that the maximum level required, $L \approx -\log_M(\varepsilon)/\alpha$, is such that the bias be less than $\varepsilon/\sqrt{2}$. We therefore expect that, for a given ε , the efficiency gain of MLMC relative to MC to be greater the smaller α . To obtain estimates of the coefficients α and β we use estimates of $\|Y_\ell\|$ and V_ℓ , respectively. For our numerical study of MLMC, we use 10^3 samples at each level in the image super-resolution and inpainting experiments, 10^4 samples in the image denoising experiment, and obtain estimates of α and β by linear regression, and sample variance estimates, $\{V_\ell\}_\ell$. Using these estimates, we verify our MLMC methods by checking whether the desired accuracy is indeed obtained, via

$$\varepsilon_{\text{est}} = \sqrt{\|Y_L\|^2 / (M^\alpha - 1)^2 + \sum_{\ell=0}^L V_\ell / N_\ell}. \quad (20)$$

3.1 Experiment 1: Image super-resolution

We first demonstrate the effectiveness of our proposed approach in a Bayesian image super-resolution problem. In a manner akin to [19], we consider (2) in the noiseless setting, $\eta = 0$, and thus $y = \mathcal{A}x$, $\mathcal{A} \in \mathbb{R}^{m \times n}$. We focus on the $16 \times 16 \rightarrow 128 \times 128$ case, where y is an image of size 16×16 pixels obtained by down-sampling a high-resolution image x of size 128×128 pixels (see Fig. 1a). This is a challenging ill-posed inverse problem, as the dimension of y is dramatically smaller than the dimension of x , leading to significant posterior uncertainty. Fig. 1a depicts a sample from the posterior distribution $p(\cdot|y)$, as generated by the machine-learning-based SR3 model⁴ with 2048 steps [19].

⁴We use the implementation <https://github.com/Janspiry/Image-Super-Resolution-via-Iterative-Refinement> of SR3. Note we use the SR3 model, not the DDPM model, from the given codebase. This implementation modifies the noise scheduling that appears in the paper; all schemes agree in the limit $\frac{\gamma_t}{\gamma_{t-1}} \rightarrow 1$.




Figure 2: Sample images for the super-resolution problem at the coarse and fine levels. Since the coarse and fine path start from the same image and are driven by the same random noise path, the samples in each column are well correlated, leading to improved MLMC efficiency.

The SR3 model is a conditional DM obtained by training a network $s_\theta(x, t, y)$ specialised for image superresolution, with the loss function (11) and a dataset of paired high (x_0) and low (y) resolution images $\{x_0^{(i)}, y^{(i)}\}_{i=1}^N$. Note that in this case one has $\mathbb{M} = 0$ and so $p_T(x|y) = \phi_n(x; 0, \mathbb{I}_n)$ (see Item 1 in Section 2.2). Therefore, for sampling from the posterior $p(\cdot|y)$ one proceeds to generate samples via (10) with $x_T \sim \mathcal{N}(0, \mathbb{I}_n)$.

To illustrate the computational efficiency of MLMC relative to the conventional MC approach, we use MLMC to estimate the marginal second moment of each image pixel to various degrees of precision. Results are shown in Fig. 3a, where one sees that MLMC substantially outperforms MC (e.g., to obtain a precision of 0.0013, corresponding to 0.1% of the pixel dynamic range, it is $4\times$ more efficient to use MLMC rather than MC, where one uses $2^{10} = 512$ NFEs at the finest level). The variance in the upper left plot is especially large for small ℓ since the sampler starts from $\mathcal{N}(0, I)$; hence with a few steps, this noise is not removed and thus the variance over a set of samples is large. Correspondingly, correlation between the fine and coarse paths is null and so the variance of the difference $f(\widehat{X}_\ell) - f(\widehat{X}_{\ell-1})$ is essentially $\mathbb{V}[f(\widehat{X}_\ell)] + \mathbb{V}[f(\widehat{X}_{\ell-1})]$. As a consequence, the condition (19) is not satisfied for a number of steps less than 32. Turning to the upper-right plot, one has $\alpha = 0.7$. Fig. 2 shows example samples at various levels.

3.2 Experiment 2: Image denoising

We now study the Gaussian image denoising problem $y = x_0 + \sigma_y \eta$ with $\eta \sim \mathcal{N}(0, \mathbb{I}_n)$, resulting from (2) with $\mathcal{A} = \mathbb{I}_n$. We consider a high noise level $\sigma_y = 0.8$ (image pixels take values in the range $[-1, 1]$), so there is significant posterior uncertainty as a result. DM-based Bayesian methods for this problem leverage the fact that y is a noisy version of x_0 , so one may scale y such that the noise level corresponds to that of the solution at time T of the forward noising process (6) as detailed in [12, Appendix B]. We thus obtain

$$y^\dagger = \sqrt{\gamma_T} y = \sqrt{\gamma_T} x_0 + \sqrt{\gamma_T} \sigma_y \eta,$$

so $\gamma_T = (1 + \sigma_y^2)^{-1}$. To perform Bayesian computation, one may generate approximate samples from the posterior distribution $p(\cdot|y)$ via the reverse process (10) with $p_T(\cdot|y) = \delta_{y^\dagger}(\cdot)$ ⁵. In this case, the mapping s_θ is independent of y , since $\widehat{\mathcal{X}}_{t-1}(\cdot|x_t, y)$ is independent of y (y is always noisier than x_t for $t < T$). In our Bayesian imaging denoising experiment, s_θ is a neural network specialised for image denoising, trained on the CIFAR10 data by using a VPSDE formulation⁶. Fig. 1b presents

⁵The same noising process is applied by the forward kernel and the noise associated with the inverse problem, so that $y = x_T$. Note it also coincides with the choice $\eta = 1$ in eq. (7) in [12].

⁶We use the implementation https://github.com/yang-song/score_sde_pytorch. Note that [24] uses the SDE framework for DMs - the following presentation adapts the formulation used there to the discrete form.

an example of a clean CIFAR10 image and its noisy observation, y , with $\sigma_y = 0.8$, together with a posterior sample as generated by the DM of [24] with 2048 steps.

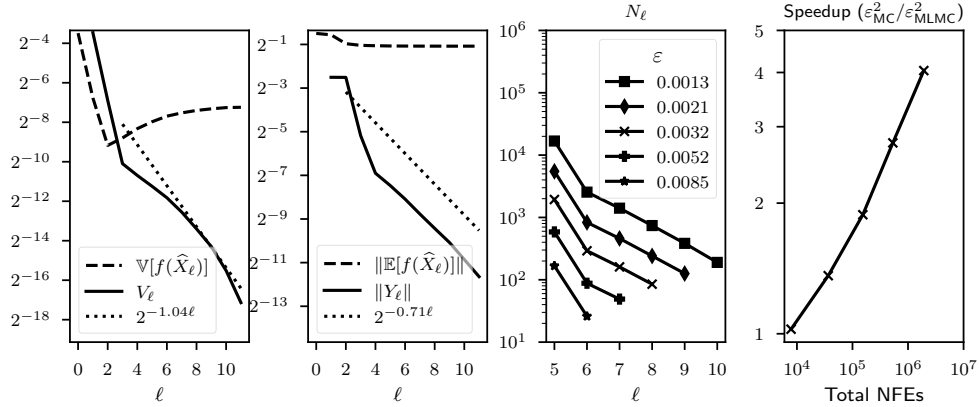
We now estimate the marginal second moment of each image pixel to various precisions via MLMC and MC (see Fig. 3b). MLMC substantially outperforms MC (e.g., to obtain a precision of 0.001, corresponding to 0.1% of the pixel dynamic range, it is roughly $7\times$ more efficient to use MLMC rather than MC). The variance plot in the upper left shows that the variance increases as ℓ increases, in contrast to the super-resolution problem where we observed a large variance for small ℓ . This stems from the fact that in this experiment the initial condition is fixed to the observation. In addition, the sampling scheme (10) does not add noise in the final step, hence the variance is low when ℓ is small.

3.3 Experiment 3: Image inpainting

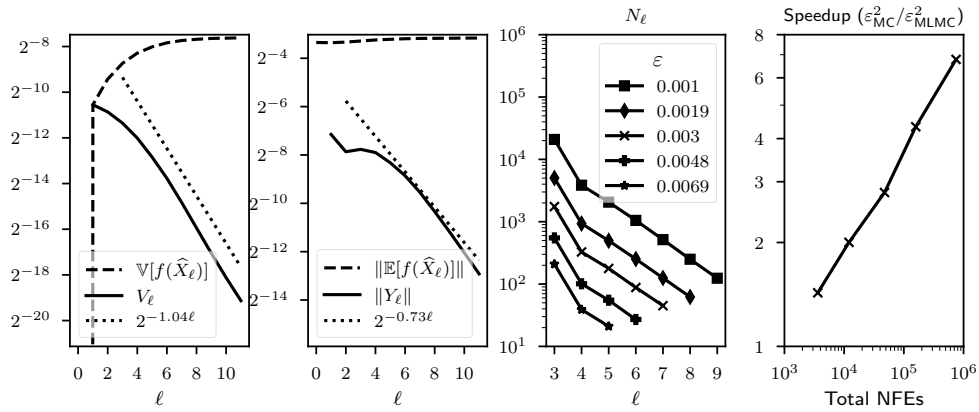
We now consider a Bayesian image inpainting experiment, where one seeks to perform inference on an unobserved region within the interior of an image. In this experiment $y = (\mathbb{I}_n - \mathbb{M})x$, a form of (2) with $\mathcal{A} = (\mathbb{I}_n - \mathbb{M})$ and $\eta = 0$. $\mathbb{M} \in \mathbb{R}^{n \times n}$ is a binary diagonal matrix with diagonal entries set to 1 or 0 to represent observed and unobserved image pixels respectively. In our experiments, we consider that the unobserved pixels sit in a region in the centre of the image, as illustrated in Fig. 1c. We tackle this problem by using the image-to-image Schrödinger bridge (I²SB) model of [14], where $p_T(\cdot|y) = \phi_n(\cdot; (\mathbb{I}_n - \mathbb{M})y, \mathbb{M})$ (see Items 2 and 3 in Section 2.2) and use the sampling scheme (10) with a mapping s_θ defined through a neural network. For the network, we use the implementation⁷ from [14] which was trained for inpainting with a center mask on the ImageNet 256×256 dataset via (11), with $x_t^{(i)} = \mu_{t;0,T}(x_0^{(i)}, y^{(i)})$ defined in (8) deterministically (rather than drawn from $\phi_n(\cdot; \mu_{t;0,T}, \sigma_{t;0,T}^2 \mathbb{I}_n)$). It is worth noting that, unlike the previous models which rely on stochastic mappings, I²SB adopts a deterministic push-forward approach that draws the unknown image pixels from a standard normal distribution that is iteratively pushed forward to the target posterior of interest by using (10) with the noise removed. This corresponds to the mean of the kernel $\mathfrak{X}_{t-1;0,t}(\cdot|x_0, x_t)$ with x_0 estimated (implicitly) via the function s_θ , so the only source of stochasticity comes from the starting $x_T \sim \mathcal{N}((\mathbb{I}_n - \mathbb{M})y, \mathbb{M})$. In the continuous limit, I²SB corresponds to the solution of an “optimal transport ODE” [14], and hence one still expects the discretisation error to decrease as more steps are added, as is vital for the validity of the MLMC method. Fig. 1c shows an example of an image x_0 and the corresponding partial observation y that we seek to inpaint, together with a posterior samples as generated by the considered I²SB model with 10^3 steps.

For this experiment, we again calculate the marginal second moment of each image pixel, but modify the norm used slightly, taking the Euclidean 2-norm of only the unobserved pixels in x_0 (since the other pixels will show no variation, being already determined in the observation y). Results are shown in Fig. 3c. Again, we observe that MLMC substantially outperforms MC (e.g., to obtain a precision of 0.0012, it is roughly $9\times$ more efficient to use MLMC rather than MC). Note that in this case $\beta > 1$, so the cost dependence is slightly better than the $\beta = 1$ case considered for the other two experiments, as to be expected from (18). The α, β for this experiment are also slightly larger than the other two experiments ((0.8, 1.4) versus (0.7, 1)). This is due to the fact that the I²SB model relies on a deterministic mapping, unlike the models considered previously which used stochastic mappings. Experiments not shown here confirm that switching from stochastic to deterministic sampling leads to increased α, β . Moreover, the lack of stochasticity, except in the initial condition, leads to small variance for small ℓ .

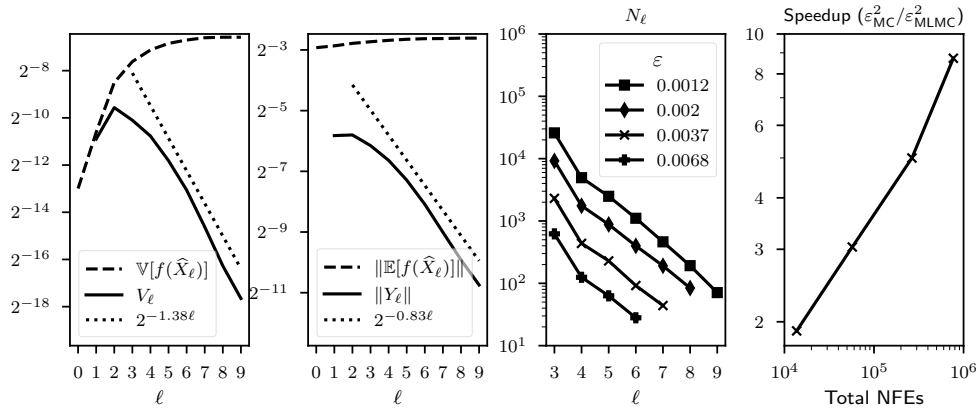
⁷<https://github.com/NVlabs/I2SB>



(a) Results for the superresolution (SR) experiment in Section 3.1



(b) Results for the denoising (DN) experiment in Section 3.2



(c) Results for the inpainting (IP) experiment in Section 3.3

Figure 3: For each experiment we show, from left-to-right, the empirical variance estimate of $\mathbb{V}[f(\hat{X}_\ell)]$ and $V_\ell = \mathbb{V}[f(\hat{X}_\ell) - f(\hat{X}_{\ell-1})]$, showing convergence of the latter as ℓ increases with rate β ; the empirical mean estimates of $\|\mathbb{E}[f(\hat{X}_\ell)]\|$ and $\|\mathbb{E}[f(\hat{X}_\ell) - f(\hat{X}_{\ell-1})]\|$, showing convergence of the latter as ℓ increases with rate α ; the number of required samples at each level to reach a particular error tolerance, showing that a smaller number of samples is required as ℓ increases; and finally the MSE comparison between Monte Carlo and MLMC as a function of the total number of NFEs, showing that for same computational effort, MLMC achieves a smaller MSE. For inpainting and denoising, we have $T_0 = M^{\ell_0} = 2^3$ steps; For super-resolution, $T_0 = M^{\ell_0} = 2^5$.

4 Conclusion

This paper constitutes a proof of principle of the application of MLMC to Bayesian computation via diffusion models. MLMC could also be applied, for example: to the ensemble averaging performed in [16] for weather prediction models; in combination with different discretisation levels of the images ($16 \times 16, 32 \times 32$ etc.) [9]; in combination with the aforementioned strategies for reducing the cost of diffusion models (e.g. pruning, distillation). Typically, the advantages of MLMC will be greater when the underlying variance and uncertainty of the problem is greater - if more NFEs are required, the advantage of MLMC over MC only grows. Therefore, MLMC could be especially beneficial for scientific applications that rely on large-scale foundational diffusion models, such as the new AURORA model of the atmosphere [4].

Funding M.P and K. Z: UK Research and Innovation (UKRI) Engineering and Physical Sciences Research Council (EPSRC) through grants BLOOM (EP/V006134/1) and LEXCI (EP/W007681/1). L. S: Ministerio de Ciencia e Innovación (Spain) through project PID2022-136585NB-C21, MCIN/AEI/10.13039/501100011033/FEDER, UE.

Supplement: Diffusion Models and SDEs

DMs as SDE samplers One may also formulate DMs as numerical solvers for (reversed) SDEs [24]. We present the following in a more general unconditional context, in which the target distribution is not necessarily a posterior, and is simply denoted $p(\cdot)$. The SDE in \mathbb{R}^n (where $-A_t, B_t : [0, T] \mapsto \mathbb{R}_+$) where W_t is a vector in \mathbb{R}^n of d independent Brownian motions $\{W_t^{(i)}\}_{i=1}^n$,

$$dX_t = A_t X_t dt + B_t dW_t, \quad X_0 = x_0, \quad (21)$$

has solutions conditioned on x_0 $X_t = e^{\int_0^t A_s ds} \left(x_0 + \int_0^t e^{-\int_0^s A_u du} B_s dW_s \right)$, which are consequently distributed according to a Gaussian density $K_{t;0}(\cdot|x_0) = \phi_n(\cdot; \mu_t(x_0), \Gamma_t \mathbb{I}_n)$. Indeed, in general one has

$$K_{t;s}(\cdot|x_s) = \phi_n \left(\cdot; e^{\int_s^t A_u du} x_s, \left(\Gamma_t - e^{2 \int_s^t A_u du} \Gamma_s \right) \mathbb{I}_n \right). \quad (22)$$

Denoting the distribution of solutions to the SDE at time t as $p_t(\cdot)$, one may choose A, B such that $\lim_{t \rightarrow \infty} K_{t;0}(\cdot|x_0) = \phi_n(\cdot; 0, \Gamma_t \mathbb{I}_n)$ [24]. Hence, with x_0 distributed according to the target $p(\cdot)$,

$$\lim_{t \rightarrow \infty} p_t(X) \propto \int_{x_0} \lim_{t \rightarrow \infty} \exp \left[-\Gamma_t^{-1} (X - \mu_t(x_0))^2 \right] p(x_0) dx_0 = \exp \left[-\Gamma_t^{-1} X^2 \right] \int_{x_0} p(x_0) dx_0 = \phi_n(X; 0, \Gamma_t \mathbb{I}_n).$$

And so by taking T sufficiently large it is possible to reduce the error associated with the approximation $\phi_n(\cdot; 0, \Gamma_t \mathbb{I}_n) \approx p_T(\cdot)$. The equation (21) has an associated reverse SDE (with $\tau = T - t$) [1]

$$dX_\tau^r = \left[-A_{T-\tau} X_\tau^r + B_{T-\tau}^2 \nabla \log(p_{T-\tau}(X_\tau^r)) \right] d\tau + B_{T-\tau} dW_\tau, \quad (23)$$

whose solutions at $\tau = T$, if X_0^r has probability density $p_T(\cdot)$, one can show, will give X_T^r distributed according to $p(\cdot)$. Thus, in practice, by taking A, B such that X_0^r is drawn according to the density $\phi_n(\cdot) \approx p_T(\cdot)$ for fixed $T = 1$ (finite time error), training a function $s_\theta(x, t) \approx \nabla \log p_t(x)$ (model error), discretising (discretisation error) and numerically solving the reverse SDE up to a time δ

close to 0 (truncation error), one may generate approximate samples from the distribution $p(x_0)$ with the same four sources of error, and the same measure of cost (the number of s_θ evaluations) as for the discrete case.

The so-called ‘score’ $\nabla \log(p_{T-\tau}(\cdot))$, which encodes information about $p(\cdot)$, is not analytically available, and so must be approximated (parametrically) by a function $s_\theta(x, t)$. Such a function is easily trainable via a dataset of samples $\{x_0^{(i)}\}_{i=1}^N$ owing to the law of iterated expectation (with $\mathcal{T} = \{t^{(j)}\}_{k=1}^K$ a random index set of times $t^{(j)} \sim \mathcal{U}_{[0, T]}$)

$$\mathbb{E}_{x,t}[\|s_\theta(x, t) - \nabla \log p_t(x)\|^2] = \frac{1}{N|\mathcal{T}|} \approx \sum_{t \in \mathcal{T}} \sum_{i=1}^N \|s_\theta(x_t^{(i)}, t) + \Gamma_t^{-1}(x_t^{(i)} - \mu_t(x_0^{(i)}))\|^2$$

since $\nabla \log K_{t;0}(x|x_0) = -\Gamma_t^{-1}(x - \mu_t(x_0))$ and $x_t^{(i)}$ has density $\phi_n(\cdot; \mu_t(x_0^{(i)}), \Gamma_t \mathbb{I}_n)$.

The resulting approximate reverse SDE must then be solved numerically, for example via the Euler-Maruyama scheme

$$X_{\tau_{n+1}}^r = X_{\tau_n}^r + h \left[-A_{T-\tau_n} X_{\tau_n}^r + B_{T-\tau_n}^2 s_\theta(X_{\tau_n}^r, T - \tau_n) \right] + \sqrt{h} B_{T-\tau_n} \xi, \quad \xi \sim \mathcal{N}(0, 1), \quad (24)$$

introducing a third source of approximation error (numerical bias) proportional to the timestep discretisation $h = |\tau_{n+1} - \tau_n|$. Note however that one has a great deal of latitude in the choice of the numerical scheme used to solve (23), as discussed below. Typically $p(\cdot)$ will not be sufficiently well-behaved (e.g. it will be supported on a manifold of dimension $< n$) and so one solves up to $\tau = T - \delta$ (‘truncation’) to avoid numerical issues.

Choice of Integrator In the case of DMs explicitly based on SDEs, one has greater latitude in the choice of the update step (10), which may be seen as a step of a numerical integrator [24]. One possibility is the Euler-Maruyama integrator (24) - however this has poor stability properties, which manifest in an inability to generate realistic samples for large step sizes (small number of steps) (see Fig. 4). This is a problem for MLMC since one sees greater benefits from the multilevel nature of the technique, at a wider range of precisions, the more levels one can use.

However, discrete-time DMs of the type in (4) are sometimes able to generate useful samples for ~ 20 timesteps, and it has been shown that such models amount to exponential-type integrators combined with a reparametrised expression for the score function s_θ [26]. We summarise the derivation in the succeeding.

In [26], one begins from the expression $\nabla \log K_{s;0}(x_s|x_0)$ (since $\mu_s(x_0) = e^{\int_0^s A_u du} x_0$ is linear)

$$\nabla \log K_{s;0}(x_s|x_0) = -\Gamma_s^{-1}(x_s - \mu_s x_0),$$

which may be rearranged to give $x_0 = \mu_s^{-1}(x_s + \Gamma_s \nabla \log K_{s;0}(x_s|x_0))$ and thus it holds for any two times t, s that

$$\nabla \log K_{t;0}(x_t|x_0) = -\Gamma_t^{-1} \left[x_t - e^{\int_s^t A_u du} (x_s + \Gamma_s \nabla \log K_{s;0}(x_s|x_0)) \right].$$

Then one may modify the RSDE (23) by replacing $\nabla \log p_t(x) \approx \nabla \log K_{t;0}(x|x_0)$ and using the expression above. Denoting $A(T - \tau) = A_\tau^r$ etc. one has

$$\begin{aligned} dX_\tau^r &= \left[-A_\tau^r X_\tau^r - \frac{(B_\tau^r)^2}{\Gamma_\tau^r} \left[X_\tau^r - e^{-\int_{\tau_s}^\tau A_u^r du} (X_{\tau_s}^r + \Gamma_{\tau_s}^r \nabla \log p_{\tau_s}^r(X_{\tau_s}^r)) \right] \right] d\tau + B_\tau^r dW_\tau \\ &= \left[- \left(A_\tau^r + \frac{(B_\tau^r)^2}{\Gamma_\tau^r} \right) X_\tau^r + \frac{(B_\tau^r)^2}{\Gamma_\tau^r} e^{-\int_{\tau_s}^\tau A_u^r du} (X_{\tau_s}^r + \Gamma_{\tau_s}^r \nabla \log p_{\tau_s}^r(X_{\tau_s}^r)) \right] d\tau + B_\tau^r dW_\tau, \end{aligned}$$




Figure 4: Above: Conditional denoised samples generated for Experiment 2 [24] using the EM scheme (24) show instability for less than $\approx 2^5 = 32$ steps. Samples generated with fewer steps are unusable for the MLMC technique, since their variance does not fulfill the condition (19). Below: Using the same network s_θ and SDE, but applying the DDIM1 numerical scheme (25) one is able to generate usable samples for MLMC with $2^2 = 4$ steps, which enables one to extract greater benefit from its usage.

where we must change the direction of integration⁸. This has exact solution between $[\tau_s = T-s, \tau_t = T-t]$ (replacing⁹ $\nabla \log p_{\tau_s}^r(X_{\tau_s}^r) \equiv f_{\tau_s}(X_{\tau_s}^r)$)

$$\begin{aligned}
X_{\tau_t}^r &= e^{-\int_{\tau_s}^{\tau_t} A_r + \frac{(B_r^r)^2}{\Gamma_r^r} d\tau} \left[X_{\tau_s}^r + \int_{\tau_s}^{\tau_t} \frac{(B_r^r)^2}{\Gamma_r^r} e^{\int_{\tau_s}^{\tau} \frac{(B_r^r)^2}{\Gamma_r^r} du} d\tau (X_{\tau_s}^r + \Gamma_{\tau_s}^r f_{\tau_s}(X_{\tau_s}^r)) + \int_{\tau_s}^{\tau_t} B_r^r e^{\int_{\tau_s}^{\tau} A_r + \frac{(B_r^r)^2}{\Gamma_r^r} du} dW_\tau \right] \\
&= e^{-\int_{\tau_s}^{\tau_t} A_r d\tau} \left[X_{\tau_s}^r + (1 - e^{-\int_{\tau_s}^{\tau_t} \frac{(B_r^r)^2}{\Gamma_r^r} d\tau}) \Gamma_{\tau_s}^r f_{\tau_s}(X_{\tau_s}^r) \right] + \int_{\tau_s}^{\tau_t} B_r^r e^{-\int_{\tau}^{\tau_t} A_r + \frac{(B_r^r)^2}{\Gamma_r^r} du} dW_\tau \\
&= e^{-\int_{\tau_s}^{\tau_t} A_r d\tau} X_{\tau_s}^r + \left(e^{-\int_{\tau_s}^{\tau_t} A_r d\tau} \Gamma_{\tau_s}^r - \Gamma_{\tau_t}^r e^{\int_{\tau_s}^{\tau_t} A_r d\tau} \right) f_{\tau_s}(X_{\tau_s}^r) + \sqrt{\Gamma_{\tau_t}^r} \int_{\tau_s}^{\tau_t} \frac{B_r^r}{\sqrt{\Gamma_\tau^r}} e^{-\int_{\tau}^{\tau_t} \frac{(B_r^r)^2}{2\Gamma_u^r} du} dW_\tau.
\end{aligned}$$

This is then simulated numerically via the following scheme, called DDIM1 (with $s > t$)

$$X_{\tau_t}^r = e^{-\int_t^s A_u du} X_{\tau_s}^r + \left(e^{-\int_t^s A_u du} \Gamma_s - \Gamma_t e^{\int_t^s A_u du} \right) s_\theta(X_{\tau_s}^r, s) + \sqrt{\Gamma_t \left(1 - \Gamma_t \Gamma_s^{-1} e^{2\int_t^s A_u du} \right)} \xi, \quad \xi \sim \mathcal{N}(0, 1), \quad (25)$$

which is clearly equivalent to the discrete process (10). To adapt the sampling to Algorithm 2, one

⁸Since $\int_{T-\tau_s}^{T-\tau} A_u du = -\int_{\tau_s}^{\tau} A_{T-v} dv = -\int_{\tau_s}^{\tau} A_v^r dv$.

⁹And using that $d/dt \Gamma_t = B_t^2 + 2A_t \Gamma_t$ so that $d/d\tau \Gamma_\tau^r = -(B_\tau^r)^2 - 2A_\tau^r \Gamma_\tau^r$.

needs to find the analogue of (12). One notes that

$$\begin{aligned}
\sqrt{\Gamma_{\tau_t}^r} \int_{\tau_s}^{\tau_t} \frac{B_{\tau}^r}{\sqrt{\Gamma_{\tau}^r}} e^{-\int_{\tau}^{\tau_t} \frac{(B_u^r)^2}{2\Gamma_u^r} du} dW_{\tau} &= \sqrt{\Gamma_{\tau_t}^r} \left[\int_{\tau_s}^{\tau_{t'}} \frac{B_{\tau}^r}{\sqrt{\Gamma_{\tau}^r}} e^{-\int_{\tau}^{\tau_t} \frac{(B_u^r)^2}{2\Gamma_u^r} du} dW_{\tau} + \int_{\tau_{t'}}^{\tau_t} \frac{B_{\tau}^r}{\sqrt{\Gamma_{\tau}^r}} e^{-\int_{\tau}^{\tau_t} \frac{(B_u^r)^2}{2\Gamma_u^r} du} dW_{\tau} \right] \\
&= \sqrt{\Gamma_{\tau_t}^r} \left[e^{-\int_{\tau_{t'}}^{\tau_t} \frac{(B_u^r)^2}{2\Gamma_u^r} du} \int_{\tau_s}^{\tau_{t'}} \frac{B_{\tau}^r}{\sqrt{\Gamma_{\tau}^r}} e^{-\int_{\tau}^{\tau_{t'}} \frac{(B_u^r)^2}{2\Gamma_u^r} du} dW_{\tau} + \int_{\tau_{t'}}^{\tau_t} \frac{B_{\tau}^r}{\sqrt{\Gamma_{\tau}^r}} e^{-\int_{\tau}^{\tau_t} \frac{(B_u^r)^2}{2\Gamma_u^r} du} dW_{\tau} \right] \\
&= \sqrt{\Gamma_{\tau_t}^r} \left[e^{-\int_{\tau_{t'}}^{\tau_t} \frac{(B_u^r)^2}{2\Gamma_u^r} du} \frac{\eta_{\tau_s, \tau_{t'}}}{\sqrt{\Gamma_{\tau_{t'}}^r}} + \frac{\eta_{\tau_{t'}, \tau_t}}{\sqrt{\Gamma_{\tau_t}^r}} \right],
\end{aligned} \tag{26}$$

where

$$\eta_{\tau_s, \tau_t} = \sqrt{\Gamma_{\tau_t}^r} \int_{\tau_s}^{\tau_t} \frac{B_{\tau}^r}{\sqrt{\Gamma_{\tau}^r}} e^{-\int_{\tau}^{\tau_t} \frac{(B_u^r)^2}{2\Gamma_u^r} du} dW_{\tau}$$

is the noise added in a step from $\tau_s \rightarrow \tau_t$. Thus given two fine increments $\eta_{\tau_s, \tau_{s-1}}, \eta_{\tau_{s-1}, \tau_{s-2}}$, one may generate the coarse increment $\eta_{\tau_s, \tau_{s-2}}$ via

$$\eta_{\tau_s, \tau_{s-2}} = \sqrt{\Gamma_{\tau_{s-2}}^r} \left[e^{-\int_{\tau_{s-1}}^{\tau_{s-2}} \frac{(B_u^r)^2}{2\Gamma_u^r} du} \frac{\eta_{\tau_s, \tau_{s-1}}}{\sqrt{\Gamma_{\tau_{s-1}}^r}} + \frac{\eta_{\tau_{s-1}, \tau_{s-2}}}{\sqrt{\Gamma_{\tau_{s-2}}^r}} \right] = \text{scalar}(s) \eta_{\tau_s, \tau_{s-1}} + \eta_{\tau_{s-1}, \tau_{s-2}}. \tag{27}$$

It can be seen that an iterative update of the form (12) is also suitable to sum the fine increments for general M .

References

- [1] Brian DO Anderson. Reverse-time diffusion equation models. *Stochastic Processes and their Applications*, 12(3):313–326, 1982.
- [2] Joe Benton, Valentin De Bortoli, Arnaud Doucet, and George Deligiannidis. Nearly d -linear convergence bounds for diffusion models via stochastic localization. In *International Conference on Learning Representations*, 2024.
- [3] Christopher M. Bishop. *Pattern Recognition and Machine Learning*. Springer, 2006.
- [4] Cristian Bodnar, Wessel Bruinsma, Ana Lucic, Megan Stanley, Johannes Brandstetter, Patrick Garvan, Maik Riechert, Jonathan Weyn, Haiyu Dong, Anna Vaughan, Jayesh Gupta, Kit Thambiratnam, Alex Archibald, Elizabeth Heider, Max Welling, Richard Turner, and Paris Perdikaris. Aurora: A foundation model of the atmosphere. Technical Report MSR-TR-2024-16, Microsoft Research AI for Science, May 2024.
- [5] Hyungjin Chung, Jeongsol Kim, Michael T Mccann, Marc L Klasky, and Jong Chul Ye. Diffusion posterior sampling for general noisy inverse problems. In *International Conference on Learning Representations*, 2023.
- [6] Michael B. Giles. Multilevel Monte Carlo path simulation. *Operations Research*, 56(3):607–617, 2008.
- [7] Michael B. Giles. Multilevel Monte Carlo methods. *Acta Numerica*, 24:259–328, 2015.

- [8] Michael B. Giles and Abdul-Lateef Haji-Ali. Multilevel nested simulation for efficient risk estimation. *SIAM/ASA Journal on Uncertainty Quantification*, 7(2):497–525, 2019.
- [9] Paul Hagemann, Sophie Mildenerger, Lars Ruthotto, Gabriele Steidl, and Nicole Tianjiao Yang. Multilevel diffusion: Infinite dimensional score-based diffusion models for image generation. *arXiv preprint arXiv:2303.04772*, 2023.
- [10] Jonathan Ho, Ajay Jain, and Pieter Abbeel. Denoising diffusion probabilistic models. In *Advances in Neural Information Processing Systems*, pages 6840–6851, 2020.
- [11] Jari Kaipio and Erkki Somersalo. *Statistical and Computational Inverse Problems*. Springer, New York, NY, 2006.
- [12] Bahjat Kawar, Michael Elad, Stefano Ermon, and Jiaming Song. Denoising diffusion restoration models. In *Advances in Neural Information Processing Systems*, pages 23593–23606, 2022.
- [13] Xiuyu Li, Yijiang Liu, Long Lian, Huanrui Yang, Zhen Dong, Daniel Kang, Shanghang Zhang, and Kurt Keutzer. Q-diffusion: Quantizing diffusion models. In *Proceedings of the IEEE/CVF International Conference on Computer Vision*, pages 17535–17545, 2023.
- [14] Guan-Horng Liu, Arash Vahdat, De-An Huang, Evangelos A Theodorou, Weili Nie, and Anima Anandkumar. I²SB: Image-to-image Schrödinger bridge. In *Proceedings of the 40th International Conference on Machine Learning*. JMLR.org, 2023.
- [15] Subhadip Mukherjee, Andreas Hauptmann, Ozan Öktem, Marcelo Pereyra, and Carola-Bibiane Schönlieb. Learned reconstruction methods with convergence guarantees: A survey of concepts and applications. *IEEE Signal Processing Magazine*, 40(1):164–182, 2023.
- [16] Ilan Price, Alvaro Sanchez-Gonzalez, Ferran Alet, Timo Ewalds, Andrew El-Kadi, Jacklynn Stott, Shakir Mohamed, Peter Battaglia, Remi Lam, and Matthew Willson. GenCast: Diffusion-based ensemble forecasting for medium-range weather. *arXiv preprint arXiv:2312.15796*, 2023.
- [17] Christian P. Robert. *The Bayesian Choice: From Decision-Theoretic Foundations to Computational Implementation*. Springer, New York, NY, 2007.
- [18] Chitwan Saharia, William Chan, Huiwen Chang, Chris Lee, Jonathan Ho, Tim Salimans, David Fleet, and Mohammad Norouzi. Palette: Image-to-image diffusion models. In *ACM SIGGRAPH 2022 Conference Proceedings*, New York, NY, USA, 2022. Association for Computing Machinery.
- [19] Chitwan Saharia, Jonathan Ho, William Chan, Tim Salimans, David J Fleet, and Mohammad Norouzi. Image super-resolution via iterative refinement. *IEEE Transactions on Pattern Analysis and Machine Intelligence*, 45(4):4713–4726, 2022.
- [20] Tim Salimans and Jonathan Ho. Progressive distillation for fast sampling of diffusion models. In *International Conference on Learning Representations*, 2022.
- [21] Jascha Sohl-Dickstein, Eric Weiss, Niru Maheswaranathan, and Surya Ganguli. Deep unsupervised learning using nonequilibrium thermodynamics. In *International Conference on Machine Learning*, pages 2256–2265. PMLR, 2015.

- [22] Jiaming Song, Chenlin Meng, and Stefano Ermon. Denoising diffusion implicit models. In *International Conference on Learning Representations*, 2021.
- [23] Yang Song and Stefano Ermon. Generative modeling by estimating gradients of the data distribution. In *Advances in Neural Information Processing Systems*, 2019.
- [24] Yang Song, Jascha Sohl-Dickstein, Diederik P Kingma, Abhishek Kumar, Stefano Ermon, and Ben Poole. Score-based generative modeling through stochastic differential equations. In *International Conference on Learning Representations*, 2021.
- [25] Sunil Vadera and Salem Ameen. Methods for pruning deep neural networks. *IEEE Access*, 10:63280–63300, 2022.
- [26] Qinsheng Zhang, Molei Tao, and Yongxin Chen. gDDIM: Generalized denoising diffusion implicit models. In *International Conference on Learning Representations*, 2023.