

Testing stimulated emission photon directions

Jarek Duda

Jagiellonian University, Krakow, Poland, jaroslaw.duda@uj.edu.pl

Abstract—While naively laser only causes excitation of external target, for example STED microscopy or backward ASE in optical amplifiers, demonstrate it can also cause its deexcitation, however, under uncommon condition of being prepared as excited. These two causalities are governed by absorption-stimulated emission pair of equations, and swap places in perspective of CPT symmetry, however, it means photon direction of stimulated emission should be opposite to usually assumed. This article discusses various arguments and proposes simple direct tests to experimentally verify existence of such backward photon trajectories, complementing consequent forward textbook trajectories. There are already indirect experimental arguments, like backward ASE, lack of Rabi cycle for free electron laser, or recent "negative time evidence" experiment in the news. Depending on the result: it should lead to new applications like 2WQC more symmetric quantum computers, or macroscopic violation of CPT symmetry, so far probably tested only in microscopic settings. Also proposed forward/backward/bidirectional photon sources are discussed.

Keywords: lasers, photonics, STED microscopy, backward ASE, CPT symmetry, ring laser, synchrotron radiation, 2WQC

I. INTRODUCTION

CPT symmetry (of charge conjugation (C) + parity transformation (P) + time reversal (T)) is shown [2] to be necessary for local Lorentz invariant quantum field theories, hence is generally believed to be satisfied by our nature. It has dozens of successful experimental confirmations [3], however, it seems all tests so far were microscopic - come from observations of single particles. Conscious macroscopic test was not found in literature, important especially due to T time symmetry which might lead to new applications - some are proposed and discussed here. For

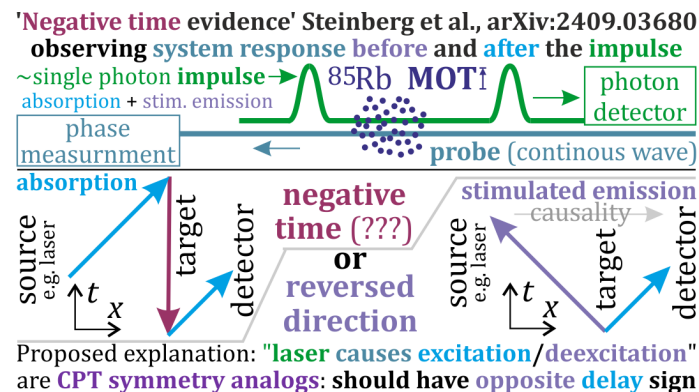


Figure 1. **Top:** recent widely commented experiment by Steinberg group [1] has observed medium response (measured phase of ^{85}Rb) before and after the applied impulse, proposing "photon can spend a negative amount of time in an atom cloud" type of explanation, which does not seem physical. In contrast, as discussed here, this might be a result of just **stimulated emission**, required as some of the atoms were excited by magneto-optical trap (MOT) lasers, and if being CPT analog of absorption, should have opposite delay sign.

example through system response before impulse, like recently experimentally observed by Steinberg group in the news [1]¹.

As in Fig. 2, applying CPT symmetry to "laser causes target excitation" scenario, it becomes "CPT(laser) causes CPT(target) deexcitation", replacing absorption equation with stimulated emission, having photons traveling from CPT(target) to CPT(laser), also reversing time delay, what might explain observations of negative time delays, also e.g. [5], finally being a consequence of large number of single emissions/absorptions.

¹www.scientificamerican.com/article/evidence-of-negative-time-found-...

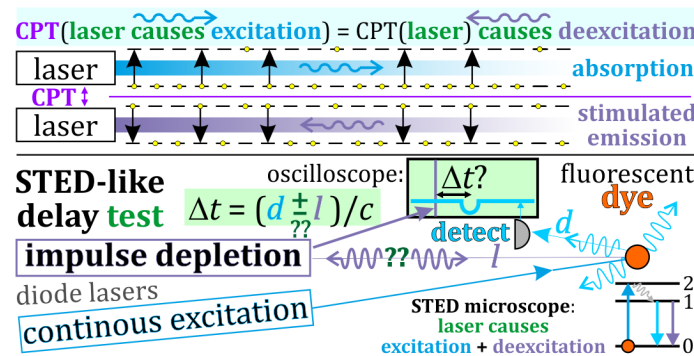


Figure 2. **Top:** CPT symmetry says that if there exists "laser causes excitation" scenario, also "laser causes deexcitation" should exist. Being CPT symmetry analogs, they should have opposite photon direction and delay sign - we would like to verify it experimentally and apply it if successful. For example in STED microscopy diode lasers cause both. **Bottom:** proposed STED-like test of this photon direction(s): continuous laser excites fluorescent dye being approximately 3-level medium, and impulse laser causes its deexcitation through stimulated emission - its photon direction can be found from $\Delta t = (d \pm l)/c$ delay between laser impulse and observed reduced intensity by fast photodetector focused on dye spontaneous emission. Textbooks assumption would mean '+' sign here, while CPT symmetry requires '-' sign instead, hence this is also macroscopic test of CPT symmetry, complementing dozens of earlier microscopic tests [3].

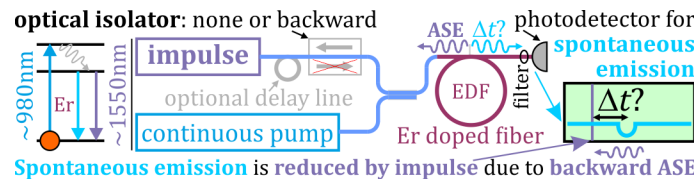


Figure 3. In commercially available e.g. erbium-doped optical fiber amplifiers (EDFA or alternatives) [4] there is observed strong backward ASE (amplified spontaneous emission also called superluminescence) - increased emission from pumped doped fiber toward laser, exactly as in the sought CPT analog of "laser causes excitation" effect. Analogously to STED-like test, we can verify (and apply if successful) this photon direction by measuring delay between the impulse and reduced population of excited atoms of external target, e.g. by monitoring its spontaneous emission. For this purpose, the shown standard forward optical isolator should be removed, or better rotated to backward position. As erbium has very long millisecond-scale lifetimes (should be shortened for practical applications), there might be required cascade photodiode.

We would like to verify existence of such CPT analog of "laser causes excitation" scenario with backward photon trajectory, for example in STED-like setting as in Fig. 2. Well known backward ASE in common optical amplifiers, as in Fig. 3, seems exactly the sought scenario, also providing practical realization of such test, and maybe also discussed further potential applications thanks to wide commercial availability of optical fiber hardware.

In contrast, as in Fig. 4, standard textbook view on stimulated emission is energy being kind of knocked forward by incoming photon - with the opposite direction for the emitted photon. There are lots of experimental evidence for existence of such process. While it seems in disagreement with CPT symmetry, bottom of Fig. 4 shows it can be viewed as a consequence of the sought: CPT analog of "laser causes excitation" scenario.

As there are at least these two possibilities for stimulated emission photon directions, the final judge should be experiment. Related tests were earlier proposed using free electron laser [6] (earlier 2009 post), or ring laser [7]. However, they turned out too difficult to organize. This article simplifies test setting to STED-like, and later to optical amplifier - determining photon direction through delay. Hence it should be organized soon - to update this article, and depending on the outcome: leading to further discussed novel applications, or indicating macroscopic violation of CPT symmetry.

Absorption/stimulated emission equations are switched in CPT perspective, and e.g. diode laser in STED microscope acts with both on external target (bidirectional beam), also Rabi cycle requires both. There is a natural question if we can separate them - there will be shown arguments that e.g. optical isolator or synchrotron radiation allows to split them - into forward/backward unidirectional beam as in Fig. 4.

Multiple updates of this article were mainly motivated by finding additional indirect experimental evidence in the literature (e.g. for Fig. 1, 3, 5), transparency with textbook view as consequent, convenient optical amplifier realization, and adding multiple potential applications. Also, QInter of our 2WQC group (<https://www.qaif.org/2wqc>): Vysakh Saji has recently performed the proposed experiment, obtaining unofficial result as $\Delta t \approx 0.0082$ ns for $l \approx d$ setting, this way confirming validity of CPT symmetry in macroscopic scale, to be updated with official results.

II. STED MICROSCOPY BASED TESTS

Stimulated emission depletion (STED) microscopy [10] improves resolution by reducing size of excited dot with donought-like depletion beam from second laser as in Fig. 6. It uses fluorescent dye being approximately 3 level medium: excited with one laser from 0 to 2, then fast relaxation to 1, then deexcitation from 1 to 0 with slightly longer wavelength - usually through just spontaneous emission observed by microscope lens.

In STED we additionally speedup this deexcitation through stimulated emission by second: depletion laser of frequency for $1 \rightarrow 0$ transition - actively reducing the number of photons from doughnut-shaped region. This way the final excited dot is smaller, increasing microscope resolution for lens focused on stimulated emission of the dye.

While spontaneous emission photons should have a random

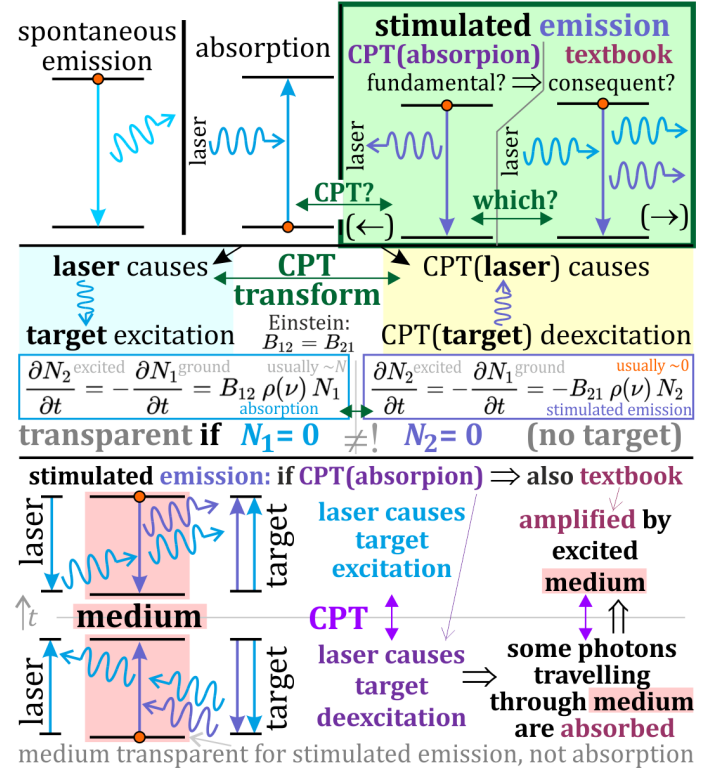


Figure 4. **Top:** "excited atom \rightleftharpoons deexcited + photon" scenarios: spontaneous emission in random direction, direction dependent: absorption and **stimulated emission in focus:** in textbook (\rightarrow) forward view incoming photon kind of knocks out energy, while CPT symmetry suggests backward: laser (\leftarrow) target instead. The latter allows to conclude the former, hence the question to verify is existence of CPT(absorption) effect. **Center:** basic argument for (\leftarrow) is CPT symmetry of physics: transforming "laser causes target excitation" scenario into "CPT(laser) causes CPT(target) deexcitation", also switching the written stimulated emission-absorption equations, governed by the same (CPT symmetric) Einstein's coefficients $B_{12} = B_{21}$. **Bottom:** schematic explanation that CPT view (\leftarrow) also allows to conclude textbook (\rightarrow) picture, hence both can be true. Here we add a medium on the way, for photons travelling in "laser causes excitation/deexcitation" CPT analogous scenarios: looking at transparency in the latter, stimulated emission should fully act on the target, but some photons it produces should be absorbed by medium - returning from CPT perspective it becomes textbook amplification by going through excited medium.

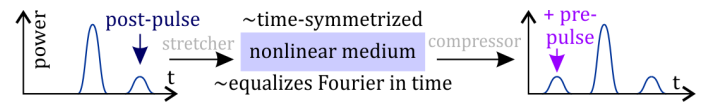


Figure 5. Other type of argument for time/CPT symmetry of lasers are pre-pulses generated by post-pulses, observed (e.g. [8], [9]) for extremely high energy lasers based on chirped-pulse amplification (CPA) going through nonlinear medium (being first stretched then compressed). Theoretical analysis is based on Fourier transform in time, being symmetrized by nonlinearities. However, decomposing it into individual absorptions/emissions, negative delays should again come from being CPT analogs, hence having opposite delay signs.

direction, **the question of concern is direction of stimulated emission photons:** (\rightarrow) forward ano/or (\leftarrow) backward? Textbooks assume forward, discussion here based on CPT symmetry suggests backward as fundamental, and forward as its consequence (Fig. 4). Therefore, both can be true, the question to verify is existence of backward (\leftarrow).

A. Delay STED-like test

Assuming there are only these two options: (\leftarrow) or (\rightarrow) and we would like to test existence of the former, the simplest way to distinguish them seems delay. There is literature discussing delay in STED microscopy, like [11], [12], [13], however, data they provide seems insufficient to uniquely answer this question.

Therefore, there is proposed STED-like setting as in the bottom of Fig. 2: two (e.g. diode) lasers: continuous for $0 \rightarrow 2$ excitation of the dye, and impulse depletion for its $1 \rightarrow 0$ stimulated emission. There is also photodetector observing spontaneous emission from this dye, which should observe reduced intensity due to depletion laser impulse - the question is its delay.

Hence (fast) photodetector should be connected to oscilloscope, triggered by depletion laser impulse. Its observed delay Δt contains positive contribution d/c for light path from dye to detector, and $\pm l/c$ contribution from impulse laser-dye path, of sign for one of the two assumed possibilities - which could be determined from this delay, e.g. from oscilloscope snapshots planned to be included in the next version of this article.

Fluorescent dye can be replaced with a different medium for which we can maintain a relatively high population level of excited atoms, what is much more accessible for 3,4-level media. Impulse preferably should have a fraction of nanosecond, (e.g. cascade) photodetector needs to allow nanosecond-scale time resolution. However, their imperfections could be compensated by increasing l distance to impulse laser.

As in Fig. 3, standard commercially available EDFA **fiber optics** equipment seems very convenient for analogous test and further applications if successful (suggested by Michał Markiewicz). The sought target \rightarrow laser photon trajectories caused by laser seems exactly the backward ASE effect, well known in literature - usually unwanted and removed by optical isolator. We can test these photon trajectories by removing or better reversing this optical isolator, adding (rather fast) photodetector filtered to observed the stimulated emission, and observing delay of its reduction as response for impulse of deexcitation laser. In comparison to STED setting, d/c propagation time is between EDF and detector, l/c between EDF and impulse laser - easily extended by delay line.

B. Alternative STED-like tests

Another approach is placing photodetector in depletion laser-dye line behind the dye, allowing to determine (\leftarrow) or (\rightarrow) from intensities. Measuring also angle dependence, we could also test (rather exclude) change of angle hypothesis.

As discussed further, additional tests could use unidirectional e.g. ring laser (or standard with added optical isolator): its forward beam should not allow for depletion here, its backward beam should allow - what could be also tested in the future.

We could also test suggestions of better transparency for backward beam, e.g. by putting (non-excited) obstacle on the way to depletion laser in STED-like setting. It also brings hope for effects on excited targets already for shielded synchrotron sources. Even if such photons could not cross the obstacle, this effect could be used e.g. for information transfer by trying to detect such additional directional photons from excited target behind obstacle, or monitoring its population level.

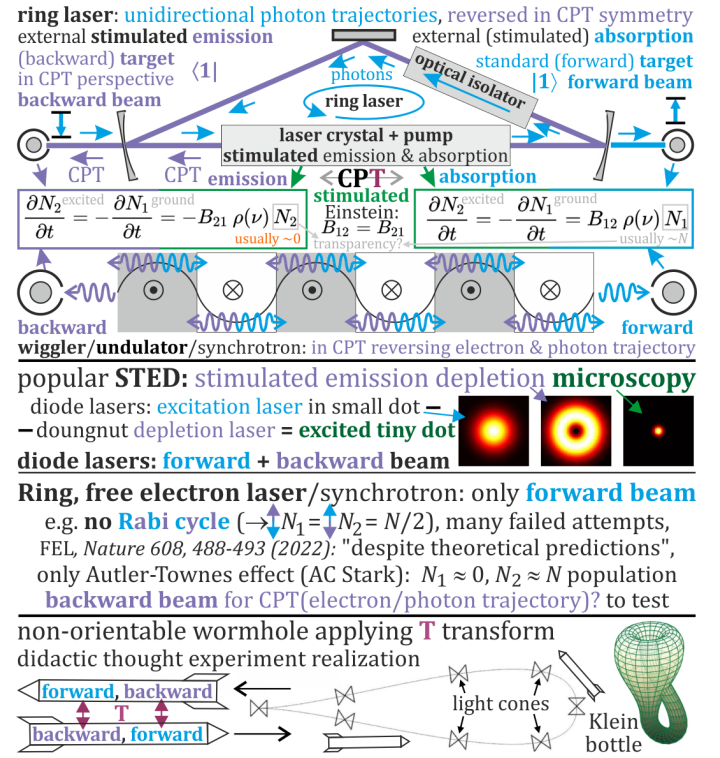


Figure 6. **Top:** ring laser uses optical isolator to enforce unidirectional photon circulation, which would be reversed in CPT perspective - switching the action of absorption and stimulated emission equations, suggesting only one of them should act on external targets - let us refer to them as **forward/backward beam**. Analogously for just adding optical isolator, or synchrotron sources like wiggler, undulator, free electron laser - reversing electron and photon trajectory in CPT perspective. **Center:** STED microscopy (image source) showing that, at least for diode lasers, both equations act on external target, hence we can call it **bidirectional beam**. We usually focus on absorption by external target, because stimulated emission requires its initial excitation, while without such preparation usually $N_2/N \approx 0$. In Rabi cycle laser periodically causes excitation and deexcitation of target, suggesting requirement of bidirectional beam. Its experimental support is lack of Rabi oscillations for free electron laser [14] - leading to $N_2 \approx N$ nearly complete excitation in Autler-Townes effect (dynamic Stark), instead of $N_2 \approx N/2$ for damped Rabi cycle. **Bottom:** while CPT symmetry of physics is required by local Lorentz-invariant QFT, e.g. switching forward/backward beams, in theory general relativity allows its realization by travelling through nonorientable wormhole [15], bringing tangible thought experiment valuable for intuitions.

Rabi cycle could be used instead, by applying impulse laser and monitoring/analyzing situation at impulse boundaries, or including optical isolator on the way.

III. CPT SYMMETRY IN PHOTONICS ARGUMENTS

Let us gather here some arguments for the expected (\leftarrow) possibility mainly based on CPT symmetry. However, as in Fig. 4, it seems to also imply textbook (\rightarrow) case, hence both can be true - hence practically this is a test of existence of (\leftarrow) effect.

A. Bidirectional and forward/backward beams

Stimulated emission-absorption equations are at heart of lasers, governing deexcitation-excitation e.g. in laser active medium. For N_1 atoms in the ground state, N_2 excited:

$$\text{stimulated emission: } \frac{\partial N_2}{\partial t} = -\frac{\partial N_1}{\partial t} = -B_{21} \rho(\nu) N_2 \quad (1)$$

and absorption: $\frac{\partial N_2}{\partial t} = -\frac{\partial N_1}{\partial t} = B_{12} \rho(\nu) N_1$ (2)

where $B_{12} = B_{21}$ are (CPT symmetric) Einstein's coefficients [16], $\rho(\nu)$ is radiation density of the incident field at frequency ν , corresponding to transition between the two considered states: $E_2 - E_1 = h\nu$.

While both are assumed to act on active medium inside laser, naively only absorption equation acts on external target - for example STED laser demonstrates it is not true, acting e.g. by diode laser with stimulated emission equation on external target. However, this equation is negligible for $N_2 \approx 0$ - requires initial excitation, while unprepared target is close to the ground state.

As in Fig. 6, the situation changes for example for **ring laser** with optical isolator - using Faraday effect [17] to allow photon circulation only in one direction. Such photons could leave the laser and be absorbed by a (forward) external target.

Looking at such unidirectional ring laser from CPT perspective, photon trajectory would be reversed, causing excitation of different (backward) target - increasing N_2 toward minus time, hence decreasing N_2 in standard time perspective - as in stimulated emission. Therefore, this CPT symmetry switches the two equations - in contrast e.g. to diode lasers in STED microscopy, seems only one equation at the time acts on the forward/backward targets - allowing to split beams into intuitively **forward/backward beam** acting with **separated absorption/stimulated emission equation** alone, combined into **bidirectional beam** in standard e.g. diode laser.

Another example of laser sources switching targets in CPT perspective are based on **synchrotron radiation** like free electron laser/synchrotron/wiggler/undulator - while there is usually focus only on their forward target, in CPT perspective electron trajectories would be reversed - causing excitation of backward target in the opposite direction, hence should reduce its N_2 in standard time perspective, as in stimulated emission.

As noticed in Fig. 4, forward/backward beams might have completely different **transparency** as they act only on N_1 deexcited / N_2 excited atoms. In other words, while textbook view on stimulated emission means amplification of forward beam by going through excited medium, its CPT analog is amplification of backward beam by going through deexcited medium (as in this Figure). Therefore, as everyday matter usually has $N_2/N \approx 0$, backward beam might have much better penetration, allowing for novel applications.

While application of CPT symmetry seems abstract, general relativity in theory allows a more tangible possibility useful for intuitions - in theory allowing Klein-bottle-like nonorientable wormholes [15] applying P or T symmetry to e.g. a rocket travelling through which - for T symmetry switching absorption/stimulated emission inside, forward/backward beams.

B. Experimental consequences like Rabi cycle

To test the above with STED-like setting, as mentioned we can replace depletion laser with forward/backward beam e.g. by optical isolator - only backward should lead to depletion. If stimulated emission-absorption use opposite photon trajectories, we could also try to split them exploiting delay with fast shutter

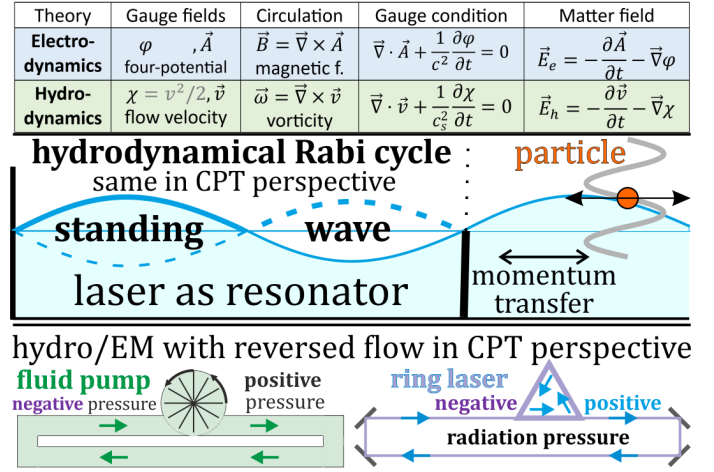


Figure 7. **Top**: Mathematical analogy between electrodynamics and hydrodynamics (superfluid - no viscosity) from [21]. **Center**: therefore, Rabi cycle also needs hydrodynamical analog, tank of liquid with standing wave seems analogous to laser resonator. Being semi-transparent/semi-open in one direction, it should cause left-right swimming of a probe particle outside, through exchange of momentum acting in both directions. In CPT perspective it looks the same, also with momentum exchange in both directions. **Bottom**: while the above bidirectional source is resonator kind of extending to external target e.g. for Rabi oscillations, there are also unidirectional sources. In this analogy, synchrotron radiation is kind of water stream allowing only unidirectional momentum transfer. Optical isolator analog could be some unidirectional valve, analog of ring laser a pump enforcing unidirectional circulation - with reversed circulation in CPT perspective. Radiation pressure is a vector: can be also negative [20].

or switch, or maybe exploiting transparency absorbing only forward beam.

Another type of consequence is N_1, N_2 population enforced by laser in its external target. For (symmetric) bidirectional beam acting with both equations, we could at most reach $1/2 - 1/2$ population, and it is indeed well known as the final population of damped Rabi cycle [18]: using periodically stimulated emission and absorption equations. In Fig. 7 there is suggested hydrodynamic analog of Rabi cycle (another can be found in [19]), which should exist through EM-hydrodynamics analogy as written, like the shown resonator coupled with external object exchanging momentum in both directions, what might be also appropriate intuition for bidirectional lasers, using cyclically positive and negative radiation pressure [20]. Rabi cycle in CPT perspective should be practically the same - bringing another argument for photons travelling there only between laser and target.

However, using only forward beam, we should be able to reach $N_2 \approx N$ nearly complete excitation, and such effect has turned out to be known in literature: despite many attempts and theoretical prediction, they were not able to obtain Rabi oscillation with free electron laser [14] - instead getting Autler-Townes effect (dynamics Stark) leading to $N_2 \approx N$, instead of $N_2 \approx N/2$ for damped Rabi oscillations. There should be also possible asymmetric bidirectional beams e.g. by adding multiple beams, or applying imperfect optical isolators - with different powers of forward/backward beams, for example leading to damped Rabi cycle approaching a different population.

C. Some possible new applications

If confirmed, the above considerations could lead to many new applications of e.g. standard optical fiber equipment, especially

for the currently neglected backward beam, like:

- Forward beam (e.g. by adding optical isolator) could allow for state preparation of quantum computers to nearly completely excited $N_2 \approx N$ as in [14], backward beam for its CPT analog (postparation) for 2WQC: two-way quantum computers [7] in theory allowing to solve NP problems [22].
- If we could send information this way, there could be e.g. built time-loop computers (Section V of [6]) for example using backward beam to send chip output back to its original input with negative time delay, also in theory allowing to solve NP problems. Connecting such multiple negative delay transmitters e.g. into a cycle, could allow to also reach macroscopic negative time differences.
- Backward camera e.g. exploiting transparency or for astronomical observations - focused on target's backward beam, while standard camera is focused on its forward beam. It would replace CMOS/CCD matrix behind the lens, with matrix/surface of continuously excited approximately 3-level medium like dye, plus some monitoring of its population map - e.g. through spontaneous emission, or EIT (electromagnetically induced transparency).
- Backward beam might be transparent for $N_2 = 0$ medium, what could allow for much better penetration than forward (transparent for $N_1 = 0$) - e.g. for backward camera, various scanners, communication through obstacles.
- Backward beam for attacks on quantum cryptographic protocols like BB84 [23] - use external laser to additionally stimulate emission inside communication laser (as backward ASE) to steal/intercept such additional photons, which could be read e.g. by passing through control qubit of CNOT gate - affecting the second qubit to be measured.
- Backward beam for observations actively increasing deexcitation rate of excited objects, e.g. for thermal imaging.
- Backward beam to stimulate specific chemical processes: releasing photons of chosen energy/polarization, e.g. for chemical/technological processes, energy production, or medical therapies - e.g. locally reduce lifetime of ATP molecule (into thermal energy also heating), or inhibit biochemical processes by causing deexcitation of crucial molecules, for example with multiple beams intersecting in cancer tissue, especially if better transparency is confirmed.
- Backward beam for 3D printing/reversed lithography: excite material and precisely stimulate its deexcitation - controlling position and time, also frequency to choose one of multiple possible transitions e.g. some high energy transition to locally reduce temperature, maybe polarization.
- Synchrotron sources usually have much higher photon energy, its backward beam could e.g. increase probability of selected nuclear decays/transitions: producing photons of chosen energy, polarization. Maybe also for other particle events: which CPT transform requires such photons incoming from e.g. synchrotron.

IV. CONCLUSIONS AND FURTHER WORK

There were proposed various tests for photon direction of stimulated emission, soon to be performed to update this article. CPT symmetry requires additional to textbook direction, to be

verified. Analogous processes could be also possible for other EM frequencies like radio, what is worth exploring.

The further work depends on the result of the proposed test:

- (\leftarrow) as required by CPT symmetry should lead to many new applications to explore, like the one listed above,
- lack of (\leftarrow) would indicate macroscopic violation of CPT symmetry, requiring further investigations of its details.

REFERENCES

- [1] D. Angulo, K. Thompson, V.-M. Nixon, A. Jiao, H. M. Wiseman, and A. M. Steinberg, "Experimental evidence that a photon can spend a negative amount of time in an atom cloud," *arXiv preprint arXiv:2409.03680*, 2024.
- [2] J. Schwinger, "The theory of quantized fields. i," *Physical Review*, vol. 82, no. 6, p. 914, 1951.
- [3] V. A. Kostelecký and N. Russell, "Data tables for Lorentz and C P T violation," *Reviews of Modern Physics*, vol. 83, no. 1, p. 11, 2011.
- [4] P. M. Becker, A. A. Olsson, and J. R. Simpson, *Erbium-doped fiber amplifiers: fundamentals and technology*. Elsevier, 1999.
- [5] M. S. Bigelow, N. N. Lepeshkin, and R. W. Boyd, "Superluminal and slow light propagation in a room-temperature solid," *Science*, vol. 301, no. 5630, pp. 200–202, 2003.
- [6] J. Duda, "Four-dimensional understanding of quantum mechanics," *arXiv preprint arXiv:0910.2724*, 2009.
- [7] —, "Two-way quantum computers adding CPT analog of state preparation," *arXiv preprint arXiv:2308.13522*, 2023.
- [8] N. Didenko, A. Konyashchenko, A. Lutsenko, and S. Y. Tenyakov, "Contrast degradation in a chirped-pulse amplifier due to generation of prepulses by postpulses," *Optics Express*, vol. 16, no. 5, pp. 3178–3190, 2008.
- [9] H. Chen, X. Wang, X. Liu, X. Chen, P. Bai, S. Pan, L. Hu, J. Hu, F. Wu, Z. Zhang *et al.*, "Research on the pre-pulses caused by post-pulses in the optical parametric chirped-pulse amplifier," *Optics Express*, vol. 31, no. 24, pp. 40 285–40 292, 2023.
- [10] S. W. Hell and J. Wichmann, "Breaking the diffraction resolution limit by stimulated emission: stimulated-emission-depletion fluorescence microscopy," *Optics letters*, vol. 19, no. 11, pp. 780–782, 1994.
- [11] J. R. Moffitt, C. Osseforth, and J. Michaelis, "Time-gating improves the spatial resolution of STED microscopy," *Optics express*, vol. 19, no. 5, pp. 4242–4254, 2011.
- [12] S. Galiani, B. Harke, G. Vicidomini, G. Lignani, F. Benfenati, A. Diaspro, and P. Bianchini, "Strategies to maximize the performance of a STED microscope," *Optics express*, vol. 20, no. 7, pp. 7362–7374, 2012.
- [13] G. Vicidomini, I. Coto Hernández, A. Diaspro, S. Galiani, and C. Eggeling, "The importance of photon arrival times in STED microscopy," *Advanced Photon Counting: Applications, Methods, Instrumentation*, pp. 283–301, 2015.
- [14] S. Nandi, E. Olofsson, M. Bertolino, S. Carlström, F. Zapata, D. Busto, C. Callegari, M. Di Fraia, P. Eng-Johnsson, R. Feifel *et al.*, "Observation of rabi dynamics with a short-wavelength free-electron laser," *Nature*, vol. 608, no. 7923, pp. 488–493, 2022.
- [15] V. Dokuchaev and Y. N. Eroshenko, "Nonorientable wormholes as portals to the mirror world," *Physical Review D*, vol. 90, no. 2, p. 024056, 2014.
- [16] A. Einstein, "Strahlungs-emission und-absorption nach der quantentheorie, 17 jul 1916," 1916.
- [17] O. Sigwarth and C. Miniatura, "Time reversal and reciprocity," *AAPPS Bulletin*, vol. 32, no. 1, p. 23, 2022.
- [18] N. Kosugi, S. Matsuo, K. Konno, and N. Hatakenaka, "Theory of damped rabi oscillations," *Physical Review B-Condensed Matter and Materials Physics*, vol. 72, no. 17, p. 172509, 2005.
- [19] L. Calderaro, A. L. Fetter, P. Massignan, and P. Wittek, "Vortex dynamics in coherently coupled bose-einstein condensates," *Physical Review A*, vol. 95, no. 2, p. 023605, 2017.
- [20] P. Forgács, Á. Lukács, and T. Romańczukiewicz, "Negative radiation pressure exerted on kinks," *Physical Review D*, vol. 77, no. 12, p. 125012, 2008.
- [21] A. I. Arbab, "The analogy between electromagnetism and hydrodynamics," *Physics Essays*, vol. 24, no. 2, p. 254, 2011.
- [22] J. Duda, "3-SAT solver for two-way quantum computers," *arXiv preprint arXiv:2408.05812*, 2024.
- [23] C. H. Bennett and G. Brassard, "Quantum cryptography: Public key distribution and coin tossing," *Theoretical computer science*, vol. 560, pp. 7–11, 2014.