

Testing stimulated emission photon direction

Jarek Duda

Faculty of Mathematics and Computer Science, Jagiellonian University, Krakow, Poland, dudajar@gmail.com

Abstract—While naively laser only allow to excite external target, for example STED microscopy demonstrates it can also cause its deexcitation, however, under uncommon condition of being prepared as excited. These two causations are governed by stimulated emission-absorption pair of equations, and there are presented many arguments that they are switched in perspective of CPT symmetry, however, it would mean photon direction opposite to usually assumed. This article discusses these arguments and proposes simple STED-like tests to experimentally determine this direction once for all, to be performed in a near future. Depending on its result: it should lead to new applications like 2WQC more symmetric quantum computers, or macroscopic violation of CPT symmetry, so far tested only in microscopic settings. Also forward/backward/bidirectional photon sources are discussed.

Keywords: lasers, photonics, STED microscopy, CPT symmetry, ring laser, synchrotron radiation, 2WQC

I. INTRODUCTION

CPT symmetry (of charge conjugation (C) + parity transformation (P) + time reversal (T)) is shown [1] to be necessary for local Lorentz invariant quantum field theories, hence is generally believed to be satisfied by our nature. It has dozens of successful experimental confirmations [2], however, they are microscopic - come from observation of single particles. Seems conscious macroscopic tests were not performed so far, interesting especially due to T time symmetry which might lead to new applications - some are proposed and discussed here.

As in Fig. 1, applying CPT symmetry to scenario "laser causes target excitation", it becomes "CPT(laser) causes CPT(target) deexcitation", replacing absorption equation with stimulated emission, with photons traveling from CPT(target) to CPT(laser). In contrast, standard textbook view on stimulated emission is energy being kind of knocked by incoming photon - with the opposite direction for the emitted photon.

As there are at least two possibilities for photon direction, the final judge should be experiment. Related tests were earlier proposed using free electron laser [3], or ring laser [4]. However, they turned out too difficult to organize. This article simplifies test setting to STED-like with just two e.g. diode lasers, determining photon direction through delay. Hence it should be organized in a near future - to update this article and depending on the outcome: leading to further mentioned novel applications, or suggesting macroscopic violation of CPT symmetry.

There are also gathered novel arguments, and proposed view on photon sources: using forward/backward/bidirectional beam as in Fig. 2: applying to external target absorption/stimulated emission for unidirectional, or both equations for bidirectional.

II. STED MICROSCOPY BASED TESTS

Stimulated emission depletion (STED) microscopy [5] improves resolution by reducing size of excited dot with donought-like depletion beam from second laser as in Fig. 2. It uses fluorescent dye being approximately 3 level medium: excitation

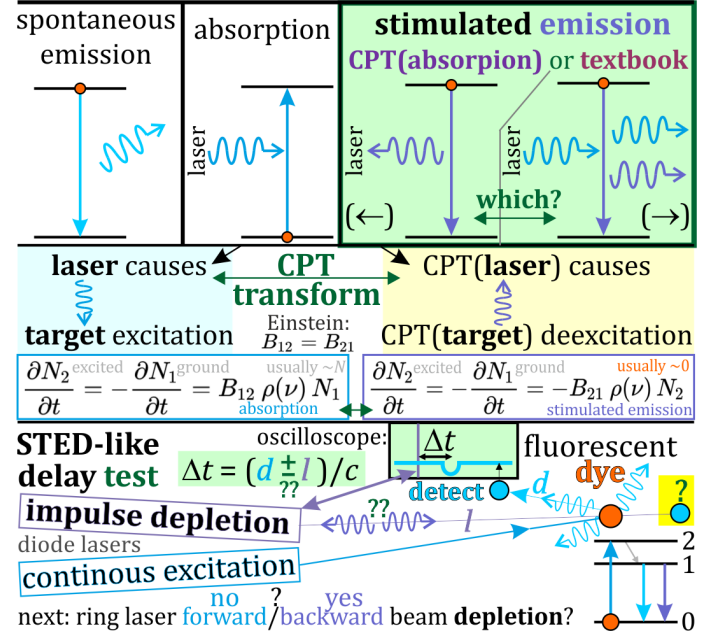


Figure 1. **Top:** "excited atom \rightleftharpoons deexcited + photon" scenarios: spontaneous emission in random direction, direction dependent: absorption and **stimulated emission in focus:** in textbook view (\rightarrow) incoming photon kind of knocks out energy, while CPT symmetry suggests laser (\leftarrow) target instead. We would like to distinguish experimentally these two possibilities to resolve this question once for all. **Center:** basic argument for (\leftarrow) is CPT symmetry of physics: transforming "laser causes target excitation" scenario into "CPT(laser) causes CPT(target) deexcitation", also switching the written stimulated emission-absorption equations, governed by the same Einstein's coefficients $B_{12} = B_{21}$. **Bottom:** proposed test to distinguish experimentally (\rightarrow) from (\leftarrow), by using setting as in STED microscopy. Fluorescent dye as approximately 3-level medium is continuous excited ($0 \rightarrow 2$) by one laser, and second impulse depletion laser causes its deexcitation ($1 \rightarrow 0$). Photodetector connected to oscilloscope triggered by impulse finds the delay Δt , allowing to find the direction. Alternatively there could be tested intensity for photons transmitted through dye, or forward/backward ring laser beam instead of depletion laser.

with one laser from 0 to 2, then fast relaxation to 1, then deexcitation from 1 to 0 with slightly lower wavelength - usually through just spontaneous emission observed by microscope lens.

In STED we additionally speedup this deexcitation through stimulated emission with additional laser of frequency for $1 \rightarrow 0$ transition - reducing the number of photons from this region observed by microscope lens focused on spontaneous emission, this way allowing to increase microscope resolution.

While spontaneous emission photons should have a random direction, **the question of concern is direction of such stimulated emission photons: toward (\leftarrow) or outward (\rightarrow) the laser?** Textbooks assume the latter, discussion here based on CPT symmetry suggests the former. There might be also a different angle, what also could be tested experimentally.

A. Delay STED-like test

Assuming there are only these two options: (\leftarrow) or (\rightarrow), the simplest way to distinguish them seems delay. There is literature

discussing delay in STED microscopy, like [6], [7], [8], but they seem insufficient to uniquely answer the direction question.

Therefore, there is proposed STED-like setting as in the bottom of Fig. 1: two (e.g. diode) lasers: continuous for $0 \rightarrow 2$ excitation of the dye, and impulse for its $1 \rightarrow 0$ stimulated emission. There is also photodetector observing spontaneous emission from this dye, which should observe reduced intensity due to depletion laser impulse - the question is its delay.

Hence photodetector should be connected to oscilloscope, triggered by depletion laser impulse. Its observed delay Δt contains positive contribution d/c for light path from dye to detection, and $\pm l/c$ contribution from laser-dye path, of sign for one of the two assumed possibilities - which could be determined from this delay, e.g. from oscilloscope snapshots planned to be included in the next version of this article.

B. Alternative STED-like tests

Another approach is placing photodetector in depletion laser-dye line behind the dye (yellow if Fig. 1), allowing to determine (\leftarrow) or (\rightarrow) from intensities. Measuring also angle dependence, we could also test (rather exclude) change of angle hypothesis.

As discussed further, additional tests could be using unidirectional e.g. ring laser: its forward beam should not allow for depletion here, its backward beam should allow - what could be also tested in the future.

III. CPT SYMMETRY IN PHOTONICS ARGUMENTS

Let us gather here some arguments for the expected (\leftarrow) possibility mainly based on CPT symmetry. Test pointing (\rightarrow) instead, would need to overcome these arguments, e.g. through macroscopic CPT violation.

A. Bidirectional and forward/backward beams

Stimulated emission-absorption equations are at heart of lasers, governing deexcitation-excitation e.g. in laser active medium. For N_1 atoms in the ground state, N_2 excited:

$$\text{stimulated emission: } \frac{\partial N_2}{\partial t} = -\frac{\partial N_1}{\partial t} = -B_{21} \rho(\nu) N_2 \quad (1)$$

$$\text{and absorption: } \frac{\partial N_2}{\partial t} = -\frac{\partial N_1}{\partial t} = B_{12} \rho(\nu) N_1 \quad (2)$$

where $B_{12} = B_{21}$ are (CPT symmetric) Einstein's coefficients [11], $\rho(\nu)$ is radiation density of the incident field at frequency ν , corresponding to transition between the two considered states: $E_2 - E_1 = h\nu$.

While both are assumed to act on active medium inside laser, naively only absorption equation acts on external target - for example STED laser demonstrates it is not true, acting e.g. by diode laser with stimulated emission equation on external target. However, this equation is negligible for $N_2 \approx 0$ - requires initial excitation, while unprepared target is close to the ground state.

As in Fig. 2, the situation changes for example for **ring laser** with optical isolator - using Faraday effect [12] to allow photon circulation only in one direction. Such photons could leave the laser and be absorbed by a (forward) external target.

Looking at such unidirectional ring laser from CPT perspective, photon trajectory would be reversed, causing excitation of different (backward) target - increasing N_2 toward minus

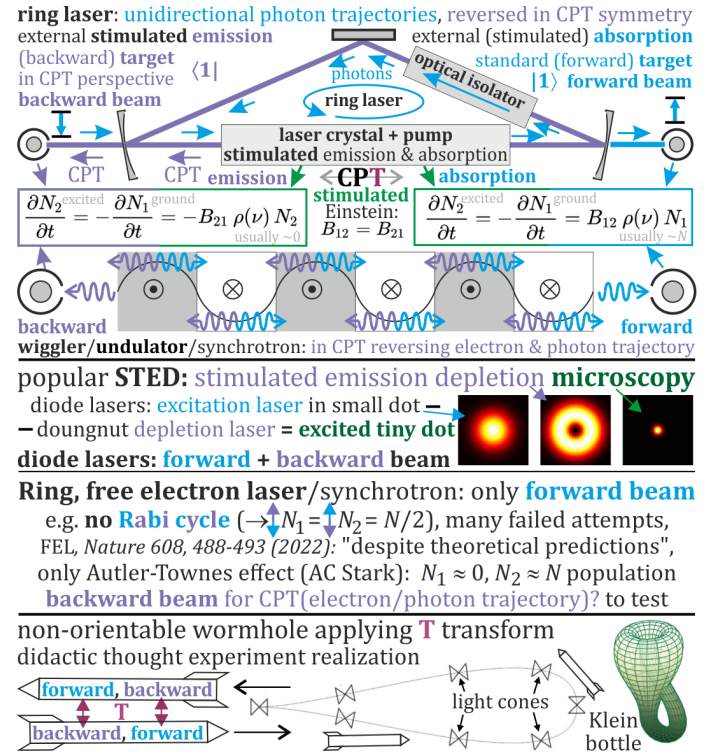


Figure 2. **Top:** ring laser uses optical isolator to enforce unidirectional photon circulation, which would be reversed in CPT perspective - switching the action of absorption and stimulated emission equations, suggesting only one of them should act on external targets - let us refer to them as **forward/backward beam**. Analogously for synchrotron radiation, wiggler, undulator, free electron laser - reversing electron and photon trajectory in CPT perspective. **Center:** STED microscopy (image source) showing that, at least for diode lasers, both equations act on external target, hence we can call it **bidirectional beam**. We usually focus on absorption by external target, because stimulated emission requires its initial excitation, while without such preparation usually $N_2 \approx 0$. In Rabi cycle laser periodically causes excitation and deexcitation of target, suggesting requirement of bidirectional beam. Its experimental support is lack of Rabi oscillations for free electron laser [9] - leading to $N_2 \approx N$ nearly complete excitation in Autler-Townes effect (dynamic Stark), instead of $N_2 \approx N/2$ for damped Rabi cycle. **Bottom:** while CPT symmetry of physics is required by local Lorentz-invariant QFT, e.g. switching forward/backward beams, in theory general relativity allows its realization by travelling through nonorientable wormhole [10], bringing didactic tangible thought experiment valuable for intuitions.

time, hence decreasing N_2 in standard time perspective - as in stimulated emission.

Therefore, this CPT symmetry switches the two equations - in contrast e.g. to diode lasers in STED microscopy, seems only one equation at the time acts on the forward/backward targets - allowing to split them into intuitively **forward/backward beam**, combined into **bidirectional beam** in standard e.g. diode laser.

Another example of laser sources switching targets in CPT perspective are based on synchrotron radiation like free electron laser/synchrotron/wiggler/undulator - while there is usually focus only on their forward target, in CPT perspective electron trajectories would be reversed - causing excitation of backward target in the opposite direction, hence should reduce its N_2 in standard time perspective, as in stimulated emission.

While application of CPT symmetry seems abstract, general relativity in theory allows a more tangible possibility useful for intuitions - in theory allowing Klein-bottle-like nonorientable wormholes [10] applying P or T symmetry to e.g. a rocket travelling through which - for T symmetry switching absorption/stimulated emission inside, forward/backward beams.

B. Experimental consequences like Rabi cycle

To test the above with STED-like setting, as mentioned we can replace depletion laser with forward/backward beam - only backward should lead to depletion. If stimulated emission-absorption use opposite photon trajectories, we could also try to split them exploiting delay with fast shutter or switch.

Another type of consequence is $N_1 - N_2$ population in external target of laser. For bidirectional acting with both equations, we could at most reach $1/2 - 1/2$ population, and it is indeed well known as the final population of damped Rabi cycle [13]: using periodically stimulated emission and absorption equations. In Fig. 3 there is suggested hydrodynamic analog of Rabi cycle (another can be found in [14]), which should exist through EM-hydrodynamics analogy as written, like the shown resonator coupled with external object exchanging momentum in both directions, what might be also appropriate intuition for bidirectional lasers, using cyclically positive and negative radiation pressure [16]. Rabi cycle in CPT perspective should be practically the same - bringing another argument for photons travelling there only between laser and target.

However, using only forward beam, we should be able to reach $N_2 \approx N$ nearly complete excitation, and such effect has turned out to be known in literature: despite many attempts and theoretical prediction, they were not able to obtain Rabi oscillation with free electron laser [9] - instead getting Autler-Townes effect (dynamics Stark) leading to $N_2 \approx N$, instead of $N_2 \approx N/2$ for damped Rabi oscillations.

C. Some possible new applications

If confirmed, the above considerations could lead to many new applications, for example of currently neglected backward beam, like:

- Forward beam could allow for state preparation of quantum computers to $N_2 \approx N$, backward beam for its CPT analog (postparation) for 2WQC: two-way quantum computers [4].
- Backward beam for attacks on quantum cryptographic protocols - use external laser to additionally stimulate emission inside communication laser to steal/intercept and measure such additional photons.
- Backward beam for 3D printing/reversed lithography: excite material and precisely stimulate its deexcitation - controlling position and time, also frequency for multiple possible transitions.
- Synchrotron sources usually have much higher photon energy, its backward beam could increase probability of some e.g. particle events, which CPT transform use such photons coming from e.g. synchrotron.

IV. CONCLUSIONS AND FURTHER WORK

There were proposed various tests for photon direction of stimulated emission, one of them should be soon performed to update this article. There were also presented many arguments based on CPT symmetry that direction should be from target to laser, which is the opposite than textbook explanation.

The further work depends on the result of the proposed test:

- (\leftarrow) as required by CPT symmetry should lead to many new applications to explore, like the one listed above,
- (\rightarrow) would indicate macroscopic violation of CPT symmetry, requiring further investigation of its details.

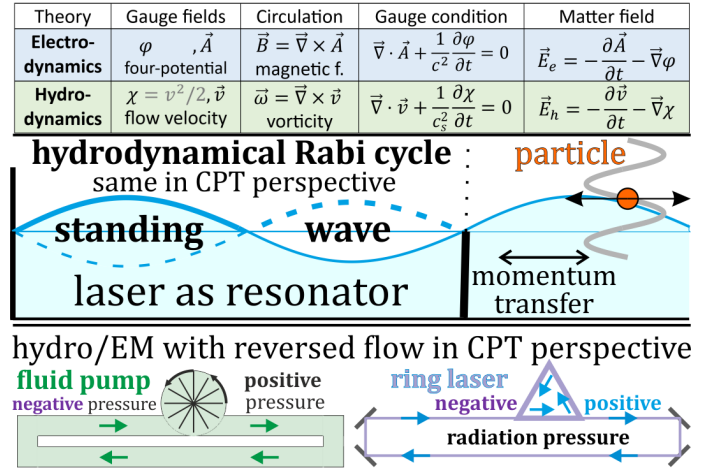


Figure 3. **Top**: Mathematical analogy between electrodynamics and hydrodynamics (superfluid - no viscosity) from [15]. **Center**: therefore, Rabi cycle also needs hydrodynamical analog, tank of liquid with standing wave seems analogous to laser resonator. Being semitransparent/semi-open in one direction, it should cause left-right swimming of a probe particle outside, through exchange of momentum acting in both directions. In CPT perspective it looks the same, also with momentum exchange in both directions. **Bottom**: while the above bidirectional source is resonator kind of extending to external target e.g. for Rabi oscillations, there are also unidirectional sources. In this analogy, synchrotron radiation is kind of water stream allowing only unidirectional momentum transfer. Optical isolator analog could be some unidirectional valve, analog of ring laser a pump enforcing unidirectional circulation - with reversed circulation in CPT perspective. Radiation pressure is a vector: can be also negative [16].

REFERENCES

- [1] J. Schwinger, "The theory of quantized fields. i," *Physical Review*, vol. 82, no. 6, p. 914, 1951.
- [2] V. A. Kostelecký and N. Russell, "Data tables for lorentz and c p t violation," *Reviews of Modern Physics*, vol. 83, no. 1, p. 11, 2011.
- [3] J. Duda, "Four-dimensional understanding of quantum mechanics," *arXiv preprint arXiv:0910.2724*, 2009.
- [4] —, "Two-way quantum computers adding cpt analog of state preparation," *arXiv preprint arXiv:2308.13522*, 2023.
- [5] S. W. Hell and J. Wichmann, "Breaking the diffraction resolution limit by stimulated emission: stimulated-emission-depletion fluorescence microscopy," *Optics letters*, vol. 19, no. 11, pp. 780–782, 1994.
- [6] J. R. Moffitt, C. Osseforth, and J. Michaelis, "Time-gating improves the spatial resolution of sted microscopy," *Optics express*, vol. 19, no. 5, pp. 4242–4254, 2011.
- [7] S. Galiani, B. Härke, G. Vicidomini, G. Lignani, F. Benfenati, A. Diaspro, and P. Bianchini, "Strategies to maximize the performance of a sted microscope," *Optics express*, vol. 20, no. 7, pp. 7362–7374, 2012.
- [8] G. Vicidomini, I. Coto Hernández, A. Diaspro, S. Galiani, and C. Egeling, "The importance of photon arrival times in sted microscopy," *Advanced Photon Counting: Applications, Methods, Instrumentation*, pp. 283–301, 2015.
- [9] S. Nandi, E. Olofsson, M. Bertolino, S. Carlström, F. Zapata, D. Busto, C. Callegari, M. Di Fraia, P. Eng-Johnsson, R. Feifel *et al.*, "Observation of rabi dynamics with a short-wavelength free-electron laser," *Nature*, vol. 608, no. 7923, pp. 488–493, 2022.
- [10] V. Dokuchaev and Y. N. Eroshenko, "Nonorientable wormholes as portals to the mirror world," *Physical Review D*, vol. 90, no. 2, p. 024056, 2014.
- [11] A. Einstein, "Strahlungs-emission und-absorption nach der quantentheorie," 17 jul 1916," 1916.
- [12] O. Sigwarth and C. Miniatura, "Time reversal and reciprocity," *AAPPS Bulletin*, vol. 32, no. 1, p. 23, 2022.
- [13] N. Kosugi, S. Matsuo, K. Konno, and N. Hatakenaka, "Theory of damped rabi oscillations," *Physical Review B* "Condensed Matter and Materials Physics", vol. 72, no. 17, p. 172509, 2005.
- [14] L. Calderaro, A. L. Fetter, P. Massignan, and P. Wittek, "Vortex dynamics in coherently coupled bose-einstein condensates," *Physical Review A*, vol. 95, no. 2, p. 023605, 2017.
- [15] A. I. Arbab, "The analogy between electromagnetism and hydrodynamics," *Physics Essays*, vol. 24, no. 2, p. 254, 2011.
- [16] P. Forgács, Á. Lukács, and T. Romańczukiewicz, "Negative radiation pressure exerted on kinks," *Physical Review D*, vol. 77, no. 12, p. 125012, 2008.