

Smirk: An Atomically Complete Tokenizer for Molecular Foundation Models

Alexius Wadell,^{†,‡} Anoushka Bhutani,^{†,‡} and Venkatasubramanian

Viswanathan^{*,†,‡}

[†]*Department of Mechanical Engineering, University of Michigan, Ann Arbor, Michigan
48109, United States*

[‡]*Department of Mechanical Engineering, Carnegie Mellon University, Pittsburgh,
Pennsylvania 15213, United States*

E-mail: venkvis@umich.edu

Abstract

Text-based foundation models have become an important part of scientific discovery, with molecular foundation models accelerating advancements in molecular design and materials science. However, existing models are constrained by closed-vocabulary tokenizers which capture only a fraction of molecular space. In this work, we systematically evaluate thirty tokenizers, including 19 chemistry-specific ones, for their coverage of the SMILES molecular representation language, revealing significant gaps. To assess the impact of tokenizer choice, we introduce n-gram language models as a low-cost proxy and validate their effectiveness by training and fine-tuning 18 RoBERTa-style encoders for molecular property prediction. To overcome the limitations of existing tokenizers, we propose two new tokenizers – Smirk and Smirk-GPE – with full coverage of the OpenSMILES specification. Our results highlight the need for open-vocabulary modeling and chemically diverse benchmarks in cheminformatics. The proposed tokenizer framework systematically integrates nuclear, electronic, and geometric degrees of

freedom; this facilitates applications in pharmacology, agriculture, biology, and energy storage.

Introduction

Accurate and fast prediction of chemical properties is essential to numerous industries, for example, to accelerate the design of next-generation energy storage devices^{1,2} and streamline the discovery of new pharmaceuticals.^{3,4} Recently, machine learning has emerged as a computationally tractable and accurate method that can mitigate the high cost of experimentation or molecular simulation.⁵ To this end, numerous techniques have been devised, ranging from graph-neural networks,⁶ equivariant networks,^{7,8} and interatomic potentials.⁹ With the success of the transformer architecture for natural language processing,¹⁰⁻¹² recent efforts have sought to apply the architecture to chemical property prediction,¹³⁻¹⁷ molecular design,^{13,18} retrosynthesis¹⁹ and general chemistry tasks.²⁰ At their core, these models operate by encoding molecules as text, which is then fed into models designed for natural language processing.¹⁰⁻¹²

In the case of encoder-only architectures, the objective is to develop a chemically meaningful embedding from the provided input encoding;^{16,17} decoder-based models can be trained to predict the products of a chemical reaction^{21,22} or design molecules with a particular property.¹⁸

Existing Chemistry-specific Tokenizers

In order to input a molecule into a text-based transformer model, the input molecule must first be represented as text. SMILES (Simplified Molecular Input Line Entry System) are the most widely used text-based representation for molecules.²³ Tokenization refers to the process of splitting input sequences into individual tokens that a language model can then process. It is an essential first step to developing any language model and has been studied

extensively by the natural language processing (NLP) community.^{24–28} For NLP, tokenization is predominantly handled by subword methods, namely byte-pair encoding (BPE).^{25,26,29} Subword tokenization was developed to enable open vocabulary modeling with a fixed vocabulary size by interpolating between character-level and word-level units.^{26,29,30} In contrast, chemistry language models have converged on “Atom-wise” tokenization schemes splitting molecules into atom-level “words” using a regular expression and then looking up each of these “words” in fixed vocabulary of tokens.^{13,14,16–19,21,22,22,31–33} In particular, Schwaller et al. while developing an encoder/decoder recurrent neural network to predict the products of chemical reactions,³⁴ proposed the following regular expression to split the SMILE string into atom-level “words” for tokenization:

```
(\[[^\]]+\)|Br?|Cl?|N|O|S|P|F|I|b|c|n|o|s|p|\(|\)|\.
```

```
|=#|-|\+|\\|\/|:|~|@|\?|>|\*|\$|\%|[0-9]{2}|[0-9])
```

Using this tokenization strategy, dimethyl carbonate (a commonly used electrolyte) would be encoded as COC(=O)OC and tokenized as C O C (= O) O C. Since then, the Atom-wise tokenization scheme has been used extensively throughout the literature for molecular machine learning models^{13,16,18,19,22,31,32,35–39} and cheminformatic frameworks.⁴⁰

Bagal et al. used generative pretraining (GPT) with masked self-attention to trained MolGPT, a decoder-only transformer model, to generate novel drug-like molecules.¹⁸ Molecules were encoded as SMILES strings and pre-tokenized using the scheme proposed by Schwaller et al. and then tokenized using separate vocabularies for the MOSES or GuacaMol datasets.³³ As a closed-vocabulary model, the MolGPT cannot represent or generate SMILES encodings not contained in its vocabulary. For example, both vocabularies lack tokens for ., : and \$, preventing the tokenization or generation of gallium arsenide ([Ga+]\$[As-]) among others.

Ross et al. adopted the above pre-tokenization scheme for MolFormer, a decoder-only model pretrained on 1.1 billion molecules from the ZINC and PubChem datasets before being finetuned for property prediction and classification tasks.¹⁶ Their vocabulary consists of 2,362 tokens, including 124 tokens for carbon, constructed from the ZINC and PubChem

datasets. Recently, IBM has released a family of Transformer Encoder-Decoder (TED) models for property prediction and molecular generation.¹³ Using a curated selection of 91 million molecules from PubChem, their SMI-TED289M variant achieved state-of-the-art performance on 9 out of 11 MoleculeNet benchmarks.¹³ Similar to MoLFormer, the TED models use the tokenization scheme proposed by Schwaller et al.. A variant (SELFIES-TED) using SELFIES (SELF-referencing embedded string) molecular encoding was also released.⁴¹

Li and Fourches introducing Smiles-Pair Encoding (SPE), a variant of BPE which combines frequently co-occurring SMILES segments tokens into a single meta-token. Under SPE, molecules are first pre-tokenized using the regular expression proposed by Schwaller et al. and then tokenized using an initial dictionary of 77 tokens. A sequence of merge rules is applied to the tokenized sequence to replace pairs of tokens with a single meta-token for a total vocabulary of 3079 tokens. Unlike BPE, which operates at the character or byte level, SPE operates at the pre-token level. This approach eliminates the need for merges involving two-character elements (e.g., **Cl**, **Br**) or chemically invalid partial tokens (e.g., **l** or **r**). By merging pairs of tokens, the final tokenization can be significantly shorter, Li and Fourches reported a mean token length of six with SPE vs. 40 for atom-level tokenization on the ChEMBL25 dataset.³⁵ Leon et al. followed up with Atom Pair Encoding (APE) which similarly positions itself as a combination of Atom-wise and BPE tokenization. The authors note that the APE tokenizer is capable of processing both SMILES and SELFIES encodings and can produce a larger vocabulary of tokens than SPE.³⁷

TransPolymer¹⁵ applied an encoder-only transformer to the task of polymer property predictions. Polymer components were encoded using SMILES, with additional descriptor tokens added to model the polymer systems. TransPolymer used RoBERTa’s pretrained BPE tokenizer¹¹ with a novel regular expression to pre-tokenize SMILES strings. Unlike the regularization expression proposed by Schwaller et al., TransPolymer does not differentiate between bracketed and non-bracketed elements. As a result, TransPolymer uses the same token for carbon bonded to aromatic oxygen and cobalt: **Co**.

ChemBERTa¹⁷ used a BPE tokenizer with a vocabulary of 767 tokens for their base model. Additionally, Chithrananda et al. trained a variant using DeepChem’s SmilesTokenizer⁴⁰ based on the tokenization scheme proposed by Schwaller et al.. They found a slight improvement in downstream performance using SmilesTokenizer, but advocated for additional benchmarking of both tokenizers.¹⁷ ChemBERTa-2 used “a dictionary of the most common SMILES characters” containing 591 tokens.³⁶ As of the time of publication, the ChemBERTa-2 tokenizer is not publicly available and thus was not included in our analysis (September 2024).

ReactionT5²¹ trained a T5⁴² model for reaction prediction using an unigram tokenizer.²⁸ They used separate datasets for training their model (ORD⁴³) and tokenizer (ZINC⁴⁴). Unigram tokenizers are capable of open-vocabulary modeling; however, due to a limited alphabet, both ReactionT5 tokenizers emitted unknown tokens (fig. 1c). SELFormer¹⁴ is a RoBERTa model¹¹ for molecular property prediction using SELFIES⁴⁵ to encode molecules as text. SELFormer opted for a byte-level BPE tokenizer instead of an atom-level or character-level tokenizer. Typically, BPE enables an open-vocabulary model of language. However, SELFormer’s vocabulary is incomplete, resulting in unknown tokens even for valid input encodings (fig. 1c).

Smirk

To enable complete coverage of the OpenSMILES specification, we propose fully decomposing the bracketed atoms into their consistent glyphs using a two-staged pre-tokenization scheme. The first stage uses a regular expression to decompose the molecule into Atom-wise substrings; the second stage further splits the bracketed compounds into constituent glyphs (elements, bonds, or other chemically meaningful symbols). Both regular expressions are provided in the supporting information. For example, Smirk would first split OC[C@@H][OH] into O C [C@@H] [OH] before finally emitting O C [C @@ H] [O H] as the tokenized sequence; for example, OC[C@@H][OH] would be tokenized as O C [C @@ H] [O H]. This eliminates

the need for an immense vocabulary to enumerate all possible bracketed atoms. Our scheme also eliminates the training step of all widely used tokenizers; the set of glyphs used by OpenSMILES is fixed and documented by the specification.⁴⁶ In contrast to Schwaller et al., we elected to have separate tokens for @@ (clockwise chiral) and @ (anticlockwise chiral) and to tokenize two digit rings as % 1 2 instead of %12.

The resulting vocabulary consists of 167 tokens and, by construction, can faithfully tokenize any OpenSMILES⁴⁶ encoded molecule (fig. 1c). Like existing Atom-wise tokenizers, Smirk is implemented using a pre-tokenization step to split the input SMILES encoding and a dictionary model to map individual glyphs to integers. Unlike current Atom-wise tokenizers, our pre-tokenization scheme consists of two steps: first, splitting the SMILES string using a regular expression similar to Schwaller et al., and then decomposing bracketed atoms using another regular expression. The two-step process is necessary to distinguish between, for example, Cn representing carbon bounded to aromatic nitrogen and [Cn] for Copernicium. Both regular expressions are described and documented in the supplementary information. We have implemented the proposed tokenization scheme in Rust using HuggingFace’s Tokenizers⁴⁷ library and have made the code and prebuilt-wheels openly available at <https://github.com/BattModels/Smirk> and on PyPI. We have also implemented an equivalent tokenization scheme (*Smirk-Selfies*) for SELFIES⁴⁵ encoded molecules.

Glyph Pair Encoding

The above scheme is not without its drawbacks. The average number of tokens per molecule, or fertility, is higher for Smirk than current Atom-wise tokenizers; it uses at least three tokens [Au] instead of one for any bracketed atom. Recent works have found a correlation between lower fertility and higher model performance, suggesting that Smirk’s increase in fertility is not desirable.^{48,49} To address this, we implemented *Smirk-GPE*, which further compresses Smirk’s tokenization using a variant of BPE that operates at the glyph level instead of the byte or character level of existing BPE implementations.^{47,50} As with BPE, merges between

adjacent tokens are replaced with a single meta-token using merge rules learned from a training corpus.^{25,26} Unlike BPE, merges rules operate on token IDs and not pairs of strings, thus $\text{merge}(\mathbf{C}, \mathbf{n}) \neq \mathbf{Cn}$. Li and Fourches’s SmilesPE tokenizer operates similarly, but similar to existing Atom-wise tokenizers does not subdivide bracketed elements. As such, SmilesPE avoids the need to differentiate between a merged $\mathbf{C n}$ and \mathbf{Cn} , but risks emitting the unknown token for bracketed atoms. Similar issues arise between $[\text{OH}]$ and $[\mathbf{C@OH1}]$; the former OH is an oxygen-hydrogen bond, while the latter indicates an octahedral chiral center.

The Smirk-GPE tokenizer was trained on 262,035,601 molecules from the training split of our pretraining dataset derived from the Enamine REAL Space dataset.⁵¹ To reduce the number of unique “words” the training algorithm considers, we split SMILES strings on rings, brackets, non-bonds, and bracketed atoms using a regular expression. We set a target vocabulary size of 50k tokens; however, training stopped at 2.3k tokens after exhausting all possible merges. We trained a second variant, *Smirk-GPE (NMB)*, that excluded merges with brackets ([or]) from being considered during the training process.

Methods

In this section, we describe the metrics used to evaluate the impact of tokenizer choice for chemistry language models and our proposed tokenizers, *Smirk* and *Smirk-GPE*. Further details can be found in the Supporting Information.

Tokenizer Coverage of SMILES

Seventeen tokenizers were evaluated for their ability to tokenize chemical primitives and molecules from two benchmark datasets: MoleculeNet⁵² and tmQM.⁵³ We began by enumerating all 126 single-atom OpenSMILES strings, encompassing the 118 elements and eight aromatic symbols. This initial set was then expanded to include isotopes, chiral symbols (limited to @ and @@), oxidation states, and the product of all three (charged, chiral isotopes).

Oxidation states were used as a proxy for the possible charged states of an atom, balancing chemical permissibility with the OpenSMILES requirement to support any charge from -15 to +15.⁴⁶ The results are shown in fig. 1c.

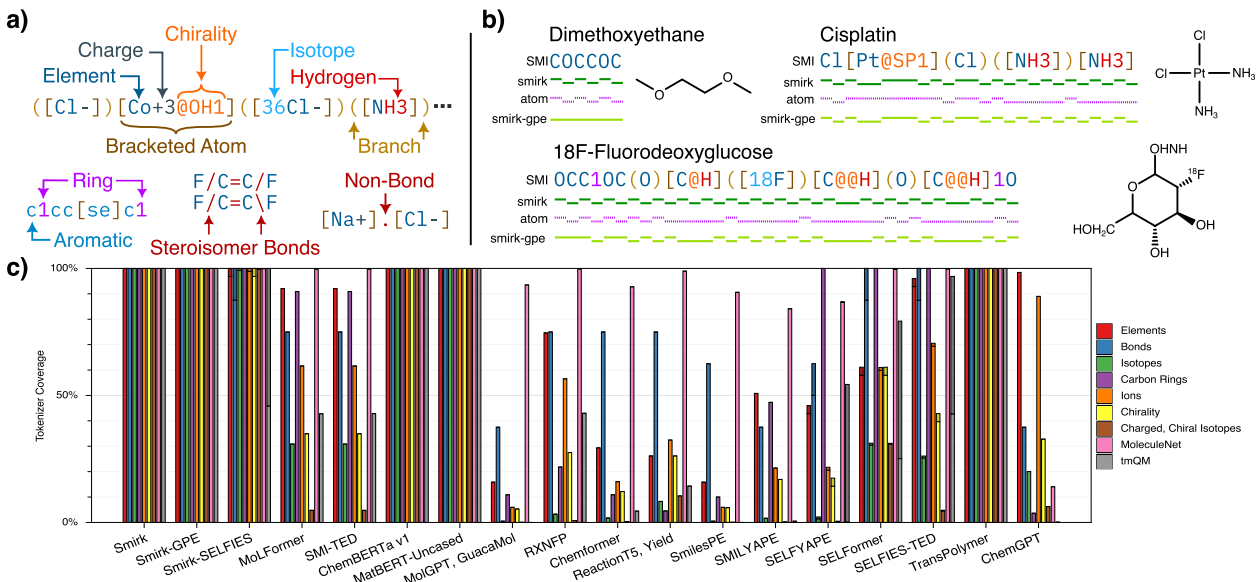


Figure 1: a) In SMILES, bracketed atoms are information-rich, encoding isotopes, chiral centers, charge, species, and hydrogen bonds. Atom-wise tokenizers emit a single token per bracketed atom, triggering an explosion in vocabulary size to cover each possible combination of features. Smirk avoids this by fully decomposing the bracketed atoms. Smirk-GPE goes a step further by using a variant of BPE to compress the tokenized sequence. b) Example tokenization represented by a sequence of dashes for each emitted token. Atom-wise tokenizers emit fewer tokens than Smirk for bracketed atoms but run the risk of out-of-vocabulary tokens. Smirk-GPE balances the two by using merging common snippets into a single token and falling back to a verbose encoding if needed. c) Existing Atom-wise tokenizers lack complete coverage of the OpenSMILES specification, with only the open-vocabulary tokenizers used by ChemBERTa and TransPolymer achieving full coverage. Darkened bars indicate encoding errors when converting from SMILES to SELFIES encoding.

As shown in fig. 1c, most existing chemistry tokenizers exhibit significant gaps in their coverage of SMILES. Support for quadruple (C\$C) and aromatic (C:C) bonds was also limited, even for models using Schwaller et al.’s regular expression, despite both symbols being explicitly included in the regular expression. The coverage of isotopes (e.g., [12C]) and chirality (e.g., [C@]) was similarly limited, with most tokenizers have less a quarter of isotopes. Interestingly, MoleculeNet coverage remained robust, underscoring the need for cheminfor-

matics benchmark datasets that encompass a broader range of chemical spaces. Conversely, robust tmQM coverage was limited to Smirk, Smirk-GPE and open-vocabulary tokenizers (ChemBERTa, MatBERT, TransPolymer), with the remaining tokenizers covering only a fraction of the dataset. As a dataset of transition metal complexes, tmQM contains an abundance of molecules with enhanced stereochemistry and d-block elements. Neither, of which are well-covered by existing chemistry tokenizers.

For the models using the tokenization scheme proposed by Schwaller et al., out-of-vocabulary molecules are a direct result of tokenizing all bracketed atoms as a single pre-token. Bracketed atoms are information-rich, encoding isotopes, chiral centers, charge, species, hydrogen bonds, and more.⁴⁶ While a tokenizer’s vocabulary could contain an entry for every possible combination of these features, doing so would trigger a combinatorial explosion in vocabulary size. For example, carbon would require approximately 75,600 tokens to encode all possible combinations of isotopes (14), oxidation states (9), aromaticity (2), stereochemistry (60), and explicit bonds to hydrogen atoms (5) – a vocabulary 32 times larger than MolFormer’s entire vocabulary and more than a fourth of ChatGPT-4o’s vocabulary.^{16,50}

For the SELFormer and ReactionT5 tokenizers, out-of-vocabulary molecules resulted from an incomplete vocabulary, specifically an incomplete alphabet. All three models lack a token for U or u, preventing the representation of gold (Au), plutonium (Pu), copper (Cu), ruthenium (Ru), europium (Eu), lutetium (Lu), or uranium (U). Consequently, neither tokenizer achieves full coverage of the OpenSMILES specification, despite both tokenizers (BPE and Unigram, respectively) being capable of open-vocabulary modeling.^{14,21,26,28}

Finally, tokenizers using SELFIES for their encoding incurred encoding errors due to SELFIES not supporting the full breadth of SMILES. In particular, the default configuration does not support the quadruple bond (\$) or enhanced stereochemistry (e.g., [Pt@SP2]). Loss of coverage due to transcoding issues are indicated as darkened bars in fig. 1c.

N-Grams as a Metric for Tokenizer Performance

Despite the ubiquity of tokenization in language modeling, assessing the contribution of a tokenizer to overall model performance remains a nascent area of research.^{24,29,48,54} This is partly due to the high cost and confounding factors incurred when assessing a tokenizer performance via overall model performance.⁴⁸ To address this, prior works have proposed various intrinsic metrics, primarily targeting sub-word tokenization.^{48,49,55,56} For example, fertility measures the average number of tokens per word.^{55,56} As the cost of dot-product attention grows quadratically with sequence length, reducing fertility directly reduces cost of evaluating the model.⁵⁷ Recent studies have found a lower tokenizer fertility is correlated with better downstream performance.^{48,49}

Gowda and May, recommend limiting the size of the vocabulary such that 95% of tokens have at least 100 occurrences; helping to avoid the negative impact rare tokens can the accuracy of language models.⁵⁶ In fig. 2, we’ve plotted the information content (negative-log of probability) vs. token rank for a range of tokenizers; using Gowda and May’s threshold any token with an information content above ≈ 15 nats is rare. As shown in fig. 2, the majority of tokenizers are utilizing only a fraction of the capacity of their vocabularies. Partially, this reflects the targeted use case many of the tokenizers shown are for natural language, not chemistry, and contain tokens spanning all of Unicode. It also reflects the limited chemical diversity of the dataset.

To further quantify a tokenizers’ utilization of its vocabulary, we’ve computed each tokenizer’s normalized entropy (eq. 1) using a corpus of 1.6B molecules from the Enamine REAL Space dataset;⁵¹ tabulated values are shown in fig. 2. Where $|V|$ is vocabulary size and $P(x)$ is the observed frequency a token x in the corpus. Normalized entropy measures how close a tokenizer’s vocabulary to comes to the information-theoretic limit, where all tokens become equally likely.⁵⁸

$$\eta = \frac{-1}{\log |V|} \sum_{x \in V} P(x) \ln P(x) \quad (1)$$

The Atom-wise tokenizers evaluated have vocabularies ranging from 36 tokens (MolGPT-MOSES) to 2,394 tokens (SMI-TED), yet required fewer than fifty tokens to represent the entire REALSpace dataset. In this context, lower normalized entropy partly reflects an intentional design choices to include tokens that support a broader set of rare compounds. Conversely, higher normalized entropy highlights the combinatorial explosion of tokens required by Atom-wise tokenizers. For example, Smirk uses only two tokens to represent carbon (C and c), compared to the 101 carbon tokens employed by MolFormer and SMI-TED. Importantly, a language model has no inherent understanding of relationships between tokens; any connections must be inferred from the data during training.

Currently, molecular foundation models predominantly use closed-vocabulary Atom-wise tokenization schemes, which fail to fully cover the SMILES language specification (fig. 1c). The implications of these gaps for language modeling or downstream tasks remain unexplored in the literature. Notably, existing tokenizer metrics have been designed for open-vocabulary modeling, where out-of-vocabulary tokens are not an issue. Instead, existing metrics focus on evaluating the trade-off between vocabulary size,⁵⁶ mono/multilingual performance^{49,59} or the size of a tokenizer’s training corpus.⁴⁸

To address this, we propose using n-grams as a proxy language model to directly assess the impact of a tokenizer’s vocabulary on a language model’s overall performance. N-grams are a statistical language model for estimating the likelihood of a token x_i , given the preceding $n - 1$ tokens $x_{i-n+1}, \dots, x_{i-1}$:

$$P_n(x_i | x_{i-n+1}, \dots, x_{i-1}) = \frac{C(x_{i-n+1}, \dots, x_i) + 1}{C(x_{i-n+1}, \dots, x_{i-1}) + V} \quad (2)$$

where P_n is the likelihood of x_i being the n^{th} token, C is the count of the n-gram in the training corpus, and V is the vocabulary size. Here, we have opted for add-one smoothing to

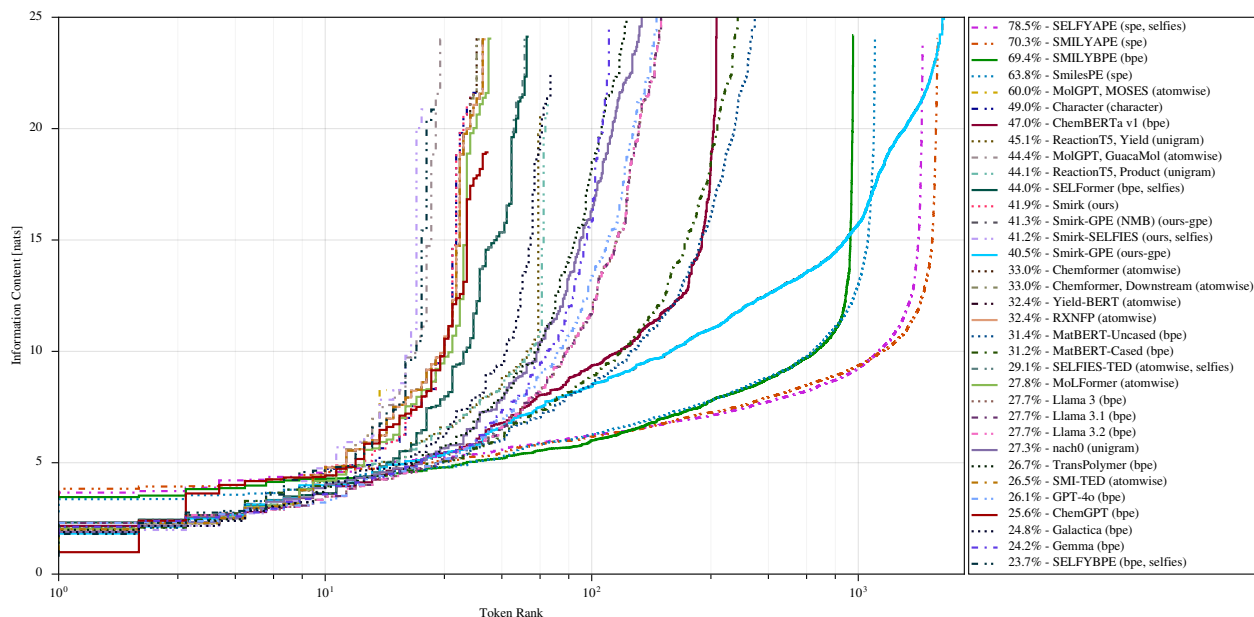


Figure 2: Information content per token for a variety of tokenizers using a corpus of 1.6B molecules from the Enamine REAL Space database.⁵¹ Tokenizers are order by their normalized entropy (eq. 1) and labeled by their tokenizer class; SELFIES tokenizers are labeled as such. The Atom-wise tokenizers all display similar token usage curves, which end around the 32nd token, reflecting the dataset’s limited diversity. Consequently, Atom-wise tokenizers generally have a low normalized entropy ($\leq 33\%$), with the sole exception of the MolGPT tokenizers; although this increase comes at the expense of lower coverage (fig. 1c). Natural language BPE tokenizers utilize more tokens, but exhibit a low normalized entropy ($\leq 30\%$) due to their larger vocabulary size. Chemistry-specific BPE tokenizers (i.e. ChemBERTa) avoid this trade-off by training a targeted vocabulary for SMILES.

gram model on the validation splits of several downstream datasets (fig. 3b). Across, the board we found a large increase in cross-entropy loss when moving from the pretraining to finetuning datasets. As shown in fig. 3c, natural language tokenizers and SPE tokenizers saw large increase in loss. As the N-gram models were not finetuned on the downstream dataset, we caution that fig. 3b is likely not representative of a finetuned language model using each tokenizer. Rather, fig. 3b measures the distributional shift from the pretraining to downstream datasets for each tokenizer. Figure 3 also does not capture the impact of unknown tokens only the ability of an N-gram model to predict the next, possibly unknown, token.

Transformer Models

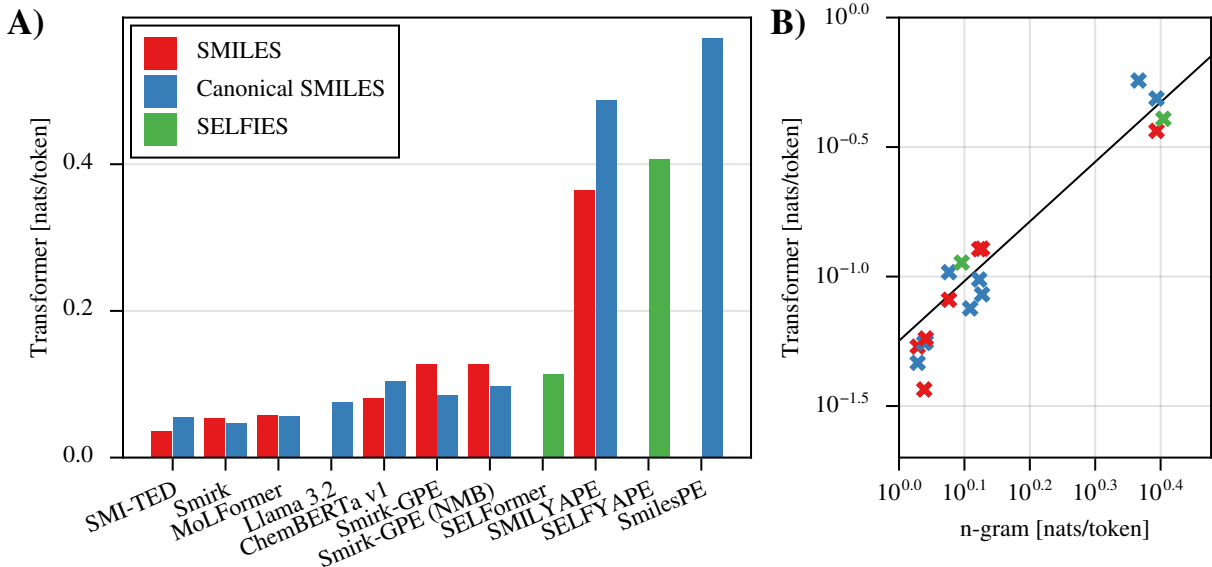


Figure 4: a Cross-entropy loss of 18 RoBERTa-style molecular foundation models labeled by the tokenizer used by the model. While not indicative of the ultimate downstream performance, cross-entropy loss indicates the degree to which the language model has learned the distribution of input molecules. b Pretraining cross entropy loss is correlated with n-gram cross-entropy loss; supporting the use of n-grams as a proxy language model for transformer-based models.

We pretrained 18 encoder-only transformer models using 11 different tokenizers and three different molecular encoding schemes using a Masked Language Modeling (MLM) objective.

The hyperparameters of the base model are detailed in table 1; we did not tune any of the listed parameters explicitly for any tokenizer. For pretraining, we used the Enamine REAL Space⁵¹ dataset split 80/10/10 into training, validation, and test splits. During training, we computed the validation cross-entropy loss every 12 optimizer steps on new set 98,304 molecules drawn from the validation split. Conversion to canonical SMILES or SELFIES was performed on-the-fly using RDkit⁶³ or the SELFIES python package;⁶⁴ with transcoding errors dropped and backfilled from the appropriate split of the full dataset. The final validation cross-entropy loss for each model is shown in fig. 4a. Additional training details are provided in the supplementary information.

Table 1: Model Parameters used to train the 18 models presented here (Base Model), as well as, the parameters used by the respective reference models. Overall, the models presented here have been trained on more molecules, but contain fewer parameters than the models for which their tokenizers were named. ‘-’: Value was not reported in the paper or in the released model configuration. †: Number of non-embedding parameters, except for SMI-TED where only the total parameter count is reported.

	This Work	SMI-TED ¹³	MoLFormer ¹⁶	APE Models ³⁷	ChemBERTa ¹⁷	SELFormer ¹⁴
Architecture	RoBERTa-PreLayerNorm	SMI-TED	RoBERTa	RoBERTa	RoBERTa	RoBERTa
Hidden Size	512	768	768	768	768	768
Intermediate Size	2048	-	768	1536	3072	3072
Attention Heads	8	12	12	12	12	4
Layers	8	12	12	6	6	12
Max Sequence Length	2048	202	202	512	514	514
Model Size [†]	25M	289M	42M	28M	42M	85M
Optimizer	FusedLamb	Lamb & Adam	FusedLamb	AdamW	AdamW	-
Dataset	REALSpace	PubChem	PubChem & ZINC	PubChem	PubChem	ChEMBL
Learning Rate	1.60E-04	1.60E-04	1.60E-04	-	-	5.00E-05
Effective Batch Size	8192	288	25,600	32	-	16
Dataset Size	245,760,000	91M	1B	1M	10M	80k

We used a fixed-effects model to evaluate the impact of tokenizer class and molecular encoding on transformer cross-entropy validation loss, with Atom-wise tokenization and SMILES encoding as the reference levels (table 2). Tokenizers were classified based on their underlying scheme, with Atom Pair Encoding and Smiles Pair Encoding tokenizers grouped into a single class (SPE). The results indicate that BPE and Smirk tokenization had a significant effect, leading to a notable reduction in cross-entropy validation loss compared to the reference tokenizer. In contrast, the choice of molecular encoding did not have a significant impact on validation loss. Using a log-likelihood ratio test, we found evidence for the fit over

the null hypothesis of no-correlation ($\lambda_{LR} = 53.1, df = 6, p = 2.3 \times 10^{-9}$). These findings are summarized in table 2.

Additionally, we used a generalized linear model with log-link to fit a power-law relationship between the per-token cross-entropy loss of the n-gram models and transformer models (fig. 4b). A log-likelihood ratio test found the fit to be significant, relative to the null hypothesis of no-correlation ($\lambda_{LR} = 40.3, df = 1, p = 4.4 \times 10^{-10}$). Providing strong evidence for the use of n-grams cross-entropy loss as a proxy metric when evaluating different tokenizers.

Table 2: Fixed-Effects Coefficients for Transformer Validation Loss based on Tokenizer Class and Molecular Encoding. Effects sizes are with respect to the Atom-wise and SMILES encoding, respectively. Negative values indicate an improvement (lower cross-entropy loss) over the baseline treatment; indicating that Smirk provides a significant improvement over existing chemistry-specific tokenization schemes. We failed to find a significant effect associated with the choice of molecular encoding.

	Coefficient	Std. Error	t	p
Intercept	0.147	0.015	9.91	$< 10^{-6}$
Tokenizer: <i>BPE</i>	-0.058	0.023	-2.54	0.0275
Tokenizer: <i>Smirk</i>	-0.103	0.029	-3.55	0.0046
Tokenizer: <i>Smirk-GPE</i>	-0.043	0.022	-1.94	0.0779
Tokenizer: <i>SPE</i>	0.306	0.023	13.40	$< 10^{-7}$
Encoding: <i>Canonical SMILES</i>	0.017	0.017	0.98	0.3482
Encoding: <i>SELFIES</i>	-0.011	0.026	-0.44	0.6685

Finetuning

We then finetuned each model on 12 regression and classification datasets from MoleculeNet.⁵² MoleculeNet is a widely used benchmark dataset of small molecules for evaluating molecular machine learning models primarily targeting drug discovery. However, as a dataset MoleculeNet’s coverage of OpenSMILES is rather limited, as evidenced by the discrepancy in coverage shown in fig. 1c. Many tokenizers achieving near-perfect coverage of MoleculeNet even while covering only a fraction of the elements.

To address this, we also finetuned models on the tmQM dataset, a benchmark dataset of

quantum mechanical properties for 108k transition metal complexes computed using density functional theory.⁵³ We transcode the provided optimized molecular geometries to SMILES strings using RDKit.⁶³ The resulting dataset covers 30 transition metal complexes and contains an abundance enhanced stereochemical centers (i.e. Octahedral centers [Co@OH1]). Consequently, existing Atom-wise tokenizers have extremely limited coverage of the dataset (fig. 1c), providing an ideal benchmark for evaluating the impact of unknown tokens. We have provided the resulting dataset and transcoding scripts as part of our data release.

Model predictions are computed by first computing an embedding vector as the final hidden state of the first token of the tokenized molecule. The embedding vector is then passed through a two-layer neural network, the task network, to extract task-specific predictions. Models were finetuned for 100,000 steps using the AdamW optimizer and a max learning rate of 1.6×10^{-4} on a single A40 GPU. For all but the QM9 models, this was far in excess of what was required to achieve convergence. All models used an effective batch size of 128, although for some combinations of dataset and model this was split across multiple micro-batches due to memory constraints. As with pretraining, molecules were transcoded on-the-fly, dropping any molecules that could not be converted. Practically, this was only a concern for the tmQM dataset, where 54% of the molecules could not be transcoded to SELFIES due to the presence of enhanced stereochemistry.

Once finetuned, we then evaluated each model on the test split using the checkpoint with the lowest validation loss (fig. 5). As regression targets spanned over three orders of magnitude, we’ve elected to report the average- R^2 metric for each model for ease of comparison. Absolute errors for each model using the MoleculeNet specified metric are reported in the supplementary information. Overall, Smirk and Smirk-GPE match the performance of models trained using tokenizers from the current state-of-the-art (SMI-TED,¹³ MoLFormer¹⁶). Notably, tokenizers with complete coverage (Smirk, Smirk-GPE, Llama and ChemBERTa) perform markedly better than those with limited coverage. Checkpoints for all finetuned models are included in the data release.

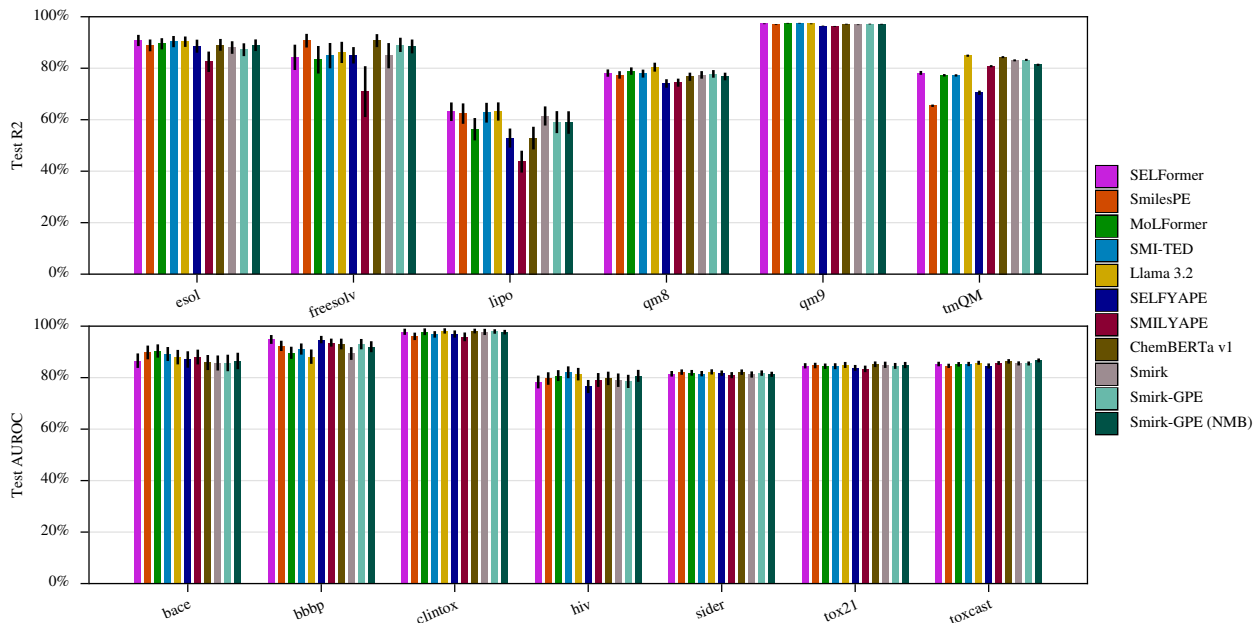


Figure 5: Finetuning results on six regression and seven classification tasks from MoleculeNet and tmQM for model trained using a range of tokenizers. Test R^2 and Area under the Receiver Operating Characteristic curve (AUROC) are reported for the regression and classification tasks, respectively. In the case of multitask regression, the average R^2 is reported. Overall, Smirk and Smirk-GPE match the performance of existing tokenizers on a range of downstream tasks. For the tmQM dataset, tokenizers with complete coverage (Smirk, Smirk-GPE, Llama and ChemBERTa) perform markedly better than those with limited coverage of OpenSMILES.

Information Loss from Unknown Tokens

We suspect complete coverage of the OpenSMILES specification is desirable for a chemistry language model. However, current models have achieved competitive performance despite lacking full support for the specification (fig. 1c). Partially, this reflects the current datasets available for chemistry models; for example, our corpus of 2.1B molecules lacks any molecules containing quadruple bonds. However, given the performance of existing models, the information lost from masking out unknown glyphs in a SMILES string may be negligible. To quantify this, we used a bidirectional character-level N-gram model as our reference tokenizer R and evaluated the KL-divergence in its predictions with and without sections of the SMILES string masked out. Specifically, we estimated the probability of a token x_i using from the joint probability of the preceding and succeeding $n - 1$ tokens:

$$B_n(x_i|x_{i-n+1}, \dots, x_{i-1}, x_{i+1}, \dots, x_{i+n-1}) \propto \frac{C(x_{i-n+1}, \dots, x_i) + 1}{C(x_{i-n+1}, \dots, x_{i-1}) + V} \times \frac{C(x_i, \dots, x_{i+n-1}) + 1}{C(x_{i+1}, \dots, x_{i+n-1}) + V} \quad (3)$$

Next, we identify the tokens $\{x_j | j \in M\}$ that would be tokenized as unknown by the tokenizer being evaluated E . By marginalizing R 's distribution of B_n over the tokens that E would tokenize as unknown, we obtain B'_n , the distribution for x_i without knowledge of the unknown tokens. The KL-divergence between B_n and B'_n is then the information lost to the unknown tokens: $D_{KL}(B_n||B'_n) = \sum B \cdot (\log B_n - \log B'_n)$. A detailed derivation of B_n and B'_n is presented in the supplementary information.

For example, a tokenizer lacking a token for oxygen (0) would tokenize C1CC0C1 as C 1 C C [UNK] C 1. Hypothetically, if oxygen were the only heterocyclic compound, no information would be lost by replacing the 0 with the [UNK] token; resulting in $B'_n = B_n$, and $D_{KL}(B_n||B) = 0$. Otherwise, $D_{KL}(B_n||B) > 0$, reflecting the increased uncertainty in the identity of the masked token. Notably, this metric reflects the information lost regarding

the identity of the unknown token, which may or may not impact predictions for downstream tasks. Here, uncertainty over the identity of 0 should result in a higher uncertainty about the molecule’s molecular weight but not the number of rings. Using a reference n-gram model and tokenizer is necessary to provide a baseline for comparison, as the tokenizer under evaluation does not have any concept of masked tokens. As a data-driven method, the reference n-gram model is limited by the distribution of the training corpus. We used a character-level 5-gram model as our reference tokenizer, as it enabled us to precisely marginalize the tokens that would be marked as unknown by the tokenizer under evaluation.

As shown in fig. 6a, information loss remains small for tokenizers with robust coverage of a dataset. For example, MoLFormer has near complete coverage of MoleculeNet scoring an average information loss of 0.01 nats/molecule on this dataset. This jumps to 40.3 nats/molecule when moving to the tmQM dataset as unknown tokens increasingly obscure critical information. Conversely, Smirk, Smirk-GPE and open-vocabulary tokenizers avoid losing information on either dataset; they reap measurable performance improvements on a challenging downstream benchmark (fig. 6b). Using Pearson’s correlation coefficient, we found a statistically significant negative correlation between 5-gram information loss and downstream performance on the tmQM dataset ($\rho = -0.752, df = 10, t = -3.223, p = 0.0121$). This highlights the practical downstream benefits of the robust coverage provided by Smirk and Smirk-GPE.

Discussion

We introduce two new tokenizers, Smirk and Smirk-GPE, for chemistry language models that can represent the entirety of the OpenSMILES specification. In contrast to prior works, Smirk splits bracketed atoms into their constituent elements, enabling full coverage with limited vocabulary (fig. 1c) Additionally, we’ve implemented a BPE variant, Smirk-GPE, capable of merging frequently co-occurring SMILES tokens into a single meta-token. While

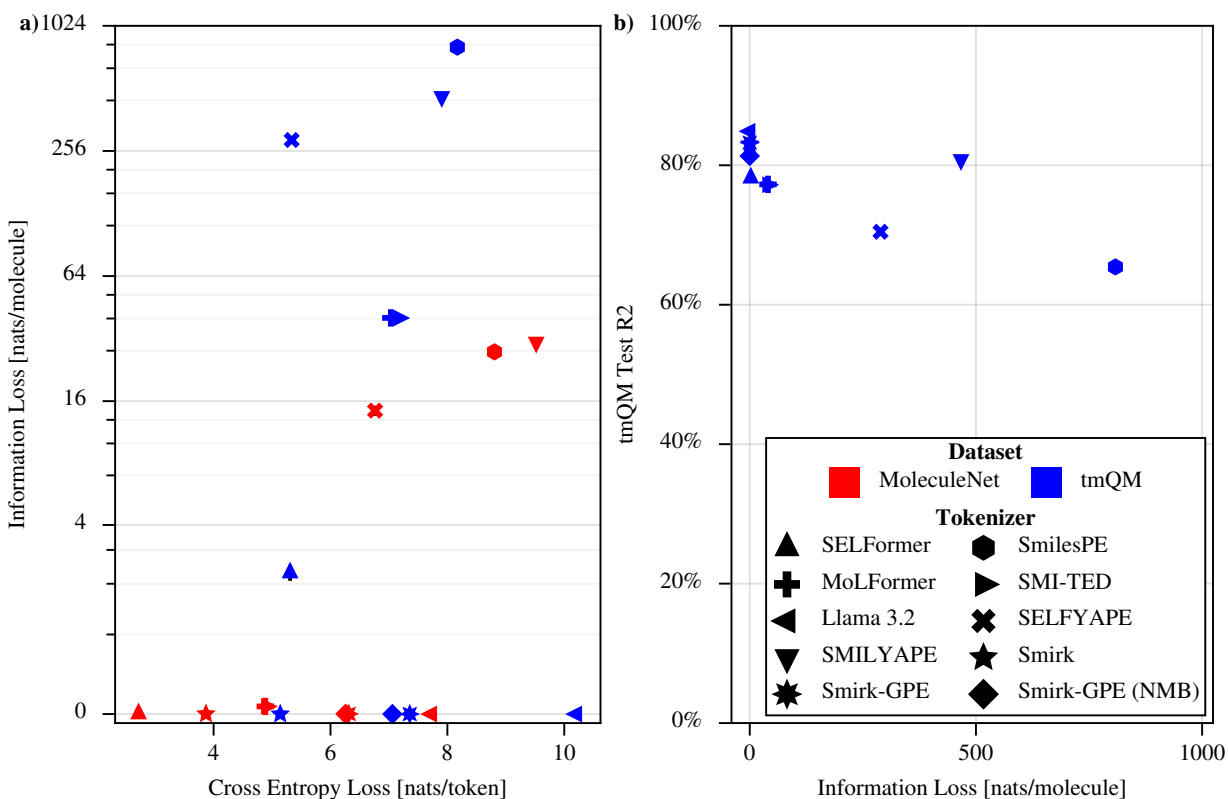


Figure 6: a) Information loss to unknown tokens vs. 5-gram cross-entropy loss on the tmQM and MoleculeNet datasets. Information loss is limited for tokenizers with robust coverage (fig. 1c), conversely Atom-wise in significant losses for Atom-wise tokenizers on tmQM. b) 5-gram information loss vs. avg- R^2 on the tmQM test set for various tokenizers. Downstream performance on tmQM suffers markedly as the information loss increases, as the unknown tokens effectively mask out critical information.

both tokenizers achieve full coverage of the OpenSMILES specification, differences between SMILES flavors can still lead to unknown tokens. For example, the MoleculeNet’s HIV benchmark includes OCc1cc[te]c1, despite [te] not being a valid aromatic symbol. However, the overall information loss from unknown tokens remains negligible, as [te] was the sole ambiguity in our corpus of 1.6B molecules. Ongoing efforts to standardize the SMILES language could help clarify and eliminate these ambiguities.^{65,66}

We introduced the use of n-grams as a proxy language model for a transformer-based model, which allows us to assess the impact of a tokenizer’s particular vocabulary directly. As noted by prior works, establishing a causal link between tokenizer metrics and model performance remains an immensely expensive task.^{48,49,56} N-gram language models can serve as an intermediate step between intrinsic metrics and extrinsic evaluations. While, n-grams have largely been replaced by neural and transformer-based language models;²⁹ however, their lack of hyperparameters makes them ideal as a minimally intrusive baseline language model. Using n-grams as a proxy language model, we have quantified the potential impact of unknown tokens on model performance (fig. 6). The information loss for a particular molecule can be large (fig. 6a). However, due to the rarity of unknown tokens, the impact on downstream performance remains small for most tokenizers (fig. 6).

Finally, we pretrained eighteen Roberta-style molecular foundation models and finetuned them on 13 downstream benchmark datasets. We found strong evidence for a correlation between n-gram and transformer cross-entropy loss (fig. 4b). For many downstream tasks, the choice of tokenizer appears to be negligible, consistent with all tokenizers having robust coverage of MoleculeNet (fig. 1c) and highlighting the limitations of extrinsic tokenizer evaluations. However, performance suffered markedly on downstream task when using tokenizers with limited coverage of the dataset (fig. 5). As a single-point evaluation, our analysis may underestimate the performance that could be achieved with additional hyperparameter tuning.

Regardless, we argue that eliminating unknown tokens is a desirable property for a tok-

enizer and have demonstrated that Smirk performs nearly identically to existing chemistry-specific tokenizers (figs. 2 and 5). We have neglected the core questions of whether a chemistry-specific tokenizer is necessary or if general-purpose tokenizers are sufficient. Xu et al. achieved state-of-the-art performance for polymer property prediction, using a pre-trained tokenizer developed for natural language processing.^{11,15} Sagawa and Kojima’s unigram tokenizer displays similar performance and is capable of open-vocabulary modeling, provided an expanded starting alphabet is used (fig. 1c). Our results suggest that chemistry-specific tokenizers may result in more robust models (fig. 3b), but not necessarily higher performance (figs. 3a and 5). Atom-wise tokenization does improve interpretability by allowing researchers to prob the interatomic attention maps directly²² and avoids the risk of generation artifacts⁶⁷ from splitting an element symbol across multiple tokens. Smirk expands on this by allowing researchers to directly manipulate the rich information encoded within bracketed atoms while eliminating the risk of out-of-vocabulary tokens.

Ultimately, molecular foundation models must deliver reliable and accurate predictions across the entire molecular design space. Current, chemistry language models^{13,16,18,19,22,31,32,35–38} employ tokenizers that inadvertently mask out entire atoms, triggering a potentially significant loss of information (fig. 6a). This risk is not purely theoretical, cisplatin (fig. 1b) is an effective chemotherapy drug, but its isomer is not.⁶⁸ Omitting the chiral marker both implies a tetrahedral – instead of square planar – geometry, and eliminates medical relevant stereochemistry. More broadly, coordination complexes, including the cis-[CoCl₂(en)₂]⁺ and trans-[CoCl₂(en)₂]⁺ complexes that lead the development of coordination chemistry.⁶⁹ Bracketed atoms are found in the SMILES encodings for Vitamin B12, Tricalcium Sillicate (component of cement), Amoxicillin (antibiotic), Diammonium Phosphate (fertilizer) Vaska’s Complex (homogenous catalyst),⁷⁰ 18F-Flurodeoxyglucose (radiotracer used for cancer detection).⁷¹ A foundation model for chemistry must encode the entire breath of chemical space or risk obscuring critical features. Mitigating this risk demands transitioning to tokenizers capable of encoding the entirety of chemical space. Smirk – and numerous other open-vocabulary

tokenizers^{11,72-74} – meet this threshold, are permissively licensed and well documented. The impact on model performance appears negligible, with clear advantages to robustness and interpretability.

Code and Data Availability

The code and data for this paper are currently under review and will be made available upon acceptance at the locations listed.

The source code for Smirk is openly available at <https://github.com/BattModels/Smirk>, along with example notebooks demonstrating the tokenizer’s use with common training frameworks. All material presented in this paper, including source code, data, and n-gram models, are openly available on Zenodo at doi:10.5281/zenodo.13761263.

Acknowledgement

The authors acknowledge support from the Los Alamos National Laboratory. This research was supported in part through computational resources and services provided by Advanced Research Computing at the University of Michigan, Ann Arbor. This work used the Delta system at National Center for Supercomputing Applications through allocation CTS180061 from the Advanced Cyberinfrastructure Coordination Ecosystem: Services & Support (ACCESS) program, which is supported by U.S. National Science Foundation grants #2138259, #2138286, #2138307, #2137603, and #2138296. Additionally, AW is grateful for the support of Meta’s AR/AV Battery Research Fellowship. AB is supported by a Catalyst grant from the Michigan Institute for Computational Discovery and Engineering at the University of Michigan.

References

- (1) Annevelink, E. et al. AutoMat: Automated Materials Discovery for Electrochemical Systems. *MRS Bulletin* **2022**, *47*, 1036–1044.
- (2) Pyzer-Knapp, E. O.; Pitera, J. W.; Staar, P. W. J.; Takeda, S.; Laino, T.; Sanders, D. P.; Sexton, J.; Smith, J. R.; Curioni, A. Accelerating Materials Discovery Using Artificial Intelligence, High Performance Computing and Robotics. *npj Computational Materials* **2022**, *8*, 84.
- (3) Zeng, X.; Xiang, H.; Yu, L.; Wang, J.; Li, K.; Nussinov, R.; Cheng, F. Accurate Prediction of Molecular Properties and Drug Targets Using a Self-Supervised Image Representation Learning Framework. *Nature Machine Intelligence* **2022**, *4*, 1004–1016.
- (4) Schapin, N.; Majewski, M.; Varela-Rial, A.; Arroniz, C.; Fabritiis, G. D. Machine Learning Small Molecule Properties in Drug Discovery. *Artificial Intelligence Chemistry* **2023**, *1*, 100020.
- (5) Mistry, A.; Franco, A. A.; Cooper, S. J.; Roberts, S. A.; Viswanathan, V. How Machine Learning Will Revolutionize Electrochemical Sciences. *ACS Energy Letters* **2021**, 1422–1431.
- (6) Zhu, S.; Nguyen, B. H.; Xia, Y.; Frost, K.; Xie, S.; Viswanathan, V.; Smith, J. A. Improved Environmental Chemistry Property Prediction of Molecules with Graph Machine Learning. *Green Chemistry* **2023**, *25*, 6612–6617.
- (7) Batzner, S.; Musaelian, A.; Sun, L.; Geiger, M.; Mailoa, J. P.; Kornbluth, M.; Molinari, N.; Smidt, T. E.; Kozinsky, B. E(3)-Equivariant Graph Neural Networks for Data-Efficient and Accurate Interatomic Potentials. *Nature Communications* **2022**, *13*, 2453.
- (8) Zhang, Y.; Bier, I.; Viswanathan, V. Predicting Electrolyte Conductivity Directly from Molecular-Level Interactions. *ACS Energy Letters* **2022**, *7*, 4061–4070.

- (9) Phuthi, M. K.; Yao, A. M.; Batzner, S.; Musaelian, A.; Guan, P.; Kozinsky, B.; Cubuk, E. D.; Viswanathan, V. Accurate Surface and Finite-Temperature Bulk Properties of Lithium Metal at Large Scales Using Machine Learning Interaction Potentials. *ACS Omega* **2024**, *9*, 10904–10912.
- (10) Vaswani, A.; Shazeer, N.; Parmar, N.; Uszkoreit, J.; Jones, L.; Gomez, A. N.; Kaiser, L.; Polosukhin, I. Attention Is All You Need. *arXiv:1706.03762 [cs]* **2017**,
- (11) Liu, Y.; Ott, M.; Goyal, N.; Du, J.; Joshi, M.; Chen, D.; Levy, O.; Lewis, M.; Zettlemoyer, L.; Stoyanov, V. RoBERTa: A Robustly Optimized BERT Pretraining Approach. **2019**,
- (12) Brown, T. et al. Language Models Are Few-Shot Learners. *Advances in Neural Information Processing Systems*. 2020; pp 1877–1901.
- (13) Soares, E.; Shirasuna, V.; Brazil, E. V.; Cerqueira, R.; Zubarev, D.; Schmidt, K. A Large Encoder-Decoder Family of Foundation Models For Chemical Language. 2024.
- (14) Yüksel, A.; Ulusoy, E.; Ünlü, A.; Doğan, T. SELFormer: Molecular Representation Learning via SELFIES Language Models. *Machine Learning: Science and Technology* **2023**, *4*, 025035.
- (15) Xu, C.; Wang, Y.; Barati Farimani, A. TransPolymer: A Transformer-based Language Model for Polymer Property Predictions. *npj Computational Materials* **2023**, *9*, 1–14.
- (16) Ross, J.; Belgodere, B.; Chenthamarakshan, V.; Padhi, I.; Mroueh, Y.; Das, P. Large-Scale Chemical Language Representations Capture Molecular Structure and Properties. *Nature Machine Intelligence* **2022**, *4*, 1256–1264.
- (17) Chithrananda, S.; Grand, G.; Ramsundar, B. ChemBERTa: Large-Scale Self-Supervised Pretraining for Molecular Property Prediction. 2020.

- (18) Bagal, V.; Aggarwal, R.; Vinod, P. K.; Priyakumar, U. D. MolGPT: Molecular Generation Using a Transformer-Decoder Model. *Journal of Chemical Information and Modeling* **2022**, *62*, 2064–2076.
- (19) Schwaller, P.; Laino, T.; Gaudin, T.; Bolgar, P.; Hunter, C. A.; Bekas, C.; Lee, A. A. Molecular Transformer: A Model for Uncertainty-Calibrated Chemical Reaction Prediction. *ACS Central Science* **2019**, *5*, 1572–1583.
- (20) Bran, A. M.; Cox, S.; White, A. D.; Schwaller, P. ChemCrow: Augmenting Large-Language Models with Chemistry Tools. 2023.
- (21) Sagawa, T.; Kojima, R. ReactionT5: A Large-Scale Pre-Trained Model towards Application of Limited Reaction Data. 2023.
- (22) Schwaller, P.; Probst, D.; Vaucher, A. C.; Nair, V. H.; Kreutter, D.; Laino, T.; Raymond, J.-L. Mapping the Space of Chemical Reactions Using Attention-Based Neural Networks. *Nature Machine Intelligence* **2021**, *3*, 144–152.
- (23) Weininger, D. SMILES, a Chemical Language and Information System. 1. Introduction to Methodology and Encoding Rules. *Journal of Chemical Information and Computer Sciences* **1988**, *28*, 31–36.
- (24) Ali, M. et al. Tokenizer Choice For LLM Training: Negligible or Crucial? 2024.
- (25) Gage, P. A New Algorithm for Data Compression. *C Users J.* **1994**, *12*, 23–38.
- (26) Sennrich, R.; Haddow, B.; Birch, A. Neural Machine Translation of Rare Words with Subword Units. 2016.
- (27) Kudo, T.; Richardson, J. SentencePiece: A Simple and Language Independent Subword Tokenizer and Detokenizer for Neural Text Processing. Proceedings of the 2018 Conference on Empirical Methods in Natural Language Processing: System Demonstrations. Brussels, Belgium, 2018; pp 66–71.

- (28) Kudo, T. Subword Regularization: Improving Neural Network Translation Models with Multiple Subword Candidates. Proceedings of the 56th Annual Meeting of the Association for Computational Linguistics (Volume 1: Long Papers). Melbourne, Australia, 2018; pp 66–75.
- (29) Mielke, S. J.; Alyafeai, Z.; Salesky, E.; Raffel, C.; Dey, M.; Gallé, M.; Raja, A.; Si, C.; Lee, W. Y.; Sagot, B.; Tan, S. Between Words and Characters: A Brief History of Open-Vocabulary Modeling and Tokenization in NLP. 2021.
- (30) Schuster, M.; Nakajima, K. Japanese and Korean Voice Search. ICASSP 2012 - 2012 IEEE International Conference on Acoustics, Speech and Signal Processing. Kyoto, Japan, 2012; pp 5149–5152.
- (31) Schwaller, P.; Vaucher, A. C.; Laino, T.; Reymond, J.-L. Prediction of Chemical Reaction Yields Using Deep Learning. *Machine Learning: Science and Technology* **2021**, *2*, 015016.
- (32) Irwin, R.; Dimitriadis, S.; He, J.; Bjerrum, E. J. Chemformer: A Pre-Trained Transformer for Computational Chemistry. *Machine Learning: Science and Technology* **2022**, *3*, 015022.
- (33) Bagal, V.; Aggarwal, R. Devalab/Molgpt. 2023.
- (34) Schwaller, P.; Gaudin, T.; Lányi, D.; Bekas, C.; Laino, T. “Found in Translation”: Predicting Outcomes of Complex Organic Chemistry Reactions Using Neural Sequence-to-Sequence Models. *Chemical Science* **2018**, *9*, 6091–6098.
- (35) Li, X.; Fourches, D. SMILES Pair Encoding: A Data-Driven Substructure Tokenization Algorithm for Deep Learning. *Journal of Chemical Information and Modeling* **2021**, *61*, 1560–1569.

- (36) Ahmad, W.; Simon, E.; Chithrananda, S.; Grand, G.; Ramsundar, B. ChemBERTa-2: Towards Chemical Foundation Models. 2022.
- (37) Leon, M.; Perezhohin, Y.; Peres, F.; Popovič, A.; Castelli, M. Comparing SMILES and SELFIES Tokenization for Enhanced Chemical Language Modeling. *Scientific Reports* **2024**, *14*, 25016.
- (38) Tu, Z.; Coley, C. W. Permutation Invariant Graph-to-Sequence Model for Template-Free Retrosynthesis and Reaction Prediction. *Journal of Chemical Information and Modeling* **2022**, *62*, 3503–3513.
- (39) Cao, Z.; Magar, R.; Wang, Y.; Barati Farimani, A. MOFormer: Self-Supervised Transformer Model for Metal–Organic Framework Property Prediction. *Journal of the American Chemical Society* **2023**, *145*, 2958–2967.
- (40) Ramsundar, B.; Eastman, P.; Walters, P.; Pande, V. *Deep Learning for the Life Sciences: Applying Deep Learning to Genomics, Microscopy, Drug Discovery and More*, first edition ed.; O’Reilly Media: Sebastopol, CA, 2019.
- (41) Priyadarsini, I.; Takeda, S.; Hamada, L.; Brazil, E. V.; Soares, E.; Shinohara, H. SELF-BART : A Transformer-based Molecular Representation Model Using SELFIES. 2024.
- (42) Raffel, C.; Shazeer, N.; Roberts, A.; Lee, K.; Narang, S.; Matena, M.; Zhou, Y.; Li, W.; Liu, P. J. Exploring the Limits of Transfer Learning with a Unified Text-to-Text Transformer. 2023.
- (43) Kearnes, S. M.; Maser, M. R.; Wlekliniski, M.; Kast, A.; Doyle, A. G.; Dreher, S. D.; Hawkins, J. M.; Jensen, K. F.; Coley, C. W. The Open Reaction Database. *Journal of the American Chemical Society* **2021**, *143*, 18820–18826.
- (44) Irwin, J. J.; Tang, K. G.; Young, J.; Dandarchuluun, C.; Wong, B. R.; Khurelbaatar, M.; Moroz, Y. S.; Mayfield, J.; Sayle, R. A. ZINC20—A Free Ultralarge-Scale Chemical

- Database for Ligand Discovery. *Journal of Chemical Information and Modeling* **2020**, *60*, 6065–6073.
- (45) Krenn, M.; Häse, F.; Nigam, A.; Friederich, P.; Aspuru-Guzik, A. Self-Referencing Embedded Strings (SELFIES): A 100% Robust Molecular String Representation. *Machine Learning: Science and Technology* **2020**, *1*, 045024.
- (46) Craig A. James, OpenSMILES. 2016.
- (47) Huggingface/Tokenizers: Fast State-of-the-Art Tokenizers Optimized for Research and Production. 2024.
- (48) Goldman, O.; Caciularu, A.; Eyal, M.; Cao, K.; Szpektor, I.; Tsarfaty, R. Unpacking Tokenization: Evaluating Text Compression and Its Correlation with Model Performance. 2024.
- (49) Rust, P.; Pfeiffer, J.; Vulić, I.; Ruder, S.; Gurevych, I. How Good Is Your Tokenizer? On the Monolingual Performance of Multilingual Language Models. Proceedings of the 59th Annual Meeting of the Association for Computational Linguistics and the 11th International Joint Conference on Natural Language Processing (Volume 1: Long Papers). Online, 2021; pp 3118–3135.
- (50) OpenAI, Openai/Tiktoken. OpenAI, 2024.
- (51) Enamine Ltd., REAL Space. 2024.
- (52) Wu, Z.; Ramsundar, B.; Feinberg, E. N.; Gomes, J.; Geniesse, C.; Pappu, A. S.; Leswing, K.; Pande, V. MoleculeNet: A Benchmark for Molecular Machine Learning. 2018.
- (53) Balcells, D.; Skjelstad, B. B. tmQM Dataset—Quantum Geometries and Properties of 86k Transition Metal Complexes. *Journal of Chemical Information and Modeling* **2020**, *60*, 6135–6146.

- (54) Batsuren, K.; Vylomova, E.; Dankers, V.; Delgerbaatar, T.; Uzan, O.; Pinter, Y.; Bella, G. Evaluating Subword Tokenization: Alien Subword Composition and OOV Generalization Challenge. 2024.
- (55) Judit Ács, Exploring BERT’s Vocabulary. 2019.
- (56) Gowda, T.; May, J. Finding the Optimal Vocabulary Size for Neural Machine Translation. Findings of the Association for Computational Linguistics: EMNLP 2020. Online, 2020; pp 3955–3964.
- (57) Cherry, C.; Foster, G.; Bapna, A.; Firat, O.; Macherey, W. Revisiting Character-Based Neural Machine Translation with Capacity and Compression. Proceedings of the 2018 Conference on Empirical Methods in Natural Language Processing. Brussels, Belgium, 2018; pp 4295–4305.
- (58) Shannon, C. E. A Mathematical Theory of Communication.
- (59) Workshop, B. et al. BLOOM: A 176B-Parameter Open-Access Multilingual Language Model. 2023.
- (60) Jurafsky, D.; Martin, J. H. *Speech and Language Processing: An Introduction to Natural Language Processing, Computational Linguistics, and Speech Recognition with Language Models*, 3rd ed.; 2024.
- (61) Devlin, J.; Chang, M.-W.; Lee, K.; Toutanova, K. BERT: Pre-training of Deep Bidirectional Transformers for Language Understanding. 2019.
- (62) Shannon, C. E. In *Claude E. Shannon: Collected Papers*; Sloane, N. J. A., Wyner, A. D., Eds.; Wiley-IEEE Press, 1993; pp 194–208.
- (63) Greg Landrum, RDKit: Open-source Cheminformatics. 2024.

- (64) Lo, A.; Pollice, R.; Nigam, A.; White, A. D.; Krenn, M.; Aspuru-Guzik, A. Recent Advances in the Self-Referencing Embedded Strings (SELFIES) Library. *Digital Discovery* **2023**, *2*, 897–908.
- (65) Apodaca, R. Balsa: A Compact Line Notation Based on SMILES. 2022.
- (66) Vincent F Scalfani, IUPAC SMILES+ Specification.
- (67) Scott Lundberg,; Marco Tulio Ribeiro, Prompt Boundaries and Token Healing. https://guidance.readthedocs.io/en/latest/example_notebooks/art_of_prompt_design/prompt_boundaries/ 2023.
- (68) Ghosh, S. Cisplatin: The First Metal Based Anticancer Drug. *Bioorganic Chemistry* **2019**, *88*, 102925.
- (69) Kauffman, G. B., Ed. *Werner Centennial; Advances in Chemistry; AMERICAN CHEMICAL SOCIETY: WASHINGTON, D.C., 1967; Vol. 62.*
- (70) Vaska, L.; DiLuzio, J. W. Carbonyl and Hydrido-Carbonyl Complexes of Iridium by Reaction with Alcohols. Hydrido Complexes by Reaction with Acid. *Journal of the American Chemical Society* **1961**, *83*, 2784–2785.
- (71) Scott, P., Kilbourn, M., Eds. *Handbook of Radiopharmaceuticals: Methodology and Applications*, 1st ed.; Wiley, 2020.
- (72) Dubey, A. et al. The Llama 3 Herd of Models. 2024.
- (73) OpenAI, et al. GPT-4 Technical Report. 2024.
- (74) Team, G. et al. Gemma: Open Models Based on Gemini Research and Technology. 2024.

TOC Graphic

