

# Capability of Cosmic Gravitational Focusing on Identifying the Neutrino Mass Ordering

Shao-Feng Ge <sup>\*1,2</sup> and Liang Tan <sup>†1,2</sup>

<sup>1</sup>Tsung-Dao Lee Institute & School of Physics and Astronomy, Shanghai Jiao Tong University, Shanghai 200240, China

<sup>2</sup>Key Laboratory for Particle Astrophysics and Cosmology (MOE) & Shanghai Key Laboratory for Particle Physics and Cosmology, Shanghai Jiao Tong University, Shanghai 200240, China

September 26, 2024

## Abstract

The cosmic gravitational focusing (CGF) of relic neutrinos can provide an independent measurement of the absolute neutrino masses  $m_i$  with fourth-power dependence ( $m_i^4$ ). We demonstrate in this paper for the first time how this can help identifying the neutrino mass ordering (NMO). Upon incorporating the projected CGF sensitivity at DESI, the preference for the normal ordering (NO) with a prior  $\sum m_i > 0.059$  eV would increase from the original 89.9% of the current clustering method with both DESI BAO and CMB to 98.2% while the inverted ordering (IO) is further disfavored from 10.1% to 1.8%. We also show how this can affect the prospects of the neutrinoless double beta decay and single beta decay measurements.

---

\*gesf@sjtu.edu.cn

†tanliang@sjtu.edu.cn

# 1. Introduction

The neutrino oscillation [1, 2] is the first experimentally verified new physics beyond the Standard Model of particle physics [3–5]. The neutrino oscillation experiments are sensitive to the neutrino mass squared differences  $\Delta m_{ij}^2 \equiv m_i^2 - m_j^2$ . The current global fit gives the atmospheric mass squared difference  $|\Delta m_a^2 \equiv \Delta m_{31}^2| \approx 2.517 \times 10^{-3} \text{ eV}^2$  and the solar mass squared difference  $\Delta m_s^2 \equiv \Delta m_{21}^2 \approx 7.42 \times 10^{-5} \text{ eV}^2$  [6]. However, the absolute neutrino mass and mass ordering (the sign of  $\Delta m_{31}^2$ ) are unknown, leaving the two cases of normal ordering (NO)  $\Delta m_{31}^2 > 0$  and inverted ordering (IO)  $\Delta m_{31}^2 < 0$  to be determined. The current neutrino oscillation global fit has excluded IO by  $2 \sim 2.7\sigma$  [6–8]. The JUNO experiment aims to exclude the IO by nearly  $3\sigma$  with 6 years of running [9, 10] and can further improve to  $4\sigma$  if including atmospheric neutrino oscillation [11].

The neutrino mass ordering (NMO) is important for the single and neutrinoless double beta decays. The single beta decay experiments can measure the absolute neutrino mass through its spectrum around the endpoint with a dependence on the combination  $m_\beta \equiv \sum |U_{ei}|^2 m_i$  where  $U_{ei}$  are the PMNS matrix elements [12]. The current KATRIN bound is  $m_\beta < 0.45 \text{ eV}$  [13, 14] with the near-future target of  $m_\beta < 0.2 \text{ eV}$  [15]. The future Project 8 is expected to touch the bottom of the NO prediction around  $0.04 \text{ eV}$  [16]. If neutrinos are the Majorana type, the neutrinoless double beta decay ( $0\nu\beta\beta$ ) may occur whose reaction rate depends on the effective mass  $m_{\beta\beta} \equiv \sum U_{ei}^2 m_i$ . The current experiments KamLAND-Zen [17] and GERDA [18] constrain  $m_{\beta\beta}$  to be less than  $(36 \sim 156) \text{ meV}$  and  $(79 \sim 180) \text{ meV}$ , respectively. A future proposed experiment aims to reach  $m_{\beta\beta} = (18.4 \pm 1.3) \text{ meV}$  [19].

Comparing with these underground experiments, the cosmological observations based on the matter clustering effects [20–23] can provide a more sensitive measurement of the absolute neutrino mass and mass ordering [24, 25]. The current cosmology data favors NO over IO [26–28], given a physical prior  $\sum m_i > 0.059 \text{ eV}$ . There are also tries of extending the analysis to the unphysical region  $\sum m_i < 0$  of negative neutrino masses [29–31]<sup>1</sup>. More advanced analysis with late-time background probes can be found in [32, 33]. The over-stringent cosmic neutrino mass constraint might arise from the CMB lensing anomaly [34–38]. Or it can be alleviated by dynamical dark energy [39–43], DM long-range force [29], and neutrino dark matter interaction [44]. In addition, it is widely explored to weaken the cosmological neutrino mass constraint in other new physics scenarios, such as primordial non-Gaussian [45], modified gravity [46], time varying neutrino mass [47], neutrino non-thermal distribution [48, 49], neutrino decay [50–54], neutrino annihilation [55], and neutrino self-interaction [56].

Since the neutrino effect on the cosmic matter clustering arises from their contributions

---

<sup>1</sup>Note that the quantity of SM matter that enters the general relativity (GR) is the energy momentum tensor  $T^{\mu\nu}$ . Only in the non-relativistic limit that the neutrino energy ( $\sim T^{00}$ ) reduces to the absolute value of the neutrino mass. Although the fermion mass can indeed be negative by chiral rephasing, the one probed by GR and hence cosmology is its absolute value. For example,  $E_\nu \approx |m_\nu| + m_\nu^2/2p_\nu$ . The negative mass scenario is actually a negative energy one.

to the cosmic energy density that are dominated by the neutrino masses after entering the non-relativistic regime, what these matter clustering effects can probe is the total sum of the neutrino masses  $\sum m_i$ . For comparison, the CGF effect [57] that uses the relative velocity and gravitational attraction [58–63] between the cosmic neutrino fluid (C $\nu$ F) and dark matter (DM) halos, is sensitivity to the forth power of the neutrino masses  $m_i^4$  [57, 61]. This provides a complementary approach in cosmology to measure the neutrino masses [57].

Although the projected CGF sensitivity on the absolute neutrino mass measurement has been detailed in [57], its capability of distinguishing the two NMOs has not been elaborated yet. Sec. 2 evaluates the relative probabilities of the two NMOs' with both the usual matter clustering method and its CGF counterpart. Sec. 3 further studies its effect on the terrestrial experiments of single and neutrinoless double beta decays. Our conclusions can be found in Sec. 4.

## 2. Cosmological Measurements of the Neutrino Mass Ordering

The existing cosmological measurements of neutrino masses based on the matter clustering suppression take the observations of the cosmic microwave background (CMB) and large scale structure (LSS). In both phenomena, the neutrino effect on the matter clustering is mainly contributed by its energy density which is effectively the neutrino mass in the non-relativistic regime. As detailed in [57], the CGF effect is intrinsically different from the matter clustering method. Due to the gravitational focusing sourced by the DM halos, the C $\nu$ F develops a density dipole. With larger mass, the neutrino deflection in the gravitational potential increases much faster than linear response. For non-relativistic neutrinos, the density dipole receives a fourth-power dependence  $m_i^4$  on the neutrino masses  $m_i$ . The CGF effect is truly a complementary method than the existing CMB and LSS measurements. Since CGF can have a comparable sensitivity for the neutrino mass measurement, one may expect the same happens for the NMO determination.

Sec. 2.1 briefly discusses the NMO measurement from the newly released DESI baryonic acoustic oscillation (BAO) data and the existing CMB data from Planck [25]. For comparison, the projected sensitivity with only CGF is elaborated in Sec. 2.2 while its combination with the matter clustering methods can be found in Sec. 2.3.

### 2.1. Matter Clustering Methods

Currently, cosmological observation is the most stringent way to constrain the absolute neutrino mass. Combining the recent first year DESI data release of its BAO observation and the previous CMB data mainly from Planck, the upper limit on the neutrino mass sum can reach  $\sum m_i < 0.072$  eV at 95% C.L. for a positive mass sum  $\sum m_i > 0$  prior [25]. If a more physical prior

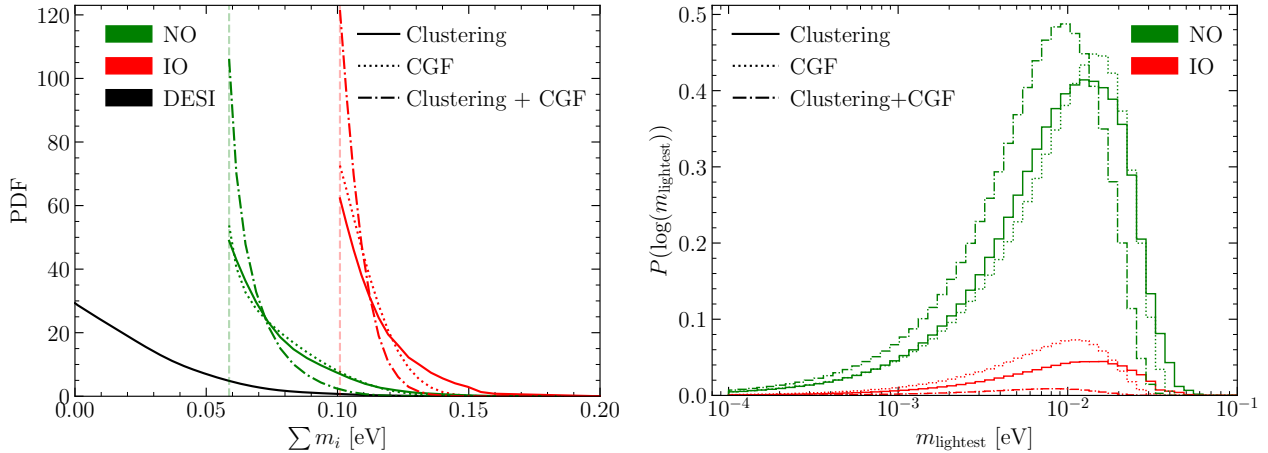


Fig. 1: **Left:** The probability density function (PDF) from the clustering method with the DESI BAO data and the previous CMB observations is shown as black solid line [25]. The results by imposing NO and IO are shown with green solid and red solid lines, respectively. For comparison, the PDFs of CGF and its combination with the clustering method are also shown as dotted and dash-dotted lines, respectively. The vertical dashed lines at 0.059 eV and 0.101 eV represent the minimum mass sum for NO (green) and IO (red). **Right:** The distribution of the lightest neutrino mass sampled for NO (green) and IO (red) from the neutrino mass sum PDF from the clustering method (solid), CGF (dotted), and their combination (solid-dotted).

is considered,  $\sum m_i > 0.059$  (0.101) eV for NO (IO), the 95% C.L. is  $\sum m_i < 0.113$  (0.145) eV. With full data collection, DESI aims to achieve a sensitivity of  $\sigma_\Sigma = 30$  meV [64]. We would take the existing measurements as input for the following analysis in this section.

The probability density function (PDF) for the neutrino mass sum  $P(\sum m_i)$ , extracted from the DESI BAO data [25], is plotted as the black line in Fig. 1. To make it directly usable, we have normalized this PDF to 1,  $\int_0^\infty P(\sum m_i) d(\sum m_i) = 1$ , in the physical range  $\sum m_i > 0$ . The original PDF variable, namely the mass sum  $\sum m_i$ , can be replaced by the lightest neutrino mass  $m_1$  ( $m_3$ ) for NO (IO), respectively,

$$\Sigma_{\text{NO}} \equiv m_1 + \sqrt{m_1^2 + m_s^2} + \sqrt{m_1^2 + m_a^2}, \quad (2.1a)$$

$$\Sigma_{\text{IO}} \equiv m_3 + \sqrt{m_3^2 + m_a^2} + \sqrt{m_3^2 + m_a^2 + m_s^2}. \quad (2.1b)$$

Correspondingly, the neutrino mass PDF becomes,

$$P_{\text{NO}}(m_1) \propto P(\Sigma_{\text{NO}}) \frac{d\Sigma_{\text{NO}}}{dm_1}, \quad \text{and} \quad P_{\text{IO}}(m_3) \propto P(\Sigma_{\text{IO}}) \frac{d\Sigma_{\text{IO}}}{dm_3}, \quad (2.2)$$

according to the Jacobian rule. After variable transformation, the original physical region  $\sum m_i > 0$  can no longer be fully filled. It is then necessary to re-normalize the transformed PDF's to 1,  $\int_0^\infty dm_1 P_{\text{NO}}(m_1) = 1$  and  $\int_0^\infty dm_3 P_{\text{IO}}(m_3) = 1$ . The normalized  $P(\Sigma_{\text{NO}})$  and  $P(\Sigma_{\text{IO}})$  are shown as green and red solid lines in the left panel of Fig. 1, respectively, for direct comparison with the original PDF (black solid).

With two options or values, the NMO should be described by a discrete variable. The probability of a particular mass ordering should be represented by the corresponding relative

chance [26, 65],

$$P_{\text{NO/IO}} \equiv \frac{\int dm_{1/3}(d\Sigma_{\text{NO/IO}}/dm_{1/3})P(\Sigma_{\text{NO/IO}})}{\int dm_1(d\Sigma_{\text{NO}}/dm_1)P(\Sigma_{\text{NO}}) + \int dm_3(d\Sigma_{\text{IO}}/dm_3)P(\Sigma_{\text{IO}})}. \quad (2.3)$$

With this definition, the two probabilities sum up to 100%,  $P_{\text{NO}} + P_{\text{IO}} = 1$ . Combining the original PDF  $P(\sum m_\nu)$  (the black line in Fig. 1) from the DESI BAO and the previous CMB data [25] with the measured neutrino mass squared differences from the terrestrial oscillation experiments [12, 66, 67] gives,

$$P_{\text{NO,DESI}} \approx 89.9\%, \quad \text{and} \quad P_{\text{IO,DESI}} \approx 10.1\%. \quad (2.4)$$

This indicates a  $1.64\sigma$  preference of NO [25], Here we assume that the neutrino oscillation experiments have already fixed the mass squared differences and neglect their uncertainties for simplicity. With the PDFs from clustering (solid) in Fig. 1 and the relative probabilities in Eq. (2.4), the lightest neutrino mass distributions  $P_{\text{NO}}(\log(m_1))$  and  $P_{\text{IO}}(\log(m_3))$  for NO (green) and IO (red), are sampled in the right panel of Fig. 1, The maximum probability emerges near  $m_{\text{lightest}} \approx 0.01$  eV for both NO and IO.

## 2.2. Cosmic Gravitational Focusing

In addition to the matter clustering method discussed in Sec. 2.1, CGF can give another independent cosmological way of measuring the neutrino mass. The CGF effect arises from the gravitational attraction and relative velocity between the  $C\nu\text{F}$  and DM halo. The combined effect focuses the neutrinos downstream and induces a dipole density distribution to be traced by the galaxy cross-correlation functions [57, 58]. Actually, the relative velocity arises from the non-linear evolution of gravity and it manifests in the three-point (3pt) correlation functions [62]. So the CGF effect can be evaluated as the squeezed limit of the 3pt correlation functions [57]. In this section, we further show explicitly that CGF can significantly improve the measurement of the NMO.

The signal of CGF is defined as the imaginary part of the galaxy cross-correlation function in the wave-number space with fourth power dependence on the neutrino masses,  $\mathcal{S} \equiv \text{Im}P_g \propto m_i^4$ , in the non-relativistic limit  $m_i \ll T$  [57, 61]. We extract the signal-to-noise ratio (SNR) squared  $(\mathcal{S}/\mathcal{N})^2$  of CGF from our previous studies [57] to show as red lines for both NO (solid) and IO (dashed) in Fig. 2. The corresponding PDF can be directly obtained from this SNR,

$$P_{\text{CGF}}(m_{\text{lightest}}, \text{NO/IO}) \equiv N_{\text{NO/IO}} \exp \left[ -\frac{1}{2} \left( \frac{\mathcal{S}}{\mathcal{N}} \right)^2 \right], \quad (2.5)$$

where  $m_{\text{lightest}}$  stands for the  $m_1$  ( $m_3$ ) for NO (IO). The normalization factors  $N_{\text{NO/IO}}$  are defined such that,  $\int dm_{\text{lightest}} P_{\text{CGF}}(m_{\text{lightest}}, \text{NO/IO}) = 1$ . Here, we have assumed that the lightest neutrino mass is randomly distributed in the linear scale. The PDFs of CGF are shown as blue lines in Fig. 2 for both NO (solid) and IO (dashed).

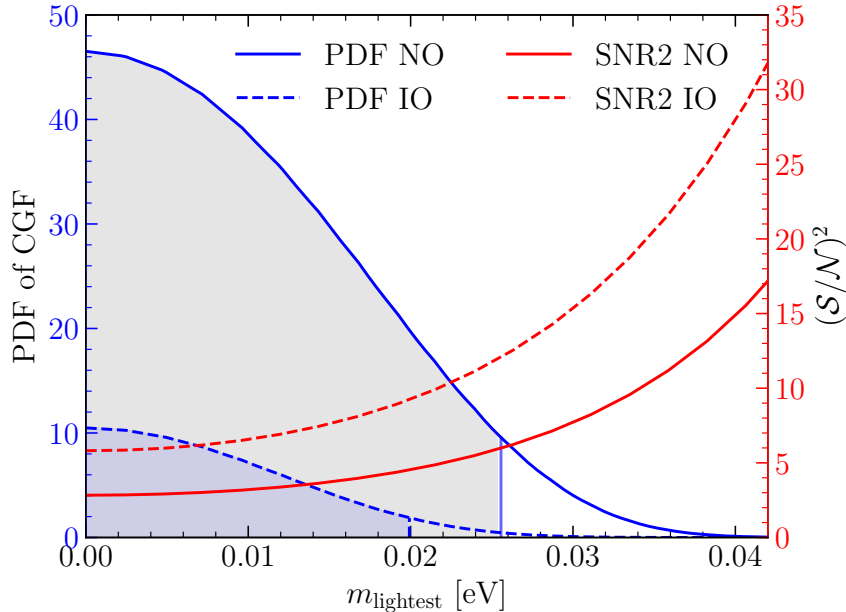


Fig. 2: The CGF SNR squared of NO (solid) and IO (dashed) extracted from [57] are shown as red lines for the right axis. For direct comparison with the DESI BAO plus CMB results, the PDFs of CGF are also shown as blue lines for NO (solid) and IO (dashed) according to the left axis, whose enclosed area with the corresponding vertical lines to indicate the 95% C.L. regions.

To make a comparison, the PDFs of CGF are also plotted as dotted lines in the left panel of Fig. 1 for both NO (green) and IO (red), after variable transformation from the lightest neutrino mass to the neutrino mass sum  $\sum m_i$  and adding the inverse of Jacobian  $(d\Sigma_{\text{NO/IO}}/dm_{\text{lightest}})^{-1}$ . Note that the CGF PDF decreases faster than the matter clustering method. This behavior arises from the fact that CGF has a fourth power dependence on the neutrino masses [57] which increases faster with larger neutrino masses. The PDFs of CGF give the 95% C.L. limits for the neutrino mass sum,  $\sum m_\nu < 0.109 \text{ eV}$  and  $\sum m_\nu < 0.129 \text{ eV}$  for NO (with prior  $\sum m_\nu > 0.059 \text{ eV}$ ) and IO (with prior  $\sum m_\nu > 0.101 \text{ eV}$ ), respectively. For IO, the projected CGF sensitivity is slightly better than the current DESI BAO plus CMB result as discussed in the first paragraph of Sec. 2.1.

Using Eq. (2.3) again, we can get the relative probabilities for NO and IO with CGF only,

$$P_{\text{NO,CGF}} \approx 85.7\%, \quad \text{and} \quad P_{\text{IO,CGF}} \approx 14.3\%, \quad (2.6)$$

which are proportional to the areas below the blue lines in Fig. 2. These results are comparable with the current DESI BAO plus CMB result in Eq. (2.4). There is a  $1.46 \sigma$  preference of NO by using CGF alone.

With the PDF from the CGF measurements in Fig. 2, we sample the lightest neutrino mass distribution with the relative probabilities in Eq. (2.6). These sampled distributions are shown as dotted lines in the right panel of Fig. 1 for both NO (green) and IO (red). The maximum probability for the lightest neutrino mass appears at slightly larger neutrino mass than the

0.01 eV from the DESI BAO plus CMB observations.

### 2.3. Combination of Clustering and Cosmic Gravitational Focusing

The two cosmological methods, the matter clustering and CGF, are independent of each other because the former is based on the matter power spectrum suppression while CGF arises from the squeezed limits of the 3pt correlation functions [57]. Being independent, the two PDFs can simply multiply to obtain the combined PDF which are shown as dash-dotted line in the left panel of Fig. 1. The combined PDF decreases faster than either the matter clustering method or CGF. In other words, combining these two methods can significantly enhance the sensitivity of measuring the neutrino mass as well as the NMO. The combined PDF gives a more stringent 95% region of the neutrino mass sum,  $\sum m_\nu < 0.092$  eV and  $\sum m_\nu < 0.121$  eV for NO (with prior  $\sum m_\nu > 0.059$  eV) and IO (with prior  $\sum m_\nu > 0.101$  eV), respectively.

With multiplication, the combined relative probabilities for the NO and IO scenarios scale as  $P_{\text{NO}} \propto P_{\text{NO,DESI}} \times P_{\text{NO,CGF}}$  and  $P_{\text{IO}} \propto P_{\text{IO,DESI}} \times P_{\text{IO,CGF}}$  with the relative probabilities in Eq. (2.4) and Eq. (2.6). After normalization, the relative probabilities for NO and IO become,

$$P_{\text{NO}} \approx 98.2\%, \quad \text{and} \quad P_{\text{IO}} \approx 1.8\%. \quad (2.7)$$

Thus, there is a  $2.37\sigma$  preference of NO which is greatly improved from the current  $1.64\sigma$  preference of NO (as discussed around Eq. (2.4)).

The combined PDFs are shown with dash-dotted lines in Fig. 1. Using the relative probabilities for NO and IO in Eq. (2.7), we can also sample the distribution of the lightest neutrino mass as dash-dotted lines in Fig. 1. The maximum probability also occurs around 0.01 eV for both NO and IO.

## 3. The Effect of CGF Measurements on Beta Decay Experiments

As shown in the previous section, the projected CGF observation at DESI can significantly improve the cosmological sensitivity of the neutrino mass and ordering. Since the beta decay observables are essentially the neutrino masses, one would expect the CGF measurements to also play a pivotal role in the terrestrial beta decay experiments. Notably, both the neutrinoless double beta decay and the single beta decay are considered. In this section, we explore the synergy between the cosmological measurements and the two types of terrestrial beta decay experiments.

### 3.1. Neutrinoless Double Beta Decay

If neutrinos are of the Majorana type, the neutrinoless double beta decay ( $0\nu\beta\beta$ ) can occur. Its transition probability is regulated by the effective Majorana mass,

$$m_{\beta\beta} \equiv \sum U_{ek}^2 m_k, \quad (3.1)$$

where  $U_{ek}$  is a matrix element of the Pontecorvo-Maki-Nakagawa-Sakata (PMNS) matrix. Connecting the mass and flavor eigenstates,  $\nu_\alpha = U_{\alpha i} \nu_i$ , the PMNS matrix can be parameterized as [65, 68],

$$U \equiv \begin{pmatrix} c_s c_r & s_s c_r & s_r e^{-i\delta_D} \\ -c_a s_s - s_a s_r c_s e^{i\delta_D} & c_a c_s - s_a s_r s_s e^{i\delta_D} & s_a c_r \\ s_a s_s - c_a s_r c_s e^{i\delta_D} & -s_a c_s - c_a s_r s_s e^{i\delta_D} & c_a c_r \end{pmatrix} \mathcal{Q}, \quad (3.2)$$

where the mixing angles  $\theta_{ij}$  and mass squared differences  $\Delta m_{ij}^2$  are denoted,

$$\theta_a \equiv \theta_{23}, \quad \theta_r \equiv \theta_{13}, \quad \theta_s \equiv \theta_{12}, \quad \Delta m_a^2 \equiv \Delta m_{13}^2, \quad \Delta m_s^2 \equiv \Delta m_{12}^2, \quad (3.3)$$

according to their roles in the atmospheric (a), reactor (r), and solar (s) neutrino oscillations. The diagonal rephasing matrix  $\mathcal{Q} \equiv \text{diag}\{e^{-i\delta_{M1}/2}, 1, e^{-i\delta_{M3}/2}\}$  contains two independent Majorana CP phases. In the context of NO, the expression for the effective Majorana mass  $m_{\beta\beta}$  is presented as,

$$m_{\beta\beta} = m_1 c_r^2 c_s^2 e^{i\delta_{M1}} + \sqrt{m_1^2 + m_s^2 c_r^2 s_s^2} + \sqrt{m_1^2 + m_a^2 s_r^2} e^{i\delta_{M3}}, \quad (3.4)$$

Accordingly, in the case of IO, the expression for the effective mass  $m_{\beta\beta}$  is given by,

$$m_{\beta\beta} = \sqrt{m_3^2 + m_a^2 c_r^2 c_s^2} e^{i\delta_{M1}} + \sqrt{m_3^2 + m_a^2 + m_s^2 c_r^2 s_s^2} + m_3 s_r^2 e^{i\delta_{M3}}. \quad (3.5)$$

We then sample the effective Majorana mass  $m_{\beta\beta}$  distribution as shown in the left panel of Fig. 3. The mixing angles and mass squared differences considered in this analysis are as follows:  $\theta_r = 8.5^\circ \pm 0.2^\circ$ ,  $\theta_s = 33.48^\circ \pm 0.76^\circ$ ,  $|\Delta m_a^2| \approx 2.47 \times 10^{-3} \text{ eV}^2$ , and  $\Delta m_s^2 \approx 7.54 \times 10^{-5} \text{ eV}^2$  [12]. Without any prior assumption on the Majorana CP phases,  $\delta_{M1}$  and  $\delta_{M3}$  are uniformly distributed in the whole range  $[0, 2\pi]$ . The neutrino mass values are regulated by the PDFs from the matter clustering, CGF, and their combination as weighted by the corresponding relative probabilities in Eq. (2.4), Eq. (2.6), and Eq. (2.7). While the effective Majorana mass  $m_{\beta\beta}$  is in the  $\mathcal{O}(10)$  meV range for IO, its counterpart for NO is mainly in the  $\mathcal{O}(1)$  meV region. Between NO and IO, their overlap happens in the IO range of  $\mathcal{O}(10)$  meV. Combining the matter clustering and CGF constraints decreases the probability of IO and enhance its NO counterpart as discussed in Sec. 2.3. At the same time, it also reduces the overlap between NO and IO for the effective Majorana mass  $m_{\beta\beta}$ .

For NO (green), the maximum probabilities appear at 10 meV for both cases with either the matter clustering or CGF which is a reflection of the fact that they have roughly the



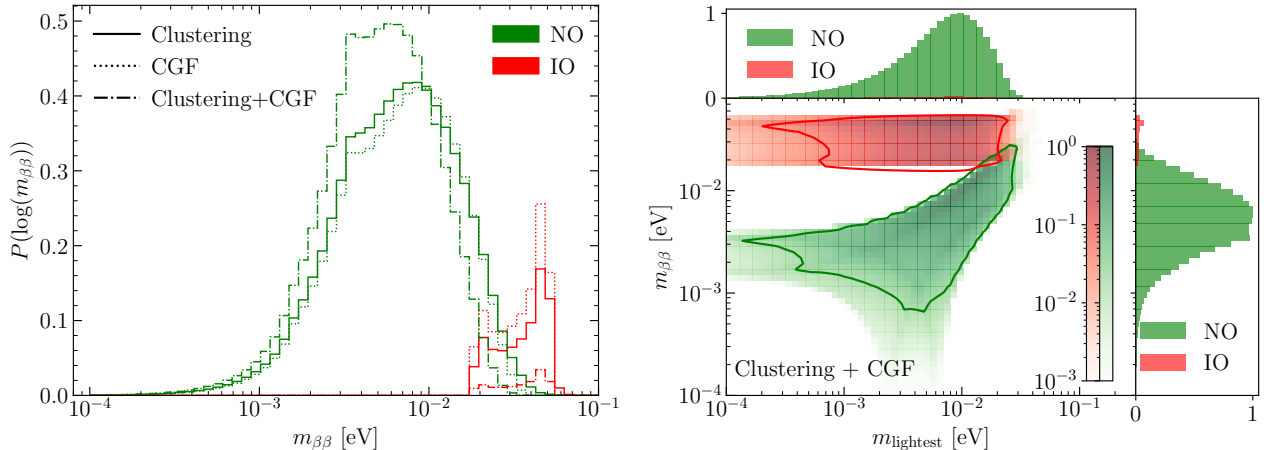


Fig. 3: **Left:** The distribution of the effective Majorana mass  $m_{\beta\beta}$  for NO (green) and IO (red) using the PDFs of the matter clustering (solid), CGF (dotted), and their combination (dash-dotted). **Right:** The 2D contour plot for the effective Majorana mass  $m_{\beta\beta}$  as a function of the lightest neutrino mass  $m_{1,3}$ , considering the combined constraint with both matter clustering and CGF. The contour with solid line enclosing the data within the 95% C.L. for both NO (green) and IO (red). The projection of this contour along the effective mass  $m_{\beta\beta}$  on the right (the lightest neutrino mass  $m_{\text{lightest}}$  at the top) is the same as the dash-dotted line in the left panel (the right panel of Fig. 1)

same sensitivity on the neutrino mass measurement. However, the combination of the matter clustering and CGF methods shifts the maximum probability to  $m_{\beta\beta} = (3 \sim 7)$  meV. These values are below the limits  $m_{\beta\beta} \lesssim (36 \sim 156)$  meV and  $m_{\beta\beta} \lesssim (79 \sim 180)$  meV set by the current experiments, KamLAND-Zen [17] and GERDA [18], respectively. The future neutrinoless double-beta decay experiments aim to further narrow this range to  $m_{\beta\beta} = (18.4 \pm 1.3)$  meV [19] and a target region of  $m_{\beta\beta} \approx (8 \sim 10)$  meV [69], which is close to the regions of  $(3 \sim 7)$  meV preferred in our analysis. To reach this, it might take 10 years with 100 tone  $^{76}\text{Ge}$  [70]. Once reaching the meV mass sensitivity, it might be possible to determine the two Majorana CP phases simultaneously [68, 71] and testify the Dark-LMA solution [65].

For the IO (red) scenario, the  $m_{\beta\beta}$  distribution exhibits two distinct peaks around 20 meV and 50 meV, which are prominent for both the matter clustering and CGF cases as shown in the left panel of Fig. 3. This is because we assume a flat distribution in the two Majorana CP phases. Since  $m_{\beta\beta}$  is mainly a cosine function of the Majorana CP phases, its values concentrates at the extreme values of the cosine function that lies at the boundaries of the IO band. These peaks fall within the sensitivity range of the ongoing and future neutrinoless double-beta decay experiments as mentioned above.

We plot the two-dimensional (2D) contour of  $m_{\text{lightest}}-m_{\beta\beta}$  in the right panel of Fig. 3, using the lightest neutrino mass and effective Majorana mass distributions in Fig. 1 and Fig. 3. We only present the combined results of the matter clustering and CGF as the separate cases yield similar results. For NO in the 2D contour, there is a funnel region of  $1 \text{ meV} < m_1 < 10 \text{ meV}$ .

In this region,  $m_{\beta\beta}$  is very small which poses a significant challenge for the neutrinoless double beta decay experiments. Fortunately, this funnel region lies outside the maximum probability area, namely the 95% C.L. enclosed contour. For IO, a bimodal structure also appears in the 2D contour, with the maximum probability located at the boundaries of the 95% C.L. region.

2

### 3.2. Single Beta Decay

The single beta decay also serves as a crucial terrestrial experiment for measuring the neutrino masses. Especially, the endpoint of the beta spectrum directly correlates with the neutrino mass. For the three-flavor neutrino mixing, the deviation from the predicted electron spectrum with massless neutrino around the endpoint can be effectively parameterized in terms of a combination of the neutrino masses as,

$$m_{\beta}^2 \equiv \sum_k |U_{ek}|^2 m_k^2, \quad (3.6)$$

where  $U_{ek}$  is the first row of the PMNS matrix in Eq. (3.2). Depending on the NMO, the effective mass  $m_{\beta}$  can be expressed as,

$$m_{\beta} = \begin{cases} \sqrt{m_1^2 c_r^2 c_s^2 + (m_1^2 + \Delta m_s^2) c_r^2 s_s^2 + (m_1^2 + |\Delta m_a^2|) s_r^2} & \text{NO,} \\ \sqrt{(m_3^2 + |\Delta m_a^2|) c_r^2 c_s^2 + (m_3^2 + |\Delta m_a^2| + \Delta m_s^2) c_r^2 s_s^2 + m_3^2 s_r^2} & \text{IO.} \end{cases} \quad (3.7)$$

The distributions of the effective mass  $m_{\beta}$  in the left panel of Fig. 4 are sampled using the PDFs of the matter clustering, CGF, and their combination, weighted by the corresponding relative probabilities in Eq. (2.4), Eq. (2.6), and Eq. (2.7). Although the distributions for these three cases are quite similar, the areas below the curves differ which reflects the relative probabilities between NO and IO as discussed in Sec. 2. Since the cosmological data prefers the lightest neutrino mass around  $m_{\text{lightest}} \approx 0.01$  eV, the effective mass  $m_{\beta}$  in Eq. (3.7) is approximately 8.7 meV (49 meV) for NO (IO), respectively. These values correspond to the maximum probability in the left panel of Fig. 4 for NO (green) and IO (red). For the combined case of the matter clustering and CGF, the NO has a larger probability concentrated around its maximum value of  $m_{\beta} \approx 8.7$  meV in comparison with the individual case of matter clustering or CGF.

The 2D  $m_{\beta}$ - $m_{\text{lightest}}$  contours are also presented in the right panel of Fig. 4, using the distributions of  $m_{\text{lightest}}$  and  $m_{\beta}$  shown in Fig. 1 and Fig. 4. Here, we only present the combined case since the three cases (mass sum, CGF, and their combination) have similar behaviors. For NO, the  $m_{\beta}$  region spans from 0.01 eV to 0.04 eV. This distribution demonstrates a nearly monotonic relationship in this range, where one  $m_{\text{lightest}}$  value corresponds uniquely to one  $m_{\beta}$  value. Once the neutrino mass is measured from  $\beta$  decay within this range, the lightest neutrino mass can be simultaneously determined, and vice versa.

<sup>2</sup>For the IO case, the  $m_{\beta\beta}$  distribution drops off rapidly around  $m_{\beta\beta} \approx 0.02$  eV, based on the binning we used. As a result, the 95% C.L. contour lies slightly below the colored region.

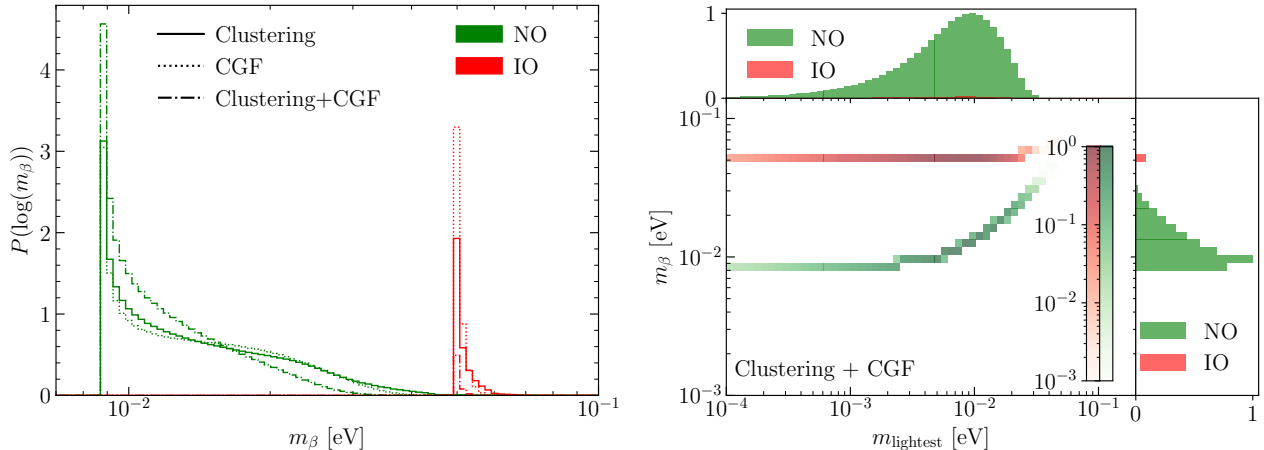


Fig. 4: **Left:** The beta decay effective mass  $m_\beta$  distribution for the matter clustering method, CGF, and their combination for NO (green) and IO (red), respectively. **Right:** The contour for the effective mass  $m_\beta$  and the lightest neutrino mass, considering the combined measurements with both the matter clustering and CGF. Its projections along the lightest neutrino mass and the beta decay effective mass  $m_\beta$  are shown in the top and right sub-figures, respectively.

For IO,  $m_\beta$  is almost always around 0.05 eV. This value is far from the current KATRIN bound of  $m_\beta < 0.45$  eV [13, 14] and the near-future KATRIN target of  $m_\beta < 0.2$  eV with more data from tritium beta decay [15]. In addition, the future Project 8 is expected to probe this region, reaching nearly 0.04 eV [16].

## 4. Conclusions

In this paper, we demonstrate that the CGF provides a complementary cosmological measurement of the neutrino masses  $m_i$ , due to its mass fourth power dependence  $m_i^4$  [57, 61]. The CGF alone can give a constraint of the mass sum,  $\sum m_i < 0.109$  eV ( $\sum m_i < 0.129$  eV) for NO (IO) at 95% C.L., which is comparable to the current matter clustering constraint from the DESI BAO plus CMB [25]  $\sum m_i < 0.113$  eV ( $\sum m_i < 0.145$  eV) for NO (IO). The combination of CGF and clustering yields a more stringent constraint on the neutrino mass sum,  $\sum m_i < 0.092$  eV ( $\sum m_i < 0.121$  eV) for NO (IO). The CGF can also help to identify the neutrino mass ordering, as demonstrated for the first time, upon incorporating the projected CGF sensitivity at DESI, the preference for NO would significantly improve from  $1.64\sigma$  to  $2.37\sigma$  with a prior of  $\sum m_i > 0.059$  eV.

Including CGF, the cosmological measurement yields distinct targets for neutrinoless double and single beta decays. The combination of clustering and CGF provides the peak location of the effective mass of  $m_{\beta\beta}$  near 3 meV (50 meV) for NO (IO), which can be reached in future neutrinoless double decay experiments [19, 69]. For the single beta decay, the effective mass  $m_\beta$  prefers a peak location at 8.7 meV (49 meV) for NO (IO), respectively. These values are far

from the current beta decay experiments, but sensitive at the future beta decay experiments such as Project 8 [16].

## 5. Acknowledgement

The authors are supported by the National Natural Science Foundation of China (12425506, 12375101, 12090060 and 12090064) and the SJTU Double First Class start-up fund (WF220442604). SFG is also an affiliate member of Kavli IPMU, University of Tokyo.

## References

- [1] **Super-Kamiokande** Collaboration, Y. Fukuda et al., “*Evidence for oscillation of atmospheric neutrinos*,” *Phys. Rev. Lett.* **81** (1998) 1562–1567, [[arXiv:hep-ex/9807003](#)].
- [2] **SNO** Collaboration, Q. R. Ahmad et al., “*Direct evidence for neutrino flavor transformation from neutral current interactions in the Sudbury Neutrino Observatory*,” *Phys. Rev. Lett.* **89** (2002) 011301, [[arXiv:nucl-ex/0204008](#)].
- [3] R. N. Mohapatra et al., “*Theory of neutrinos: A White paper*,” *Rept. Prog. Phys.* **70** (2007) 1757–1867, [[arXiv:hep-ph/0510213](#)].
- [4] M. C. Gonzalez-Garcia and Michele Maltoni, “*Phenomenology with Massive Neutrinos*,” *Phys. Rept.* **460** (2008) 1–129, [[arXiv:0704.1800](#) [hep-ph]].
- [5] Claudio Giganti, Stéphane Lavignac, and Marco Zito, “*Neutrino oscillations: The rise of the PMNS paradigm*,” *Prog. Part. Nucl. Phys.* **98** (2018) 1–54, [[arXiv:1710.00715](#) [hep-ex]].
- [6] Ivan Esteban, M. C. Gonzalez-Garcia, Michele Maltoni, Thomas Schwetz, and Albert Zhou, “*The fate of hints: updated global analysis of three-flavor neutrino oscillations*,” *JHEP* **09** (2020) 178, [[arXiv:2007.14792](#) [hep-ph]].
- [7] P. F. de Salas, D. V. Forero, S. Gariazzo, P. Martínez-Miravé, O. Mena, C. A. Ternes, M. Tórtola, and J. W. F. Valle, “*2020 global reassessment of the neutrino oscillation picture*,” *JHEP* **02** (2021) 071, [[arXiv:2006.11237](#) [hep-ph]].
- [8] Francesco Capozzi, Eleonora Di Valentino, Eligio Lisi, Antonio Marrone, Alessandro Melchiorri, and Antonio Palazzo, “*Unfinished fabric of the three neutrino paradigm*,” *Phys. Rev. D* **104** no. 8, (2021) 083031, [[arXiv:2107.00532](#) [hep-ph]].
- [9] **JUNO** Collaboration, Fengpeng An et al., “*Neutrino Physics with JUNO*,” *J. Phys. G* **43** no. 3, (2016) 030401, [[arXiv:1507.05613](#) [physics.ins-det]].

- [10] **JUNO** Collaboration, Zelimir Djurcic et al., “*JUNO Conceptual Design Report*,” [[arXiv:1508.07166](#) [physics.ins-det]].
- [11] **JUNO** Collaboration, Jinnan Zhang, “*JUNO Oscillation Physics*,” *J. Phys. Conf. Ser.* **2156** no. 1, (2021) 012110, [[arXiv:2111.10112](#) [physics.ins-det]].
- [12] **Particle Data Group** Collaboration, R. L. Workman et al., “*Review of Particle Physics*,” *PTEP* **2022** (2022) 083C01.
- [13] **KATRIN** Collaboration, M. Aker et al., “*Direct neutrino-mass measurement with sub-electronvolt sensitivity*,” *Nature Phys.* **18** no. 2, (2022) 160–166, [[arXiv:2105.08533](#) [hep-ex]].
- [14] **Katrin** Collaboration, M. Aker et al., “*Direct neutrino-mass measurement based on 259 days of KATRIN data*,” [[arXiv:2406.13516](#) [nucl-ex]].
- [15] **KATRIN** Collaboration, J. Angrik et al., “*KATRIN design report 2004*,”.
- [16] **Project 8** Collaboration, D. M. Asner et al., “*Single electron detection and spectroscopy via relativistic cyclotron radiation*,” *Phys. Rev. Lett.* **114** no. 16, (2015) 162501, [[arXiv:1408.5362](#) [physics.ins-det]].
- [17] **KamLAND-Zen** Collaboration, S. Abe et al., “*Search for the Majorana Nature of Neutrinos in the Inverted Mass Ordering Region with KamLAND-Zen*,” *Phys. Rev. Lett.* **130** no. 5, (2023) 051801, [[arXiv:2203.02139](#) [hep-ex]].
- [18] **GERDA** Collaboration, M. Agostini et al., “*Final Results of GERDA on the Search for Neutrinoless Double- $\beta$  Decay*,” *Phys. Rev. Lett.* **125** no. 25, (2020) 252502, [[arXiv:2009.06079](#) [nucl-ex]].
- [19] Matteo Agostini, Giovanni Benato, Jason A. Detwiler, Javier Menéndez, and Francesco Vissani, “*Testing the inverted neutrino mass ordering with neutrinoless double- $\beta$  decay*,” *Phys. Rev. C* **104** no. 4, (2021) L042501, [[arXiv:2107.09104](#) [hep-ph]].
- [20] Julien Lesgourgues and Sergio Pastor, “*Massive neutrinos and cosmology*,” *Phys. Rept.* **429** (2006) 307–379, [[arXiv:astro-ph/0603494](#)].
- [21] **Topical Conveners: K.N. Abazajian, J.E. Carlstrom, A.T. Lee** Collaboration, K. N. Abazajian et al., “*Neutrino Physics from the Cosmic Microwave Background and Large Scale Structure*,” *Astropart. Phys.* **63** (2015) 66–80, [[arXiv:1309.5383](#) [astro-ph.CO]].
- [22] Cora Dvorkin et al., “*Neutrino Mass from Cosmology: Probing Physics Beyond the Standard Model*,” [[arXiv:1903.03689](#) [astro-ph.CO]].
- [23] Eleonora Di Valentino, Stefano Gariazzo, and Olga Mena, “*Neutrinos in Cosmology*,” [[arXiv:2404.19322](#) [astro-ph.CO]].

- [24] **Planck** Collaboration, N. Aghanim et al., “*Planck 2018 results. VI. Cosmological parameters*,” *Astron. Astrophys.* **641** (2020) A6, [[arXiv:1807.06209](#) [astro-ph.CO]]. [Erratum: *Astron. Astrophys.* 652, C4 (2021)].
- [25] **DESI** Collaboration, A. G. Adame et al., “*DESI 2024 VI: Cosmological Constraints from the Measurements of Baryon Acoustic Oscillations*,” [[arXiv:2404.03002](#) [astro-ph.CO]].
- [26] Steen Hannestad and Thomas Schwetz, “*Cosmology and the neutrino mass ordering*,” *JCAP* **11** (2016) 035, [[arXiv:1606.04691](#) [astro-ph.CO]].
- [27] Sunny Vagnozzi, Elena Giusarma, Olga Mena, Katherine Freese, Martina Gerbino, Shirley Ho, and Massimiliano Lattanzi, “*Unveiling  $\nu$  secrets with cosmological data: neutrino masses and mass hierarchy*,” *Phys. Rev. D* **96** no. 12, (2017) 123503, [[arXiv:1701.08172](#) [astro-ph.CO]].
- [28] Isabelle Tanseri, Steffen Hagstotz, Sunny Vagnozzi, Elena Giusarma, and Katherine Freese, “*Updated neutrino mass constraints from galaxy clustering and CMB lensing-galaxy cross-correlation measurements*,” *JHEAp* **36** (2022) 1–26, [[arXiv:2207.01913](#) [astro-ph.CO]].
- [29] Nathaniel Craig, Daniel Green, Joel Meyers, and Surjeet Rajendran, “*No  $\nu_s$  is Good News*,” [[arXiv:2405.00836](#) [astro-ph.CO]].
- [30] Daniel Green and Joel Meyers, “*The Cosmological Preference for Negative Neutrino Mass*,” [[arXiv:2407.07878](#) [astro-ph.CO]].
- [31] Laura Herold, Elisa G. M. Ferreira, and Lukas Heinrich, “*Profile Likelihoods in Cosmology: When, Why and How illustrated with  $\Lambda$ CDM, Massive Neutrinos and Dark Energy*,” [[arXiv:2408.07700](#) [astro-ph.CO]].
- [32] Deng Wang, Olga Mena, Eleonora Di Valentino, and Stefano Gariazzo, “*Updating neutrino mass constraints with Background measurements*,” [[arXiv:2405.03368](#) [astro-ph.CO]].
- [33] Jun-Qian Jiang, William Giarè, Stefano Gariazzo, Maria Giovanna Dainotti, Eleonora Di Valentino, Olga Mena, Davide Pedrotti, Simony Santos da Costa, and Sunny Vagnozzi, “*Neutrino cosmology after DESI: tightest mass upper limits, preference for the normal ordering, and tension with terrestrial observations*,” [[arXiv:2407.18047](#) [astro-ph.CO]].
- [34] Shouvik Roy Choudhury and Steen Hannestad, “*Updated results on neutrino mass and mass hierarchy from cosmology with Planck 2018 likelihoods*,” *JCAP* **07** (2020) 037, [[arXiv:1907.12598](#) [astro-ph.CO]].
- [35] Pavel Motloch and Wayne Hu, “*Lensinglike tensions in the Planck legacy release*,” *Phys. Rev. D* **101** no. 8, (2020) 083515, [[arXiv:1912.06601](#) [astro-ph.CO]].

- [36] Eleonora Di Valentino and Alessandro Melchiorri, “*Neutrino Mass Bounds in the Era of Tension Cosmology*,” *Astrophys. J. Lett.* **931** no. 2, (2022) L18, [[arXiv:2112.02993](#) [astro-ph.CO]].
- [37] Itamar J. Allali and Alessio Notari, “*Neutrino mass bounds from DESI 2024 are relaxed by Planck PR4 and cosmological supernovae*,” [[arXiv:2406.14554](#) [astro-ph.CO]].
- [38] Daniel Naredo-Tuero, Miguel Escudero, Enrique Fernández-Martínez, Xabier Marcano, and Vivian Poulin, “*Living at the Edge: A Critical Look at the Cosmological Neutrino Mass Bound*,” [[arXiv:2407.13831](#) [astro-ph.CO]].
- [39] Anita Yadav, Suresh Kumar, Cihad Kibris, and Ozgur Akarsu, “ *$\Lambda$ <sub>s</sub>CDM cosmology: Alleviating major cosmological tensions by predicting standard neutrino properties*,” [[arXiv:2406.18496](#) [astro-ph.CO]].
- [40] Guo-Hong Du, Peng-Ju Wu, Tian-Nuo Li, and Xin Zhang, “*Impacts of dark energy on weighing neutrinos after DESI BAO*,” [[arXiv:2407.15640](#) [astro-ph.CO]].
- [41] Willem Elbers, Carlos S. Frenk, Adrian Jenkins, Baojiu Li, and Silvia Pascoli, “*Negative neutrino masses as a mirage of dark energy*,” [[arXiv:2407.10965](#) [astro-ph.CO]].
- [42] João Rebouças, Diogo H. F. de Souza, Kunhao Zhong, Vivian Miranda, and Rogerio Rosenfeld, “*Investigating Late-Time Dark Energy and Massive Neutrinos in Light of DESI Y1 BAO*,” [[arXiv:2408.14628](#) [astro-ph.CO]].
- [43] Helen Shao, Jahmour J. Givans, Jo Dunkley, Mathew Madhavacheril, Frank Qu, Gerrit Farren, and Blake Sherwin, “*Cosmological limits on the neutrino mass sum for beyond- $\Lambda$ CDM models*,” [[arXiv:2409.02295](#) [astro-ph.CO]].
- [44] Manibrata Sen and Alexei Y. Smirnov, “*Neutrinos with refractive masses and the DESI BAO results*,” [[arXiv:2407.02462](#) [hep-ph]].
- [45] Matteo Forconi, Eleonora Di Valentino, Alessandro Melchiorri, and Supriya Pan, “*Possible impact of non-Gaussianities on cosmological constraints in neutrino physics*,” *Phys. Rev. D* **109** no. 12, (2024) 123532, [[arXiv:2311.04038](#) [astro-ph.CO]].
- [46] Nicola Bellomo, Emilio Bellini, Bin Hu, Raul Jimenez, Carlos Pena-Garay, and Licia Verde, “*Hiding neutrino mass in modified gravity cosmologies*,” *JCAP* **02** (2017) 043, [[arXiv:1612.02598](#) [astro-ph.CO]].
- [47] Christiane S. Lorenz, Lena Funcke, Erminia Calabrese, and Steen Hannestad, “*Time-varying neutrino mass from a supercooled phase transition: current cosmological constraints and impact on the  $\Omega_m$ - $\sigma_8$  plane*,” *Phys. Rev. D* **99** no. 2, (2019) 023501, [[arXiv:1811.01991](#) [astro-ph.CO]].
- [48] Isabel M. Oldengott, Gabriela Barenboim, Sarah Kahlen, Jordi Salvado, and Dominik J. Schwarz, “*How to relax the cosmological neutrino mass bound*,” *JCAP* **04** (2019) 049, [[arXiv:1901.04352](#) [astro-ph.CO]].

- [49] James Alvey, Miguel Escudero, and Nashwan Sabti, “*What can CMB observations tell us about the neutrino distribution function?*,” *JCAP* **02** no. 02, (2022) 037, [[arXiv:2111.12726](#) [astro-ph.CO]].
- [50] John F. Beacom, Nicole F. Bell, and Scott Dodelson, “*Neutrinoless universe*,” *Phys. Rev. Lett.* **93** (2004) 121302, [[arXiv:astro-ph/0404585](#)].
- [51] Yasaman Farzan and Steen Hannestad, “*Neutrinos secretly converting to lighter particles to please both KATRIN and the cosmos*,” *JCAP* **02** (2016) 058, [[arXiv:1510.02201](#) [hep-ph]].
- [52] Zackaria Chacko, Abhish Dev, Peizhi Du, Vivian Poulin, and Yuhsin Tsai, “*Cosmological Limits on the Neutrino Mass and Lifetime*,” *JHEP* **04** (2020) 020, [[arXiv:1909.05275](#) [hep-ph]].
- [53] Zackaria Chacko, Abhish Dev, Peizhi Du, Vivian Poulin, and Yuhsin Tsai, “*Determining the Neutrino Lifetime from Cosmology*,” *Phys. Rev. D* **103** no. 4, (2021) 043519, [[arXiv:2002.08401](#) [astro-ph.CO]].
- [54] Miguel Escudero, Jacobo Lopez-Pavon, Nuria Rius, and Stefan Sandner, “*Relaxing Cosmological Neutrino Mass Bounds with Unstable Neutrinos*,” *JHEP* **12** (2020) 119, [[arXiv:2007.04994](#) [hep-ph]].
- [55] Miguel Escudero, Thomas Schwetz, and Jorge Terol-Calvo, “*A seesaw model for large neutrino masses in concordance with cosmology*,” *JHEP* **02** (2023) 142, [[arXiv:2211.01729](#) [hep-ph]]. [Addendum: *JHEP* 06, 119 (2024)].
- [56] Ivan Esteban and Jordi Salvado, “*Long Range Interactions in Cosmology: Implications for Neutrinos*,” *JCAP* **05** (2021) 036, [[arXiv:2101.05804](#) [hep-ph]].
- [57] Shao-Feng Ge, Pedro Pasquini, and Liang Tan, “*Neutrino mass measurement with cosmic gravitational focusing*,” *JCAP* **05** (2024) 108, [[arXiv:2312.16972](#) [hep-ph]].
- [58] Hong-Ming Zhu, Ue-Li Pen, Xuelei Chen, Derek Inman, and Yu Yu, “*Measurement of Neutrino Masses from Relative Velocities*,” *Phys. Rev. Lett.* **113** (2014) 131301, [[arXiv:1311.3422](#) [astro-ph.CO]].
- [59] Hong-Ming Zhu, Ue-Li Pen, Xuelei Chen, and Derek Inman, “*Probing Neutrino Hierarchy and Chirality via Wakes*,” *Phys. Rev. Lett.* **116** no. 14, (2016) 141301, [[arXiv:1412.1660](#) [astro-ph.CO]].
- [60] Derek Inman, J. D. Emberson, Ue-Li Pen, Alban Farchi, Hao-Ran Yu, and Joachim Harnois-Déraps, “*Precision reconstruction of the cold dark matter-neutrino relative velocity from  $N$ -body simulations*,” *Phys. Rev. D* **92** no. 2, (2015) 023502, [[arXiv:1503.07480](#) [astro-ph.CO]].



- [61] Chiamaka Okoli, Morag I. Scrimgeour, Niayesh Afshordi, and Michael J. Hudson, “*Dynamical friction in the primordial neutrino sea*,” *Mon. Not. Roy. Astron. Soc.* **468** no. 2, (2017) 2164–2175, [[arXiv:1611.04589](#) [astro-ph.CO]].
- [62] Hong-Ming Zhu and Emanuele Castorina, “*Measuring dark matter-neutrino relative velocity on cosmological scales*,” *Phys. Rev. D* **101** no. 2, (2020) 023525, [[arXiv:1905.00361](#) [astro-ph.CO]].
- [63] Caio Nascimento and Marilena Loverde, “*Neutrino winds on the sky*,” *JCAP* **11** (2023) 036, [[arXiv:2307.00049](#) [astro-ph.CO]].
- [64] **DESI Lyman-alpha working group** Collaboration, Corentin Ravoux, “*One-dimensional power spectrum from first DESI Lyman- $\alpha$  forest*,” in 58th Rencontres de Moriond on Cosmology. 5, 2024. [[arXiv:2405.03447](#) [astro-ph.CO]].
- [65] Shao-Feng Ge and Jing-Yu Zhu, “*Phenomenological Advantages of the Normal Neutrino Mass Ordering*,” *Chin. Phys. C* **44** no. 8, (2020) 083103, [[arXiv:1910.02666](#) [hep-ph]].
- [66] **KamLAND** Collaboration, A. Gando et al., “*Reactor On-Off Antineutrino Measurement with KamLAND*,” *Phys. Rev. D* **88** no. 3, (2013) 033001, [[arXiv:1303.4667](#) [hep-ex]].
- [67] **T2K** Collaboration, K. Abe et al., “*T2K measurements of muon neutrino and antineutrino disappearance using  $3.13 \times 10^{21}$  protons on target*,” *Phys. Rev. D* **103** no. 1, (2021) L011101, [[arXiv:2008.07921](#) [hep-ex]].
- [68] Shao-Feng Ge and Manfred Lindner, “*Extracting Majorana properties from strong bounds on neutrinoless double beta decay*,” *Phys. Rev. D* **95** no. 3, (2017) 033003, [[arXiv:1608.01618](#) [hep-ph]].
- [69] Matteo Agostini, Giovanni Benato, Jason A. Detwiler, Javier Menéndez, and Francesco Vissani, “*Toward the discovery of matter creation with neutrinoless  $\beta\beta$  decay*,” *Rev. Mod. Phys.* **95** no. 2, (2023) 025002, [[arXiv:2202.01787](#) [hep-ex]].
- [70] Dongming Mei, Kunming Dong, Austin Warren, and Sanjay Bhattarai, “*Impact of recent updates to neutrino oscillation parameters on the effective Majorana neutrino mass in  $0\nu\beta\beta$  decay*,” *Phys. Rev. D* **110** no. 1, (2024) 015026, [[arXiv:2404.19624](#) [hep-ph]].
- [71] Jun Cao, Guo-Yuan Huang, Yu-Feng Li, Yifang Wang, Liang-Jian Wen, Zhi-Zhong Xing, Zhen-Hua Zhao, and Shun Zhou, “*Towards the meV limit of the effective neutrino mass in neutrinoless double-beta decays*,” *Chin. Phys. C* **44** no. 3, (2020) 031001, [[arXiv:1908.08355](#) [hep-ph]].