

Simple robust two-stage estimation and inference for generalized impulse responses and multi-horizon causality*

Jean-Marie Dufour[†]
McGill University

Endong Wang[‡]
McGill University

First version: February 2023

Revised: March 2024

This version: July 2024

Compiled: September 18, 2024, 0:17

* This work was supported by the William Dow Chair in Political Economy (McGill University), the Social Sciences and Humanities Research Council of Canada, and the Fonds de recherche sur la société et la culture (Québec).

[†] William Dow Professor of Economics, McGill University, Centre interuniversitaire de recherche en analyse des organisations (CIRANO), and Centre interuniversitaire de recherche en économie quantitative (CIREQ). Mailing address: Department of Economics, McGill University, Leacock Building, Room 414, 855 Sherbrooke Street West, Montréal, Québec H3A 2T7, Canada. TEL: (1) 514 398 6071; FAX: (1) 514 398 4800; e-mail: jean-marie.dufour@mcgill.ca. Web page: <http://www.jeanmariedufour.com>

[‡] Department of Economics, McGill University, Montréal, Québec H3A2T7, Canada. TEL: (1) 514 772 7078; e-mail: endong.wang@mail.mcgill.ca. Web page: <http://www.endongwang.com>

Abstract

This paper introduces a novel two-stage estimation and inference procedure for *generalized impulse responses* (GIRs). GIRs encompass all coefficients in a multi-horizon linear projection model of future outcomes of y on lagged values (Dufour and Renault, 1998), which include the Sims' impulse response. The conventional use of Least Squares (LS) with heteroskedasticity- and autocorrelation-consistent covariance estimation is less precise and often results in unreliable finite sample tests, further complicated by the selection of bandwidth and kernel functions. Our two-stage method surpasses the LS approach in terms of estimation efficiency and inference robustness. The robustness stems from our proposed covariance matrix estimates, which eliminate the need to correct for serial correlation in the multi-horizon projection residuals. Our method accommodates non-stationary data and allows the projection horizon to grow with sample size. Monte Carlo simulations demonstrate our two-stage method outperforms the LS method. We apply the two-stage method to investigate the GIRs, implement multi-horizon Granger causality test, and find that economic uncertainty exerts both short-run (1-3 months) and long-run (30 months) effects on economic activities.

Keywords. Multi-horizon projection model; Generalized impulse response; Causality; Two-stage estimation; Statistical inference;

JEL classification: C3; C12; C15; C53.

Contents

List of Definitions, Assumptions, Propositions and Theorems	3
1. Introduction	1
2. Framework	4
2.1. Model and parameter space	4
2.2. Existing estimation methods	6
3. Identification and estimation	7
3.1. Moment-based identification	7
3.2. Feasible and infeasible two-stage estimates	8
3.2.1. Two-stage estimates	9
3.2.2. Lag-augmented two-stage estimates	10
4. Regression score function and statistical inference	11
4.1. HAC standard error	11
4.2. Simple and robust heteroskedastic consistent standard error	12
4.2.1. Reordered regression score function	12
4.2.2. Asymptotic normality	14
5. Asymptotic results	16
5.1. Limiting results for feasible and infeasible estimates	17
5.2. Uniform inference on feasible two-stage estimates	19
6. Efficiency comparisons	21
7. Monte Carlo simulation	23
8. Empirical application: causality of economic uncertainty	27
9. Conclusion	31
A. Appendix: More simulation results	37
B. Appendix: More empirical results	39
C. Appendix: Lemmas	43
D. Appendix: Proofs	48
D.1. Lemma 4.1 (LRV matrix)	48
D.2. Lemma 4.2 (Asymptotic equivalence)	50
D.3. Proposition 4.3 (Asymptotic normality)	51

D.4. Proposition 5.1 (Infeasible estimates)	53
D.5. Proposition 5.2 (Estimates equivalence)	57
D.6. Proposition 5.3 (Uniform convergence)	64
D.7. Lemma A.1	69
D.8. Lemma A.2	71
D.9. Lemma A.3	75
D.10. Lemma A.4	85
D.11. Lemma A.5	87
D.12. Lemma A.6	92
D.13. Lemma A.7	94
E. Appendix: Algorithm for simulation-based inference	99
E.1. Monte Carlo test (LMC and MMC) and confidence interval	99
E.2. Bootstrap implementation	101
F. Appendix: Data source	103

List of Tables

1	Monte Carlo simulations: stationary process	24
2	Monte Carlo simulations: I(1) process	25
3	Table of multi-horizon causality	27
4	Table of generalized impulse response estimates	30
5	Monte Carlo simulations: white noise process	37
6	Monte Carlo simulations: I(2) process	38
7	Table of generalized impulse response estimates	41
8	Table of generalized impulse response estimates	42

List of Figures

1	Efficiency comparison	22
2	Multi-horizon causality test ($JNL \xrightarrow{h} CFNAI$)	28
3	Two-stage estimates of generalized impulse responses to JNL	29
4	Least Squares estimates of generalized impulse responses to JNL	39
5	Recursive estimates of generalized impulse responses to JNL	40

List of Definitions, Assumptions, Propositions and Theorems

Assumption 4.1	: Mean independence assumption on the innovation process	12
Lemma 4.1	: Lemma of the LRV matrix	14
Lemma 4.2	: Asymptotic equivalence	14

1. Introduction

The concept of causality introduced by Wiener (1956) and Granger (1969), often referred to as Granger causality, constitutes a foundational approach for studying dynamic relationships between time series. While Granger (1969) primarily focused on bivariate causality at a single horizon, the concept was generalized by Dufour and Renault (1998) to account for multi-horizon causality.¹ This extension serves two purposes. First, Granger causality at one horizon may not fully capture the causal dynamics in a multivariate system, as causality at one horizon does not necessarily imply causality at multiple horizons.² Second, the concept of impulse response proposed by Sims (1980) has limitations, as a zero impulse response is neither a necessary nor sufficient condition for non-causality in the sense of Wiener and Granger (see Dufour and Tessier (1993)). To address the issue of non-causality between two vectors of variables across multiple horizons in the presence of auxiliary variables, Dufour and Renault (1998) introduced a necessary and sufficient condition on the coefficients in a multi-horizon linear projection model. These coefficients, referred to as “generalized impulse responses” (GIRs), include Sims’ impulse response as a special case. In this paper, we propose an innovative two-stage estimation method for the GIRs in a multi-horizon linear projection model³, which complements two conventional methods: the recursive method and the Least Squares (LS) projection method.

The recursive method begins by estimating the VAR coefficients, followed by the recursive computation of GIRs, as these represent nonlinear transformations of the underlying VAR coefficients. Statistical tests for non-causality restrictions across multiple horizons (two or more) are expressed as zero constraints on multilinear forms involving the VAR coefficients. However, the Wald-type test criteria, can lead to asymptotically singular covariance matrices, making standard asymptotic theory inapplicable. This issue has been explored by Lütkepohl and Burda (1997), Benkwitz, Neumann and Lütkepohl (2000), Inoue and Kilian (2020), and Dufour, Renault and Zinde-Walsh (2023). To address this challenge, Pelletier (2004) and Dufour et al. (2006) implemented a multi-horizon linear projection model with LS estimation.⁴ Appropriate asymptotic inference for the coefficient estimators can be obtained through adjustments for serially correlated residuals, such as using heteroskedasticity and autocorrelation consistent (HAC) estimators. However, LS-based multi-horizon linear projection estimates may suffer from reduced estimation efficiency as the horizon lengthens, and the reliability of confidence intervals constructed with HAC standard error estimates can be fragile. For further discussion, see Dufour et al. (2006), Kilian and Kim (2011), and Montiel Olea

¹For related work, see also Sims (1980), Hsiao (1982), and Lütkepohl (1993).

²An example from Dufour and Renault (1998): In a trivariate system (x, y, z) , x_t may not Granger-cause y_t at time t , but x_t might still help predict y_t several periods ahead through indirect effects mediated by z_t . For instance, x_t could predict z_t one period ahead, which in turn affects y_t at a later time.

³Dufour, Pelletier and Renault (2006) refer to this model as “autoregression at horizon h ” or “ (p, h) -autoregression” within a finite lag VAR(p) framework. The autoregression at horizon h model is also referred to as “Local Projection,” which is widely used to estimate impulse response functions due to its straightforward inference [see Jordà (2005), Montiel Olea and Plagborg-Møller (2021), and Plagborg-Møller and Wolf (2021)].

⁴The multi-horizon linear projection model has gained considerable attention in economics and finance, particularly for forecasting, impulse response estimation, causality testing, and causality measurement. For related work, see Fama and French (1988), Campbell and Shiller (1988), Dufour and Taamouti (2010), Dufour, Garcia and Taamouti (2012), Zhang, Dufour and Galbraith (2016), Salamaliki and Venetis (2019), Shi, Hurn and Phillips (2020).

and Plagborg-Møller (2021). Although Dufour et al. (2006) proposed a closed-form formula for estimating the covariance matrix, they also cautioned that the finite-sample estimate may not always be positive semi-definite. Therefore, in this study, we conduct a comprehensive reevaluation of the estimation method and inference procedures for GIR coefficients, aiming to improve the reliability of covariance matrix estimates and potentially achieve more efficient coefficient estimates.

Our two-stage estimation method for GIRs makes five key contributions to the existing literature on multi-horizon linear projection and causality studies.

First, we introduce an innovative identification method for GIRs that leverages second-moment conditions of observables and VAR innovations. This novel approach offers an alternative to the traditional LS method for estimating multi-horizon linear projection models, drawing on the well-established Two-Stage Least Squares (2SLS) framework but diverging in its application. The method consists of two distinct stages: in the first, VAR residuals are estimated using LS, and in the second, these residuals are employed as instrumental variables in a 2SLS procedure. To address potential issues related to unit roots, we also incorporate a lag-augmented version of the two-stage estimation. Our approach complements the LS method in multi-horizon projection models, enhancing both estimation precision and the robustness of inference.

Second, we compare the estimation efficiency of our two-stage approach with the LS method through both theoretical and empirical analyses. The theoretical discussion is based on an illustrative AR(2) process, where we compare the asymptotic variances of the two methods using explicit formulas and the true values of the underlying data-generating process. This analysis shows that LS estimates outperform the two-stage estimates only when the horizon is very short or the data is highly cyclical. Empirically, we conduct Monte Carlo simulations on a bivariate VAR(2) process, which demonstrate that the two-stage estimates are generally no less efficient than LS estimates. Our findings serve as a reminder to the econometrics community that instrumental variable estimates in time series may not always suffer from efficiency loss compared to LS. Furthermore, our theoretical results show that the two-stage estimates are asymptotically as efficient as the lag-augmented two-stage estimates, contradicting the common belief that lag augmentation in time series typically reduces efficiency.

Third, we develop a simple and robust method for estimating the covariance matrix of GIR estimates, which relies on the long-run variance of the regression score function. This approach eliminates the need to correct for serial correlation in the projection error. Our method removes the necessity for HAC estimates for all coefficients in a multi-horizon linear projection, including those for impulse response functions and lagged coefficients. By bypassing the complications associated with selecting bandwidths and kernel functions in HAC estimation, our approach simplifies the process. Monte Carlo simulations show that our robust covariance estimates lead to more reliable empirical test results compared to HAC estimates.

Fourth, we contribute to econometric theory by deriving the asymptotic normality of two-stage GIR estimates uniformly over the parameter space, allowing the projection horizon to grow with the sample size. Specifically, we consider the persistence of underlying data processes to range from stationary to integrated of order one or order two. The projection horizon is permitted to expand infinitely at varying rates relative to the sample size, depending on the parameter space. This uniformity across the parameter space and allowance for long-range horizons provide robust

theoretical justification for empirical macroeconomic applications.

Fifth, our empirical analysis of the GIRs for economic activity in response to economic uncertainty reveals both short-run (1–3 months) and long-run (around 30 months) causal effects. The findings underscore the longer-than-expected impact of uncertainty on economic activity. Additionally, our empirical GIR studies highlight the limitations of impulse response analysis. In the long run, the Wald test on impulse responses is statistically insignificant, while the causality test remains significant, suggesting that impulse responses may fail to capture persistent causal effects over extended horizons.

Relevant Literature—From an economic conceptual perspective, the multi-horizon linear projection model, as examined in this paper, forms a foundational framework in the study of causality and predictability Lütkepohl (1993), Dufour and Renault (1998), Dufour et al. (2006), Dufour and Taamouti (2010), Diebold and Yılmaz (2014). The novel identification and estimation method we propose draws from innovation algorithms for (vector) ARMA processes Hannan and Rissanen (1982), Brockwell and Davis (1991), Dufour and Pelletier (2022), and is closely related to recent literature on Local Projection-Instrumental Variable (LP-IV) methods, as explored by Stock and Watson (2018). To the best of our knowledge, no existing studies have focused on using estimated VAR residuals as internal instruments to estimate GIRs within a multi-horizon linear projection model.

Regarding the statistical inference of two-stage estimates, the methodology for obviating HAC standard errors, even in the presence of serially correlated residuals, has been explored by Montiel Olea and Plagborg-Møller (2021), Breitung and Brüggemann (2023), and Xu (2023). However, these studies primarily focus on Sims; impulse responses rather than all coefficients in the projection model. The concept of uniform inference, which controls the test level in the "worst" case scenario, is thoroughly discussed in Dufour (2003) and Andrews, Cheng and Guggenberger (2020). Specific applications to time series can be found in Mikusheva (2007), Mikusheva (2012), Inoue and Kilian (2020), Montiel Olea and Plagborg-Møller (2021), and Xu (2023). Research on long (potentially infinite) projection horizons has also been conducted by Montiel Olea and Plagborg-Møller (2021) and Xu (2023). Our paper is the first to fully examine uniform inference for all coefficient estimates in a multi-horizon linear projection model, while also addressing restrictions on the projection horizon for stationary, I(1), and I(2) processes.

Outline—Section 2 introduces the notation and outlines the data generation process. In Section 3, we present the concept of two-stage identification and estimation. Section 4 explores robust inference methods that eliminate the need to correct for serial correlation in the projection residuals. The main statistical results on uniform inference for two-stage estimates are detailed in Section 5. Section 6 compares the asymptotic efficiency of our two-stage estimates with standard LS estimates. Section 7 presents the results of Monte Carlo simulations. In Section 8, we apply the proposed statistical methodology for GIR estimation to analyze the dynamic causality of economic uncertainty on macroeconomic aggregates. Finally, we conclude the paper in Section 9.

2. Framework

2.1. Model and parameter space

In this paper, we consider a multivariate time series following a Vector Autoregressive (VAR) process,

$$y_t = \Phi_1 y_{t-1} + \Phi_2 y_{t-2} + \cdots + \Phi_p y_{t-p} + u_t \quad (2.1)$$

where y_t represents a K -dimensional vector of variables, and u_t is a vector of innovations. The sequence of u_t is defined on a probability space $(\Omega, \mathcal{F}, \mathbb{P})$. We define the information set at time t , denoted as \mathcal{F}_t , which is generated by $\{y_s\}_{s \leq t}$. We consider u_t as a white noise vector process with non-singular covariance matrix Σ_u . The order p is a finite integer known a priori.⁵ For the sake of notation simplicity, we omit the intercept and deterministic function in our notation, which generally do not impact the limiting results for the estimated coefficients.⁶ The initial conditions are set as $y_t = 0$ for $-p + 1 \leq t \leq 0$.

We investigate a broad range of time series processes, including stationary processes, I(1), and I(2) processes. In addition, we account for the presence of a 'local-to-unit' root, aiming to ensure uniform inference across the specified parameter space while allowing the projection horizon to grow infinitely. Our framework also accommodates the potential presence of cointegration within the process, further enhancing its practical applicability. Notably, we highlight that processes conforming to a VARX model can also benefit from our findings. This is because VARX is a specific case of VAR, where the equation for the exogenous variable imposes constraints on the coefficients of the endogenous variables, setting them to zero (see p. 74 in Kilian and Lütkepohl (2017)).

We build up the following setup for the VAR parameter space definition:

Definition 2.1 *VAR Parameter Space:* Given $c = (c_0, c_1)'$, $c_0, c_1 > 0$, $\varepsilon \in (0, 1)$, and integer $\delta \in \{0, 1, 2\}$, let $\mathcal{B}(\delta, c, \varepsilon)$ denote the space of autoregressive coefficients such that the lag polynomial $\Phi_\delta(L) = I_K - \sum_{i=1}^p \Phi_i L^i$ admits the factorization

$$\Phi_\delta(L) = B_\delta(L)U_1(L)U_2(L)\Pi \quad (2.2)$$

where $\lambda_{\min}(\Pi) > c_0$, $U_i(L) = I - \mathbb{1}_{(\delta \geq i)} P_i L$, $P_i = \text{diag}[\rho_{m,i}]$, $\rho_{m,i} \in [-1, 1]$, for $1 \leq m \leq K$ and $i = 1, 2$. In particular, it is restricted that $|\rho_{m,2}| = 1$, if $|\rho_{m,1}| \geq 1 - \varepsilon/2$. The polynomial $B_\delta(L) = \sum_{i=0}^{p-\delta} B_i L^i$ satisfies $B_0 = \Pi^{-1}$ and $\|\mathbf{B}_\delta^h\| < c_1(1 - \varepsilon)^h$, for all positive integer h , where \mathbf{B}_δ is the

⁵Two reasons support the assumption that the order p is known a priori. First, the VAR coefficient estimates still have pointwise convergence to a standard Gaussian distribution as long as order p can be consistently estimated by certain types of information criteria (see p62, Kilian and Lütkepohl (2017)). Second, in practice, order p can be considered a known upper bound for the number of VAR lags. Thus, the assumption that p is known a priori is not as restrictive as it might initially appear.

⁶In practice, researchers may incorporate dummy variables or polynomial functions of time t to "detrend" the data, as discussed in Toda and Yamamoto (1995).

companion matrix defined as

$$\mathbf{B}_\delta = \begin{bmatrix} B_0^{-1}B_1 & B_0^{-1}B_2 & \cdots & B_0^{-1}B_{p-\delta-1} & B_0^{-1}B_{p-\delta} \\ I & 0 & \cdots & 0 & 0 \\ 0 & I & & \vdots & 0 \\ \vdots & & \ddots & 0 & \vdots \\ 0 & \cdots & 0 & I & 0 \end{bmatrix}. \quad (2.3)$$

The parameter space encompasses various stationary, I(1), and I(2) VAR processes, with the integer δ serving as a control parameter that represents the degree of data persistence. When all roots are believed to be distant from the unit circle, $\delta = 0$. If at most one root is close to or on the unit circle, $\delta = 1$, while in the case where two roots may be unity, $\delta = 2$. The parameter $\rho_{m,i}$, which lies between -1 and 1, can be treated as local-to-unity (e.g., $\rho_{m,i} = 1 - c/T$). In contrast, the roots in $B_\delta(L)$ are constrained to remain strictly bounded away from the unit circle. Finally, the non-singular rotation matrix Π allows the process to incorporate cointegration.

Notably, although I(2) processes are rarely observed in practice, we include them in our framework to enhance the generalizability of our theory. Specifically, we illustrate the parameter space condition where $|\rho_{m,2}| = 1$ if $|\rho_{m,1}| \geq 1 - \varepsilon/2$. This constraint implies that when $|\rho_{m,1}|$ is sufficiently close to the unit circle, $|\rho_{m,2}|$ must lie on the unit circle. However, this condition is not as restrictive as it may initially seem, as ε can be chosen arbitrarily small. This setup accommodates a wide range of persistent datasets, including cases where both roots equal unity, one root equals unity while the other is local-to-unity, or one root is local-to-unity while the other is strictly less than unity. The only exception is when both roots are local-to-unity, such as when $|\rho_{m,1}| = |\rho_{m,2}| = 1 - c/T$. This consideration arises because two local-to-unity roots offer limited practical meaning and would require additional notations in the derivation of the limiting distribution.

Our purpose is to establish a Gaussian limiting distribution for GIR estimates, covering cases where the data is persistent and integrated up to order two, while allowing the projection horizon to scale with the sample size. We show that as data persistence increases, the constraints on the projection horizon become more restrictive. This is an extension of traditional setups with a finite (fixed) horizon, the variation in the projection residual remains finite, regardless of the integration order.

Under the data generating process of (2.1), the multi-horizon linear projection model is represented as:

$$y_{t+h} = \sum_{i=1}^p \Phi_i^{(h)} y_{t+1-i} + u_t^{(h)}, \quad (2.4)$$

where $(\Phi_1^{(h)}, \Phi_2^{(h)}, \dots, \Phi_p^{(h)})$ are GIRs defined by Dufour and Renault (1998). The recursive formula is detailed as follows,

$$\Phi_j^{(h+1)} = \Phi_{j+h} + \sum_{l=1}^h \Phi_{h-l+1} \Phi_j^{(l)} = \Phi_{j+1}^{(h)} + \Phi_1^{(h)} \Phi_j, \quad \Phi_j^{(1)} = \Phi_j, \quad \Phi_1^{(h)} = \Psi_h; \quad (2.5)$$

where the coefficient Ψ_h represents the Sims' impulse response function at horizon h . The residual term $u_t^{(h)}$ follows an MA($h - 1$) process:

$$u_t^{(h)} = y_{t+h} - P_L(y_{t+h} | \mathcal{F}_t) = \sum_{j=0}^{h-1} \Psi_j u_{t+h-j}. \quad (2.6)$$

Generally, coefficients in (2.4) can be estimated through two methodologies. The review of estimation methods is presented in the next subsection.

2.2. Existing estimation methods

This subsection reviews two prominent approaches for estimating GIR coefficients: the Least Squares Projection (LS-Proj) method and the Recursive (RC) method. Given that equation (2.4) represents a simultaneous equation system with identical regressors across equations, we can, without loss of generality, focus on the first equation. The projection model is expressed as:

$$y_{1,t+h} = \beta_h' x_t + e_{t,h} \quad (2.7)$$

where β_h denotes the p -lag coefficients in the first row of the system, where $\beta_h = (\Phi_{1\bullet,1}^{(h)}, \Phi_{1\bullet,2}^{(h)}, \dots, \Phi_{1\bullet,p}^{(h)})'$. The vector x_t consists of lagged values of y , specifically $x_t := (y_t', \dots, y_{t-p+1}')'$, and $e_{t,h}$ represents the first element of $u_t^{(h)}$.

LS Projection (LS-Proj) method: As demonstrated by Dufour et al. (2006), the orthogonality between the residuals and the p -lag regressors allows the LS method to yield consistent coefficient estimates:

$$\hat{\beta}_h^{\text{LS}} = \underset{\beta_h}{\operatorname{argmin}} \sum_{t=1}^{T-h} (y_{1,t+h} - \beta_h' x_t)^2 \quad (2.8)$$

However, a key challenge arises in conducting statistical inference due to the presence of serially correlated residuals. It requires estimating the long-run variance (LRV) of the regression score function, $x_t e_{t,h}$,

$$\operatorname{LRV}(x_t e_{t,h}) := \sum_{k=-\infty}^{\infty} \mathbb{E}[x_t x_{t+k}' e_{t,h} e_{t+k,h}] \quad (2.9)$$

The summation is truncated at order $h - 1$ if u_t satisfies a martingale difference sequence (m.d.s.) condition. When the forecast horizon exceeds one, the presence of serially correlated residuals often leads practitioners to rely on various HAC estimators for constructing confidence intervals or test statistics. Dufour et al. (2006) provide an explicit formula for $\operatorname{LRV}(x_t e_{t,h})$. However, they also recognize that in small samples, the resulting estimates may not be positive semi-definite. The explicit covariance matrix estimate proposed by Dufour et al. (2006) corresponds to a special case of the HAC estimator with truncated lags and equal weights.

Recursive VAR (RC-VAR) method: The recursive method (RC) involves estimating coeffi-

cients using the recursive formula provided in equations (3.7) and (3.8) of Dufour and Renault (1998). In this approach, the first stage estimates the VAR slope coefficients, followed by the iterative computation of coefficients across different horizons using the recursive formula. Within the finite-order VAR framework, the RC method is typically implemented through a companion matrix, which transforms a VAR(p) process into a VAR(1) model. This transformation simplifies the projection equations, as described in equation (2.2.9) of Lütkepohl (2005). Thus, the recursive method can be represented as follows:

$$\hat{\beta}_h^{\text{RC}} = \mathbf{v}'_1 \hat{\Phi}^h \quad (2.10)$$

where the vector \mathbf{v}_1 is a unit-size vector with a conformable dimension, where the first element is one and all others are zero. The matrix $\hat{\Phi}$ represents the estimated companion matrix derived from the VAR coefficient estimates. It is important to note that the RC method is closely related to the approach used for computing impulse response functions, as demonstrated by Lütkepohl (1990).

Compared to the LS projection method, applying the RC method requires caution due to its reliance on the delta method for statistical inference, given the non-linear transformation involved in the estimation process. As noted by Dufour et al. (2006), standard Wald-type test statistics may result in asymptotically singular covariance matrices due to the reduced rank of the Jacobian matrix. This issue can arise, for instance, if the underlying process is white noise, as recognized by Benkwitz et al. (2000), Dufour and Valéry (2015), Inoue and Kilian (2020), and Dufour et al. (2023), among others. Consequently, conventional asymptotic theory may not apply to such statistics without the appropriate rank condition. This limitation partly explains the preference for the LS projection method, despite its potential inefficiency.

3. Identification and estimation

In this section, we present an innovative two-stage method for identifying and estimating the coefficients of multi-horizon linear projections.

3.1. Moment-based identification

We revisit the first row of the multi-horizon linear projection model, as defined in equation (2.7):

$$y_{1,t+h} = \beta'_h x_t + e_{t,h}, \quad (3.11)$$

The conventional identification approach relies on the assumption of weak exogeneity, expressed as $\mathbb{E}[x_t(y_{1,t+h} - \beta'_h x_t)] = 0$, which is typically satisfied when u_t is orthogonal to past observables. As an alternative, we propose using VAR innovations as instruments for identifying the coefficient parameters:

$$z_t := (u'_t, u'_{t-1}, \dots, u'_{t-p+1})'. \quad (3.12)$$

As the underlying process follows a VAR model, the system of equations can be written as:

$$y_{1,t+h} = \beta'_h x_t + e_{t,h}, \quad (3.13)$$

$$x_t = \bar{\Psi}_p z_t + v_t. \quad (3.14)$$

This formulation provides an alternative identification strategy, utilizing the structure of the VAR model for efficient estimation. where $\bar{\Psi}_p$ is a $pk \times pk$ upper triangular matrix, $\bar{\Psi}_p = [\bar{\Psi}_{ij,p}]_{1 \leq i, j \leq p}$, $\bar{\Psi}_{ij,p} = \Psi_{j-i}$ if $j \geq i$ and zero otherwise, $v_t = P(x_t | \mathcal{F}_{t-p})$ is a $pk \times 1$ vector of residuals, $v_t = (v'_{1,t}, v'_{2,t}, \dots, v'_{p,t})'$, and $v_{i,t} = y_{t-i+1} - \sum_{j=i}^p \Psi_{j-i} u_{t+1-j}$.

The two-equation system described above can essentially be interpreted as a two-stage least squares (2SLS) procedure, where z_t serves as the instrument. Thus, we can replace x_t with its instrumental variable (IV) representation:

$$y_{1,t+h} = \beta'_h \bar{\Psi}_p z_t + (e_{t,h} + \beta'_h v_t). \quad (3.15)$$

Since the instrument z_t comprises innovations from time t to $t - p + 1$, it satisfies the weak exogeneity condition: $\mathbb{E}[e_{t,h} z_t] = 0$. Moreover, as each component of z_t corresponds to the innovation term of the related observable, z_t is naturally correlated with the regressor x_t . This correlation ensures that the triangular matrix $\bar{\Psi}_p$ is non-singular. Specifically, the covariance matrix $\mathbb{E}[z_t x_t']$ is given by:

$$\mathbb{E}[z_t x_t'] = (I_p \otimes \Sigma_u) \bar{\Psi}_p'. \quad (3.16)$$

The non-singularity of both the covariance matrix Σ_u and the triangular matrix $\bar{\Psi}_p$ ensures the validity of the instrument. The coefficient β_h can then be identified using the following moment conditions:

$$\beta_h = \mathbb{E}[z_t x_t']^{-1} \mathbb{E}[z_t y_{1,t+h}]. \quad (3.17)$$

For instance, in a simple VAR(1) model where $x_t = y_t$ and $z_t = u_t$, we have $\mathbb{E}[z_t x_t'] = \Sigma_u$ and $\mathbb{E}[z_t y_{1,t+h}] = \Sigma_u \Psi'_{1\bullet,h}$. Consequently, β_h is identified as:

$$\beta_h = \mathbb{E}[z_t x_t']^{-1} \mathbb{E}[z_t y_{1,t+h}] = \Psi'_{1\bullet,h}. \quad (3.18)$$

This identification strategy provides an alternative estimation method using the instrument z_t , rather than the conventional use of x_t .

3.2. Feasible and infeasible two-stage estimates

In this subsection, we propose two types of two-stage estimators: infeasible and feasible. As previously discussed, the identification of β_h relies on the VAR innovation u_t . Infeasible estimates are derived using the actual, though typically unobserved, innovations u_t . In contrast, feasible estimates are computed using the LS-estimated residuals, \hat{u}_t .

3.2.1. Two-stage estimates

Following the moment-based identification method discussed earlier, and assuming z_t is available, the two-stage estimates can be computed as:

$$\tilde{\beta}_h^{2S} = \left(\sum_{t=p}^{T-h} z_t x_t' \right)^{-1} \left(\sum_{t=p}^{T-h} z_t y_{1,t+h} \right). \quad (3.19)$$

These estimates, $\tilde{\beta}_h^{2S}$, are termed infeasible because the innovation process u_t is generally unobserved. In practice, it is common to replace u_t with the estimated VAR residuals, \hat{u}_t , and derive an estimate for z_t as follows:

$$\hat{z}_t = (\hat{u}_t', \hat{u}_{t-1}', \dots, \hat{u}_{t-p+1}')', \quad (3.20)$$

where $\hat{u}_t = y_t - \sum_{i=1}^p \hat{\Phi}_i y_{t-i}$, and $\hat{\Phi}_i$ represents the coefficient matrices estimated through LS on a VAR(p) model. This leads to the feasible estimator:

$$\hat{\beta}_h^{2S} = \left(\sum_{t=p}^{T-h} \hat{z}_t x_t' \right)^{-1} \left(\sum_{t=p}^{T-h} \hat{z}_t y_{1,t+h} \right). \quad (3.21)$$

A critical step in deriving the asymptotic distribution for the feasible estimator is establishing its asymptotic equivalence with the infeasible estimator. Specifically, it is necessary to demonstrate that incorporating the estimated z_t does not introduce asymptotic bias at the order of the square root of the sample size. This formal result is presented in Proposition 5.2. It is important to note that using estimated variables as instruments in two-stage least squares (2SLS) differs fundamentally from employing estimated variables directly as regressors, as in the LS-based VARMA estimation method discussed by Hannan and Rissanen (1982). In the latter case, efficiency losses occur when estimated residuals are used as regressors, prompting the development of remedial procedures to improve efficiency. In contrast, our paper demonstrates that using estimated residuals as instruments does not impair efficiency.

With both feasible and infeasible two-stage estimators established, an important question arises: why transition from the well-established, straightforward LS-based estimation to the two-stage method? This question is addressed by highlighting three key advantages.

First, two-stage estimators typically yield more efficient results across a broad spectrum of data-generating processes and projection horizons. A detailed analysis of asymptotic efficiency is provided in Section 6, where an illustrative AR(2) model offers intuitive insights into the enhanced efficiency of two-stage estimators. Additionally, the section on Monte Carlo simulations examines these efficiency comparisons from an empirical perspective.

Second, the two-stage approach addresses serial correlation in projection residuals by providing robust covariance estimation, thereby eliminating the need for HAC corrections. This leads to more reliable inference, as HAC estimates are known to be unreliable in finite samples. In Section 4, we introduce a novel method for estimating the long-run variance of the regression score function, with

detailed theoretical and methodological discussions.

Third, the two-stage method facilitates the analysis of infinite projection horizons, a significant advantage for macroeconometric research, where the projection horizon often represents a substantial portion of the sample. In contrast, the literature on standard LS estimation remains largely silent on infinite projection horizons. We address this gap by exploring long projection horizons and specifying the conditions under which the Gaussian limiting distribution holds for two-stage estimates.

3.2.2. Lag-augmented two-stage estimates

Our two-stage estimates encounter non-standard convergence issues when the data exhibit a unit root.⁷ To address this, we introduce a lag-augmented version of the two-stage estimates, as proposed by Toda and Yamamoto (1995) and Dolado and Lütkepohl (1996).

The regression model under consideration is augmented with one or two additional lags, represented as:

$$y_{1,t+h} = (\beta'_h, \gamma'_\delta)x_{t,\delta} + e_{t,h}, \quad (3.22)$$

for $\delta = 1, 2$, where the coefficient γ_δ is a (δK) -dimensional nuisance parameter associated with the extra lag(s), and γ_δ equals to zero in the population. Here, $x_{t,1} := (x'_t, y'_{t-p})'$ and $x_{t,2} := (x'_t, y'_{t-p}, y'_{t-p-1})'$. Notably, the lag-augmented regression nests the standard regression when $\delta = 0$, in which case $x_{t,0} = x_t$ and γ_0 is an empty vector.

The inclusion of the extra lag(s) serves as a control variable, allowing the previous regressors to be transformed (e.g., first-differenced) into stationary variables. This transformation facilitates the derivation of the Gaussian limiting distribution. Instead of directly applying the Least Squares (LS) method, as done in the linear projection framework, we employ VAR residuals as instruments with lag augmentation: $z_{t,1} := (z'_t, y'_{t-p})'$ or $z_{t,2} := (z'_t, y'_{t-p}, y'_{t-p-1})'$, using a two-stage least squares (2SLS) approach. Here, z_t is defined as in equation (3.12). This yields the infeasible lag-augmented estimates as follows:⁸

$$\tilde{\beta}_h^{\text{LA}(\delta)\text{-2S}} = H_\delta \left(\sum_{t=p+\delta}^{T-h} z_{t,\delta} x'_{t,\delta} \right)^{-1} \left(\sum_{t=p+\delta}^{T-h} z_{t,\delta} y_{1,t+h} \right), \quad (3.23)$$

where H_δ represents a $pK \times (p + \delta)K$ selection matrix, defined as $H_\delta := (I_{pK}, 0_{pK \times \delta K})$. Following the rationale for lag augmentation as outlined in Dolado and Lütkepohl (1996) and related literature, the first p regressors in $x_{t,\delta}$ can be linearly transformed into a stationary process due to the lag

⁷For example, in the case of an AR(1) random walk, the covariance matrix $T^{-1} \sum_{t=1}^T u_t y_t$ does not converge to the variance of u_t but instead to a stochastic process. Although this process has finite mean and variance, it is almost surely bounded by a constant, as guaranteed by Chebyshev's inequality. This ensures consistency, as the sample mean of the score function, $u_t e_{t,h}$, converges in probability to zero. However, this invalidates the use of Wald-type tests with standard critical values.

⁸When $\delta = 0$, the estimate $\tilde{\beta}_h^{\text{LA}(0)\text{-2S}}$ coincides with the non-lag-augmented two-stage estimate $\tilde{\beta}_h^{2S}$. Thus, $\tilde{\beta}_h^{2S}$ ($\hat{\beta}_h^{2S}$) and $\tilde{\beta}_h^{\text{LA}(0)\text{-2S}}$ ($\hat{\beta}_h^{\text{LA}(0)\text{-2S}}$) are interchangeable in this paper.

augmentation. This leads to the convergence in probability of the sample covariance. Further details, along with the theoretical proof, are provided in Section 5.

Since the innovation process u_t is not directly observed, we propose feasible lag-augmented estimates:

$$\hat{\beta}_h^{\text{LA}(\delta)\text{-2S}} = H_\delta \left(\sum_{t=p+\delta}^{T-h} \hat{z}_{t,\delta} x'_{t,\delta} \right)^{-1} \left(\sum_{t=p+\delta}^{T-h} \hat{z}_{t,\delta} y_{1,t+h} \right), \quad (3.24)$$

where $\hat{z}_{t,\delta}$ is obtained by replacing z_t in $z_{t,\delta}$ with \hat{z}_t , and \hat{z}_t is calculated in the same manner as in the stationary case. The theoretical proof of the asymptotic equivalence between the feasible and infeasible lag-augmented two-stage estimates will be provided in Section 5.

4. Regression score function and statistical inference

In this section, we propose an alternative estimation method for the long run variance of the regression score function, which obviates the need to correct the serial correlation of the score function.

4.1. HAC standard error

In general, the necessity of HAC inference in conventional methods stems from the serial correlation in the regression score function, $x_t e_{t,h}$, particularly when the horizon h exceeds one. This subsection introduces a simple method to obviate the need for HAC inference.

Let the regression score function for the two-stage estimates be denoted as

$$s_{t,h} := z_t e_{t,h} = (e_{t,h} u'_t, e_{t,h} u'_{t-1}, \dots, e_{t,h} u'_{t-p+1})', \quad (4.25)$$

Under certain regularity conditions on the innovation process, such as strict stationarity and ergodicity, or strong mixing, the scaled summation of the regression score function is expected to converge in law,

$$\bar{T}^{-1/2} \sum_{t=p}^{T-h} s_{t,h} \xrightarrow{d} N(0, \Omega_{s,h}), \quad (4.26)$$

where $\bar{T} = T - h - p + 1$, and $\Omega_{s,h}$ denotes the LRV of $s_{t,h}$,

$$\Omega_{s,h} := \sum_{k=-\infty}^{\infty} \mathbb{E}[s_{t,h} s'_{t+k,h}] \quad (4.27)$$

Note the summation would be truncated at order $h - 1$ if u_t satisfies a m.d.s. condition. The sum of lead-lag covariance matrices stems from the serial correlation presenting in $e_{t,h}$, given its characterization as an MA($h - 1$) process. Notably, the summation is truncated at order $h - 1$ due to the property that $\mathbb{E}[s_{t,h} s'_{t-k}] = \mathbf{0}$ for all $|k| \geq h$ under the m.d.s. assumption.

Consequently, to conduct statistical tests or establish confidence intervals, it becomes imperative to prove (4.26) and propose a consistent estimate of $\Omega_{s,h}$. Typically, due to the lead-lag summation described in (4.27) and the need of positive semi-definite LRV estimates in finite samples, researchers commonly resort to utilizing HAC estimators, such as the Newey-West estimator, along with specific bandwidth and weight selections. However, we have recognized that by imposing slightly more stringent assumptions on the innovation process u_t , it may be feasible to obviate the need for HAC estimation to achieve a positive semi-definite estimate of $\Omega_{s,h}$.

4.2. Simple and robust heteroskedastic consistent standard error

This subsection derive the limiting distribution for (4.26) along with a simple and robust approach to estimate the long-run variance $\Omega_{s,h}$.

4.2.1. Reordered regression score function

We perform an algebraic manipulation of the regression score function and introduce a new series, $s_{t,h}^*$, defined as:

$$s_{t,h}^* := (e_{t,h}u_t', e_{t+1,h}u_t', \dots, e_{t+p-1,h}u_t')'. \quad (4.28)$$

Specifically, the construction of $s_{t,h}^*$ involves replacing the j -th component in $s_{t,h}$ with its $(j-1)$ -th leading value. For instance, the second component in $s_{t,h}$, $e_{t,h}u_{t-1}$, is replaced by $e_{t+1,h}u_t$. The introduction of $s_{t,h}^*$ serves two purposes: (1) it reorders the elements of $s_{t,h}$, ensuring that both series have the same long-run variance; and (2) under certain regularity conditions on the u_t process, $s_{t,h}^*$ becomes serially uncorrelated, and its long-run variance is identical to its variance. To clarify this property, we explicitly express $s_{t,h}^*$ as:

$$s_{t,h}^* = (e_{t,h}, e_{t+1,h}, \dots, e_{t+p-1,h})' \otimes u_t. \quad (4.29)$$

To avoid the need for HAC estimators and to propose positive semi-definite consistent estimates of $\Omega_{s,h}$, we introduce the following assumption:

Assumption 4.1 MEAN INDEPENDENCE ASSUMPTION ON THE INNOVATION PROCESS.

The process u_t is mean-independent, i.e., $\mathbb{E}[u_t | \{u_\tau\}_{\tau \neq t}] = 0$ almost surely.

There are three main reasons for adopting the mean-independence assumption in our innovation process. First, it provides a sufficient condition for proposing a convenient method to estimate the long-run variance $\Omega_{s,h}$. Typically, when estimating $\Omega_{s,h}$, which involves summing lead-lag covariances, HAC estimators are required to ensure positive semi-definiteness in finite samples. However, under Assumption 4.1, $\Omega_{s,h}$ becomes algebraically equivalent to the variance of $s_{t,h}^*$. For

illustration, consider the case where $t < \tau$, which leads to:

$$\begin{aligned} \mathbb{E}[s_{t,h}^* s_{\tau,h}^{*'}] &= \mathbb{E}[\mathbb{E}[s_{t,h}^* s_{\tau,h}^{*'} \mid \mathbf{u}_{t+1}, \mathbf{u}_{t+2}, \dots]] \text{ (Law of Iterated Expectations)} \\ &= \mathbb{E}[(e_{t,h}, e_{t+1,h}, \dots, e_{t+p-1,h})' \otimes \underbrace{\mathbb{E}[\mathbf{u}_t \mid \mathbf{u}_{t+1}, \mathbf{u}_{t+2}, \dots]}_{=0}] s_{\tau,h}^{*'} = 0. \end{aligned} \quad (4.30)$$

where the second equality holds because the explicit form of $s_{t,h}^*$ reveals that $s_{t,h}^*$ and $(e_{t,h}, e_{t+1,h}, \dots, e_{t+p-1,h})$ are measurable with respect to the information set $\sigma(\mathbf{u}_{t+1}, \mathbf{u}_{t+2}, \dots)$, since $e_{t+i,h}$ is a linear combination of $\mathbf{u}_{t+1+i}, \dots, \mathbf{u}_{t+h+i}$. This framework, previously applied by Montiel Olea and Plagborg-Møller (2021) in impulse response estimation, is extended in our study to encompass all coefficients within a multi-horizon linear projection model.⁹

It is important to note, as Xu (2023) highlights, that the mean-independence assumption is sufficient but not necessary to achieve a zero-correlation result for the regression score function. Moreover, this assumption may not hold in all contexts, especially in the presence of skewed distributions or conditional heteroskedasticity, which could violate it. While we acknowledge these limitations, the second and third motivations for using the mean-independence assumption may outweigh these concerns, making it a valuable assumption in this context.

Second, the mean-independence assumption facilitates the application of the Central Limit Theorem (CLT) for martingale difference sequences to establish convergence in distribution. In conventional frameworks with finite horizons, various versions of the CLT can be employed. The key point here is that a finite horizon guarantees a finite variance for the regression score function, ensuring that $\lambda_{\max}(\Omega_{s,h}) < c < \infty$. However, when the horizon grows relative to the sample size, as often occurs in macroeconomic applications where the projection horizon constitutes a significant portion of the sample size, the variance may become unbounded, particularly in processes with unit roots. This issue is observed in Monte Carlo simulations, where increasing the horizon degrades the empirical size of statistical tests based on asymptotic variance and critical values from a standard Gaussian distribution, especially in highly persistent processes. Therefore, we rely on the CLT for martingale difference sequences, which accommodates unbounded variance.

Third, while convergence can still be established under weaker conditions, such as assuming a martingale difference sequence and mixing, these conditions impose restrictions on the horizon h . Xu (2023) proposed an alternative method to derive asymptotic results by restructuring the regression score function in a more complex manner. This approach introduces two asymptotically negligible terms, with an order dependent on the horizon h , implying that the theorem would only hold if $h/T \rightarrow 0$ in the limit. In our view, this condition applies even for finite-order stationary VAR processes, which are commonly encountered in practice. While this restructuring allows for relaxing the mean-independence assumption to a martingale difference sequence assumption, it limits the horizon h from growing toward infinity at the rate permitted under stationarity. Our results, by contrast, allow the horizon h to represent a non-trivial proportion of the sample size T . Therefore, we adopt the mean-independence assumption in this paper.

⁹Montiel Olea and Plagborg-Møller (2021), footnote 7, notes that inference for lagged coefficients in Local Projection models typically relies on HAC estimators. We address this by demonstrating that using VAR-estimated residuals as instruments yields a standard limiting distribution for these coefficients without HAC estimators.

In light of these considerations, the algebraic manipulation and the result presented in Equation (4.30) demonstrate that the variance of $s_{t,h}^*$ is equal to the long-run variance (LRV) of $s_{t,h}$. This insight allows us to bypass the use of HAC standard errors, as the LRV of $s_{t,h}$ —which involves summing lead-lag covariances—typically requires HAC estimation to ensure positive semi-definiteness in finite samples. The natural estimate of the variance of $s_{t,h}^*$, however, satisfies this criterion directly.

We formalize these findings in the following lemma:

Lemma 4.1 LEMMA OF THE LRV MATRIX. *Suppose Assumption 4.1 holds, then*

$$\text{Var}(s_{t,h}^*) = \Omega_{s,h}, \quad (4.31)$$

where $s_{t,h}^*$ and $\Omega_{s,h}$ are defined in (4.28) and (4.27), respectively.

The proof of Lemma (4.1) is provided in Appendix (D.1). Lemma (4.1) states that $\Omega_{s,h}$ is identical to the variance matrix of $s_{t,h}^*$, offering a straightforward method for estimating the LRV $\Omega_{s,h}$. Empirical researchers need only estimate the sample variance of $s_{t,h}^*$, rather than the LRV of $s_{t,h}$. As the sample variance is naturally positive semi-definite, this approach eliminates the need for HAC correction of the serial correlation.

4.2.2. Asymptotic normality

The asymptotic convergence to normality will be established in two steps. First, we decompose the summation of $s_{t,h}$ into three parts: the primary component, which is the summation of the reordered regression score function $s_{t,h}^*$, and two additional asymptotically negligible terms, $\bar{s}_{1,h}$ and $\bar{s}_{2,h}$. Second, we demonstrate the convergence in distribution of the summation of $s_{t,h}^*$ using the martingale Central Limit Theorem, thereby confirming the convergence of the regression score function. The primary challenge arises from the potentially unbounded variance of $e_{t,h}$ as the horizon h increases, particularly in cases of persistent data.

The summation of $s_{t,h}$ is expanded as follows:

$$\sum_{t=p}^{T-h} s_{t,h} = \bar{s}_{1,h} + \bar{s}_{2,h} + \sum_{t=p}^{T-h-p+1} s_{t,h}^*, \quad (4.32)$$

where $\bar{s}_{1,h}$ and $\bar{s}_{2,h}$ are two terms of order $(p-1)$, defined as $\bar{s}_{1,h} = \sum_{i=1}^{p-1} s_{i,h}^{**}$ and $\bar{s}_{2,h} = \sum_{i=1}^{p-1} s_{i,h}^{***}$, with $s_{i,h}^{**} = J_{(-i)} s_{i,h}^*$ and $s_{i,h}^{***} = J_{(p-i)} s_{\bar{T}+i,h}^*$. Here, $\bar{T} = T - h - p + 1$, and $J_{(i)}$ and $J_{(-i)}$ denote the first iK rows and the last $(p-i)K$ rows of an identity matrix of dimension pK , respectively, such that $[J_{(i)}, J_{(-i)}] = I_{pK}$. The terms $\bar{s}_{1,h}$ and $\bar{s}_{2,h}$ arise from the reordering process. When the VAR order p is finite, these terms are bounded by a constant scaled by the standard error of $s_{t,h}^*$, almost surely, as guaranteed by Chebyshev's inequality.

To establish the limiting result, we show that the scaled summations of $\sum_{t=p}^{T-h} s_{t,h}$ and $\sum_{t=p}^{T-h-p+1} s_{t,h}^*$ are asymptotically equivalent.

Lemma 4.2 ASYMPTOTIC EQUIVALENCE. *Let the autoregressive coefficients be in the parameter space $\mathcal{B}(\delta, c, \varepsilon)$. Let $c = (c_0, c_1)$, $c_0, c_1 > 0$, $\varepsilon \in (0, 1)$. If one of the following conditions holds,*

(i) $\delta = 0$ and $0 < h/T \leq \alpha$ for $\alpha \in (0, 1)$,

(ii) $\delta = 1$ and $h/T \xrightarrow{p} 0$,

(iii) $\delta = 2$ and $h^3/T \xrightarrow{p} 0$,

then

$$\bar{T}^{-1/2} w' \left(\sum_{t=p}^{T-h} s_{t,h} - \sum_{t=p}^{\bar{T}} s_{t,h}^* \right) \xrightarrow{p} 0, \quad (4.33)$$

where $\bar{T} = T - h - p + 1$, $w \in \mathbb{R}^{pK}$, and $\|w\| = 1$.

The proof of Lemma 4.2 is provided in Appendix (D.2). In essence, Lemma 4.2 asserts that the Euclidean norm of $\bar{s}_{1,h} + \bar{s}_{2,h}$ is asymptotically negligible at the scale of $\bar{T}^{-1/2}$. Although the summation involves a finite number of terms (with finite order p), the variance is not guaranteed to be constant when the data exhibits persistence and the horizon h approaches infinity. The proof hinges on showing that the variance of each term becomes negligible relative to \bar{T} , a condition that depends on the boundedness of the horizon h and the persistence of the data.

Building on Lemma 4.2, proving the convergence of $\bar{T}^{-1/2} w' \sum_{t=p}^{T-h} s_{t,h}$ is equivalent to establishing the convergence of $\bar{T}^{-1/2} w' \sum_{t=p}^{\bar{T}} s_{t,h}^*$. Next, we impose the following regularity conditions on the innovation process, followed by the result on distributional convergence.

Assumption 4.2 *Assume:*

1. $\mathbb{E}[\|u_t\|^8] < \infty$, and $\lambda_{\min}(\mathbb{E}[u_t u_t' | \mathcal{F}_{t-1}]) > c > 0$ for some constant c , almost surely.
2. The process $u_t \otimes u_t$ has absolutely summable cumulants up to order four.

Proposition 4.3 *Suppose Assumptions 4.1 and 4.2 hold. Let the conditions of Lemma 4.2 be satisfied. Then:*

$$\bar{T}^{-1/2} \sum_{t=p}^{T-h} w' s_{t,h} / (w' \Omega_{s,h} w)^{1/2} \xrightarrow{d} N(0, 1), \quad (4.34)$$

where $\bar{T} = T - h - p + 1$, $w \in \mathbb{R}^{pK}$, and $\|w\| = 1$.

The proof of Proposition 4.3 is provided in Appendix D.3. This proposition represents a key step in establishing asymptotic results for our two-stage estimates. It states that, for data processes of orders I(0), I(1), or I(2), and under certain conditions regarding the projection horizon h , the scaled summation of the regression score function converges to a Gaussian distribution when normalized by $\bar{T}^{1/2}$. By combining this result with the earlier finding that the LRV matrix $\Omega_{s,h}$ is equivalent to the covariance matrix of $s_{t,h}^*$, we conclude that $\Omega_{s,h}$ can be consistently estimated using a sample covariance matrix.

Proposition 4.3 is one of econometrics contributions to the statistical inference of multi-horizon projection estimates. It demonstrates that, in a general projection (or prediction) model, the estimates can bypass the need for HAC inference, even in the presence of serial correlation in the residuals. Instead, the two-stage estimates can rely on White's heteroskedasticity-robust inference, reconstructed from the regression score function.

5. Asymptotic results

In this section, we present asymptotic uniform inference for our two-stage estimates. Recognizing the potential presence of a unit root in the process and the need to establish the corresponding asymptotic distributional theory, we introduce a square matrix of dimension pK , denoted as $G_{\delta,T}$. This matrix is a function of both the transformation matrix and the probability scaling matrix, and is defined as follows:

$$G_{0,T} = I_{pK}, \quad G_{\delta,T} = \bar{Y}_{\delta} \bar{P}_{\delta} (I_p \otimes \Pi) \text{ for } \delta = 1, 2 \quad (5.35)$$

where $\bar{P}_{\delta}, \bar{Y}_{\delta}$ are square matrices of dimension pK ,

$$\bar{P}_1 = \begin{bmatrix} I & -P_1 & & 0 \\ & \ddots & \ddots & \\ & & I & -P_1 \\ 0 & & & I \end{bmatrix}, \quad \bar{Y}_1 = \begin{bmatrix} I_{(p-1)K} & 0 \\ 0 & Y_1 \end{bmatrix},$$

$$\bar{P}_2 = \begin{bmatrix} I & -(P_1 + P_2) & & P_1 P_2 & & 0 \\ & I & & -(P_1 + P_2) & P_1 P_2 & \\ & & \ddots & \ddots & \ddots & \\ & & & I & -(P_1 + P_2) & P_1 P_2 \\ & & & & I & -P_2 \\ 0 & & & & & I \end{bmatrix}, \quad \bar{Y}_2 = \begin{bmatrix} I_{(p-2)K} & 0 \\ 0 & Y_1 & Y_2 \end{bmatrix}.$$

The matrices Y_1 and Y_2 represent K -dimensional diagonal probability scaling matrices, defined as $Y_{\delta} = \text{diag}[g_{m,\delta}^{-1/2}]_{1 \leq m \leq K}$, where $g_{m,1} = \min(T, \frac{1}{1-|\rho_{m,1}|})$ and $g_{m,2} = g_{m,1}^2 \min(T, \frac{1}{1-|\rho_{m,2}|})$. In the case of $\delta = 1$, when $\rho_{m,1}$ is bounded away from the unit disk, $g_{m,1}$ is constant. However, when $\rho_{m,1}$ is local to unity (e.g., $1 - c/T$) or lies on the unit circle, $g_{m,1}$ becomes proportional to T . For $\delta = 2$, the situation is more complex. If only one root is local to unity or a unit root, then $\bar{g}_{m,2}$ is proportional to T . If two roots are on the unit circle, then $\bar{g}_{m,2}$ scales as T^3 . This result aligns with the convergence rate of the sample variance required by integrated time series variables, which is T^2 and T^4 for I(1) and I(2) processes, respectively (see Park and Phillips (1988), Phillips and Perron (1988), Toda and Yamamoto (1995), among others).

The matrix \bar{P}_{δ} is a differenced matrix designed to prevent perfect multicollinearity in the limit for cointegration, following standard procedures for autoregressive time series models with unit roots (Sims, Stock and Watson (1990)). If all diagonal elements of P_1 are equal to one, \bar{P}_1 simply

applies the first difference to Πy_t . The transformation matrix $G_{\delta,T}$, combined with the probability scaling matrix, provides the necessary high-level condition for our asymptotic results.

To derive the asymptotic distribution, we propose the following limiting conditions:

Assumption 5.1 For any $\delta \in \{0, 1, 2\}$, $c = (c_0, c_1)'$, $c_0, c_1 > 0$, and $\varepsilon \in (0, 1)$,

$$\lim_{N \rightarrow \infty} \lim_{T \rightarrow \infty} \inf_{\Phi \in \mathcal{B}(\delta, c, \varepsilon)} \mathbb{P}_{\Phi} \left(\lambda_{\min} \left(\frac{1}{T} \sum_{t=1}^T G_{\delta,T} x_t x_t' G_{\delta,T}' \right) \geq 1/N \right) = 1 \quad (5.36)$$

where $G_{\delta,T}$ is defined in (5.35).

Assumption 5.1 serves as a commonly required intermediate step in establishing the limiting distribution of OLS estimates in autoregressive models. It states that the scaled covariance matrix is non-singular with probability one. It is a high level assumption seen in Local Projection literature, e.g., see Montiel Olea and Plagborg-Møller (2021) and Xu (2023).

5.1. Limiting results for feasible and infeasible estimates

In this subsection, we first present the asymptotic normality results for the infeasible estimates, which rely on the unobserved innovation process. We then establish the asymptotic equivalence between feasible and infeasible estimates, demonstrating that the two estimators are identical at the scale of $\bar{T}^{1/2}$.

To illustrate the asymptotic variance of both feasible and infeasible estimates, we define $\Omega_{\beta,h}$ as follows:

$$\Omega_{\beta,h} := \Sigma_{zx}^{-1} \Omega_{s,h} \Sigma_{zx}'^{-1}, \quad (5.37)$$

where $\Sigma_{zx} = \mathbb{E}[z_t x_t']$, and $\mathbb{E}[z_t x_t']$ and $\Omega_{s,h}$ are defined in (3.16) and (4.27), respectively.

The limiting distribution of the infeasible estimates is provided below.

Proposition 5.1 Suppose Assumption 4.1, 4.2, and 5.1 hold. Let the autoregressive coefficients be in the parameter space $\mathcal{B}(\delta, c, \varepsilon)$ and $w \in \mathbb{R}^{pK}$, $\|w\| = 1$.

(i) Let $\alpha \in (0, 1)$. Then

$$\lim_{T \rightarrow \infty} \sup_{\Phi \in \mathcal{B}(0, c, \varepsilon)} \sup_{0 < h \leq \alpha T} \bar{T}^{1/2} \frac{w'(\tilde{\beta}_h^{2S} - \beta_h)}{(w' \Omega_{\beta,h} w)^{1/2}} \xrightarrow{d} N(0, 1), \quad (5.38)$$

where $\tilde{\beta}_h^{2S}$ is defined in (3.19).

(ii) Let a sequence $\{\bar{h}_T\}$ of positive integers satisfied $\frac{\bar{h}}{T} \max(1, \frac{\bar{h}}{w' \Omega_{\beta,h} w}) \xrightarrow{p} 0$. Then

$$\lim_{T \rightarrow \infty} \sup_{\Phi \in \mathcal{B}(1, c, \varepsilon)} \sup_{0 < h \leq \bar{h}_T} \bar{T}^{1/2} \frac{w'(\tilde{\beta}_h^{LA(1)-2S} - \beta_h)}{(w' \Omega_{\beta,h} w)^{1/2}} \xrightarrow{p} 0. \quad (5.39)$$

where $\tilde{\beta}_h^{LA(1)-2S}$ is defined in (3.23).

(iii) Let a sequence $\{\bar{h}_T\}$ of positive integers satisfied $\frac{\bar{h}^3}{T} \max(1, \frac{\bar{h}}{w' \Omega_{\beta, h} w}) \xrightarrow{P} 0$. Then

$$\lim_{T \rightarrow \infty} \sup_{\Phi \in \mathcal{B}(2, c, \varepsilon)} \sup_{0 < h \leq \bar{h}_T} \bar{T}^{1/2} \frac{w' (\tilde{\beta}_h^{LA(2)-2S} - \beta_h)}{(w' \Omega_{\beta, h} w)^{1/2}} \xrightarrow{P} 0. \quad (5.40)$$

where $\tilde{\beta}_h^{LA(2)-2S}$ is defined in (3.23).

Proposition 5.1 provides asymptotic statistical inference for both lag-augmented and none lag-augmented two-stage infeasible estimates. It is important to note that increasingly restrictive conditions on the projection horizon are necessary to account for the persistence in the underlying data process. This restriction primarily stems from the requirements of the martingale Central Limit Theorem and the asymptotic negligibility of the bias introduced by lag-augmentation.

A key insight from Proposition 5.1 is that lag-augmented and none lag-augmented two-stage infeasible estimates share the same asymptotic variance, $\Omega_{\beta, h}$. This reveals a surprising constancy in asymptotic efficiency, regardless of whether lag-augmentation is employed. This finding is a contradiction with the conventional view in standard LS estimation, where asymptotic efficiency is expected to vary with the lag-augmentation.

Moreover, we establish a crucial result confirming the asymptotic equivalence of infeasible and feasible estimates.

Proposition 5.2 *Suppose Assumption 4.1, 4.2, and 5.1 hold. Let the vector autoregressive coefficients be in the parameter space $\mathcal{B}(\delta, c, \varepsilon)$ and $w \in \mathbb{R}^{PK}$, $\|w\| = 1$.*

(i) Let $\alpha \in (0, 1)$. Then

$$\lim_{T \rightarrow \infty} \sup_{\Phi \in \mathcal{B}(0, c, \varepsilon)} \sup_{0 < h \leq \alpha T} \bar{T}^{1/2} \frac{w' (\hat{\beta}_h^{2S} - \tilde{\beta}_h^{2S})}{(w' \Omega_{\beta, h} w)^{1/2}} \xrightarrow{P} 0. \quad (5.41)$$

where $\hat{\beta}_h^{2S}$ and $\tilde{\beta}_h^{2S}$ are respectively defined in (3.21) and (3.19).

(ii) Let a sequence $\{\bar{h}_T\}$ of positive integers satisfied $\frac{\bar{h}}{T} \max(1, \frac{\bar{h}}{w' \Omega_{\beta, h} w}) \xrightarrow{P} 0$. Then

$$\lim_{T \rightarrow \infty} \sup_{\Phi \in \mathcal{B}(1, c, \varepsilon)} \sup_{0 < h \leq \bar{h}_T} \bar{T}^{1/2} \frac{w' (\hat{\beta}_h^{LA(1)-2S} - \tilde{\beta}_h^{LA(1)-2S})}{(w' \Omega_{\beta, h} w)^{1/2}} \xrightarrow{P} 0. \quad (5.42)$$

where $\hat{\beta}_h^{LA(1)-2S}$ and $\tilde{\beta}_h^{LA(1)-2S}$ are respectively defined in (3.24) and (3.23).

(iii) Let a sequence $\{\bar{h}_T\}$ of positive integers satisfied $\frac{\bar{h}^3}{T} \max(1, \frac{\bar{h}}{w' \Omega_{\beta, h} w}) \xrightarrow{P} 0$. Then

$$\lim_{T \rightarrow \infty} \sup_{\Phi \in \mathcal{B}(2, c, \varepsilon)} \sup_{0 < h \leq \bar{h}_T} \bar{T}^{1/2} \frac{w' (\hat{\beta}_h^{LA(2)-2S} - \tilde{\beta}_h^{LA(2)-2S})}{(w' \Omega_{\beta, h} w)^{1/2}} \xrightarrow{P} 0. \quad (5.43)$$

where $\hat{\beta}_h^{LA(2)-2S}$ and $\tilde{\beta}_h^{LA(2)-2S}$ are respectively defined in (3.24) and (3.23).

The proof of Proposition (5.2) is in Appendix (D.4). This demonstrates that incorporating estimated residuals as instruments does not introduce asymptotic bias.

5.2. Uniform inference on feasible two-stage estimates

This subsection presents the uniform inference for both lag-augmented and non-lag-augmented two-stage estimates, scaled by the estimated covariance matrix. First, we outline the method for estimating the covariance matrix. The estimator for $\Omega_{\beta,h}$ is given by:

$$\hat{\Omega}_{\beta,h} = \hat{\Sigma}_{zx}^{-1} \hat{\Omega}_{s,h} \hat{\Sigma}_{zx}'^{-1}, \quad (5.44)$$

where:

$$\begin{aligned} \hat{\Sigma}_{zx} &= (I_p \otimes \hat{\Sigma}_u) \hat{\Psi}_p', \\ \hat{\Omega}_{s,h} &= (\bar{T} - p + 1)^{-1} \sum_{t=p}^{\bar{T}} \hat{s}_{t,h}^* \hat{s}_{t,h}^{*'}, \\ \hat{s}_{t,h}^* &= (\hat{e}_{t,h}, \hat{e}_{t+1,h}, \dots, \hat{e}_{t+p-1,h})' \otimes \hat{u}_t, \end{aligned} \quad (5.45)$$

where $\hat{\Sigma}_u = T^{-1} \sum_{t=1}^T \hat{u}_t \hat{u}_t'$, and $\hat{\Psi}_p'$ is constructed from the recursive VAR-based impulse response functions. Here, $\hat{e}_{t,h}$ represents the LS residual of the multi-horizon linear projection with order p , and \hat{u}_t is the standard LS residual of the VAR(p) model.

We deliberately choose the explicit formula for Σ_{zx} in (3.16) for estimation rather than relying on the sample average, such as $\bar{T}^{-1} \sum_{t=p}^{\bar{T}-h} \hat{z}_t x_t'$, commonly used in the stationary case. This choice is based on three key considerations: (1) The sample average method loses h observations due to projection. While asymptotically consistent as long as $T - h \rightarrow \infty$, this approach may suffer from efficiency loss and finite sample bias. Recursive VAR-based estimates, in contrast, are well-known for their efficiency. Practitioners can also apply finite sample bias correction for LS VAR slope coefficient estimates (Pope (1990)). (2) The closed-form expression of Σ_{zx} reveals that $\bar{\Psi}_p$ is a block lower triangular matrix, allowing for greater precision by setting zeros in the upper triangular blocks and ones on the main diagonal. By contrast, the sample average method estimates the entire matrix directly, with blocks in the upper triangular area expected to be zero in the population but not necessarily so in finite samples. Although practitioners could manually set these blocks to zero to enhance precision, this adds an extra step to the algorithm. (3) The closed-form formula is flexible, applying to both lag-augmented and non-lag-augmented estimates, as they share the same structure. In contrast, the sample average method requires the use of $\hat{z}_{t,\delta}$ and $x_{t,\delta}$ depending on δ . Our approach simplifies implementation in computer algorithms and facilitates theoretical proof of consistency.

We summarize the uniform inference for feasible estimates with the robust covariance matrix estimates in the following proposition.

Proposition 5.3 *Suppose Assumption 4.1, 4.2, and 5.1 hold. Let the autoregressive coefficients be in the parameter space $\mathcal{B}(\delta, c, \varepsilon)$, $Z \sim N(0, 1)$, $x \in \mathbb{R}$, $w \in \mathbb{R}^{pK}$, and $\|w\| = 1$.*

(i) *Let $\alpha \in (0, 1)$. Then*

$$\lim_{T \rightarrow \infty} \sup_{\Phi \in \mathcal{B}(0, c, \varepsilon)} \sup_{0 < h \leq \alpha T} \left| \mathbb{P}_{\Phi} \left(\bar{T}^{1/2} \frac{w'(\hat{\beta}_h^{2S} - \beta_h)}{(w' \hat{\Omega}_{\beta, h} w)^{1/2}} < x \right) - \mathbb{P}(Z < x) \right| \xrightarrow{P} 0. \quad (5.46)$$

where $\hat{\beta}_h^{2S}$ and $\hat{\Omega}_{\beta, h}$ are respectively defined in (3.23) and (5.44).

(ii) *Let a sequence $\{\bar{h}_T\}$ of positive integers satisfied $\frac{\bar{h}}{T} \max(1, \frac{\bar{h}}{w' \Omega_{\beta, h} w}) \xrightarrow{P} 0$. Then*

$$\lim_{T \rightarrow \infty} \sup_{\Phi \in \mathcal{B}(1, c, \varepsilon)} \sup_{0 < h \leq \bar{h}_T} \left| \mathbb{P}_{\Phi} \left(\bar{T}^{1/2} \frac{w'(\hat{\beta}_h^{\text{LA}(1)-2S} - \beta_h)}{(w' \hat{\Omega}_{\beta, h} w)^{1/2}} < x \right) - \mathbb{P}(Z < x) \right| \xrightarrow{P} 0. \quad (5.47)$$

where $\hat{\beta}_h^{\text{LA}(1)-2S}$ and $\hat{\Omega}_{\beta, h}$ are respectively defined in (3.24) and (5.44).

(iii) *Let a sequence $\{\bar{h}_T\}$ of positive integers satisfied $\frac{\bar{h}^3}{T} \max(1, \frac{\bar{h}}{w' \Omega_{\beta, h} w}) \xrightarrow{P} 0$. Then,*

$$\lim_{T \rightarrow \infty} \sup_{\Phi \in \mathcal{B}(2, c, \varepsilon)} \sup_{0 < h \leq \bar{h}_T} \left| \mathbb{P}_{\Phi} \left(\bar{T}^{1/2} \frac{w'(\hat{\beta}_h^{\text{LA}(2)-2S} - \beta_h)}{(w' \hat{\Omega}_{\beta, h} w)^{1/2}} < x \right) - \mathbb{P}(Z < x) \right| \xrightarrow{P} 0. \quad (5.48)$$

where $\hat{\beta}_h^{\text{LA}(2)-2S}$ and $\hat{\Omega}_{\beta, h}$ are respectively defined in (3.24) and (5.44).

See the proof of Proposition 5.3 in Appendix D.6. It is noteworthy that the condition on the horizon h becomes more restrictive as the underlying process becomes more persistent. Readers may wonder about the intuition behind the term $\max(1, \frac{\bar{h}}{w' \Omega_{\beta, h} w})$. This term suggests that the horizon h depends on the scale of $w' \Omega_{\beta, h} w$: if $w' \Omega_{\beta, h} w$ is proportional to h , the condition on h can be relaxed to $h/T, h^3/T \xrightarrow{P} 0$ for the cases of $\delta = 1, 2$, respectively. Conversely, in the worst case where $w' \Omega_{\beta, h} w$ is constant, the condition on h tightens to $h^2/T, h^4/T \xrightarrow{P} 0$ for $\delta = 1, 2$, respectively.

This difference arises from the long-run variance (LRV) of the regression score function, $\Omega_{s, h}$, which is embedded within the asymptotic variance matrix $\Omega_{\beta, h} = \Sigma_{zx}^{-1} \Omega_{s, h} \Sigma_{zx}'^{-1}$. The maximum eigenvalue of $\Omega_{s, h}$ can be proportional to the horizon h when unit roots are present. However, the minimum eigenvalue is only guaranteed to be bounded below by a constant.¹⁰ Consequently, the scale of $w' \Omega_{\beta, h} w$ is crucial in determining the condition on h when the data may be non-stationary.

Remarks:

¹⁰Consider the following example: in a scalar autoregressive process with $u_t \stackrel{i.i.d.}{\sim} (0, 1)$, the upper-left 2×2 block of $\Omega_{s, h}$ has elements $\sum_{i=0}^{h-1} \psi_i^2$ on the main diagonal and $\sum_{i=0}^{h-2} \psi_i \psi_{i+1}$ off the diagonal. If the AR process is a random walk, the impulse response functions are $\psi_h = 1$ for all h . This results in $\sum_{i=0}^{h-1} \psi_i^2 = h$ and $\sum_{i=0}^{h-2} \psi_i \psi_{i+1} = h - 1$. Thus, the maximum eigenvalue of this block equals $2h - 1$, while the minimum eigenvalue remains 1.

1. Our theorem addresses three cases ($\delta = 0, 1, 2$) for data processes exhibiting varying degrees of persistence. In the case of stationarity, where researchers often work with processed (first-differenced) data and reject the unit root null hypothesis using tests like the Dickey–Fuller test, our asymptotic result for $\delta = 0$ demonstrates that the projection horizon can represent a non-trivial portion of the sample size. Conversely, for persistent data, potentially containing unit roots, the asymptotic normality results hold as long as the projection horizon remains small relative to the sample size. This constraint on the projection horizon serves as a caution for empirical research, suggesting that assuming a fixed horizon h in small samples may be inappropriate for level data, which typically exhibits substantial persistence.
2. Our result generalizes the work of Montiel Olea and Plagborg-Møller (2021), who focused on Sims’ impulse response functions under conditions of stationarity and processes with at most one unit root or a local-to-unit root. Notably, they do not include the term $\max(1, \frac{\bar{h}}{w' \Omega_{\beta, h} w})$ in their conditions. This omission arises because, when only the Sims’ impulse responses are of interest, the variance of Local Projection impulse response estimates is proportional to h in the presence of a unit root. Thus, for potentially non-stationary data processes, the condition $\bar{h}/T \xrightarrow{P} 0$ is sufficient. However, if researchers are interested in lagged Generalized Impulse Responses (GIRs) and encounter $w' \Omega_{\beta, h} w \ll h$, a more restrictive condition ($h^2/T \xrightarrow{P} 0$ or $h^4/T \xrightarrow{P} 0$) is required. Nevertheless, if the underlying process is stationary, the projection horizon can represent a non-trivial portion of the sample size for both Sims’ impulse responses and lagged GIRs.

6. Efficiency comparisons

In this section, we aim to compare the asymptotic efficiency of our two-stage GIR estimates with LS GIR estimates using an illustrative AR(2) process:

$$y_t = \phi_1 y_{t-1} + \phi_2 y_{t-2} + u_t, \quad u_t \stackrel{i.i.d.}{\sim} N(0, 1), \quad (6.49)$$

where $\phi_1 = \rho_1 + \rho_2$ and $\phi_2 = -\rho_1 \rho_2$, with ρ_1 and ρ_2 representing the autoregressive roots. The parameter ρ_1 is varied through a grid search over the interval $[0.01, 0.99]$ in increments of 0.01, while ρ_2 takes values from the set $\{0.8, 0.5, 0.2, -0.5\}$. We focus on the AR(2) process instead of AR(1) because it captures a wider range of empirical data characteristics, including stationarity, persistence, and cyclicity.

The asymptotic efficiency is evaluated by comparing the asymptotic variance, which is computed using a closed-form formula. For LS projection method estimates in (2.8), the asymptotic variance, denoted as $\Omega_{\beta, h}^{LS} := \text{AsymVar}(\hat{\beta}_h^{LS})$, is given by:

$$\Omega_{\beta, h}^{LS} = \mathbb{E}[x_t x_t']^{-1} \left(\sum_{k=-h+1}^{h-1} \mathbb{E}[x_t x_{t+k}' e_{t, h} e_{t+k, h}] \right) \mathbb{E}[x_t x_t']^{-1}. \quad (6.50)$$

The matrix $\mathbb{E}[x_t x_t']$ contains the autocovariance of y_t . The truncation of the long-run variance at order $h - 1$ reflects the i.i.d. assumption on u_t . This assumption also simplifies computation, as

$\mathbb{E}[x_t x'_{t+k} e_{t,h} e_{t+k,h}] = \mathbb{E}[x_t x'_{t+k}] \mathbb{E}[e_{t,h} e_{t+k,h}]$. For the two-stage projection estimates, we use the formula for $\Omega_{\beta,h}$ provided in (5.37).

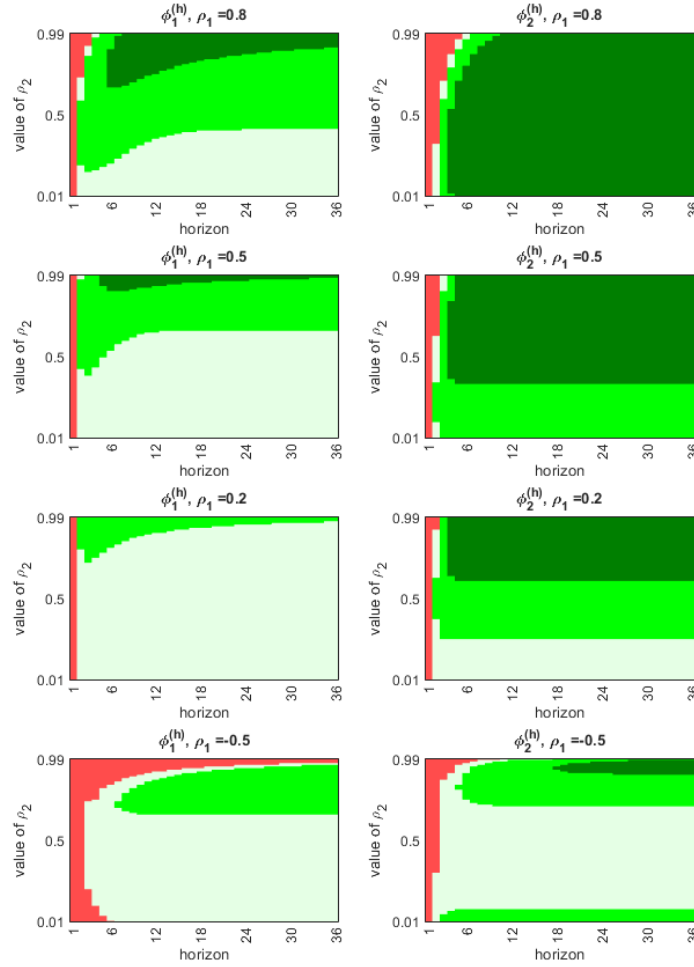


Figure 1: Efficiency comparison for estimand $\phi_1^{(h)}$ and $\phi_2^{(h)}$, where $h = 1, 2, \dots, 36$.

In Figure 1, we compare the efficiency of two estimators, $\phi_1^{(h)}$ and $\phi_2^{(h)}$, across horizons $h = 1, 2, \dots, 36$. Green/red coloring is used to indicate whether the two-stage estimate is more/less efficient than the LS projection estimate. Varying shades of green represent the degree to which the two-stage estimate outperforms LS projection estimates in terms of standard error. Standard error, rather than variance, is chosen as it directly reflects the narrowing of the confidence interval. The lightest green indicates that the confidence interval of the two-stage estimate is up to 10% narrower than that of the LS projection estimates. The medium green shows a 10% to 30% narrowing, while

the darkest green reflects a confidence interval more than 30% narrower.

Figure 1 demonstrates that two-stage estimates only exhibit less efficiency than LS estimates for short horizons, mostly at $h = 1$. In this case, the LS projection estimate coincides with the pseudo maximum likelihood estimate, yielding minimal variance. However, as h increases, it becomes increasingly rare for LS projection estimates to outperform two-stage projection estimates. This occurs in only two cases, both at short horizons: (1) when the data is highly persistent, with $\rho_1 = 0.8$ and ρ_2 approaching 1, and (2) when the data is cyclical, with $\rho_1 = -0.5$.

In the first scenario, characterized by highly persistent data where both roots approach one, the outperformance of LS projection estimates at short horizons can be attributed to the well-known phenomenon of super-consistency. However, this advantage diminishes quickly as the horizon h increases. This is because the variance matrix of LS projection estimates requires summing $h - 1$ lead-lag autocovariances of $e_{t,h}$, resulting in large values due to persistence. In contrast, the variance matrix of two-stage estimates only depends on the variance of $e_{t,h}$, contributing to its greater efficiency.

In the second scenario, where the data exhibits cyclical patterns, the LS projection estimate's efficiency advantage arises from the behavior of the LRV matrix. The summation of $h - 1$ lead-lag autocovariances in the LS projection variance matrix is sensitive to the cyclical nature of the data. When the autocovariances of $e_{t,h}$ differ in sign, they can offset one another, leading to a smaller LRV for $e_{t,h}$ compared to cases where both roots have the same sign and autocovariances decay gradually to zero.

In summary, two-stage estimates typically outperform LS projection estimates across a broad range of parameter spaces and projection horizons, particularly when the horizon is moderately large or the data exhibits moderate stationarity. The only cases where LS projection estimates have an advantage are (1) for a horizon of $h = 1$, (2) for extremely persistent data with a short horizon ($h \leq 3$), or (3) for persistent and cyclical data with a short horizon. Overall, two-stage estimates offer significant efficiency gains in a wide range of practical applications.

7. Monte Carlo simulation

In this section, we conduct Monte Carlo simulations to assess the performance of our estimation and inference methods for GIR coefficient estimates. The data generating process (DGP) is based on a bivariate VAR(2) model, with initial observations set to $y_1 = y_2 = \mathbf{0}$. The DGP is specified in terms of autoregressive roots, allowing us to control the stationarity or non-stationarity of the process by adjusting the eigenvalues of the root matrices. We consider a range of processes, including white noise, stationary, I(1), and I(2) models, to provide a comprehensive evaluation of the finite sample performance of our two-stage estimation models with and without lag-augmentation.

We examine three versions of our two-stage estimation model: the standard two-stage model without lag-augmentation, the two-stage model with one additional lag, and the two-stage model with two additional lags. As benchmarks, we include the recursive VAR-based estimation method with delta-method inference and the standard least squares (LS) linear projection model with HAC inference. Additionally, we provide t -interval bootstrap results for the three versions of our two-

Table 1
 Monte Carlo simulations: stationary process

$$y_t = \begin{bmatrix} 1.1 & -0.2 \\ 0.2 & 1.1 \end{bmatrix} y_{t-1} + \begin{bmatrix} -0.24 & 0.08 \\ -0.14 & -0.28 \end{bmatrix} y_{t-1} + u_t. \quad (7.51)$$

h	$\phi_{12,1}^{(h)}$						$\phi_{12,2}^{(h)}$					
	1	3	6	12	24	36	1	3	6	12	24	36
value	-0.200	-0.438	-0.370	-0.098	-0.003	-6.13E-05	0.080	0.175	0.148	0.039	0.001	2.45E-05
bias of estimates												
RC-VAR	0.002	-0.001	0.012	0.016	-0.002	-4.80E-04	-0.010	-0.009	-0.003	-0.005	0.001	1.76E-04
LS-Proj	0.002	0.014	0.024	0.023	0.023	0.020	-0.010	-0.028	-0.027	-0.025	-0.015	-0.017
2S-Proj	-0.003	0.006	0.013	0.014	0.016	0.012	0.004	-0.009	-0.005	-0.007	-0.006	0.001
2S(1)-Proj	-0.003	0.006	0.013	0.014	0.017	0.012	0.004	-0.009	-0.005	-0.008	-0.006	0.001
2S(2)-Proj	-0.003	0.006	0.012	0.014	0.016	0.012	0.004	-0.009	-0.004	-0.008	-0.006	0.001
rmse of estimates												
RC-VAR	0.071	0.107	0.119	0.061	0.010	0.002	0.074	0.082	0.052	0.024	0.004	0.001
LS-Proj	0.071	0.138	0.163	0.161	0.162	0.174	0.074	0.139	0.165	0.167	0.164	0.179
2S-Proj	0.077	0.126	0.147	0.151	0.153	0.158	0.121	0.114	0.109	0.108	0.108	0.110
2S(1)-Proj	0.077	0.126	0.147	0.151	0.153	0.159	0.121	0.113	0.109	0.108	0.109	0.110
2S(2)-Proj	0.077	0.126	0.148	0.151	0.152	0.160	0.122	0.113	0.110	0.108	0.109	0.112
empirical size of tests (5% nominal size)												
RC-VAR	0.052	0.056	0.075	0.148	0.139	0.130	0.055	0.047	0.089	0.152	0.128	0.113
LS-Proj	0.055	0.087	0.100	0.074	0.095	0.107	0.050	0.080	0.095	0.086	0.077	0.127
2S(0)-Proj	0.053	0.065	0.085	0.064	0.050	0.058	0.059	0.061	0.055	0.054	0.058	0.048
2S(0)-Proj _b	0.047	0.049	0.068	0.048	0.031	0.039	0.050	0.059	0.051	0.047	0.046	0.040
2S(1)-Proj	0.052	0.068	0.086	0.062	0.052	0.064	0.060	0.063	0.056	0.057	0.059	0.048
2S(1)-Proj _b	0.046	0.053	0.069	0.048	0.034	0.041	0.054	0.056	0.055	0.051	0.049	0.044
2S(2)-Proj	0.055	0.063	0.087	0.064	0.053	0.064	0.062	0.066	0.065	0.052	0.056	0.056
2S(2)-Proj _b	0.047	0.051	0.069	0.051	0.031	0.041	0.054	0.056	0.054	0.044	0.046	0.042
coverage ratio of nominal 95% confidence interval												
RC-VAR	0.948	0.944	0.925	0.852	0.861	0.870	0.945	0.953	0.911	0.848	0.872	0.887
LS-Proj	0.945	0.913	0.900	0.926	0.905	0.893	0.950	0.920	0.905	0.914	0.923	0.873
2S(0)-Proj	0.947	0.935	0.915	0.936	0.950	0.942	0.941	0.939	0.945	0.946	0.942	0.952
2S(0)-Proj _b	0.953	0.951	0.932	0.952	0.969	0.961	0.950	0.941	0.949	0.953	0.954	0.960
2S(1)-Proj	0.948	0.932	0.914	0.938	0.948	0.936	0.940	0.937	0.944	0.943	0.941	0.952
2S(1)-Proj _b	0.954	0.947	0.931	0.952	0.966	0.959	0.946	0.944	0.945	0.949	0.951	0.956
2S(2)-Proj	0.945	0.937	0.913	0.936	0.947	0.936	0.938	0.934	0.935	0.948	0.944	0.944
2S(2)-Proj _b	0.953	0.949	0.931	0.949	0.969	0.959	0.946	0.944	0.946	0.956	0.954	0.958
average width of nominal 95% confidence interval												
RC-VAR	0.274	0.408	0.446	0.236	0.035	0.005	0.279	0.317	0.196	0.091	0.013	0.002
LS-Proj	0.275	0.495	0.582	0.595	0.593	0.592	0.280	0.500	0.588	0.607	0.604	0.594
2S(0)-Proj	0.293	0.473	0.540	0.565	0.581	0.596	0.458	0.443	0.412	0.408	0.418	0.430
2S(0)-Proj _b	0.305	0.508	0.590	0.619	0.637	0.660	0.470	0.460	0.428	0.420	0.432	0.446
2S(1)-Proj	0.293	0.473	0.540	0.565	0.581	0.596	0.458	0.443	0.412	0.408	0.418	0.430
2S(1)-Proj _b	0.305	0.508	0.590	0.619	0.637	0.659	0.471	0.460	0.428	0.420	0.432	0.446
2S(2)-Proj	0.293	0.473	0.540	0.565	0.581	0.596	0.458	0.443	0.412	0.408	0.418	0.430
2S(2)-Proj _b	0.306	0.511	0.593	0.623	0.640	0.664	0.471	0.462	0.432	0.425	0.437	0.452

Note - The DGP follows stationary VAR(2) process, $u_t \stackrel{i.i.d.}{\sim} N(0, [1, 0.5; 0.5, 1])$. Two 2×2 root matrices are $[0.7, -0.2; 0, 0.7]$ and $[0.4, 0; 0.2, 0.4]$, whose eigenvalues are 0.7, 0.7 and 0.4, 0.4, respectively. The parameters of interest, $\phi_{12,1}^{(h)}$ and $\phi_{12,2}^{(h)}$, are the first component in second column of coefficient matrix $\Phi_1^{(h)}$ and $\Phi_2^{(h)}$, respectively. The number of replication is 1000. For each replication, the number of bootstrap simulation is 2000. The "value" row shows the true value of the parameters.

Table 2
Monte Carlo simulations: I(1) process

$$y_t = \begin{bmatrix} 1.1 & -0.2 \\ 0.2 & 1.4 \end{bmatrix} y_{t-1} + \begin{bmatrix} -0.24 & 0.08 \\ -0.2 & -0.4 \end{bmatrix} y_{t-1} + u_t. \quad (7.52)$$

h	$\phi_{12,1}^{(h)}$						$\phi_{12,2}^{(h)}$					
	1	3	6	12	24	36	1	3	6	12	24	36
value	-0.200	-0.606	-0.930	-1.090	-1.111	-1.111	0.080	0.242	0.372	0.436	0.444	0.444
bias of estimates												
RC-VAR	0.069	0.093	0.091	0.198	0.424	0.576	0.078	0.098	0.084	0.128	0.193	0.245
LS-Proj	0.069	0.134	0.175	0.309	0.564	0.766	0.078	0.159	0.207	0.327	0.514	0.622
2S(1)-Proj	0.076	0.125	0.154	0.284	0.520	0.726	0.133	0.142	0.148	0.205	0.275	0.353
2S(2)-Proj	0.077	0.128	0.164	0.283	0.534	0.706	0.136	0.144	0.156	0.213	0.300	0.367
rmse of estimates												
RC-VAR	0.074	0.183	0.319	0.442	0.546	0.646	0.074	0.152	0.172	0.182	0.223	0.263
LS-Proj	0.074	0.208	0.356	0.541	0.792	0.968	0.071	0.204	0.341	0.497	0.736	0.880
2S(1)-Proj	0.077	0.196	0.346	0.569	0.871	1.072	0.108	0.166	0.201	0.232	0.290	0.344
2S(2)-Proj	0.075	0.198	0.336	0.555	0.865	1.066	0.105	0.156	0.199	0.240	0.310	0.362
empirical size of tests (5% nominal size)												
RC-VAR	0.058	0.060	0.060	0.242	0.452	0.540	0.048	0.060	0.066	0.118	0.337	0.480
LS-Proj	0.055	0.074	0.092	0.189	0.334	0.483	0.053	0.088	0.092	0.114	0.169	0.227
2S(1)-Proj	0.060	0.061	0.060	0.148	0.273	0.398	0.052	0.067	0.056	0.095	0.144	0.233
2S(1)-Proj _b	0.051	0.054	0.037	0.051	0.110	0.194	0.047	0.064	0.036	0.060	0.087	0.146
2S(2)-Proj	0.058	0.079	0.077	0.130	0.281	0.389	0.051	0.067	0.071	0.101	0.159	0.225
2S(2)-Proj _b	0.054	0.068	0.046	0.057	0.103	0.159	0.040	0.056	0.041	0.068	0.101	0.142
coverage ratio of nominal 95% confidence interval												
RC-VAR	0.942	0.940	0.940	0.758	0.548	0.460	0.952	0.940	0.934	0.882	0.663	0.520
LS-Proj	0.945	0.926	0.908	0.811	0.666	0.517	0.947	0.912	0.908	0.886	0.831	0.773
2S(1)-Proj	0.940	0.939	0.940	0.852	0.727	0.602	0.948	0.933	0.944	0.905	0.856	0.767
2S(1)-Proj _b	0.949	0.946	0.963	0.949	0.890	0.806	0.953	0.936	0.964	0.940	0.913	0.854
2S(2)-Proj	0.942	0.921	0.923	0.870	0.719	0.611	0.949	0.933	0.929	0.899	0.841	0.775
2S(2)-Proj _b	0.946	0.932	0.954	0.943	0.897	0.841	0.960	0.944	0.959	0.932	0.899	0.858
average width of nominal 95% confidence interval												
RC-VAR	0.261	0.348	0.354	0.499	0.712	0.872	0.301	0.378	0.332	0.440	0.433	0.441
LS-Proj	0.263	0.482	0.621	0.938	1.268	1.372	0.303	0.554	0.719	1.119	1.561	1.690
2S(1)-Proj	0.294	0.474	0.589	0.878	1.272	1.475	0.528	0.536	0.589	0.730	0.874	0.965
2S(1)-Proj _b	0.306	0.509	0.645	1.019	1.651	2.008	0.541	0.563	0.626	0.784	0.968	1.083
2S(2)-Proj	0.294	0.478	0.592	0.889	1.296	1.510	0.527	0.540	0.591	0.736	0.892	0.983
2S(2)-Proj _b	0.308	0.517	0.654	1.037	1.688	2.069	0.544	0.568	0.632	0.801	1.010	1.134

Note - The DGP follows a VAR(2) process integrated at order one, $u_t \stackrel{i.i.d.}{\sim} N(0, [1, 0.5; 0.5, 1])$. Two 2×2 root matrices are $[0.7, -0.2; 0, 1]$ and $[0.4, 0; 0.2, 0.4]$, whose eigenvalues are 1, 0.7 and 0.4, 0.4, respectively. The parameters of interest, $\phi_{12,1}^{(h)}$ and $\phi_{12,2}^{(h)}$, are the first component in second column of coefficient matrix $\Phi_1^{(h)}$ and $\Phi_2^{(h)}$, respectively. The number of replication is 1000. For each replication, the number of bootstrap simulation is 2000. The "value" row shows the true value of the parameters. Since the DGP contains one unit root, we present results of two-stage estimation with one/two lag-augmentation.

stage estimates.¹¹ The horizons considered are $h = 1, 3, 6, 12, 24, 36$. The goal of these simulations is to evaluate the finite sample performance of the estimates in terms of bias, root mean squared error (RMSE), empirical test size, confidence interval coverage ratio, and average confidence interval width. For the benchmark LS projection model with HAC inference, we use MATLAB's "hac" function with a Bartlett kernel and bandwidth equal to h to estimate HAC standard errors. The recursive VAR-based method uses the closed-form formula for covariance matrix estimation as described in Lütkepohl (1990).

Simulation results for stationary, I(1), and I(2) processes are presented in Tables 1 and 2. The abbreviations for each model are as follows: (1) RC-VAR: recursive VAR-based method with delta-method inference, utilizing the explicit formula for the Jacobian matrix reported in Proposition 3.6 (p. 110) of Lütkepohl (2005); (2) LS-Proj: LS projection method with HAC inference, using critical values from the z -table (MATLAB: 'hac' command, kernel = Bartlett, bandwidth = h); (3) 2S-Proj(δ): two-step method with δ lag-augmentation, using critical values from the z -table; and (4) 2S-Proj(δ) _{b} : two-step method with equal-tailed percentile t -interval bootstrap (Wild bootstrap, as per Gonçalves and Kilian (2004)). The results for white noise and I(2) processes are shown in Tables 5 and 6 in Appendix A. Specific parameter values and eigenvalues of the two polynomial root matrices are detailed in the table footnotes. These tables highlight the performance of two coefficients, $\phi_{12,1}^{(h)}$ and $\phi_{12,2}^{(h)}$, which represent the causality of the second variable on the first variable at horizon h .

Tables 1 and 2 offer a comprehensive evaluation of the performance of GIR coefficient estimates across different estimation methods. A comparison between the two-stage projection estimates and the LS projection estimates reveals that the two-stage estimates generally exhibit satisfactory finite sample performance. These estimates are characterized by more accurate coverage ratios and, in certain cases, greater efficiency, as reflected in the narrower average width of the confidence intervals. In contrast, the LS projection estimates with Newey-West standard errors show distorted coverage ratios, with the distortion becoming more pronounced for persistent data and at longer horizons.

In terms of efficiency, measured by the average width of confidence intervals, the two-stage estimates generally outperform multi-horizon linear projection estimates, irrespective of whether lag-augmentation is applied. As expected from econometric theory, iterated VAR estimates are more efficient than either LS or two-stage projection methods. However, iterated VAR estimates exhibit the poorest coverage ratios due to reliance on delta-method inference.

In summary, the simulations demonstrate that GIR estimates obtained from the two-stage multi-horizon linear projection, utilizing our robust covariance matrix estimates, show relatively reliable finite sample performance compared to recursive estimates based on the explicit formula of delta-method inference or LS projection estimates with HAC standard error adjustments. While the two-stage estimates experience some efficiency loss due to the multi-horizon projection residual, they generally improve efficiency relative to LS projection estimates.

¹¹The algorithm for simulation-based inference is presented in Appendix E.

8. Empirical application: causality of economic uncertainty

In this section, we examine the bidirectional Granger causality between economic uncertainty and various macroeconomic indices across multiple horizons. The concept of economic uncertainty has garnered significant attention in recent literature, as highlighted by studies such as Baker, Bloom and Davis (2016), Jurado, Ludvigson and Ng (2015), and Rossi and Sekhposyan (2015). Empirical investigations into the causality of economic uncertainty can be found in works like Salamaliki and Venetis (2019), Gao, Hitzemann, Shaliastovich and Xu (2022), and Fernandez-Perez, Indriawan, Tse and Xu (2023), among others. We implement the Granger causality test over multiple horizons, report the Wald test statistics and corresponding p -values, and present both tables and figures for the GIR coefficient estimates, clarifying the causal relationship between economic uncertainty and macroeconomic indices.

Table 3
Robust multi-horizon causality results

full sample 1974-2023					
	CFNAI	JNL	Unemp	Inflation	FFR
CFNAI	1-6,31-32	25,28-36	1-21,28-36	10,21,28-35	1-13,15-22,25,28-36
JNL	1,32	1-15,29-36	3-6,8-13,29-30,32-36	29-32,35	2-3,6,31
Unemp	1-6,25,31-36	1-4,27-36	1-13,28-36	9-26,28-36	1-6,8-26,28-36
Inflation	-	3-13,27-36	-	1-21,23,26,29-30,34	12-13,16-17
FFR	10-21,	1-5,27-36	11,13,15-16,18,20,23,28-31,33-36	28,30-35	1-12,16-18,36
post-volker 1987-2023					
	CFNAI	JNL	Unemp	Inflation	FFR
CFNAI	1-6,29,31,33-36	24-36	1-22,24-25,28-30,32-36	3,5-6,9-10,18,28-36	1,4,9-12,31-36
JNL	1,2,31-32,34	1-10,29-36	1-14,16,18,30-36	10-14,22,24,27,29-36	1-2,29-36
Unemp	1-6,26,28-31,33-36,	27,29-36	1-3,6,11-12,16-22,28-36	28-36	1-2,4,6-15,25-36
Inflation	-	9-10,12,27,29-36	32-36	1-16,19-20,22-24,28-33,35-36	-
FFR	28	2-9,30-36	4-5,7,31-36	29-36	1-14,30
pre-pandemic 1987-2019					
	CFNAI	JNL	Unemp	Inflation	FFR
CFNAI	1-7,27-29,32,33-36	-	1-12	-	1-14
JNL	1-8,14,25-26,31-32	1-13	1-36	30,32,34-36	1,36
Unemp	1-14,16-21,25	-	1-11	-	-
Inflation	-	10	-	1-14,16-17,20-22	-
FFR	-	-	-	-	1-14

Note - This table present the months that the column variables are significantly causal on row variables. For each pair of variables, we test multi-horizon non-causality at level of 95%, $\mathcal{H}_0 : \phi_{ij,k}^{(h)} = 0$ for $k = 1, 2, \dots, 12$. The horizon considered is $h = 1, 2, \dots, 36$. We implement two-stage estimation with order 12, 15, and 18 for robustness check. The results indicate that the months demonstrate significant causality across all three orders.

The dataset used in this analysis consists of five monthly variables spanning from January 1974 to June 2023, totaling 593 observations. These variables include the Chicago Fed National Activity Index (CFNAI), the economic uncertainty index (sourced from Jurado et al. (2015), JLN 3-month Ahead Macroeconomic Uncertainty, hereafter referred to as JLN), the unemployment rate (Unemp),

inflation, and the Federal Funds Rate (FFR)¹². The focus of this investigation is the multi-horizon Granger causality from the uncertainty index to the macroeconomic indicators.

The VAR model employed in this analysis includes 12 lags and an intercept term. This lag order selection is based on the information criteria computed using the ‘VARselect’ command in the R package ‘vars’ (version 1.6-1), with $lag.max = 20$ and $type = 'const'$. The results of the information criteria selection are as follows: AIC = 13, HQ = 3, SC = 2, and FPE = 13. Given that our dataset consists of typical monthly macroeconomic aggregates, we select 12 lags. This choice aligns with the argument made by Hamilton and Herrera (2004) for impulse response estimation in monthly VAR models. However, we acknowledge the potential sensitivity of empirical results to the VAR lag order selection. To address this, we perform a robustness check by extending our estimations to lag orders of 15 and 18, as recommended by Kilian and Kim (2011) in their empirical exercises.

In this study, we apply the Wald test on a set of GIRs to assess causality from one variable to another across specific horizons, as expressed by the null hypothesis:

$$\mathcal{H}_0 : \Phi_{ij,k}^{(h)} = 0, \text{ for } k = 1, 2, \dots, 12.$$

The coefficient estimates and covariance matrix are derived using the two-stage estimation method outlined in this paper. Table 3 presents the Granger causality from the row variables to the column variables across multiple horizons. Notably, the cells along the main diagonal demonstrate the predictability of each variable concerning its own future output. It is evident that all five macroeconomic variables exhibit significant persistence.

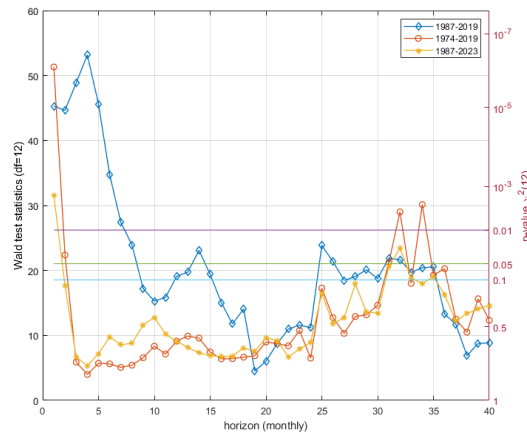


Figure 2. Multi-horizon Granger causality test from JNL to CFNAI. The X-axis displays the monthly horizon, the Y-axis displays the p -value. We conduct the Wald test on the first twelve GIR coefficients from JNL to CFNAI. We consider three samples: 1987-2019, 1987-2023, and 1974-2023. For robustness checks, we consider three VAR models with lag 12, 15, and 18. For each sub-sample and horizon, the presented p -value is the minimum one from the three VAR models. The three horizontal lines denote the significant levels of 90%, 95%, and 99%, respectively.

Of particular interest is the finding that economic uncertainty (JNL) exhibits a causal effect on

¹²See data source in Appendix

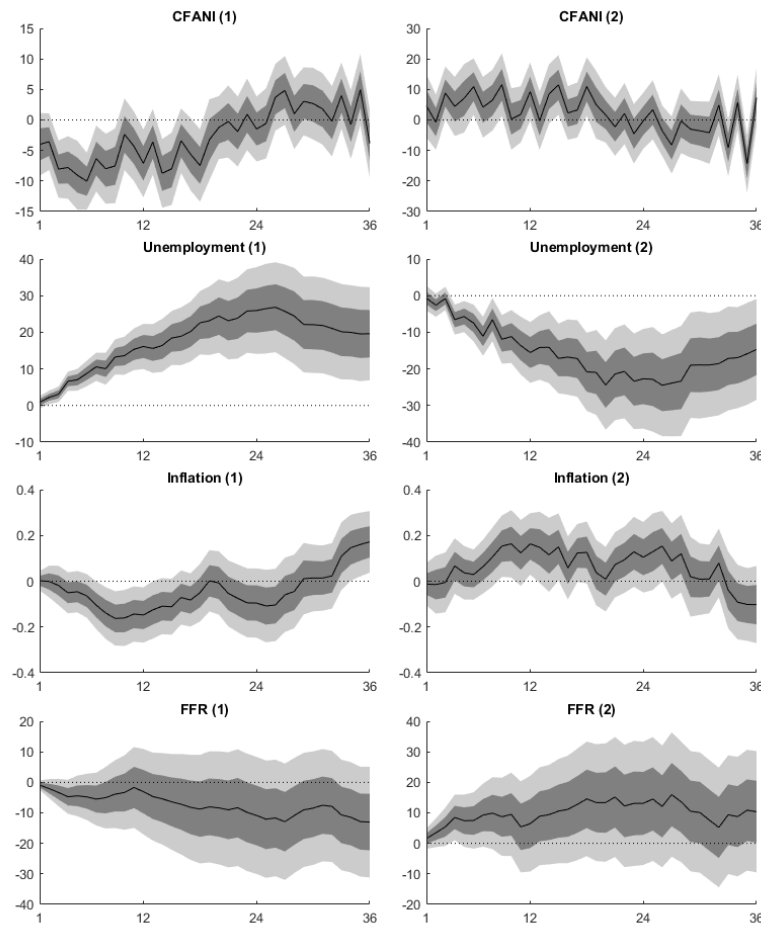


Figure 3. Two-stage estimates of GIRs to Economic uncertainty index (JNL). Note: The figure shows first two GIRs of macro-variables to economic uncertainty index (JNL). For instance, CFANI(1) subplot displays the first GIR (the reduced-form Sims impulse response) of CFANI to JNL over 36 months; and CFANI(2) subplot displays the second order GIR of CFANI to JNL over 36 months. The confidence interval for each estimator is built upon the asymptotic variance computed with the explicit formula of (5.37) and 68% and 95% z -score. The comparable GIR figures with LS projection method and recursive methods are presented in Appendix B.

Table 4
Two-stage estimates of generalized impulse responses

horizon	Causality test	two-stage estimates of twelve-lag generalized impulse responses											
1	45.281* (9.22E-06)	-3.999 (0.160)	4.584 (0.423)	-5.968 (0.284)	5.738 (0.269)	-4.035 (0.453)	0.639 (0.910)	4.870 (0.385)	-6.462 (0.198)	1.632 (0.764)	6.022 (0.300)	-7.614 (0.152)	2.496 (0.619)
2	44.647* (1.18E-05)	-3.565 (0.167)	-0.729 (0.885)	4.074 (0.425)	-2.894 (0.570)	-0.025 (0.996)	4.686 (0.380)	-5.894 (0.209)	1.182 (0.818)	7.435 (0.171)	-9.532 (0.061)	3.741 (0.444)	-0.025 (0.996)
3	48.862* (2.21E-06)	-8.056* (0.002)	8.818 (0.067)	-6.188 (0.244)	3.975 (0.487)	0.443 (0.938)	-2.980 (0.583)	0.990 (0.864)	5.211 (0.387)	-7.770 (0.172)	4.774 (0.405)	-2.803 (0.660)	-0.731 (0.913)
4	55.728* (1.34E-07)	-7.790* (0.006)	4.423 (0.410)	0.050 (0.993)	3.422 (0.571)	-6.011 (0.277)	3.872 (0.490)	3.239 (0.585)	-6.996 (0.222)	4.210 (0.465)	-1.891 (0.761)	-2.332 (0.721)	2.022 (0.761)
5	45.654* (7.96E-06)	-9.052* (0.004)	7.099 (0.254)	0.370 (0.954)	-1.166 (0.840)	-1.963 (0.744)	7.439 (0.240)	-8.739 (0.142)	2.957 (0.618)	0.822 (0.899)	-3.120 (0.647)	0.418 (0.953)	4.700 (0.501)
6	34.729* (0.001)	-10.043* (0.000)	10.923* (0.033)	-4.996 (0.365)	2.004 (0.737)	2.445 (0.687)	-3.832 (0.501)	-0.441 (0.940)	1.371 (0.825)	-1.741 (0.797)	-0.337 (0.962)	3.848 (0.578)	-2.664 (0.673)
7	27.394* (6.78E-03)	-6.338* (0.035)	4.179 (0.449)	-1.441 (0.808)	6.309 (0.302)	-8.394 (0.170)	3.218 (0.593)	0.129 (0.984)	-3.369 (0.623)	1.789 (0.799)	2.672 (0.693)	-4.081 (0.515)	-2.652 (0.652)
8	23.908* (0.021)	-7.998* (0.012)	6.476 (0.243)	3.519 (0.541)	-4.893 (0.392)	-2.146 (0.706)	6.265 (0.300)	-8.511 (0.186)	3.942 (0.549)	3.728 (0.562)	-5.984 (0.323)	-1.943 (0.735)	6.785 (0.259)
9	17.201 (0.142)	-7.529* (0.027)	11.565* (0.042)	-8.009 (0.162)	1.495 (0.799)	1.563 (0.799)	-4.204 (0.506)	1.646 (0.793)	3.110 (0.623)	-3.638 (0.549)	-3.805 (0.519)	6.487 (0.307)	-2.021 (0.757)
12	19.073 (0.087)	-7.109* (0.021)	9.303 (0.080)	-8.101 (0.137)	3.384 (0.556)	3.520 (0.564)	-4.736 (0.432)	-4.037 (0.480)	8.813 (0.129)	-4.169 (0.493)	-0.005 (0.999)	-0.152 (0.979)	-0.071 (0.991)
15	19.398 (0.079)	-8.002* (0.015)	11.491* (0.035)	-7.263 (0.208)	0.161 (0.978)	3.262 (0.588)	0.742 (0.907)	-4.052 (0.521)	0.343 (0.957)	1.776 (0.787)	-6.274 (0.327)	6.524 (0.309)	0.552 (0.936)
18	14.073 (0.296)	-7.460* (0.024)	10.968* (0.040)	-4.234 (0.485)	0.754 (0.902)	-3.853 (0.527)	4.695 (0.475)	-7.847 (0.215)	6.297 (0.289)	0.614 (0.919)	-1.952 (0.735)	-1.080 (0.858)	0.177 (0.980)
21	10.314 (0.588)	-0.254 (0.939)	-2.242 (0.672)	2.473 (0.675)	-3.694 (0.537)	1.567 (0.789)	2.814 (0.640)	-3.088 (0.589)	0.208 (0.973)	-1.724 (0.808)	5.549 (0.416)	-7.879 (0.228)	3.465 (0.597)
24	11.192 (0.513)	-1.477 (0.619)	-0.225 (0.965)	4.034 (0.493)	-2.677 (0.637)	-2.833 (0.638)	1.510 (0.828)	2.949 (0.662)	-5.683 (0.373)	2.678 (0.670)	4.300 (0.507)	-10.677 (0.098)	13.937 (0.029)
27	21.768* (0.040)	4.833 (0.125)	-8.216 (0.115)	4.579 (0.451)	-1.107 (0.854)	-2.055 (0.719)	-0.544 (0.927)	6.275 (0.305)	-11.425* (0.044)	13.966* (0.013)	-19.946* (0.001)	18.488* (0.004)	-14.127* (0.027)
30	18.752 (0.095)	2.676 (0.415)	-3.537 (0.511)	-1.199 (0.844)	6.857 (0.299)	-11.838 (0.058)	13.102* (0.024)	-17.167* (0.003)	15.749* (0.015)	-11.753 (0.073)	3.664 (0.590)	-1.679 (0.810)	1.953 (0.784)
33	21.628* (0.042)	3.991 (0.189)	-9.134 (0.077)	10.953 (0.051)	-16.104* (0.005)	13.919* (0.031)	-9.328 (0.160)	2.190 (0.735)	-0.576 (0.930)	0.805 (0.906)	-5.175 (0.443)	5.434 (0.394)	-4.660 (0.500)
36	16.861 (0.155)	-3.830 (0.221)	7.315 (0.176)	-8.338 (0.161)	1.420 (0.811)	1.529 (0.799)	-2.438 (0.703)	-0.442 (0.945)	0.549 (0.931)	-2.429 (0.730)	1.348 (0.854)	3.158 (0.639)	-1.953 (0.758)

Note - This table present two-stage estimation of twelve-lag generalized impulse response at horizon 1-9,12,15,18,21,24,27,30,33, and 36. The column of causality test displays the p -value of non-causality test at given horizon. The pivotal function is $\chi^2(12)$. The numbers with sign * indicate these test statistics or the coefficient estimates are statistically significant at level 95%. The comparable GIR estimates of LS projection method and recursive methods are presented in Appendix B.

the CFNAI both in the short run (1–7 months) and the long run (approximately 2.5 years). While the short-term impact of uncertainty on economic activity is expected, its prolonged influence on the economy surpasses conventional expectations. Conversely, economic uncertainty has a sustained effect on the labor market, with JNL exerting causal influence on unemployment over a span of forty months. Surprisingly, JNL does not significantly affect the Federal Funds Rate (FFR), suggesting that the central bank may not adjust interest rates in direct response to fluctuations in economic uncertainty. Instead, the CFNAI shows causality on the FFR, which aligns with the widely held view that central banks use interest rate policy to stimulate or slow down the economy based on economic activity.

Table 4 also provides empirical evidence that statistical insignificance of impulse responses from zero does not necessarily imply zero causality over multiple horizons, and, conversely, statistically significant impulse responses from zero do not necessarily imply causality. For instance, Sims’ impulse response (the first column next to the causality test) is significant for horizons 9, 12, 15, and 18, yet none of these horizons exhibit significant multi-horizon causality tests. This discrepancy may be attributed to multicollinearity. On the other hand, at horizons 27 and 33, the causality test is statistically significant, but Sims’ impulse response is not significantly different from zero. Thus, relying solely on Sims’ impulse response for assessing multi-horizon causality could yield misleading results.

In our analysis, we specifically investigate the causality from the JNL index to CFNAI by visualizing the Wald test statistics for the null hypothesis of non-causality. Recognizing the potential sensitivity of empirical results to order selection, as highlighted by Hamilton and Herrera (2004) in the context of Bernanke, Gertler and Watson (1997), we conduct tests using three estimation models with lag orders of 12, 15, and 18. We report the minimum Wald test statistic across these models to ensure robustness. This approach ensures that if any Wald test statistic exceeds the critical value threshold in the plot, the results remain robust irrespective of the chosen lag order. The plot clearly illustrates that the uncertainty index does indeed exhibit causality toward economic activity, particularly around two and a half years, across all three sample periods and lag order selections.

9. Conclusion

This paper introduces a novel estimation and inference method for GIRs within a multi-horizon linear projection model. Our proposed two-stage estimation method with heteroskedasticity-robust inference complements the standard LS approach with HAC inference. The proposed covariance matrix estimation offers a robust alternative, eliminating the need for correcting serial correlation in the projection residuals. This method provides researchers with a valuable tool for applying multi-horizon linear projections in causality testing, impulse response estimation, or predictability analysis, particularly for those concerned about the efficiency of the LS projection method and the finite sample performance of HAC covariance estimates.

We derive uniform inference for two-stage estimates across the parameter space and extensively highlight the advantages of two-stage estimates over LS estimates from two key perspectives: (1) two-stage estimates generally exhibit greater efficiency than LS estimates across a wide range of parameter spaces and projection horizons, and (2) two-stage estimates can be implemented without

relying on HAC standard error estimates. Instead, our explicit formula for the covariance matrix provides a positive semi-definite, heteroskedasticity-robust estimate. By allowing the projection horizon to grow with the sample size, we emphasize the crucial dependence of asymptotic normality of projection coefficient estimates on both the projection horizon and data persistence.

Our research on GIRs within a linear projection model underscores the importance of multi-horizon Granger causality in economics and finance for capturing the full dynamics of causal relationships. It also highlights the limitations of relying solely on Granger causality at horizon one or impulse response analysis when examining multi-horizon causality.

For future research, extending the finite-order VAR to an infinite-order VAR remains a promising area of interest from both theoretical and empirical perspectives. Inference for infinite-lag VAR models may require imposing restrictions on the norm of the lagged VAR coefficient matrices and carefully selecting a lag length that grows with the sample size, as discussed by Lewis and Reinsel (1985).

Another potential extension involves exploring high-dimensional VAR models instead of finite-dimensional ones, as investigated by Basu and Michailidis (2015), Adamek, Smeekes and Wilms (2023), Hecq, Margaritella and Smeekes (2023), and others. With datasets expanding exponentially, the exploration of high-dimensionality has gained considerable attention, particularly regarding the need for robust inference on regularized coefficients. Developing a high-dimensional version of the two-stage estimation method would thus be of significant interest for future work.

References

- Adamek, R., Smeekes, S. and Wilms, I. (2023), ‘Lasso inference for high-dimensional time series’, *Journal of Econometrics* **235**(2), 1114–1143.
- Andrews, D. W., Cheng, X. and Guggenberger, P. (2020), ‘Generic results for establishing the asymptotic size of confidence sets and tests’, *Journal of Econometrics* **218**(2), 496–531.
- Baker, S. R., Bloom, N. and Davis, S. J. (2016), ‘Measuring economic policy uncertainty’, *The Quarterly Journal of Economics* **131**(4), 1593–1636.
- Basu, S. and Michailidis, G. (2015), ‘Regularized estimation in sparse high-dimensional time series models’, *The Annals of Statistics* **43**(4), 1535–1567.
- Benkwitz, A., Neumann, M. H. and Lütekpohl, H. (2000), ‘Problems related to confidence intervals for impulse responses of autoregressive processes’, *Econometric Reviews* **19**(1), 69–103.
- Bernanke, B. S., Gertler, M. and Watson, M. (1997), ‘Systematic monetary policy and the effects of oil price shocks’, *Brookings papers on economic activity* **1997**(1), 91–157.
- Breitung, J. and Brüggemann, R. (2023), ‘Projection estimators for structural impulse responses’, *Oxford Bulletin of Economics and Statistics* **85**(6), 1320–1340.
- Brockwell, P. J. and Davis, R. A. (1991), *Time Series: Theory and Methods*, 2 edn, Berlin: Springer Science & Business Media.

- Campbell, J. Y. and Shiller, R. J. (1988), ‘The dividend-price ratio and expectations of future dividends and discount factors’, *The Review of Financial Studies* **1**(3), 195–228.
- Davidson, J. (1994), *Stochastic Limit Theory: An Introduction for Econometricians*, London: Oxford University Press.
- Diebold, F. X. and Yilmaz, K. (2014), ‘On the network topology of variance decompositions: Measuring the connectedness of financial firms’, *Journal of Econometrics* **182**(1), 119–134.
- Dolado, J. J. and Lütkepohl, H. (1996), ‘Making Wald tests work for cointegrated VAR systems’, *Econometric reviews* **15**(4), 369–386.
- Dufour, J.-M. (2003), ‘Identification, weak instruments, and statistical inference in econometrics’, *Canadian Journal of Economics/Revue canadienne d’économie* **36**(4), 767–808.
- Dufour, J.-M. (2006), ‘Monte Carlo tests with nuisance parameters: A general approach to finite-sample inference and nonstandard asymptotics’, *Journal of Econometrics* **133**(2), 443–477.
- Dufour, J.-M., Garcia, R. and Taamouti, A. (2012), ‘Measuring high-frequency causality between returns, realized volatility, and implied volatility’, *Journal of Financial Econometrics* **10**(1), 124–163.
- Dufour, J.-M. and Pelletier, D. (2022), ‘Practical methods for modeling weak VARMA processes: Identification, estimation and specification with a macroeconomic application’, *Journal of Business & Economic Statistics* **40**(3), 1140–1152.
- Dufour, J.-M., Pelletier, D. and Renault, É. (2006), ‘Short run and long run causality in time series: inference’, *Journal of Econometrics* **132**(2), 337–362.
- Dufour, J.-M. and Renault, E. (1998), ‘Short run and long run causality in time series: theory’, *Econometrica* **66**(5), 1099–1125.
- Dufour, J.-M., Renault, E. and Zinde-Walsh, V. (2023), ‘Wald tests when restrictions are locally singular’, *CIREQ Technical Report, McGill University* .
- Dufour, J.-M. and Taamouti, A. (2010), ‘Short and long run causality measures: Theory and inference’, *Journal of Econometrics* **154**(1), 42–58.
- Dufour, J.-M. and Tessier, D. (1993), ‘On the relationship between impulse response analysis, innovation accounting and Granger causality’, *Economics Letters* **42**(4), 327–333.
- Dufour, J.-M. and Valéry, P. (2015), ‘Wald-type tests when rank conditions fail: a smooth regularization approach’, *Technical Report, McGill University and HEC Montréal* .
- Fama, E. F. and French, K. R. (1988), ‘Dividend yields and expected stock returns’, *Journal of Financial Economics* **22**(1), 3–25.

- Fernandez-Perez, A., Indriawan, I., Tse, Y. and Xu, Y. (2023), 'Cross-asset time-series momentum: Crude oil volatility and global stock markets', *Journal of Banking & Finance* **154**, 106704.
- Gao, L., Hitzemann, S., Shaliastovich, I. and Xu, L. (2022), 'Oil volatility risk', *Journal of Financial Economics* **144**(2), 456–491.
- Gonçalves, S. and Kilian, L. (2004), 'Bootstrapping autoregressions with conditional heteroskedasticity of unknown form', *Journal of Econometrics* **123**(1), 89–120.
- Granger, C. W. (1969), 'Investigating causal relations by econometric models and cross-spectral methods', *Econometrica* **37**(3), 424–438.
- Hamilton, J. D. (1994), *Time Series Analysis*, Princeton: Princeton University Press.
- Hamilton, J. D. and Herrera, A. M. (2004), 'Oil shocks and aggregate macroeconomic behavior: the role of monetary policy', *Journal of Money, Credit and Banking* **36**(2), 265–286.
- Hannan, E. J. and Rissanen, J. (1982), 'Recursive estimation of mixed autoregressive-moving average order', *Biometrika* **69**(1), 81–94.
- Hecq, A., Margaritella, L. and Smeekes, S. (2023), 'Granger causality testing in high-dimensional VARs: a post-double-selection procedure', *Journal of Financial Econometrics* **21**(3), 915–958.
- Hsiao, C. (1982), 'Autoregressive modeling and causal ordering of economic variables', *Journal of Economic Dynamics and Control* **4**, 243–259.
- Inoue, A. and Kilian, L. (2020), 'The uniform validity of impulse response inference in autoregressions', *Journal of Econometrics* **215**(2), 450–472.
- Jordà, Ò. (2005), 'Estimation and inference of impulse responses by local projections', *American economic review* **95**(1), 161–182.
- Jurado, K., Ludvigson, S. C. and Ng, S. (2015), 'Measuring uncertainty', *American Economic Review* **105**(3), 1177–1216.
- Kilian, L. and Kim, Y. J. (2011), 'How reliable are local projection estimators of impulse responses?', *The Review of Economics and Statistics* **93**(4), 1460–1466.
- Kilian, L. and Lütkepohl, H. (2017), *Structural Vector Autoregressive Analysis*, Cambridge: Cambridge University Press.
- Lewis, R. and Reinsel, G. C. (1985), 'Prediction of multivariate time series by autoregressive model fitting', *Journal of Multivariate Analysis* **16**(3), 393–411.
- Lütkepohl, H. (1990), 'Asymptotic distributions of impulse response functions and forecast error variance decompositions of vector autoregressive models', *The Review of Economics and Statistics* **72**(1), 116–125.

- Lütkepohl, H. (1993), Testing for causation between two variables in higher-dimensional VAR models, *in* H. Schneeweiß and K. F. Zimmermann, eds, ‘Studies in Applied Econometrics’, Physica-Verlag HD, Heidelberg, pp. 75–91.
- Lütkepohl, H. (2005), *New Introduction to Multiple Time Series Analysis*, Berlin: Springer Science & Business Media.
- Lütkepohl, H. and Burda, M. M. (1997), ‘Modified Wald tests under nonregular conditions’, *Journal of Econometrics* **78**(2), 315–332.
- Lütkepohl, H., Staszewska-Bystrova, A. and Winker, P. (2020), ‘Constructing joint confidence bands for impulse response functions of VAR models—A review’, *Econometrics and Statistics* **13**, 69–83.
- Mikusheva, A. (2007), ‘Uniform inference in autoregressive models’, *Econometrica* **75**(5), 1411–1452.
- Mikusheva, A. (2012), ‘One-dimensional inference in autoregressive models with the potential presence of a unit root’, *Econometrica* **80**(1), 173–212.
- Montiel Olea, J. L. and Plagborg-Møller, M. (2019), ‘Simultaneous confidence bands: Theory, implementation, and an application to SVARs’, *Journal of Applied Econometrics* **34**(1), 1–17.
- Montiel Olea, J. L. and Plagborg-Møller, M. (2021), ‘Local projection inference is simpler and more robust than you think’, *Econometrica* **89**(4), 1789–1823.
- Park, J. Y. and Phillips, P. C. (1988), ‘Statistical inference in regressions with integrated processes: Part 1’, *Econometric Theory* **4**(3), 468–497.
- Pelletier, D. (2004), ‘Problems in time series and financial econometrics: linear methods for VARMA modelling, multivariate volatility analysis, causality and value-at-risk’, *Ph.D. thesis, McGill University*.
- Phillips, P. C. and Perron, P. (1988), ‘Testing for a unit root in time series regression’, *Biometrika* **75**(2), 335–346.
- Plagborg-Møller, M. and Wolf, C. K. (2021), ‘Local projections and VARs estimate the same impulse responses’, *Econometrica* **89**(2), 955–980.
- Pope, A. L. (1990), ‘Biases of estimators in multivariate non-gaussian autoregressions’, *Journal of Time Series Analysis* **11**(3), 249–258.
- Rossi, B. and Sekhposyan, T. (2015), ‘Macroeconomic uncertainty indices based on nowcast and forecast error distributions’, *American Economic Review* **105**(5), 650–655.
- Salamaliki, P. K. and Venetis, I. A. (2019), ‘Transmission chains of economic uncertainty on macroeconomic activity: new empirical evidence’, *Macroeconomic Dynamics* **23**(8), 3355–3385.

- Shi, S., Hurn, S. and Phillips, P. C. (2020), 'Causal change detection in possibly integrated systems: Revisiting the money–income relationship', *Journal of Financial Econometrics* **18**(1), 158–180.
- Sims, C. A. (1980), 'Macroeconomics and reality', *Econometrica* **48**(1), 1–48.
- Sims, C. A., Stock, J. H. and Watson, M. W. (1990), 'Inference in linear time series models with some unit roots', *Econometrica* **58**(1), 113–144.
- Stock, J. H. and Watson, M. W. (2018), 'Identification and estimation of dynamic causal effects in macroeconomics using external instruments', *The Economic Journal* **128**(610), 917–948.
- Toda, H. Y. and Yamamoto, T. (1995), 'Statistical inference in vector autoregressions with possibly integrated processes', *Journal of Econometrics* **66**(1-2), 225–250.
- Wiener, N. (1956), 'The theory of prediction'. in: E.F. Beckenback, ed., *Modern mathematics for engineers*, McGraw-Hill, New York.
- Xu, K.-L. (2023), 'Local projection based inference under general conditions', *Technical Report, Indiana University* .
- Zhang, H. J., Dufour, J.-M. and Galbraith, J. W. (2016), 'Exchange rates and commodity prices: Measuring causality at multiple horizons', *Journal of Empirical Finance* **36**, 100–120.

A. Appendix: More simulation results

Table 5
Monte Carlo simulations: white noise process

h	$\phi_{12,1}^{(h)}$						$\phi_{12,2}^{(h)}$					
	1	3	6	12	24	36	1	3	6	12	24	36
value	0.000	0.000	0.000	0.000	0.000	0.000	0.000	0.000	0.000	0.000	0.000	0.000
bias of estimates												
RC-VAR	0.002	1.30E-04	-1.20E-05	4.39E-07	7.22E-11	1.19E-14	0.001	-9.78E-06	-2.62E-06	4.91E-08	2.24E-11	7.43E-15
LS-Proj	0.002	0.001	-0.003	-0.001	0.002	0.002	0.001	-0.004	0.003	-0.006	-0.001	-0.003
2S(0)-Proj	0.002	0.001	-0.002	-0.001	0.002	0.002	0.001	-0.004	0.003	-0.006	-0.001	-0.003
2S(1)-Proj	-0.001	0.000	-0.002	-0.002	0.001	-0.001	0.000	0.002	0.000	0.000	-0.003	-0.002
2S(2)-Proj	-0.003	0.000	-0.002	0.002	-0.004	-0.001	0.000	0.001	0.009	-0.003	1.30E-04	-2.80E-04
rmse of estimates												
RC-VAR	0.075	0.010	0.001	9.03E-06	1.82E-09	3.78E-13	0.075	0.007	1.94E-04	1.92E-06	5.92E-10	2.33E-13
LS-Proj	0.075	0.073	0.078	0.077	0.078	0.082	0.075	0.076	0.081	0.077	0.081	0.085
2S(0)-Proj	0.075	0.073	0.079	0.077	0.078	0.082	0.075	0.077	0.081	0.078	0.081	0.086
2S(1)-Proj	0.077	0.077	0.079	0.076	0.081	0.083	0.077	0.077	0.078	0.077	0.080	0.081
2S(2)-Proj	0.079	0.078	0.076	0.079	0.082	0.085	0.079	0.078	0.080	0.080	0.080	0.083
empirical size of tests (5% nominal size)												
RC-VAR	0.054	0.001	0.000	0.000	0.000	0.000	0.047	0.001	0.000	0.000	0.000	0.000
LS-Proj	0.057	0.036	0.059	0.050	0.049	0.054	0.048	0.056	0.073	0.041	0.050	0.065
2S(0)-Proj	0.049	0.039	0.062	0.043	0.044	0.044	0.045	0.055	0.074	0.042	0.048	0.071
2S(0)-Proj _b	0.056	0.041	0.063	0.049	0.046	0.043	0.044	0.056	0.076	0.039	0.051	0.066
2S(1)-Proj	0.064	0.056	0.068	0.051	0.069	0.058	0.054	0.057	0.067	0.051	0.064	0.061
2S(1)-Proj _b	0.058	0.045	0.054	0.047	0.050	0.040	0.047	0.047	0.051	0.042	0.051	0.042
2S(2)-Proj	0.065	0.065	0.062	0.069	0.066	0.066	0.064	0.062	0.077	0.062	0.059	0.062
2S(2)-Proj _b	0.050	0.049	0.049	0.052	0.058	0.056	0.052	0.051	0.060	0.054	0.051	0.057
coverage ratio of nominal 95% confidence interval												
RC-VAR	0.946	0.999	1.000	1.000	1.000	1.000	0.953	0.999	1.000	1.000	1.000	1.000
LS-Proj	0.943	0.964	0.941	0.950	0.951	0.946	0.952	0.944	0.927	0.959	0.950	0.935
2S(0)-Proj	0.951	0.961	0.938	0.957	0.956	0.956	0.955	0.945	0.926	0.958	0.952	0.929
2S(0)-Proj _b	0.944	0.959	0.937	0.951	0.954	0.957	0.956	0.944	0.924	0.961	0.949	0.934
2S(1)-Proj	0.936	0.944	0.932	0.949	0.931	0.942	0.946	0.943	0.933	0.949	0.936	0.939
2S(1)-Proj _b	0.942	0.955	0.946	0.953	0.950	0.960	0.953	0.953	0.949	0.958	0.949	0.958
2S(2)-Proj	0.935	0.935	0.938	0.931	0.934	0.934	0.936	0.938	0.923	0.938	0.941	0.938
2S(2)-Proj _b	0.950	0.951	0.951	0.948	0.942	0.944	0.948	0.949	0.940	0.946	0.949	0.943
average width of nominal 95% confidence interval												
RC-VAR	0.294	0.051	0.005	2.07E-05	1.77E-09	3.87E-13	0.294	0.034	0.001	6.47E-06	7.00E-10	1.95E-13
LS-Proj	0.295	0.297	0.298	0.302	0.311	0.319	0.294	0.298	0.298	0.303	0.311	0.322
2S(0)-Proj	0.295	0.296	0.298	0.302	0.310	0.319	0.296	0.298	0.299	0.303	0.312	0.321
2S(0)-Proj _b	0.295	0.303	0.298	0.307	0.310	0.324	0.297	0.303	0.301	0.309	0.313	0.328
2S(1)-Proj	0.291	0.292	0.293	0.298	0.304	0.313	0.292	0.293	0.295	0.300	0.307	0.316
2S(1)-Proj _b	0.304	0.305	0.307	0.314	0.322	0.334	0.305	0.306	0.309	0.315	0.325	0.337
2S(2)-Proj	0.292	0.293	0.295	0.299	0.307	0.315	0.293	0.294	0.297	0.299	0.308	0.318
2S(2)-Proj _b	0.305	0.307	0.311	0.315	0.327	0.337	0.306	0.307	0.311	0.315	0.326	0.339

Note - The DGP follows a white noise process, $u_t \stackrel{i.i.d.}{\sim} N(0, [1, 0.5; 0.5, 1])$.

Table 6
Monte Carlo simulations: I(2) process

$$y_t = \begin{bmatrix} 1.7 & -0.2 \\ 0.2 & 1.4 \end{bmatrix} y_{t-1} + \begin{bmatrix} -0.66 & 0.08 \\ -0.2 & -0.4 \end{bmatrix} y_{t-1} + u_t. \quad (\text{A.53})$$

h	$\phi_{12,1}^{(h)}$						$\phi_{12,2}^{(h)}$					
	1	3	6	12	24	36	1	3	6	12	24	36
value	-0.200	-0.978	-2.627	-6.466	-14.445	-22.444	0.080	0.391	1.051	2.586	5.778	8.978
bias of estimates												
RC-VAR	-0.003	-0.018	0.015	0.492	3.033	7.087	-0.013	-0.034	-0.065	-0.264	-1.295	-2.942
LS-Proj	-0.003	0.006	0.124	0.804	4.004	9.242	-0.013	-0.068	-0.224	-0.708	-2.375	-4.874
2S(2)-Proj	-0.006	-0.007	0.090	0.739	3.934	9.182	-0.005	-0.012	-0.079	-0.387	-1.762	-3.966
rmse of estimates												
RC-VAR	0.072	0.200	0.310	0.849	3.753	8.254	0.081	0.216	0.309	0.624	1.885	3.699
LS-Proj	0.072	0.233	0.477	1.320	5.031	10.746	0.081	0.263	0.547	1.288	3.900	7.362
2S(2)-Proj	0.084	0.211	0.393	1.132	4.713	10.365	0.149	0.254	0.352	0.750	2.380	4.776
empirical size of tests (5% nominal size)												
RC-VAR	0.066	0.064	0.075	0.194	0.471	0.593	0.070	0.069	0.081	0.119	0.298	0.462
LS-Proj	0.065	0.084	0.106	0.277	0.520	0.639	0.071	0.095	0.137	0.238	0.323	0.420
2S(2)-Proj	0.078	0.061	0.080	0.224	0.489	0.636	0.086	0.064	0.090	0.172	0.327	0.417
2S(2)-Proj _b	0.062	0.048	0.050	0.068	0.084	0.114	0.076	0.056	0.069	0.068	0.106	0.122
coverage ratio of nominal 95% confidence interval												
RC-VAR	0.934	0.936	0.925	0.806	0.529	0.407	0.930	0.931	0.919	0.881	0.702	0.538
LS-Proj	0.935	0.916	0.894	0.723	0.480	0.361	0.929	0.905	0.863	0.762	0.677	0.580
2S(2)-Proj	0.922	0.939	0.920	0.776	0.511	0.364	0.914	0.936	0.910	0.828	0.673	0.583
2S(2)-Proj _b	0.938	0.952	0.950	0.932	0.916	0.886	0.924	0.944	0.931	0.932	0.894	0.878
average width of nominal 95% confidence interval												
RC-VAR	0.265	0.730	1.143	2.369	6.405	11.614	0.297	0.789	1.146	2.167	4.821	7.303
LS-Proj	0.266	0.831	1.614	3.362	8.823	14.233	0.298	0.917	1.749	3.632	9.703	15.937
2S(2)-Proj	0.294	0.795	1.424	2.987	8.192	14.296	0.521	0.909	1.254	2.372	5.669	10.164
2S(2)-Proj _b	0.307	0.859	1.593	3.694	12.819	28.260	0.537	0.954	1.382	2.772	7.611	14.729

Note - The DGP follows a VAR(2) process integrated at order two, $u_t \stackrel{i.i.d.}{\sim} N(0, [1, 0.5; 0.5, 1])$. Two 2×2 root matrices are $[0.7, -0.2; 0, 1]$ and $[1, 0; 0.2, 0.4]$, whose eigenvalues are 1, 0.7 and 1, 0.4, respectively. Since the DGP contains two unit roots, only two stage results estimated with two extra lags are presented.

B. Appendix: More empirical results

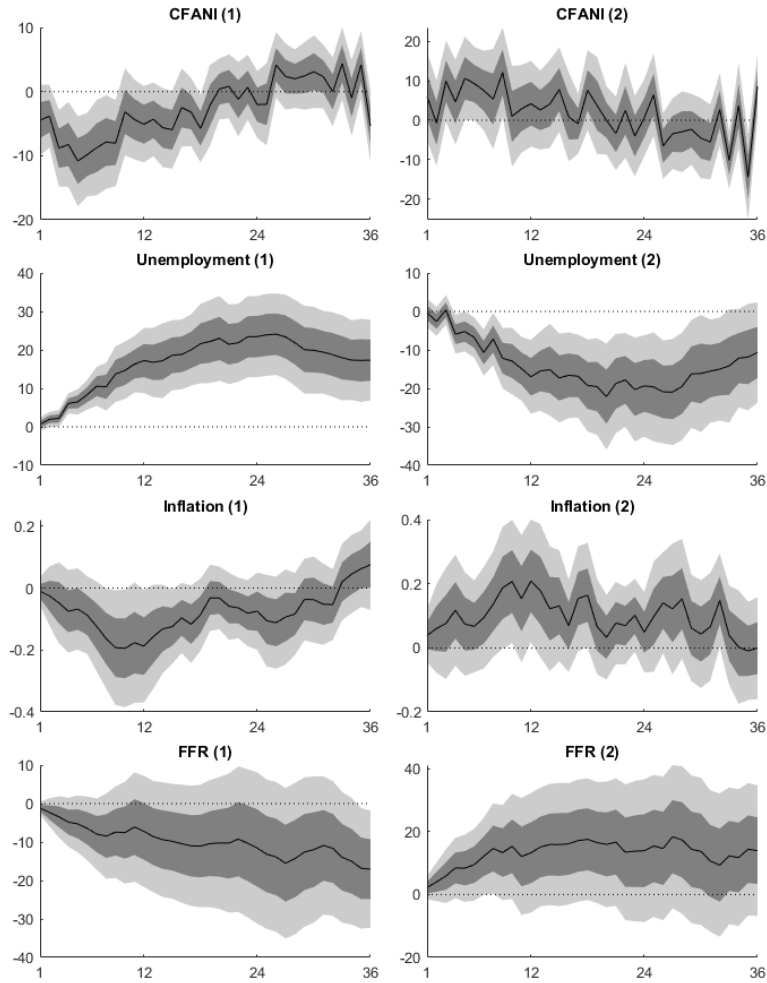


Figure 4. Projection-based Least Squares estimates of generalized impulse responses to Economic uncertainty index (JNL)

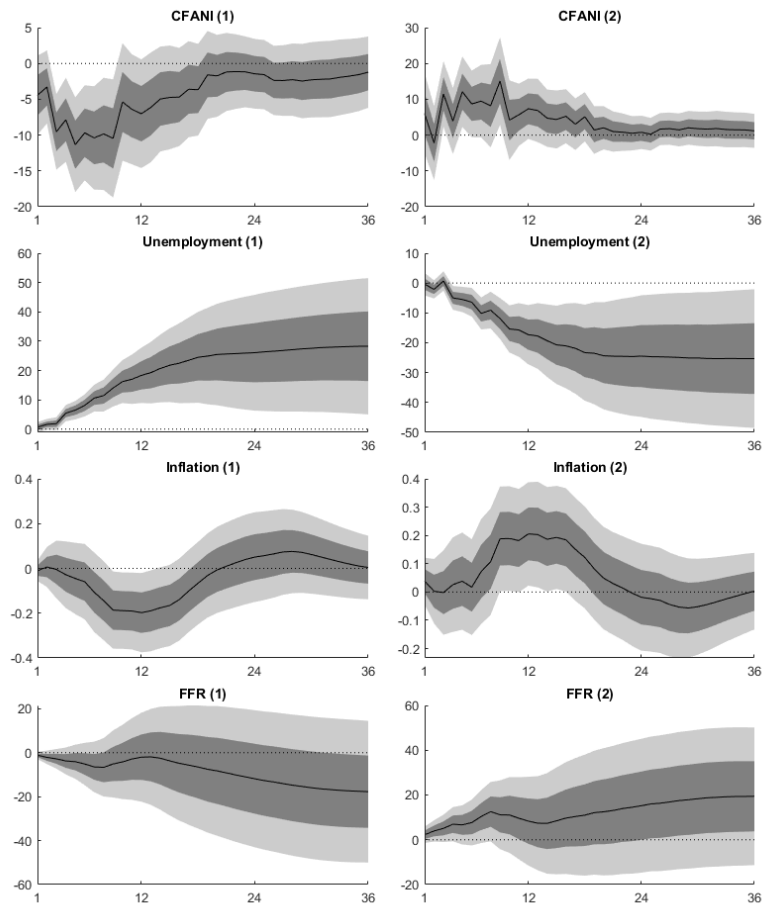


Figure 5. Recursive estimates of generalized impulse responses to Economic uncertainty index (JNL)

Table 7
 Projection Least Squares estimates of generalized impulse responses

horizon	Causality test	Least Squares estimates of twelve-lag generalized impulse responses											
1	28.458* (0.005)	-4.440 (0.117)	6.015 (0.284)	-8.599 (0.141)	8.689 (0.135)	-6.165 (0.239)	3.866 (0.413)	-0.232 (0.961)	-2.469 (0.576)	-0.420 (0.932)	6.176 (0.275)	-6.335 (0.210)	1.914 (0.413)
2	22.572* (0.032)	-3.832 (0.127)	-0.753 (0.892)	4.700 (0.423)	-3.740 (0.456)	2.033 (0.660)	1.681 (0.728)	-4.248 (0.315)	1.354 (0.784)	5.557 (0.330)	-8.140 (0.151)	4.985 (0.320)	-1.614 (0.491)
3	25.244* (0.014)	-8.820* (0.004)	9.894 (0.058)	-7.114 (0.190)	6.373 (0.217)	-2.769 (0.581)	-0.911 (0.828)	-0.603 (0.901)	6.119 (0.308)	-9.216 (0.132)	8.045 (0.168)	-5.838 (0.249)	2.398 (0.359)
4	30.403* (0.002)	-8.240* (0.015)	4.607 (0.400)	1.691 (0.739)	0.218 (0.962)	-2.473 (0.586)	1.009 (0.849)	4.362 (0.491)	-8.468 (0.173)	7.489 (0.209)	-5.289 (0.343)	2.080 (0.678)	-0.120 (0.963)
5	25.477* (0.013)	-10.833* (0.002)	10.622* (0.049)	-3.119 (0.546)	1.891 (0.678)	-3.733 (0.489)	7.751 (0.251)	-10.411 (0.107)	7.358 (0.238)	-4.475 (0.459)	0.929 (0.870)	1.040 (0.847)	-0.286 (0.920)
6	24.932* (0.015)	-9.825* (0.003)	9.291* (0.050)	-2.141 (0.647)	0.160 (0.978)	3.240 (0.633)	-6.370 (0.302)	4.403 (0.487)	-3.459 (0.564)	1.333 (0.818)	0.368 (0.955)	-0.699 (0.912)	0.487 (0.886)
7	25.086* (0.014)	-8.747* (0.021)	7.527 (0.144)	-2.682 (0.606)	6.346 (0.302)	-8.989 (0.139)	6.521 (0.313)	-5.152 (0.412)	1.090 (0.859)	1.355 (0.835)	-0.530 (0.931)	-1.500 (0.763)	1.226 (0.676)
8	18.441 (0.103)	-7.849* (0.036)	5.353 (0.409)	5.442 (0.411)	-6.392 (0.297)	1.819 (0.766)	-1.272 (0.830)	-0.802 (0.896)	0.771 (0.906)	2.006 (0.734)	-3.851 (0.473)	1.269 (0.790)	0.496 (0.862)
9	14.931 (0.245)	-8.043* (0.019)	12.102* (0.038)	-8.692 (0.133)	4.421 (0.502)	-2.844 (0.662)	0.116 (0.985)	-0.365 (0.953)	2.409 (0.679)	-3.430 (0.511)	-0.712 (0.880)	2.146 (0.661)	-0.181 (0.952)
12	16.636 (0.164)	-5.090 (0.094)	4.170 (0.453)	-1.115 (0.850)	-2.494 (0.685)	6.760 (0.289)	-6.805 (0.257)	0.394 (0.943)	1.142 (0.820)	4.324 (0.430)	-8.061 (0.167)	5.103 (0.288)	-1.873 (0.509)
15	17.578 (0.129)	-5.949 (0.055)	7.779 (0.153)	-4.613 (0.404)	-0.790 (0.866)	3.534 (0.432)	1.338 (0.823)	-4.672 (0.423)	0.811 (0.878)	1.366 (0.773)	-6.866 (0.196)	10.936 (0.081)	-6.618 (0.081)
18	19.057 (0.087)	-5.751* (0.033)	7.590 (0.141)	-0.420 (0.950)	-2.846 (0.661)	0.845 (0.872)	0.259 (0.961)	-4.743 (0.359)	3.627 (0.486)	2.909 (0.554)	-6.947 (0.179)	6.948 (0.189)	-5.289 (0.077)
21	26.188* (0.010)	0.841 (0.742)	-3.358 (0.480)	4.070 (0.448)	-6.062 (0.294)	4.064 (0.494)	2.161 (0.691)	-5.100 (0.294)	0.555 (0.924)	-0.416 (0.953)	3.354 (0.599)	-0.911 (0.882)	-3.688 (0.390)
24	36.041* (3.19E-04)	-2.013 (0.450)	0.565 (0.909)	5.288 (0.335)	-7.049 (0.150)	1.757 (0.740)	-0.671 (0.921)	4.526 (0.481)	-9.130 (0.117)	5.883 (0.276)	0.843 (0.866)	-0.219 (0.965)	-4.953 (0.252)
27	22.563* (0.032)	2.362 (0.369)	-3.452 (0.450)	0.670 (0.898)	1.055 (0.850)	-3.678 (0.512)	1.510 (0.780)	4.549 (0.366)	-9.399* (0.038)	10.970* (0.025)	-15.232* (0.026)	11.331* (0.037)	-6.461 (0.060)
30	26.887* (0.008)	3.114 (0.280)	-4.569 (0.379)	-1.186 (0.832)	7.513 (0.204)	-12.262* (0.005)	12.328* (0.010)	-14.308* (0.024)	10.747 (0.095)	-7.208 (0.226)	0.193 (0.973)	-1.453 (0.788)	1.782 (0.531)
33	35.363* (4.10E-04)	4.380 (0.128)	-10.237* (0.005)	10.306* (0.013)	-13.489* (0.017)	10.865 (0.083)	-8.055 (0.170)	1.414 (0.806)	-0.165 (0.979)	1.270 (0.839)	-4.913 (0.457)	2.114 (0.700)	1.479 (0.638)
36	25.538* (0.012)	-5.377 (0.057)	8.616* (0.038)	-9.267* (0.048)	3.290 (0.526)	-1.275 (0.816)	0.038 (0.994)	-2.596 (0.706)	2.825 (0.696)	-2.501 (0.676)	1.987 (0.748)	-0.607 (0.894)	0.453 (0.787)

Note - This table present Least Squares estimation of twelve-lag generalized impulse response at horizon 1-9,12,15,18,21,24,27,30,33, and 36. The coefficient and covariance matrix estimation is computed through 'hac' command in MATLAB R2020a with setting 'Bandwidth'=h+1. The column of 'causality test' displays the Wald test statistics with its p-value of non-causality test at given horizon. The pivotal function is $\chi^2(12)$.

Table 8
Recursive VAR estimates of generalized impulse responses

horizon	Causality test	Recursive VAR estimates of twelve-lag generalized impulse responses											
1	33.113* (0.001)	-4.440 (0.114)	6.015 (0.288)	-8.599 (0.147)	8.689 (0.101)	-6.165 (0.181)	3.866 (0.370)	-0.232 (0.957)	-2.469 (0.548)	-0.420 (0.929)	6.176 (0.232)	-6.335 (0.169)	1.914 (0.369)
2	29.642* (0.003)	-3.281 (0.207)	-2.221 (0.672)	6.299 (0.220)	-4.485 (0.318)	2.635 (0.530)	0.733 (0.859)	-3.447 (0.382)	0.323 (0.944)	6.502 (0.197)	-6.876 (0.126)	1.468 (0.505)	0.333 (0.554)
3	31.534* (0.002)	-9.550* (0.000)	11.486* (0.014)	-8.191 (0.107)	7.037 (0.161)	-3.289 (0.488)	-0.712 (0.872)	-0.523 (0.917)	5.515 (0.319)	-6.453 (0.209)	3.385 (0.320)	-2.333 (0.194)	1.099 (0.189)
4	29.867* (0.003)	-7.865* (0.009)	3.929 (0.404)	2.562 (0.595)	0.127 (0.978)	-3.488 (0.436)	2.358 (0.648)	3.033 (0.593)	-5.843 (0.262)	3.255 (0.334)	-1.263 (0.513)	-0.444 (0.770)	0.584 (0.487)
5	28.181* (0.005)	-11.340* (0.001)	12.100* (0.016)	-4.361 (0.360)	2.067 (0.654)	-3.287 (0.535)	6.970 (0.231)	-7.806 (0.148)	2.809 (0.448)	-0.421 (0.855)	0.904 (0.650)	-2.467 (0.092)	1.672 (0.034)
6	25.327* (0.013)	-9.685* (0.004)	8.702 (0.067)	-2.082 (0.644)	1.024 (0.849)	2.405 (0.685)	-3.991 (0.462)	0.061 (0.987)	0.023 (0.993)	1.806 (0.402)	-2.550 (0.145)	0.106 (0.932)	1.043 (0.175)
7	22.133* (0.036)	-10.394* (0.005)	9.474 (0.067)	-2.834 (0.590)	6.399 (0.270)	-8.155 (0.129)	3.668 (0.311)	-2.277 (0.344)	1.754 (0.420)	-1.608 (0.382)	0.149 (0.925)	-0.228 (0.860)	0.684 (0.401)
8	19.355 (0.080)	-9.835* (0.014)	8.194 (0.167)	4.026 (0.490)	-4.954 (0.368)	-0.577 (0.881)	1.161 (0.628)	-0.530 (0.813)	-1.351 (0.505)	1.879 (0.303)	-2.046 (0.217)	0.441 (0.749)	0.655 (0.430)
9	14.901 (0.247)	-10.469* (0.013)	15.060* (0.016)	-8.241 (0.129)	3.382 (0.365)	-3.387 (0.160)	3.051 (0.142)	-3.621 (0.044)	2.001 (0.247)	-0.744 (0.657)	-0.204 (0.890)	-0.528 (0.622)	0.944 (0.199)
12	7.996 (0.785)	-7.018 (0.070)	7.344 (0.087)	-1.122 (0.667)	-0.829 (0.721)	-0.934 (0.642)	0.766 (0.639)	-1.062 (0.500)	1.763 (0.229)	-1.272 (0.365)	-0.463 (0.739)	-0.022 (0.983)	0.464 (0.519)
15	5.399 (0.943)	-4.744 (0.199)	4.358 (0.291)	-0.108 (0.959)	-0.549 (0.758)	0.285 (0.861)	-0.262 (0.861)	-0.301 (0.831)	-0.244 (0.825)	0.460 (0.637)	-1.340 (0.146)	0.445 (0.528)	0.305 (0.590)
18	7.140 (0.848)	-3.663 (0.262)	5.121 (0.144)	-2.310 (0.194)	1.096 (0.486)	-1.502 (0.256)	0.857 (0.411)	-1.171 (0.180)	0.497 (0.507)	-0.438 (0.504)	0.115 (0.871)	-0.193 (0.720)	0.321 (0.484)
21	4.377 (0.976)	-1.190 (0.668)	0.984 (0.731)	-0.358 (0.774)	-0.170 (0.858)	-0.487 (0.597)	-0.121 (0.871)	-0.077 (0.911)	0.149 (0.811)	-0.022 (0.970)	-0.051 (0.933)	-0.015 (0.973)	0.179 (0.639)
24	3.914 (0.985)	-1.448 (0.559)	0.762 (0.748)	-0.844 (0.356)	0.632 (0.426)	-0.461 (0.569)	0.073 (0.910)	-0.205 (0.743)	0.090 (0.862)	-0.025 (0.953)	0.341 (0.484)	-0.291 (0.507)	0.281 (0.446)
27	2.969 (0.996)	-2.384 (0.343)	1.791 (0.435)	-0.653 (0.463)	0.397 (0.595)	-0.567 (0.434)	0.171 (0.749)	-0.335 (0.539)	0.224 (0.639)	0.079 (0.846)	0.271 (0.581)	-0.254 (0.590)	0.355 (0.376)
30	3.437 (0.992)	-2.283 (0.394)	1.778 (0.466)	-0.540 (0.475)	0.241 (0.686)	-0.544 (0.405)	0.260 (0.582)	-0.311 (0.542)	0.396 (0.362)	-0.006 (0.986)	0.163 (0.689)	-0.132 (0.738)	0.357 (0.368)
33	2.742 (0.997)	-1.939 (0.472)	1.552 (0.539)	-0.331 (0.642)	0.089 (0.867)	-0.240 (0.704)	0.150 (0.735)	-0.154 (0.752)	0.368 (0.362)	-0.072 (0.811)	1.078 (0.839)	-0.010 (0.976)	0.282 (0.440)
36	2.543 (0.998)	-1.221 (0.631)	1.183 (0.624)	-0.143 (0.823)	0.000 (1.000)	-0.143 (0.798)	0.111 (0.779)	-0.056 (0.899)	0.273 (0.433)	-0.025 (0.910)	-0.044 (0.892)	0.096 (0.723)	0.192 (0.533)

Note - This table present Recursive VAR estimation of twelve-lag generalized impulse response at horizon 1-9,12,15,18,21,24,27,30,33, and 36. The coefficient and covariance matrix estimation is computed through Delta-method inference. The column of 'causality test' displays the Wald test statistics with its p -value of non-causality test at given horizon. The pivotal function is $\chi^2(12)$.

C. Appendix: Lemmas

Prior to delving into the proofs, we present a few notations and lemmas. Consider two extended transformation matrices, $\bar{G}_{1,T}$ and $\bar{G}_{2,T}$, the purpose of which is to deal with lag-augmented estimation. $\bar{G}_{1,T}$ represents a square matrix with dimensions $(p+1)K$, while $\bar{G}_{2,T}$ denotes a square matrix with dimensions $(p+2)K$,

$$\begin{aligned} \bar{G}_{1,T} &:= \begin{bmatrix} I_K & 0 \\ 0 & \bar{Y}_1 \end{bmatrix} \begin{bmatrix} I_K & [-P_1, 0_{K \times (p-1)K}] \\ 0_{pK \times K} & \bar{P}_1 \end{bmatrix} (I_{p+1} \otimes \Pi), \\ \bar{G}_{2,T} &:= \begin{bmatrix} I_{2K} & 0 \\ 0 & \bar{Y}_2 \end{bmatrix} \begin{bmatrix} I_K & -(P_1 + P_2) & [P_1 P_2, 0_{K \times (p-2)K}] \\ I_K & -(P_1 + P_2) & [P_1 P_2, 0_{K \times (p-2)K}] \\ 0_{pK \times K} & 0_{pK \times K} & \bar{P}_2 \end{bmatrix} (I_{p+2} \otimes \Pi). \end{aligned} \quad (\text{C.54})$$

The matrices $\bar{G}_{1,T}$ and $\bar{G}_{2,T}$ are composed of three distinct components, each serving a crucial role. First, the matrix Π is to eliminate potential cointegration within the vector of observables y_t . Second, the matrix containing P_1, P_2 is to derive Dickey-Fuller type regressors. Finally, the component involving \bar{Y}_i represents a probability scaling matrix, accommodating varying convergence speeds for potential non-stationary processes.

Then, we introduce notations for rotated and differenced y_t and x_t :

$$\tilde{y}_t = \Pi y_t \quad (\text{C.55})$$

$$\Delta_{10} \tilde{y}_t = (I_K - P_1 L) \tilde{y}_t \quad (\text{C.56})$$

$$\Delta_{21} \tilde{y}_t = (I_K - P_2 L) \tilde{y}_t \quad (\text{C.57})$$

$$\Delta_{20} \tilde{y}_t = (I_K - P_1 L)(I_K - P_2 L) \tilde{y}_t \quad (\text{C.58})$$

and

$$\tilde{x}_t = (I_p \otimes \Pi) x_t \quad (\text{C.59})$$

$$\Delta_{10} \tilde{x}_t = (I_{pK} - I_p \otimes P_1 L) \tilde{x}_t \quad (\text{C.60})$$

$$\Delta_{21} \tilde{x}_t = (I_{pK} - I_p \otimes P_2 L) \tilde{x}_t \quad (\text{C.61})$$

$$\Delta_{20} \tilde{x}_t = (I_{pK} - I_p \otimes P_1 L)(I_{pK} - I_p \otimes P_2 L) \tilde{x}_t. \quad (\text{C.62})$$

Lemma C.1 (Boundedness of impulse responses) *Let the autoregressive coefficients be in the parameter space $\mathcal{B}(\delta, c, \varepsilon)$. Let $c = (c_0, c_1)$, $c_0, c_1 > 0$, $\varepsilon \in (0, 1)$.*

(i) *If $\delta = 0$, then*

$$\sum_{i=0}^{\infty} \|\Psi_i\| = O_p(1), \quad (\text{C.63})$$

$$\sum_{i=0}^{\infty} \|\Psi_i\|^2 = O_p(1). \quad (\text{C.64})$$

(ii) *If $\delta = 1$, then*

$$\sum_{i=0}^{h-1} \|\Psi_i\| = O_p(h), \quad (\text{C.65})$$

$$\sum_{i=0}^{h-1} \|\Psi_i\|^2 = O_p(h). \quad (\text{C.66})$$

(iii) *If $\delta = 2$, then*

$$\sum_{i=0}^{h-1} \|\Psi_i\| = O_p(h^2), \quad (\text{C.67})$$

$$\sum_{i=0}^{h-1} \|\Psi_i\|^2 = O_p(h^3). \quad (\text{C.68})$$

See the proof in Subsection D.7.

Lemma C.2 (Boundedness of the LRV) *Suppose Assumption 4.1 and 4.2(i) hold. Let $w \in \mathbb{R}^{pK}$, $\|w\| = 1$, $\underline{c}_\xi, \bar{c}_\xi$ are positive constant, and $0 < \underline{c}_\xi \leq \bar{c}_\xi < \infty$. Then, the long run variance $\Omega_{s,h}$ defined in (4.27) is bounded:*

$$0 < \underline{c}_\xi \sum_{j=1}^{h+p-1} \Psi_{w,j} \leq w' \Omega_{s,h} w \leq \bar{c}_\xi \sum_{j=1}^{h+p-1} \Psi_{w,j}, \quad (\text{C.69})$$

where $\Psi_{w,j} = \left\| \sum_{i=\max(1, j-h+1)}^{\min(p, j)} w_i \Psi_{1\bullet, h-j+i-1} \right\|^2$, w_i is the K -dimensional sub-vector of w , $w = (w'_1, w'_2, \dots, w'_p)'$.

See the proof in Subsection D.8.

Lemma C.3 (Variance of variance estimates of regression score function) *Let the conditions of*

Proposition (4.3) hold, then

$$\text{Var} \left((\bar{T} - p + 1)^{-1} \sum_{t=p}^{\bar{T}} (w' s_{t,h}^*)^2 / w' \Omega_{s,h} w \right) \xrightarrow{p} 0. \quad (\text{C.70})$$

See the proof in Subsection D.9.

Lemma C.4 (Bounded fourth moments of regression score function) *Suppose Assumption 4.1 and 4.2(i) hold. Then*

$$\mathbb{E}[(w' s_{t,h}^*)^4 / (w' \Omega_{s,h} w)^2] < c_0 < \infty \quad (\text{C.71})$$

where $w \in \mathbb{R}^{pK}$, $\|w\| = 1$, for some constant c_0 almost surely.

See the proof in Subsection D.10.

Lemma C.5 (Boundedness of the second moments) *Suppose Assumption 4.1 and 4.2 hold. Then*

$$\lim_{T \rightarrow \infty} T^{-1} \sum_{t=1}^T u_t u_t' \xrightarrow{p} \Sigma_u. \quad (\text{C.72})$$

Moreover, let the autoregressive coefficients be in the parameter space $\mathcal{B}(\delta, c, \varepsilon)$. Let $c = (c_0, c_1)$, $c_0, c_1 > 0$, $\varepsilon \in (0, 1)$.

(i) If $\delta = 0$ and $0 < h/T \leq \alpha$ for $\alpha \in [0, 1)$, then

$$\lim_{T \rightarrow \infty} T^{-1} \sum_{t=p}^T z_t x_t' \xrightarrow{p} \mathbb{E}[z_t x_t'], \quad (\text{C.73})$$

$$\lim_{T \rightarrow \infty} \|T^{-1} \sum_{t=1}^T x_t x_t'\| = O_p(1), \quad (\text{C.74})$$

$$\lim_{T \rightarrow \infty} \|T^{-1/2} \sum_{t=1}^T x_t u_{t+k}'\| = O_p(1), \quad (\text{C.75})$$

$$\lim_{T \rightarrow \infty} \|\bar{T}^{-1/2} \sum_{t=p}^{T-h} x_t e_{t+k,h}\| = O_p(1), \quad (\text{C.76})$$

(ii) If $\delta = 1$ and $\frac{h}{T} \max(1, \frac{h}{w' \Omega_{\beta,h} w}) \xrightarrow{p} 0$, then

$$\lim_{T \rightarrow \infty} T^{-1} \sum_{t=p}^T z_t \Delta_{10} \tilde{x}_t' \xrightarrow{p} \mathbb{E}[z_t \Delta_{10} \tilde{x}_t'], \quad (\text{C.77})$$

$$\lim_{T \rightarrow \infty} \|T^{-1} \sum_{t=1}^T G_{1,T} x_t x_t' G_{1,T}'\| = O_p(1). \quad (\text{C.78})$$

$$\lim_{T \rightarrow \infty} \|T^{-1/2} \sum_{t=1}^T G_{1,T} x_t u'_{t+k}\| = O_p(1), \quad (\text{C.79})$$

$$\lim_{T \rightarrow \infty} \|T^{-1/2} \sum_{t=1}^T Y_1 \tilde{y}_t u'_{t+k}\| = O_p(1), \quad (\text{C.80})$$

$$\lim_{T \rightarrow \infty} \|\bar{T}^{-1/2} \sum_{t=p}^{T-h} G_{1,T} x_t e_{t+k,h}\| = O_p(h), \quad (\text{C.81})$$

(iii) If $\delta = 2$ and $\frac{h^3}{T} \max(1, \frac{h}{w' \Omega_{\beta,h} w}) \xrightarrow{p} 0$, then

$$\lim_{T \rightarrow \infty} T^{-1} \sum_{t=p}^T z_t \Delta_{20} \tilde{x}'_t \xrightarrow{p} \mathbb{E}[z_t \Delta_{20} \tilde{x}'_t], \quad (\text{C.82})$$

$$\lim_{T \rightarrow \infty} \|T^{-1} \sum_{t=1}^T G_{2,T} x_t x'_t G'_{2,T}\| = O_p(1), \quad (\text{C.83})$$

$$\lim_{T \rightarrow \infty} \|T^{-1/2} \sum_{t=1}^T G_{2,T} x_t u'_{t+k}\| = O_p(1), \quad (\text{C.84})$$

$$\lim_{T \rightarrow \infty} \|T^{-1/2} \sum_{t=1}^T u_{t+k} (\tilde{y}'_t Y_2, \Delta_{21} \tilde{y}'_t Y_1)\| = O_p(1), \quad (\text{C.85})$$

$$\lim_{T \rightarrow \infty} \|\bar{T}^{-1/2} \sum_{t=p}^{T-h} G_{2,T} x_t e_{t+k,h}\| = O_p(h^2). \quad (\text{C.86})$$

for any non-negative integer k .

See the proof in Subsection D.11.

Lemma C.6 (Asymptotically negligible estimation errors) Suppose Assumption 4.1, 4.2, and 5.1 hold. Let the autoregressive coefficients be in the parameter space $\mathcal{B}(\delta, c, \varepsilon)$. Let $c = (c_0, c_1)$, $c_0, c_1 > 0$, $\varepsilon \in (0, 1)$, and $w \in \mathbb{R}^{pK}$, and $\|w\| = 1$. If one of the following conditions hold,

(i) $\delta = 0$ and $0 < h/T \leq \alpha$ for $\alpha \in [0, 1)$,

(ii) $\delta = 1$ and $\frac{h}{T} \max(1, \frac{h}{w' \Omega_{\beta,h} w}) \xrightarrow{p} 0$,

(iii) $\delta = 2$ and $\frac{h^3}{T} \max(1, \frac{h}{w' \Omega_{\beta,h} w}) \xrightarrow{p} 0$,

then

$$\lim_{T \rightarrow \infty} \|\bar{T}^{-1/2} \sum_{t=p}^{T-h} (\hat{z}_t - z_t) x'_{t-k} G'_{\delta,T}\| = O_p(1), \quad (\text{C.87})$$

$$\lim_{T \rightarrow \infty} \left\| \frac{1}{(\bar{T} w' \Omega_{\beta,h} w)^{1/2}} \sum_{t=p}^{T-h} (\hat{z}_t - z_t) e_{t,h} \right\| \xrightarrow{p} 0, \quad (\text{C.88})$$

for finite non-negative integer k .

See the proof in Subsection D.12.

Lemma C.7 (Boundedness of the fourth moment) *Suppose Assumption 4.1, 4.2, and 5.1 hold. Let the autoregressive coefficients be in the parameter space $\mathcal{B}(\delta, c, \varepsilon)$. Let $c = (c_0, c_1)$, $c_0, c_1 > 0$, $\varepsilon \in (0, 1)$, and $w \in \mathbb{R}^{pK}$, and $\|w\| = 1$. Denote $\tilde{y}_t = \Pi y_t$.*

(i) *If $\delta = 0$, then*

$$\max_{1 \leq t \leq T} \mathbb{E}[\|\tilde{y}_t\|^4] = O_p(1). \quad (\text{C.89})$$

(ii) *If $\delta = 1$, then*

$$\max_{1 \leq t \leq T} \mathbb{E}[\|\Upsilon_1 \tilde{y}_t\|^4] = O_p(1). \quad (\text{C.90})$$

(iii) *If $\delta = 2$, then*

$$\max_{1 \leq t \leq T} \mathbb{E}[\|\Upsilon_2 \tilde{y}_t\|^4] = O_p(1). \quad (\text{C.91})$$

See the proof in Subsection D.13.

D. Appendix: Proofs

D.1. Lemma 4.1 (LRV matrix)

PROOF. First we show $\text{LRV}(s_{t,h}^*) = \Omega_{s,h}$. Recall the explicit form of $s_{t,h}$ in (4.25). We partition $s_{t,h}$ as $s_{t,h} = (s'_{1,t,h}, s'_{2,t,h}, \dots, s'_{p,t,h})'$ where $s_{i,t,h} = u_{t+i-1}e_{t,h}$. Thus, given the explicit form of $s_{t,h}^*$ in (4.28), $s_{t,h}^* = (s'_{1,t,h}, s'_{2,t+1,h}, \dots, s'_{p,t+p-1,h})'$. As $\Omega_{s,h}$ is the LRV of $s_{t,h}$, we partition $\Omega_{s,h}$ into $p \times p$ block matrices of dimension K ,

$$\Omega_{s,h} = \left[\Omega_{s,h}^{(ij)} \right]_{i,j=1,2,\dots,p}, \quad (\text{D.92})$$

where $\Omega_{s,h}^{(ij)}$ is a K -dimensional square matrix, $\Omega_{s,h}^{(ij)} = \sum_{k=-\infty}^{\infty} \mathbb{E}[s_{i,t,h} s'_{j,t+k,h}]$. Under Assumption (4.1), $\Omega_{s,h}^{(ij)} = \sum_{k=-h+1}^{h-1} \mathbb{E}[s_{i,t,h} s'_{j,t+k,h}]$, as $\mathbb{E}[s_{i,t,h} s'_{j,t+k,h}] = 0$ for all $|k| \geq h$.

Since $s_{t,h}^* = (s'_{1,t,h}, s'_{2,t+1,h}, \dots, s'_{p,t+p-1,h})'$, to prove $\text{LRV}(s_{t,h}^*) = \Omega_{s,h}$, it is equivalent to show $\sum_{k=-\infty}^{\infty} \mathbb{E}[s_{i,t+i-1,h} s'_{j,t+k+j-1,h}] = \Omega_{s,h}^{(ij)}$.

$$\begin{aligned} \sum_{k=-\infty}^{\infty} \mathbb{E}[s_{i,t+i-1,h} s'_{j,t+k+j-1,h}] &= \sum_{k=-\infty}^{\infty} \mathbb{E}[s_{i,t,h} s'_{j,t+k+j-i,h}] \\ &\quad (\text{because of covariance stationary of } s_{t,h}) \\ &= \sum_{k=-h+1+i-j}^{h-1+i-j} \mathbb{E}[s_{i,t,h} s'_{j,t+k+j-i,h}] \\ &\quad (\text{since } \mathbb{E}[s_{i,t,h} s'_{j,t+k,h}] = 0 \text{ for all } |k| \geq h) \\ &= \sum_{k=-h+1}^{h-1} \mathbb{E}[s_{i,t,h} s'_{j,t+k,h}] = \Omega_{s,h}^{(ij)} \\ &\quad (\text{replacing } k+j-i \text{ by } k) \end{aligned} \quad (\text{D.93})$$

Thus, we have completed the proof of $\text{LRV}(s_{t,h}^*) = \Omega_{s,h}$.

Next, we show $\text{LRV}(s_{t,h}^*) = \text{Var}(s_{t,h}^*)$. To prove the identity between LRV and variance, it is

equivalent to show the serial uncorrelation of $s_{t,h}^*$. Without loss of generality, suppose $k > 0$

$$\begin{aligned}
\mathbb{E}[s_{t+k,h}^* s_{t,h}^{*'}] &= \mathbb{E} \left[\mathbb{E}[s_{t+k,h}^* s_{t,h}^{*'} \mid \{u_\tau\}_{\tau>t}] \right] \\
&\quad \text{(Law of Iterated Expectations)} \\
&= \mathbb{E} \left[s_{t+k,h}^* \mathbb{E}[s_{t,h}^{*'} \mid \{u_\tau\}_{\tau>t}] \right] \\
&\quad \text{(Since } s_{t+k,h}^* \text{ is measurable by the information set } \{u_\tau\}_{\tau>t} \text{ for } k > 0) \\
&= 0 \\
&\quad \text{(Since } \mathbb{E}[s_{t,h}^* \mid \{u_\tau\}_{\tau>t}] = (e_{t,h}, e_{t+1,h}, \dots, e_{t+p-1,h})' \otimes \underbrace{\mathbb{E}[u_t \mid \{u_\tau\}_{\tau>t}]}_{=0 \text{ by Assumption 4.1}} = 0)
\end{aligned} \tag{D.94}$$

Thus, the proof of $\text{LRV}(s_{t,h}^*) = \text{Var}(s_{t,h}^*)$ is complete. \square

D.2. Lemma 4.2 (Asymptotic equivalence)

PROOF. Recall $\sum_{t=p}^{T-h} s_{t,h} = \bar{s}_{1,h} + \bar{s}_{2,h} + \sum_{t=p}^{T-h-p+1} s_{t,h}^*$ in (4.32). Thus, to prove (4.33), it is equivalent to show

$$\bar{T}^{-1/2} w'(\bar{s}_{1,h} + \bar{s}_{2,h}) \xrightarrow{P} 0. \quad (\text{D.95})$$

where $\bar{s}_{1,h}$ and $\bar{s}_{2,h}$ are two summations of order $(p-1)$, defined as $\bar{s}_{1,h} = \sum_{i=1}^{p-1} s_{i,h}^{**}$ and $\bar{s}_{2,h} = \sum_{i=1}^{p-1} s_{i,h}^{***}$, such that $s_{i,h}^{**} = J_{(-i)} s_{i,h}^*$, $s_{i,h}^{***} = J_{(p-i)} s_{T+i,h}^*$, $\bar{T} = T - h - p + 1$, and $J_{(i)}$ and $J_{(-i)}$ respectively denote the first iK rows and the last $(p-i)K$ rows of identity matrix of dimension pK , $[J_{(i)}', J_{(-i)}']' = I_{pK}$.

The convergence will be proved by showing $\bar{T}^{-1/2} s_{i,h}^{**}$, $\bar{T}^{-1/2} s_{i,h}^{***}$ have zero mean and zero variance in the limit, and apply Chebyshev's inequality. The mean of $\bar{T}^{-1/2} s_{i,h}^{**}$, $\bar{T}^{-1/2} s_{i,h}^{***}$ are readily seen as zero since $s_{i,h}^{**} = J_{(-i)} s_{i,h}^*$, $s_{i,h}^{***} = J_{(p-i)} s_{T+i,h}^*$, and $\mathbb{E}[s_{t,h}^*] = \mathbb{E}[(e_{t,h}, e_{t+1,h}, \dots, e_{t+p-1,h})' \otimes u_t] = 0$ by the serial uncorrelation of u_t nested in Assumption 4.1.

Next, we check the variance of $s_{i,h}^{**}$, $s_{i,h}^{***}$. Given $s_{i,h}^{**} = J_{(-i)} s_{i,h}^*$, $s_{i,h}^{***} = J_{(p-i)} s_{T+i,h}^*$, it is sufficient to check the Frobenius norm of the variance matrix of $s_{i,h}^*$, $\Omega_{s,h}$,

$$\|\Omega_{s,h}\|/\bar{T} \xrightarrow{P} 0. \quad (\text{D.96})$$

It is equivalently to show that each element in $\Omega_{s,h}/\bar{T}$ converges to zero. In other words, the variance of elements in $s_{i,h}^*$ is asymptotic negligible compared to \bar{T} . Thus, without loss of generality, we check the variance of the i -th element in the term $u_t e_{t+k,h}$ for some $0 \leq k \leq p-1$,

$$\begin{aligned} \mathbb{E}[u_{i,t}^2 e_{t+k,h}^2] &= \mathbb{E}[u_{i,t}^2 \sum_{j=0}^{h-1} (\Psi_{1\bullet,j} u_{t+k+h-j})^2] \\ &\quad (\text{since } e_{t,h} \text{ is the first element in } u_t^{(h)}, \text{ and } u_t^{(h)} = \sum_{j=0}^{h-1} \Psi_j u_{t+h-j}) \\ &\quad (\text{recall } \Psi_{1\bullet,j} \text{ indicates the first row of matrix } \Psi_j) \\ &\leq \sum_{j=0}^{h-1} \|\Psi_{1\bullet,j}\|^2 \mathbb{E}[u_{i,t}^2 \|u_{t+k+h-j}\|^2] \\ &\leq \mathbb{E}[\|u_t\|^4] \sum_{j=0}^{h-1} \|\Psi_{1\bullet,j}\|^2 \end{aligned} \quad (\text{D.97})$$

$\mathbb{E}[\|u_t\|^4]$ is bounded above by a constant due to Assumption (4.2). By Lemma (C.1), $\|\Psi_{1\bullet,j}\|^2$ is a constant when $\delta = 0$; $\pi_h \propto h$ when $\delta = 1$; $\pi_h \propto h^2$ when $\delta = 2$. Thus, under the conditions specified in this lemma, $\|\Psi_{1\bullet,j}\|^2/\bar{T} \xrightarrow{P} 0$ for all three cases; and in turn $\|\Omega_{s,h}\|/\bar{T}$ converges to zero as well. By Chebyshev's inequality, $\bar{T}^{-1/2} s_{i,h}^{**}$ and $\bar{T}^{-1/2} s_{i,h}^{***}$ converge to zero. Given the finite order p , $\bar{T}^{-1/2} w'(\bar{s}_{1,h} + \bar{s}_{2,h}) \xrightarrow{P} 0$. Thus, the proof is complete. \square

D.3. Proposition 4.3 (Asymptotic normality)

PROOF. Lemma 4.2 shows that $\bar{T}^{-1/2}w'(\sum_{t=p}^{T-h} s_{t,h} - \sum_{t=p}^{\bar{T}} s_{t,h}^*) \xrightarrow{P} 0$. Therefore, to prove $\bar{T}^{-1/2}\sum_{t=p}^{T-h} w' s_{t,h}/(w'\Omega_{s,h}w)^{1/2} \xrightarrow{d} N(0,1)$, it is sufficient to show the following conditions hold,

1. $\left(\frac{\bar{T}}{\bar{T}-p+1}\right)^{-1/2} \xrightarrow{P} 1$,
2. $\lambda_{\min}(\Omega_{s,h})$ is bounded below by a non-zero constant.
3. $(\bar{T}-p+1)^{-1/2}\sum_{t=p}^{\bar{T}} w' s_{t,h}^*/(w'\Omega_{s,h}w)^{1/2} \xrightarrow{d} N(0,1)$,

The first condition is satisfied trivially since p is finite and $\bar{T} \rightarrow \infty$. The second condition is proved in Lemma C.2. The third condition will be proved by using martingale Central Limit Theorem, Davidson (1994, Theorem 24.3).

To apply martingale Central Limit Theorem, we need first to show the underlying process is a martingale difference sequence. Define

$$\chi_{t,h} := (\bar{T}-p+1)^{-1/2}w' s_{\bar{T}+1-t,h}^*/(w'\Omega_{s,h}w)^{1/2}, \quad (\text{D.98})$$

for $t = 1, 2, \dots, \bar{T}-p+1$. Notice $\sum_{t=1}^{\bar{T}-p+1} \chi_{t,h} = (\bar{T}-p+1)^{-1/2}\sum_{t=p}^{\bar{T}} w' s_{t,h}^*/(w'\Omega_{s,h}w)^{1/2}$. We also construct an information set but with a reversed time ordering,¹³

$$\mathcal{F}_{T,t} = \sigma(u_{\bar{T}+1-t}, u_{\bar{T}+2-t}, \dots) \quad (\text{D.99})$$

for $t = 1, 2, \dots, \bar{T}-p+1$. The sequence of sigma-algebra is a filtration, $\mathcal{F}_{T,1} \subseteq \mathcal{F}_{T,2} \subseteq \dots$. By the mean-independence assumption (Assumption 4.1), it is readily to obtain that

$$\mathbb{E}[\chi_{t,h} | \mathcal{F}_{T,t-1}] = 0. \quad (\text{D.100})$$

The zero conditional expectation is because $\chi_{t,h}$ is the linear transformation of $s_{\bar{T}+1-t,h}^*$, such that $s_{\bar{T}+1-t,h}^* = (e_{\bar{T}+1-t,h}, e_{\bar{T}+2-t,h}, \dots, e_{\bar{T}+p-t,h})' \otimes u_{\bar{T}+1-t}$. Notice $(e_{\bar{T}+1-t,h}, e_{\bar{T}+2-t,h}, \dots, e_{\bar{T}+p-t,h})$ is measurable by $\mathcal{F}_{T,t-1}$ but $u_{\bar{T}+1-t}$ has zero conditional expectation on $\mathcal{F}_{T,t-1}$ by Assumption 4.1. Therefore, $\chi_{t,h}$ is a martingale difference sequence.

We now verify the conditions in Davidson (1994, Theorem 24.3) to prove the convergence $\sum_{t=1}^{\bar{T}-p+1} \chi_{t,h} \xrightarrow{d} N(0,1)$. The convergence holds if the following conditions are satisfied:

1. $\sum_{t=1}^{\bar{T}-p+1} \mathbb{E}[\chi_{t,h}^2] = 1$,
2. $\sum_{t=1}^{\bar{T}-p+1} \chi_{t,h}^2 \xrightarrow{P} 1$, as $\bar{T} \rightarrow \infty$.
3. $\max_{1 \leq t \leq \bar{T}-p+1} |\chi_{t,h}| \xrightarrow{P} 0$, as $\bar{T} \rightarrow \infty$.

¹³Note: the method of reversed time ordering follows the procedure in Montiel Olea and Plagborg-Møller (2021, Lemma A.1).

The first condition holds due to the definition of $\Omega_{s,h}$, $\Omega_{s,h} = \mathbb{E}[s_{t,h}^* s_{t,h}^{*'}]$. It yields $\mathbb{E}[\chi_{t,h}^2] = (\bar{T} - p + 1)^{-1} \mathbb{E}[w' s_{t,h}^* s_{t,h}^{*'} w] / w' \Omega_{s,h} w = (\bar{T} - p + 1)^{-1}$. Thus, $\sum_{t=1}^{\bar{T}-p+1} \mathbb{E}[\chi_{t,h}^2] = 1$.

The second condition will be proved by using Chebyshev's inequality. By the first condition, we obtain the mean as $\sum_{t=1}^{\bar{T}-p+1} \mathbb{E}[\chi_{t,h}^2] = 1$. Since $\chi_{t,h} := (\bar{T} - p + 1)^{-1/2} w' s_{\bar{T}+1-t,h}^* / (w' \Omega_{s,h} w)^{1/2}$, $\text{Var}\left(\sum_{t=1}^{\bar{T}-p+1} \chi_{t,h}^2\right) = \text{Var}\left((\bar{T} - p + 1)^{-1} \sum_{t=p}^{\bar{T}} (w' s_{t,h}^*)^2 / (w' \Omega_{s,h} w)\right)$. Lemma (C.3) shows that $\text{Var}\left((\bar{T} - p + 1)^{-1} \sum_{t=p}^{\bar{T}} (w' s_{t,h}^*)^2 / (w' \Omega_{s,h} w)\right) \xrightarrow{p} 0$. Thus, the term $\sum_{t=1}^{\bar{T}-p+1} \chi_{t,h}^2$ has zero variance in the limit. By Chebyshev's inequality, we obtain $\sum_{t=1}^{\bar{T}-p+1} \chi_{t,h}^2 \xrightarrow{p} 1$.

To prove the third condition, by Theorem 23.16 in Davidson (1994), it is sufficient to prove that, for arbitrary $c > 0$,

$$(\bar{T} - p + 1) \mathbb{E}[\chi_{t,h}^2 \mathbb{1}_{|\chi_{t,h}| > c}] \xrightarrow{p} 0 \quad (\text{D.101})$$

where $\mathbb{1}$ is an indicator function. We show the above expression:

$$\begin{aligned} & (\bar{T} - p + 1) \mathbb{E}[\chi_{t,h}^2 \mathbb{1}_{|\chi_{t,h}| > c}] \\ & \leq (\bar{T} - p + 1) \mathbb{E}[\chi_{t,h}^2 \mathbb{1}_{|\chi_{t,h}| > c} \frac{\chi_{t,h}^2}{c^2}] \\ & \leq (\bar{T} - p + 1) \mathbb{E}\left[\frac{\chi_{t,h}^4}{c^2}\right] \quad (\text{D.102}) \\ & = (\bar{T} - p + 1)^{-1} \mathbb{E}[(w' s_{t,h}^*)^4 / (w' \Omega_{s,h} w)^2] / c^2 \\ & \quad (\text{by the definition of } \chi_{t,h}) \\ & \xrightarrow{p} 0 \end{aligned}$$

The convergence is due to the fact that $\mathbb{E}[(w' s_{t,h}^*)^4 / (w' \Omega_{s,h} w)^2]$ is bounded above by a constant shown in Lemma (C.4). \square

D.4. Proposition 5.1 (Infeasible estimates)

PROOF. The proof is conducted across three cases, where $\delta \in \{0, 1, 2\}$. Since δ controls the persistence of the data process, when δ equals 1 or 2, the data process is allowed to contain unit root(s). Consequently, the transformation matrices $\bar{G}_{1,T}$ and $\bar{G}_{2,T}$, defined in (C.54), are necessary for inference derivation. This step adheres to the standard procedure in inference derivation for non-stationary time series processes, see Hamilton (1994).

Case 1: $\delta = 0$, $\Phi \in \mathcal{B}(0, c, \varepsilon)$, and $0 < h \leq \alpha T$ for $\alpha \in (0, 1)$. We show

$$\begin{aligned} & \frac{1}{(w' \Omega_{\beta, h} w)^{1/2}} \bar{T}^{1/2} (\tilde{\beta}_h^{2S} - \beta_h) \\ &= \frac{1}{(w' \Omega_{\beta, h} w)^{1/2}} (\bar{T}^{-1} \sum_{t=p}^{T-h} z_t x_t')^{-1} (\bar{T}^{-1/2} \sum_{t=p}^{T-h} z_t e_{t, h}) \\ & \xrightarrow{d} N(0, 1). \end{aligned} \tag{D.103}$$

First, according to C.73, Lemma C.5, $\bar{T}^{-1} \sum_{t=p}^{T-h} z_t x_t' \xrightarrow{P} \mathbb{E}[z_t x_t']$. Next, the term $\bar{T}^{-1/2} \sum_{t=p}^{T-h} z_t e_{t, h}$ converges in law by Proposition 4.3; and thereby Slutsky's theorem entails that $\bar{T}^{1/2} (\tilde{\beta}_h^{2S} - \beta_h) \xrightarrow{d} N(0, \Omega_{\beta, h})$, where $\Omega_{\beta, h}$ is defined as $\Omega_{\beta, h} = \Sigma_{zx}^{-1} \Omega_{\beta, h} \Sigma_{zx}'^{-1}$ in (5.37) and $\Sigma_{zx} := \mathbb{E}[z_t x_t']$. Thus, the proof of (D.103) is complete.

Case 2: $\delta = 1$, $\Phi \in \mathcal{B}(1, c, \varepsilon)$, and $0 < h \leq \bar{h}$, such that $\frac{\bar{h}}{T} \max(1, \frac{\bar{h}}{w' \Omega_{\beta, h} w}) \xrightarrow{P} 0$. We show

$$\begin{aligned} & \frac{1}{(w' \Omega_{\beta, h} w)^{1/2}} \bar{T}^{1/2} w' (\tilde{\beta}_h^{LA(1)-2S} - \beta_h) \\ &= \frac{1}{(w' \Omega_{\beta, h} w)^{1/2}} \bar{T}^{1/2} w' H_1 \left(\sum_{t=p}^{T-h} z_{t,1} x_{t,1}' \right)^{-1} \left(\sum_{t=p}^{T-h} z_{t,1} e_{t, h} \right) \\ &= \frac{1}{(w' \Omega_{\beta, h} w)^{1/2}} w' H_1 \bar{G}'_{1,T} \left(\bar{T}^{-1} \sum_{t=p}^{T-h} \begin{bmatrix} I_{pK} & 0 \\ 0 & \Upsilon_1 \Pi \end{bmatrix} z_{t,1} x_{t,1}' \bar{G}'_{1,T} \right)^{-1} \\ & \quad \left(\bar{T}^{1/2} \sum_{t=p}^{T-h} \begin{bmatrix} I_{pK} & 0 \\ 0 & \Upsilon_1 \Pi \end{bmatrix} z_{t,1} e_{t, h} \right) \\ &= \frac{1}{(w' \Omega_{\beta, h} w)^{1/2}} w' H_1 \bar{G}'_{1,T} \left(\bar{T}^{-1} \sum_{t=p}^{T-h} \begin{bmatrix} z_t \Delta_{10} \tilde{x}_t' & z_t \tilde{y}_{t-p}' \Upsilon_1 \\ \Upsilon_1 \tilde{y}_{t-p} \Delta_{10} \tilde{x}_t' & \Upsilon_1 \tilde{y}_{t-p}' \tilde{y}_{t-p}' \Upsilon_1 \end{bmatrix} \right)^{-1} \\ & \quad \left(\bar{T}^{1/2} \sum_{t=p}^{T-h} \begin{bmatrix} z_t e_{t, h} \\ \Upsilon_1 \tilde{y}_{t-p} e_{t, h} \end{bmatrix} \right) \\ & \xrightarrow{d} N(0, 1). \end{aligned} \tag{D.104}$$

The convergence of the above expression will be verified by checking the value of $H_1 \bar{G}'_{1,T}$, the

inverse matrix, and two $\bar{T}^{1/2}$ terms. First, the definition of $\bar{G}_{1,T}$ in (C.54) entails that $H_1 \bar{G}'_{1,T} = [(I_p \otimes \Pi') \bar{P}'_1, 0_{pK \times K}]$.

Then we check the invertibility of the block covariance matrix by verifying the convergence of each block matrices. The entire covariance matrix is non-singular if the following conditions hold:

- (1) $\bar{T}^{-1} \sum_{t=p}^{T-h} z_t \Delta_{10} \tilde{x}'_t \xrightarrow{P} \mathbb{E}[z_t \Delta_{10} \tilde{x}'_t]$,
- (2) $\|\bar{T}^{-1} \sum_{t=p}^{T-h} z_t \tilde{y}'_{t-p} \Upsilon_1\| \xrightarrow{P} 0$,
- (3) $\|\bar{T}^{-1} \sum_{t=p}^{T-h} \Upsilon_1 \tilde{y}_{t-p} (\Delta_{10} \tilde{x}_t)'\| < c < \infty$,
- (4) $\lambda_{\min}(\bar{T}^{-1} \sum_{t=p}^{T-h} \Upsilon_1 \tilde{y}_{t-p} \tilde{y}'_{t-p} \Upsilon_1) > 0$ a.s.,

Condition (1) is shown in (C.77), Lemma C.5. Condition (2) is the immediate result of (C.80), Lemma C.5, as z_t is a vector of u_t, \dots, u_{t-p+1} . Condition (3) will hold by Cauchy–Schwarz inequality and the boundedness of $\|\bar{T}^{-1} \sum_{t=p}^{T-h} \Upsilon_1 \tilde{y}_{t-p} \tilde{y}'_{t-p} \Upsilon_1\|$ and $\|\bar{T}^{-1} \sum_{t=p}^{T-h} (\Delta_{10} \tilde{x}_t) (\Delta_{10} \tilde{x}_t)'\|$. The term $\|\bar{T}^{-1} \sum_{t=p}^{T-h} \Upsilon_1 \tilde{y}_{t-p} \tilde{y}'_{t-p} \Upsilon_1\|$ is bounded above by a constant, shown in (C.78), Lemma C.5, as $\Upsilon_1 \tilde{y}_{t-p}$ is the sub-vector of $G_{1,T} x_{t-1}$; the term $\|\bar{T}^{-1} \sum_{t=p}^{T-h} (\Delta_{10} \tilde{x}_t) (\Delta_{10} \tilde{x}_t)'\|$ is bounded above by a constant, as argued in the proof of (C.78), Lemma C.5. It is because $\Delta_{10} \tilde{x}_t$ is a stacked $\Delta_{10} \tilde{y}_t$'s and $\Delta_{10} \tilde{y}_t$ is a stationary process. Lastly, condition (4) is imposed in Assumption 5.1. Thus, the entire block covariance matrix is invertible.

Moreover, condition (1)-(4) induces that the upper-left block in the inverse of the covariance matrix converges to $\mathbb{E}[z_t \Delta_{10} \tilde{x}'_t]^{-1}$; and the upper-right block in the inverse of the covariance matrix is a $O_p(\bar{T}^{-1/2})$ term because of $\|\bar{T}^{-1/2} \sum_{t=p}^{T-h} z_t \tilde{y}'_{t-p} \Upsilon_1\| = O_p(1)$ as an immediate result of (C.79), Lemma C.5 (z_t is a stacked u_t 's). Note that the value of lower-left(right) block in the inverse matrix does not matter since the last K columns of matrix $H_1 \bar{G}'_{1,T}$ are zeros.

In the limit, $\bar{T}^{1/2} \sum_{t=p}^{T-h} z_t e_{t,h}$ converges in law by Proposition (4.34). The term $\|\bar{T}^{1/2} \sum_{t=p}^{T-h} \Upsilon_1 \tilde{y}_{t-p} e_{t,h}\|$ is bounded above by an $O_p(h)$, shown in (C.81) in Lemma C.5, as $\Upsilon_1 \tilde{y}_{t-p}$ is a sub-vector of $G_{1,T} x_{t-1}$.

Thus, combining all limiting results, (D.104) in the limit can be written as a summation:

$$\frac{1}{(w' \Omega_{\beta,h} w)^{1/2}} w' H_1 \bar{G}'_{1,T} \left(\mathbb{E}[z_t \Delta_{10} \tilde{x}'_t]^{-1} N(0, \Omega_{s,h}) + \underbrace{O_p(\bar{T}^{-1/2}) O_p(h)}_{\text{bias due to lag-augmentation}} \right) \quad (\text{D.105})$$

Since $H_1 \bar{G}'_{1,T} \mathbb{E}[z_t \Delta_{10} \tilde{x}'_t]^{-1} = E[z_t x'_t]^{-1}$ and $\Sigma_{zx} = E[z_t x'_t]$, we obtain the first term has a Gaussian distribution with unity variance because of $\Omega_{\beta,h} = \Sigma_{zx}^{-1} \Omega_{s,h} \Sigma_{zx}^{-1}$. Moreover, to make sure the bias term converges to zero, it is sufficient to impose restriction such that

$$\frac{h}{\bar{T}^{1/2} (w' \Omega_{\beta,h} w)^{1/2}} \xrightarrow{P} 0. \quad (\text{D.106})$$

It is satisfied under the condition $h \leq \bar{h}$, such that $\frac{\bar{h}}{\bar{T}} \max(1, \frac{\bar{h}}{w' \Omega_{\beta,h} w}) \xrightarrow{P} 0$. Thus, the proof of (D.104) is complete.

Case 3: $\delta = 2$, $\Phi \in \mathcal{B}(2, c, \varepsilon)$ and $0 < h \leq \bar{h}$, such that $\frac{\bar{h}^3}{T} \max(1, \frac{\bar{h}}{w' \Omega_{\beta, h} w}) \xrightarrow{P} 0$. We show

$$\begin{aligned}
& \frac{1}{(w' \Omega_{\beta, h} w)^{1/2}} \bar{T}^{1/2} w' (\tilde{\beta}_h^{LA(2)-2S} - \beta_h) \\
&= \frac{1}{(w' \Omega_{\beta, h} w)^{1/2}} \bar{T}^{1/2} w' H_2 \left(\sum_{t=p}^{T-h} z_{t,2} x'_{t,2} \right)^{-1} \left(\sum_{t=p}^{T-h} z_{t,2} e_{t,h} \right) \\
&= \frac{1}{(w' \Omega_{\beta, h} w)^{1/2}} \bar{T}^{1/2} w' H_2 \bar{G}'_{2,T} \left(\sum_{t=p}^{T-h} \begin{bmatrix} I_{pK} & & \\ & \Pi & -P_2 \Pi \\ & & \Pi \end{bmatrix} z_{t,2} x'_{t,2} \bar{G}'_{2,T} \right)^{-1} \\
&\quad \left(\sum_{t=p}^{T-h} \begin{bmatrix} I_{pK} & & \\ & \Pi & -P_2 \Pi \\ & & \Pi \end{bmatrix} z_{t,2} e_{t,h} \right) \\
&= \frac{1}{(w' \Omega_{\beta, h} w)^{1/2}} w' H_2 \bar{G}'_{2,T} \\
&\quad \left(\bar{T}^{-1} \sum_{t=p}^{T-h} \begin{bmatrix} z_t \Delta_{20} \tilde{x}'_t & z_t \Delta_{21} \tilde{y}'_{t-p} \Upsilon_1 & z_t \tilde{y}'_{t-p-1} \Upsilon_2 \\ \Upsilon_1 \Delta_{21} \tilde{y}_{t-p} \Delta_{20} \tilde{x}'_t & \Upsilon_1 \Delta_{21} \tilde{y}_{t-p} \Delta_{21} \tilde{y}'_{t-p} & \Upsilon_1 \Delta_{21} \tilde{y}_{t-p} \tilde{y}'_{t-p-1} \Upsilon_2 \\ \Upsilon_2 \tilde{y}_{t-p-1} \Delta_{20} \tilde{x}'_t & \Upsilon_2 \tilde{y}_{t-p-1} \Delta_{21} \tilde{y}'_{t-p} \Upsilon_1 & \Upsilon_2 \tilde{y}_{t-p-1} \tilde{y}'_{t-p-1} \Upsilon_2 \end{bmatrix} \right)^{-1} \\
&\quad \left(\bar{T}^{-1/2} \sum_{t=p}^{T-h} \begin{bmatrix} z_t e_{t,h} \\ \Upsilon_1 \Delta_{21} \tilde{y}_{t-p} e_{t,h} \\ \Upsilon_2 \tilde{y}_{t-p-1} e_{t,h} \end{bmatrix} \right) \\
&\xrightarrow{d} N(0, 1).
\end{aligned} \tag{D.107}$$

The convergence of the above expression will be verified by checking the value of $H_2 \bar{G}'_{2,T}$, the inverse matrix, and three $\bar{T}^{1/2}$ terms. The definition of $\bar{G}'_{2,T}$ in (C.54) entails that $H_2 \bar{G}'_{2,T} = [(I_p \otimes \Pi') \bar{P}'_2, 0_{pK \times 2K}]$.

Then we check the invertibility of the block covariance matrix by verifying the convergence of each block matrices. The entire covariance matrix is non-singular if the following conditions hold:

- (1) $\bar{T}^{-1} \sum_{t=p}^{T-h} z_t \Delta_{20} \tilde{x}'_t \xrightarrow{P} \mathbb{E}[z_t \Delta_{20} \tilde{x}'_t]$,
- (2) $\|\bar{T}^{-1} \sum_{t=p}^{T-h} z_t \Delta_{21} \tilde{y}'_{t-p} \Upsilon_1\| + \|\bar{T}^{-1} \sum_{t=p}^{T-h} z_t \tilde{y}'_{t-p-1} \Upsilon_2\| \xrightarrow{P} 0$,
- (3) $\|\bar{T}^{-1} \sum_{t=p}^{T-h} \Upsilon_1 \Delta_{21} \tilde{y}_{t-p} \Delta_{20} \tilde{x}'_t\|, \|\bar{T}^{-1} \sum_{t=p}^{T-h} \Upsilon_2 \tilde{y}_{t-p-1} \Delta_{20} \tilde{x}'_t\| < c < \infty$,
- (4) the 2×2 lower-right block in the covariance matrix is non-singular almost surely

Condition (1) is shown in (C.82), Lemma C.5. Condition (2) is the immediate result of (C.85), Lemma C.5, as z_t is a vector of u_t, \dots, u_{t-p+1} . Condition (3) will hold by Cauchy-Schwarz inequality and boundedness of $\|\bar{T}^{-1} \sum_{t=p}^{T-h} \Upsilon_1 (\Delta_{21} \tilde{y}_{t-p}) (\Delta_{21} \tilde{y}_{t-p})' \Upsilon_1\|$, $\|\bar{T}^{-1} \sum_{t=p}^{T-h} (\Delta_{20} \tilde{x}_t) (\Delta_{20} \tilde{x}_t)'\|$, and $\|\bar{T}^{-1} \sum_{t=p}^{T-h} \Upsilon_2 \tilde{y}_{t-p-1} \tilde{y}'_{t-p-1} \Upsilon_2\|$. The term $\|\bar{T}^{-1} \sum_{t=p}^{T-h} \Upsilon_1 (\Delta_{21} \tilde{y}_{t-p}) (\Delta_{21} \tilde{y}_{t-p})' \Upsilon_1\|$ and

$\|\bar{T}^{-1} \sum_{t=p}^{T-h} \Upsilon_2 \tilde{y}_{t-p-1} \tilde{y}'_{t-p-1} \Upsilon_2\|$ are bounded by a constant, shown in (C.83), Lemma C.5, as $\Delta_{21} \tilde{y}_{t-p}, \tilde{y}_{t-p-1}$ are sub-vector of $G_{2,t} x_{t-2}$. The term $\|\bar{T}^{-1} \sum_{t=p}^{T-h} (\Delta_{20} \tilde{x}_t) (\Delta_{20} \tilde{x}_t)'\|$ is bounded above by a constant, as argued in the proof of (C.83). It is because $\Delta_{20} \tilde{x}_t$ by definition is a stacked $\Delta_{20} \tilde{y}_t$'s and $\Delta_{20} \tilde{y}_t$ is a stationary process. Lastly, condition (4) is imposed in Assumption 5.1. Thus, the entire block covariance matrix is invertible.

As the covariance matrix is partitioned into 3×3 block matrix, condition (1)-(4) induces that the (11)-th block in the inverse matrix converges to $\mathbb{E}[z_t \Delta_{20} \tilde{x}'_t]^{-1}$; and (12)-th and (13)-th block in the inverse of the covariance matrix is a $O_p(\bar{T}^{-1/2})$ term because $\|\bar{T}^{-1/2} \sum_{t=p}^{T-h} z_t \Delta_{21} \tilde{y}'_{t-p} \Upsilon_1\|, \|\bar{T}^{-1/2} \sum_{t=p}^{T-h} z_t \tilde{y}'_{t-p-1} \Upsilon_2\|$ are $O_p(1)$ terms by (C.84), Lemma C.5 (z_t is a vector of u_t, \dots, u_{t-p+1}). Note that the value of the rest of blocks in the inverse matrix does not matter since the last $2K$ columns of matrix $H_2 \bar{G}'_{2,T}$ are zeros.

In the limit, $\bar{T}^{1/2} \sum_{t=p}^{T-h} z_t e_{t,h}$ converges in law by Proposition (4.34); and $\|\bar{T}^{1/2} \sum_{t=p}^{T-h} \Upsilon_1 \Delta_{21} \tilde{y}_{t-p} e_{t,h}\|, \|\bar{T}^{1/2} \sum_{t=p}^{T-h} \Upsilon_2 \tilde{y}_{t-p-1} e_{t,h}\|$ are $O_p(h^2)$ terms, shown in (C.86), Lemma C.5, as $\Upsilon_1 \Delta_{21} \tilde{y}_{t-p}, \Upsilon_2 \tilde{y}_{t-p-1}$ are sub-vectors of $G_{2,T} x_{t-2}$.

In summary, combining all limiting results, (D.107) in the limit can be written as

$$\frac{1}{(w' \Omega_{\beta,h} w)^{1/2}} w' H_2 \bar{G}'_{2,T} \left(\mathbb{E}[z_t \Delta_{20} \tilde{x}'_t]^{-1} N(0, \Omega_{s,h}) + \underbrace{O_p(\bar{T}^{-1/2}) O_p(h^2)}_{\text{bias due to lag-augmentation}} \right) \quad (\text{D.108})$$

Since $H_2 \bar{G}'_{2,T} \mathbb{E}[z_t \Delta_{20} \tilde{x}'_t]^{-1} = E[z_t x'_t]^{-1} = E[z_t x'_t]^{-1}$ and $\Sigma_{zx} = E[z_t x'_t]$, we obtain the first term has a Gaussian distribution with unity variance because of $\Omega_{\beta,h} = \Sigma_{zx}^{-1} \Omega_{s,h} \Sigma_{zx}'^{-1}$. Moreover, to make sure the bias term converges to zero, it is sufficient to impose restriction such that

$$\frac{h^2}{\bar{T}^{1/2} (w' \Omega_{\beta,h} w)^{1/2}} \xrightarrow{P} 0. \quad (\text{D.109})$$

It is satisfied under the condition $h \leq \bar{h}$ such that $\frac{\bar{h}^3}{\bar{T}} \max(1, \frac{\bar{h}}{w' \Omega_{\beta,h} w}) \xrightarrow{P} 0$. Thus, the proof of (D.107) is complete. \square

D.5. Proposition 5.2 (Estimates equivalence)

PROOF. The proof is conducted across three cases, where $\delta \in \{0, 1, 2\}$.

Case 1: $\delta = 0$, $\Phi \in \mathcal{B}(0, c, \varepsilon)$ and $0 < h \leq \alpha T$ for $\alpha \in (0, 1)$. We show

$$\begin{aligned}
& |\bar{T}^{1/2} w' (\hat{\beta}_h^{2S} - \tilde{\beta}_h^{2S})| \\
&= |w' \left((\bar{T}^{-1} \sum_{t=p}^{T-h} \hat{z}_t x_t')^{-1} (\bar{T}^{-1/2} \sum_{t=p}^{T-h} \hat{z}_t e_{t,h}) - (\bar{T}^{-1} \sum_{t=p}^{T-h} z_t x_t')^{-1} (\bar{T}^{-1/2} \sum_{t=p}^{T-h} z_t e_{t,h}) \right)| \\
&\leq \|w\| \left\| (\bar{T}^{-1} \sum_{t=p}^{T-h} \hat{z}_t x_t')^{-1} - (\bar{T}^{-1} \sum_{t=p}^{T-h} z_t x_t')^{-1} \right\| \left\| \bar{T}^{-1/2} \sum_{t=p}^{T-h} z_t e_{t,h} \right\| \\
&\quad + \|w\| \left\| (\bar{T}^{-1} \sum_{t=p}^{T-h} \hat{z}_t x_t')^{-1} \right\| \left\| \bar{T}^{-1/2} \sum_{t=p}^{T-h} (\hat{z}_t - z_t) e_{t,h} \right\| \\
&\xrightarrow{P} 0.
\end{aligned} \tag{D.110}$$

First, we check the convergence of $\left\| (\bar{T}^{-1} \sum_{t=p}^{T-h} \hat{z}_t x_t')^{-1} - (\bar{T}^{-1} \sum_{t=p}^{T-h} z_t x_t')^{-1} \right\| \left\| \bar{T}^{-1/2} \sum_{t=p}^{T-h} z_t e_{t,h} \right\|$. The term $\left\| (\bar{T}^{-1} \sum_{t=p}^{T-h} \hat{z}_t x_t')^{-1} - (\bar{T}^{-1} \sum_{t=p}^{T-h} z_t x_t')^{-1} \right\| \xrightarrow{P} 0$ because of (1) $\bar{T}^{-1} \sum_{t=p}^{T-h} z_t x_t' \xrightarrow{P} \mathbb{E}[z_t x_t']$ (by (C.75), Lemma C.5), (2) $\bar{T}^{-1} \sum_{t=p}^{T-h} \hat{z}_t x_t' \xrightarrow{P} \mathbb{E}[z_t x_t']$ (by (C.75) in Lemma C.5 and (C.87) in Lemma C.6), and (3) $\mathbb{E}[z_t x_t']$ is a non-singular matrix. The term $\left\| \bar{T}^{-1/2} \sum_{t=p}^{T-h} z_t e_{t,h} \right\|$ is $O_p(1)$ in the limit, as $\bar{T}^{-1/2} \sum_{t=p}^{T-h} z_t e_{t,h} \xrightarrow{d} N(0, \Omega_{s,h})$ shown by Proposition 4.3 and the maximum eigenvalue of $\Omega_{s,h}$ is bounded above by a constant when $\delta = 0$ (see illustration in the discussion following (D.96) and (D.97)).

Next, we check the convergence of $\left\| (\bar{T}^{-1} \sum_{t=p}^{T-h} \hat{z}_t x_t')^{-1} \right\| \left\| \bar{T}^{-1/2} \sum_{t=p}^{T-h} (\hat{z}_t - z_t) e_{t,h} \right\|$. The term $\left\| (\bar{T}^{-1} \sum_{t=p}^{T-h} \hat{z}_t x_t')^{-1} \right\|$ is bounded above by a constant since $\bar{T}^{-1} \sum_{t=p}^{T-h} \hat{z}_t x_t' \xrightarrow{P} \mathbb{E}[z_t x_t']$ due to (C.75), Lemma C.5 and (C.87), Lemma C.6. The term $\left\| \bar{T}^{-1/2} \sum_{t=p}^{T-h} (\hat{z}_t - z_t) e_{t,h} \right\| \xrightarrow{P} 0$ by (C.88), Lemma C.6 and the non-singularity of $\Omega_{\beta,h}$ (implied by the non-singularity of Σ_{zx} and $\Omega_{s,h}$).

In summary, combining all the boundedness results yields the expression of (D.110) converges to zero. Thus, (D.110) is proved.

Case 2: $\delta = 1$, $\Phi \in \mathcal{B}(1, c, \varepsilon)$ and $0 < h \leq \bar{h}$, such that $\frac{\bar{h}}{T} \max(1, \frac{\bar{h}}{w' \Omega_{\beta,h} w}) \xrightarrow{P} 0$. We show

$$\begin{aligned}
& \frac{1}{(w'\Omega_{\beta,h}w)^{1/2}} \bar{T}^{1/2} w' (\hat{\beta}_h^{LA(1)-2S} - \tilde{\beta}_h^{LA(1)-2S}) \\
&= \frac{1}{(w'\Omega_{\beta,h}w)^{1/2}} \bar{T}^{1/2} w' H_1 \left(\left(\sum_{t=p}^{T-h} \hat{z}_{t,1} x'_{t,1} \right)^{-1} \left(\sum_{t=p}^{T-h} \hat{z}_{t,1} e_{t,h} \right) - \left(\sum_{t=p}^{T-h} z_{t,1} x'_{t,1} \right)^{-1} \left(\sum_{t=p}^{T-h} z_{t,1} e_{t,h} \right) \right) \\
&= \frac{1}{(w'\Omega_{\beta,h}w)^{1/2}} \bar{T}^{1/2} w' H_1 \left(\left(\sum_{t=p}^{T-h} \hat{z}_{t,1} x'_{t,1} \right)^{-1} - \left(\sum_{t=p}^{T-h} z_{t,1} x'_{t,1} \right)^{-1} \right) \left(\sum_{t=p}^{T-h} z_{t,1} e_{t,h} \right) \\
&+ \frac{1}{(w'\Omega_{\beta,h}w)^{1/2}} \bar{T}^{1/2} w' H_1 \left(\sum_{t=p}^{T-h} \hat{z}_{t,1} x'_{t,1} \right)^{-1} \left(\sum_{t=p}^{T-h} (\hat{z}_{t,1} - z_{t,1}) e_{t,h} \right).
\end{aligned} \tag{D.111}$$

The convergence of the first term in the last expression of (D.111) can be shown as

$$\begin{aligned}
& \frac{1}{(w'\Omega_{\beta,h}w)^{1/2}} \left| \bar{T}^{1/2} w' H_1 \left(\left(\sum_{t=p}^{T-h} \hat{z}_{t,1} x'_{t,1} \right)^{-1} - \left(\sum_{t=p}^{T-h} z_{t,1} x'_{t,1} \right)^{-1} \right) \left(\sum_{t=p}^{T-h} z_{t,1} e_{t,h} \right) \right| \\
&= \frac{1}{(w'\Omega_{\beta,h}w)^{1/2}} \left| w' H_1 \bar{G}'_{1,T} \left(\left(\bar{T}^{-1} \begin{bmatrix} I_{pK} & 0 \\ 0 & \Upsilon_{1\Pi} \end{bmatrix} \sum_{t=p}^{T-h} \hat{z}_{t,1} x'_{t,1} \bar{G}'_{1,T} \right)^{-1} \right. \right. \\
&\quad \left. \left. - \left(\bar{T}^{-1} \begin{bmatrix} I_{pK} & 0 \\ 0 & \Upsilon_{1\Pi} \end{bmatrix} \sum_{t=p}^{T-h} z_{t,1} x'_{t,1} \bar{G}'_{1,T} \right)^{-1} \right) \left(\bar{T}^{-1/2} \sum_{t=p}^{T-h} \begin{bmatrix} I_{pK} & 0 \\ 0 & \Upsilon_{1\Pi} \end{bmatrix} z_{t,1} e_{t,h} \right) \right| \\
&\leq \frac{1}{(w'\Omega_{\beta,h}w)^{1/2}} \|w\| \|H_1 \bar{G}'_{1,T}\| \\
&\quad \left\| \left(\bar{T}^{-1} \sum_{t=p}^{T-h} \begin{bmatrix} \hat{z}_t \Delta_{10} \tilde{x}'_t & \hat{z}_t \tilde{y}'_{t-p} \Upsilon_1 \\ \Upsilon_1 \tilde{y}_{t-p} \Delta_{10} \tilde{x}'_t & \Upsilon_1 \tilde{y}_{t-p} \tilde{y}'_{t-p} \Upsilon_1 \end{bmatrix} \right)^{-1} \right. \\
&\quad \left. - \left(\bar{T}^{-1} \sum_{t=p}^{T-h} \begin{bmatrix} z_t \Delta_{10} \tilde{x}'_t & z_t \tilde{y}'_{t-p} \Upsilon_1 \\ \Upsilon_1 \tilde{y}_{t-p} \Delta_{10} \tilde{x}'_t & \Upsilon_1 \tilde{y}_{t-p} \tilde{y}'_{t-p} \Upsilon_1 \end{bmatrix} \right)^{-1} \right\| \\
&\quad \left\| \begin{bmatrix} \bar{T}^{-1/2} \sum_{t=p}^{T-h} z_t e_{t,h} \\ \bar{T}^{-1/2} \sum_{t=p}^{T-h} \Upsilon_1 \tilde{y}_{t-p} e_{t,h} \end{bmatrix} \right\| \\
&\xrightarrow{P} 0.
\end{aligned} \tag{D.112}$$

To show the convergence, we need to first verify the invertibility of two covariance matrices. The first covariance matrix is non-singular because it is a consistent estimate of the second covariance matrix, and the second covariance matrix has been shown as invertible in the case of $\delta = 1$ in the proof of Proposition 5.1, see Appendix D.4. The consistency is verified by the results of $\|\bar{T}^{-1} \sum_{t=p}^{T-h} (\hat{z}_t - z_t) \Delta_{10} \tilde{x}'_t\| \xrightarrow{P} 0$, $\|\bar{T}^{-1} \sum_{t=p}^{T-h} (\hat{z}_t - z_t) \Delta_{10} \tilde{y}'_{t-p} \Upsilon_1\| \xrightarrow{P} 0$. The two convergence results hold due to (C.87), Lemma C.6, as $\Delta_{10} \tilde{x}_t$ is a vector of stacked $\Delta_{10} \tilde{y}_{t-k}$'s (by the definition of $\Delta_{10} \tilde{x}_t$)

and $\Delta_{10}\tilde{y}_{t-k}$ is a sub-vector of $G_{1,T}x_{t-k}$ (Similar for $\Delta_{10}\tilde{y}_{t-p}$).

As both matrices are invertibility, we obtain

$$\begin{aligned}
& \left\| \left(\bar{T}^{-1} \sum_{t=p}^{T-h} \begin{bmatrix} \hat{z}_t \Delta_{10} \tilde{x}'_t & \hat{z}_t \tilde{y}'_{t-p} \Upsilon_1 \\ \Upsilon_1 \tilde{y}_{t-p} \Delta_{10} \tilde{x}'_t & \Upsilon_1 \tilde{y}_{t-p} \tilde{y}'_{t-p} \Upsilon_1 \end{bmatrix} \right)^{-1} \right. \\
& \quad \left. - \left(\bar{T}^{-1} \sum_{t=p}^{T-h} \begin{bmatrix} z_t \Delta_{10} \tilde{x}'_t & z_t \tilde{y}'_{t-p} \Upsilon_1 \\ \Upsilon_1 \tilde{y}_{t-p} \Delta_{10} \tilde{x}'_t & \Upsilon_1 \tilde{y}_{t-p} \tilde{y}'_{t-p} \Upsilon_1 \end{bmatrix} \right)^{-1} \right\| \\
& \leq \text{constant} \left(\left\| \bar{T}^{-1} \sum_{t=p}^{T-h} (\hat{z}_t - z_t) \Delta_{10} \tilde{x}'_t \right\| + \left\| \left(\bar{T}^{-1} \sum_{t=p}^{T-h} (\hat{z}_t - z_t) \tilde{y}'_{t-p} \Upsilon_1 \right) \right\| \right) \\
& = O_p(T^{-1/2})
\end{aligned} \tag{D.113}$$

The inequality is due to the general formula, $\|\hat{A}^{-1} - A^{-1}\| \leq \|\hat{A}^{-1}(\hat{A} - A)A^{-1}\|$. In this case, both inverse matrices are non-singular and thereby the norm of the inverse matrix is bounded above by a constant. The last equality is because (C.87) in Lemma C.6 shows that the above two norms are $O_p(T^{-1/2})$ terms as component in $\Delta_{10}\tilde{x}_t$ and $\Upsilon_1\tilde{y}_{t-p}$ are sub-vectors of $G_{1,T}x_{t-k}$ for some positive integer k .

In addition, (C.81), Lemma C.5 show that $\|\bar{T}^{-1/2} \sum_{t=p}^{T-h} \Upsilon_1 \tilde{y}_{t-p} e_{t,h}\|$ is $O_p(h)$ as $\Upsilon_1 \tilde{y}_{t-p}$ is a sub-vector of $G_{1,T}x_{t-1}$. The term $\|\bar{T}^{-1/2} \sum_{t=p}^{T-h} z_t e_{t,h}\|$ is bounded by a $O_p(h)$ in the case of $\delta = 1$ because $\bar{T}^{-1/2} \sum_{t=p}^{T-h} z_t e_{t,h} \xrightarrow{d} N(0, \Omega_{s,h})$ shown by Proposition 4.3 and the maximum eigenvalue of $\Omega_{s,h}$ bounded above by a $O_p(h)$ when $\delta = 1$ (see illustration in the discussion following (D.96) and (D.97)). Since $0 < h \leq \bar{h}$, such that $\frac{\bar{h}}{T} \max(1, \frac{\bar{h}}{w' \Omega_{\beta,h} w}) \xrightarrow{p} 0$, it yields $\frac{h}{(T w' \Omega_{\beta,h} w)^{1/2}} \rightarrow 0$ and therefore the convergence of (D.112) holds.

Next we check the second term in the last expression of (D.111).

$$\begin{aligned}
& \frac{1}{(w' \Omega_{\beta, h} w)^{1/2}} |\bar{T}^{1/2} w' H_1 \left(\sum_{t=p}^{T-h} \hat{z}_{t,1} x'_{t,1} \right)^{-1} \left(\sum_{t=p}^{T-h} (\hat{z}_{t,1} - z_{t,1}) e_{t,h} \right)| \\
&= \frac{1}{(w' \Omega_{\beta, h} w)^{1/2}} |w' H_1 \bar{G}'_{1,T} \left(\bar{T}^{-1} \begin{bmatrix} I_{pK} & 0 \\ 0 & \Upsilon_1 \Pi \end{bmatrix} \sum_{t=p}^{T-h} \hat{z}_{t,1} x'_{t,1} \bar{G}'_{1,T} \right)^{-1} \\
&\quad \left[\begin{bmatrix} I_{pK} & 0 \\ 0 & \Upsilon_1 \Pi \end{bmatrix} \left(\sum_{t=p}^{T-h} (\hat{z}_{t,1} - z_{t,1}) e_{t,h} \right) \right]| \\
&\leq \frac{1}{(w' \Omega_{\beta, h} w)^{1/2}} \|w\| \|H_1 \bar{G}'_{1,T}\| \\
&\quad \left\| \left(\bar{T}^{-1} \sum_{t=p}^{T-h} \begin{bmatrix} \hat{z}_t \Delta_{10} \tilde{x}'_t & \hat{z}_t \tilde{y}'_{t-p} \Upsilon_1 \\ \Upsilon_1 \tilde{y}_{t-p} \Delta_{10} \tilde{x}'_t & \Upsilon_1 \tilde{y}_{t-p} \tilde{y}'_{t-p} \Upsilon_1 \end{bmatrix} \right)^{-1} \right\| \\
&\quad \left\| \begin{bmatrix} \bar{T}^{-1/2} \sum_{t=p}^{T-h} (\hat{z}_t - z_t) e_{t,h} \\ 0 \end{bmatrix} \right\| \\
&\stackrel{p \rightarrow 0}{\rightarrow} 0
\end{aligned} \tag{D.114}$$

The convergence will be verified through the boundedness of each norm. $\|H_1 \bar{G}'_{1,T}\| = O_p(1)$ as it is a constant matrix. The norm of the second term is bounded above by a constant almost surely because the argument for (D.112) entails that it is a consistent estimate for a non-singular matrix. Lastly, $\frac{1}{(w' \Omega_{\beta, h} w)^{1/2}} \|\bar{T}^{-1/2} \sum_{t=p}^{T-h} (\hat{z}_t - z_t) e_{t,h}\| \stackrel{p \rightarrow 0}{\rightarrow} 0$ shown in (C.88), Lemma C.6. Therefore the convergence of (D.114) holds.

Thus, the convergence of (D.112) and (D.114) imply that (D.111) holds.

Case 3: $\delta = 2$, $\Phi \in \mathcal{B}(2, c, \varepsilon)$ and $0 < h \leq \bar{h}$, such that $\frac{\bar{h}^3}{T} \max(1, \frac{\bar{h}}{w' \Omega_{\beta, h} w}) \stackrel{p \rightarrow 0}{\rightarrow} 0$. We show

$$\begin{aligned}
& \frac{1}{(w' \Omega_{\beta, h} w)^{1/2}} \bar{T}^{1/2} w' (\hat{\beta}_h^{LA(2)-2S} - \tilde{\beta}_h^{LA(2)-2S}) \\
&= \frac{1}{(w' \Omega_{\beta, h} w)^{1/2}} \bar{T}^{1/2} w' H_2 \left(\left(\sum_{t=p}^{T-h} \hat{z}_{t,2} x'_{t,2} \right)^{-1} \left(\sum_{t=p}^{T-h} \hat{z}_{t,2} e_{t,h} \right) - \left(\sum_{t=p}^{T-h} z_{t,2} x'_{t,2} \right)^{-1} \left(\sum_{t=p}^{T-h} z_{t,2} e_{t,h} \right) \right) \\
&= \frac{1}{(w' \Omega_{\beta, h} w)^{1/2}} \bar{T}^{1/2} w' H_2 \left(\left(\sum_{t=p}^{T-h} \hat{z}_{t,2} x'_{t,2} \right)^{-1} - \left(\sum_{t=p}^{T-h} z_{t,2} x'_{t,2} \right)^{-1} \right) \left(\sum_{t=p}^{T-h} z_{t,2} e_{t,h} \right) \\
&\quad + \frac{1}{(w' \Omega_{\beta, h} w)^{1/2}} \bar{T}^{1/2} w' H_2 \left(\sum_{t=p}^{T-h} \hat{z}_{t,2} x'_{t,2} \right)^{-1} \left(\sum_{t=p}^{T-h} (\hat{z}_{t,2} - z_{t,2}) e_{t,h} \right).
\end{aligned} \tag{D.115}$$

The first term in the last expression of (D.115) can be shown as

$$\begin{aligned}
& \frac{1}{(w' \Omega_{\beta, h} w)^{1/2}} |\bar{T}^{1/2} w' H_2 \left(\left(\sum_{t=p}^{T-h} \hat{z}_{t,2} x'_{t,2} \right)^{-1} - \left(\sum_{t=p}^{T-h} z_{t,2} x'_{t,2} \right)^{-1} \right) \left(\sum_{t=p}^{T-h} z_{t,2} e_{t,h} \right)| \\
&= \frac{1}{(w' \Omega_{\beta, h} w)^{1/2}} \left\| w' H_2 G'_{2,T} \left(\left(\bar{T}^{-1} \sum_{t=p}^{T-h} \begin{bmatrix} I_{pK} & & \\ & \Upsilon_1 \Pi & -\Upsilon_1 P_2 \Pi \\ & & \Upsilon_2 \Pi \end{bmatrix} \hat{z}_{t,2} x'_{t,2} G'_{2,T} \right)^{-1} \right. \right. \\
&\quad \left. \left. - \left(\bar{T}^{-1} \sum_{t=p}^{T-h} \begin{bmatrix} I_{pK} & & \\ & \Upsilon_1 \Pi & -\Upsilon_1 P_2 \Pi \\ & & \Upsilon_2 \Pi \end{bmatrix} z_{t,2} x'_{t,2} G'_{2,T} \right)^{-1} \right) \right. \\
&\quad \left. \left(\bar{T}^{-1/2} \sum_{t=p}^{T-h} \begin{bmatrix} I_{pK} & & \\ & \Upsilon_1 \Pi & -\Upsilon_1 P_2 \Pi \\ & & \Upsilon_2 \Pi \end{bmatrix} z_{t,2} e_{t,h} \right) \right\| \\
&\leq \frac{1}{(w' \Omega_{\beta, h} w)^{1/2}} \|w\| \|H_2 G'_{2,T}\| \\
&\quad \left\| \left(\bar{T}^{-1} \sum_{t=p}^{T-h} \begin{bmatrix} \hat{z}_t \Delta_{20} \tilde{x}'_t & \hat{z}_t \Delta_{21} \tilde{y}'_{t-p} \Upsilon_1 & \hat{z}_t \tilde{y}'_{t-p-1} \Upsilon_2 \\ \Upsilon_1 \Delta_{21} \tilde{y}_{t-p} \Delta_{20} \tilde{x}'_t & \Upsilon_1 \Delta_{21} \tilde{y}_{t-p} \Delta_{21} \tilde{y}'_{t-p} \Upsilon_1 & \Upsilon_1 \Delta_{21} \tilde{y}_{t-p} \tilde{y}'_{t-p-1} \Upsilon_2 \\ \Upsilon_2 \tilde{y}_{t-p-1} \Delta_{20} \tilde{x}'_t & \Upsilon_2 \tilde{y}_{t-p-1} \Delta_{21} \tilde{y}'_{t-p} \Upsilon_1 & \Upsilon_2 \tilde{y}_{t-p-1} \tilde{y}'_{t-p-1} \Upsilon_2 \end{bmatrix} \right)^{-1} \right. \\
&\quad \left. - \left(\bar{T}^{-1} \sum_{t=p}^{T-h} \begin{bmatrix} z_t \Delta_{20} \tilde{x}'_t & z_t \Delta_{21} \tilde{y}'_{t-p} \Upsilon_1 & z_t \tilde{y}'_{t-p-1} \Upsilon_2 \\ \Upsilon_1 \Delta_{21} \tilde{y}_{t-p} \Delta_{20} \tilde{x}'_t & \Upsilon_1 \Delta_{21} \tilde{y}_{t-p} \Delta_{21} \tilde{y}'_{t-p} \Upsilon_1 & \Upsilon_1 \Delta_{21} \tilde{y}_{t-p} \tilde{y}'_{t-p-1} \Upsilon_2 \\ \Upsilon_2 \tilde{y}_{t-p-1} \Delta_{20} \tilde{x}'_t & \Upsilon_2 \tilde{y}_{t-p-1} \Delta_{21} \tilde{y}'_{t-p} \Upsilon_1 & \Upsilon_2 \tilde{y}_{t-p-1} \tilde{y}'_{t-p-1} \Upsilon_2 \end{bmatrix} \right)^{-1} \right\| \\
&\quad \left\| \bar{T}^{-1/2} \sum_{t=p}^{T-h} \begin{bmatrix} z_t e_{t,h} \\ \Upsilon_1 \Delta_{21} \tilde{y}_{t-p} e_{t,h} \\ \Upsilon_2 \tilde{y}_{t-p-1} e_{t,h} \end{bmatrix} \right\| \\
&\stackrel{p \rightarrow 0}{\rightarrow} 0
\end{aligned} \tag{D.116}$$

To show the convergence, we need to first verify the invertibility of two covariance matrices. The first covariance matrix is non-singular because it is a consistent estimate of the second covariance matrix, and the second covariance matrix has been shown as invertible in the case of $\delta = 2$ in the proof of Proposition 5.1, see Appendix D.4. The consistency is verified by the results of $\|\bar{T}^{-1} \sum_{t=p}^{T-h} (\hat{z}_t - z_t) \Delta_{20} \tilde{x}'_t\| \xrightarrow{p \rightarrow 0} 0$, $\|\bar{T}^{-1} \sum_{t=p}^{T-h} (\hat{z}_t - z_t) \Delta_{21} \tilde{y}'_{t-p} \Upsilon_1\| \xrightarrow{p \rightarrow 0} 0$, and $\|\bar{T}^{-1} \sum_{t=p}^{T-h} (\hat{z}_t - z_t) \tilde{y}'_{t-p-1} \Upsilon_2\| \xrightarrow{p \rightarrow 0} 0$. The three convergence results hold due to (C.87), Lemma C.6, as $\Delta_{20} \tilde{x}_t$ is a stacked $\Delta_{20} \tilde{y}_t$'s and $\Delta_{20} \tilde{y}_t$ is sub-vector of $G_{2,T} x_t$; also $\Upsilon_1 \Delta_{21} \tilde{y}_{t-p}$ and $\Upsilon_2 \tilde{y}_{t-p-1}$ are sub-vectors of $G_{2,T} x_{t-2}$.

As both matrices are invertibility, we obtain

$$\begin{aligned}
& \left\| \left(\bar{T}^{-1} \sum_{t=p}^{T-h} \begin{bmatrix} \hat{z}_t \Delta_{20} \tilde{x}'_t & \hat{z}_t \Delta_{21} \tilde{y}'_{t-p} \Upsilon_1 & \hat{z}_t \tilde{y}'_{t-p-1} \Upsilon_2 \\ \Upsilon_1 \Delta_{21} \tilde{y}_{t-p} \Delta_{20} \tilde{x}'_t & \Upsilon_1 \Delta_{21} \tilde{y}_{t-p} \Delta_{21} \tilde{y}'_{t-p} & \Upsilon_1 \Delta_{21} \tilde{y}_{t-p} \tilde{y}'_{t-p-1} \Upsilon_2 \\ \Upsilon_2 \tilde{y}_{t-p-1} \Delta_{20} \tilde{x}'_t & \Upsilon_2 \tilde{y}_{t-p-1} \Delta_{21} \tilde{y}'_{t-p} \Upsilon_1 & \Upsilon_2 \tilde{y}_{t-p-1} \tilde{y}'_{t-p-1} \Upsilon_2 \end{bmatrix} \right)^{-1} \right. \\
& \left. - \left(\bar{T}^{-1} \sum_{t=p}^{T-h} \begin{bmatrix} z_t \Delta_{20} \tilde{x}'_t & z_t \Delta_{21} \tilde{y}'_{t-p} \Upsilon_1 & z_t \tilde{y}'_{t-p-1} \Upsilon_2 \\ \Upsilon_1 \Delta_{21} \tilde{y}_{t-p} \Delta_{20} \tilde{x}'_t & \Upsilon_1 \Delta_{21} \tilde{y}_{t-p} \Delta_{21} \tilde{y}'_{t-p} & \Upsilon_1 \Delta_{21} \tilde{y}_{t-p} \tilde{y}'_{t-p-1} \Upsilon_2 \\ \Upsilon_2 \tilde{y}_{t-p-1} \Delta_{20} \tilde{x}'_t & \Upsilon_2 \tilde{y}_{t-p-1} \Delta_{21} \tilde{y}'_{t-p} \Upsilon_1 & \Upsilon_2 \tilde{y}_{t-p-1} \tilde{y}'_{t-p-1} \Upsilon_2 \end{bmatrix} \right)^{-1} \right\| \quad (D.117) \\
& \leq \text{constant} \left(\left\| \bar{T}^{-1} \sum_{t=p}^{T-h} (\hat{z}_t - z_t) \Delta_{20} \tilde{x}'_t \right\| + \left\| \bar{T}^{-1} \sum_{t=p}^{T-h} (\hat{z}_t - z_t) \Delta_{21} \tilde{y}'_{t-p} \Upsilon_1 \right\| \right. \\
& \quad \left. + \left\| \bar{T}^{-1} \sum_{t=p}^{T-h} (\hat{z}_t - z_t) \tilde{y}'_{t-p-1} \Upsilon_1 \right\| \right) \\
& = O_p(T^{-1/2})
\end{aligned}$$

The inequality shares the same argument for (D.113). The last equality is because (C.87) in Lemma C.6 shows that the above three norms are $O_p(T^{-1/2})$ terms, as components in $\Delta_{20} \tilde{x}_t$, $\Upsilon_1 \Delta_{21} \tilde{y}_{t-p}$ and $\Upsilon_1 \tilde{y}_{t-p-1}$ are sub-vectors of $G_{2,T} x_{t-k}$ for some positive integer k .

In addition, (C.86), Lemma C.5 show that $\|\bar{T}^{-1} \sum_{t=p}^{T-h} z_t e_{t,h}\|$, $\|\bar{T}^{-1} \sum_{t=p}^{T-h} \Upsilon_1 \Delta_{21} \tilde{y}_{t-p} e_{t,h}\|$, and $\|\bar{T}^{-1} \sum_{t=p}^{T-h} \Upsilon_2 \tilde{y}_{t-p-1} e_{t,h}\|$ is $O_p(h^2)$ as $\Upsilon_1 \Delta_{21} \tilde{y}_{t-p}$ and $\Upsilon_2 \tilde{y}_{t-p-1}$ are sub-vectors of $G_{2,T} x_{t-2}$. The term $\|\bar{T}^{-1/2} \sum_{t=p}^{T-h} z_t e_{t,h}\|$ is bounded by a $O_p(h^2)$ in the case of $\delta = 2$ because $\bar{T}^{-1/2} \sum_{t=p}^{T-h} z_t e_{t,h} \xrightarrow{d} N(0, \Omega_{s,h})$ shown by Proposition 4.3 and the maximum eigenvalue of $\Omega_{s,h}$ bounded above by a $O_p(h)$ when $\delta = 1$ (see illustration in the discussion following (D.96) and (D.97)). Since $0 < h \leq \bar{h}$, such that $\frac{\bar{h}}{T} \max(1, \frac{\bar{h}}{w' \Omega_{\beta,h} w}) \xrightarrow{p} 0$, it yields $\frac{h}{(T w' \Omega_{\beta,h} w)^{1/2}} \rightarrow 0$ and therefore the convergence of (D.112) holds.

The last equality is because Lemma C.6 shows that the above three norms are $O_p(T^{-1/2})$ terms. In addition, Lemma C.5 proved that $\|\bar{T}^{-1} \sum_{t=p}^{T-h} z_t e_{t,h}\|$, $\|\bar{T}^{-1} \sum_{t=p}^{T-h} \Upsilon_1 \Delta_{21} \tilde{y}_{t-p} e_{t,h}\|$, and $\|\bar{T}^{-1} \sum_{t=p}^{T-h} \Upsilon_2 \tilde{y}_{t-p-1} e_{t,h}\|$ are bounded above by a $O_p(h^2)$ terms because $\bar{T}^{-1/2} \sum_{t=p}^{T-h} z_t e_{t,h} \xrightarrow{d} N(0, \Omega_{s,h})$ shown by Proposition 4.3 and the maximum eigenvalue of $\Omega_{s,h}$ bounded above by a $O_p(h^2)$ when $\delta = 2$ (see illustration in the discussion following (D.96) and (D.97)). Since $0 < h \leq \bar{h}$, such that $\frac{\bar{h}^3}{T} \max(1, \frac{\bar{h}}{w' \Omega_{\beta,h} w}) \xrightarrow{p} 0$, it yields $\frac{h^2}{(T w' \Omega_{\beta,h} w)^{1/2}} \rightarrow 0$ and therefore the convergence of (D.116) holds.

Next, the second term in the last expression of (D.115) can be shown as

$$\begin{aligned}
& \frac{1}{(w' \Omega_{\beta, h} w)^{1/2}} |\bar{T}^{1/2} w' H_2 \left(\sum_{t=p}^{T-h} \hat{z}_{t,2} x'_{t,2} \right)^{-1} \left(\sum_{t=p}^{T-h} (\hat{z}_{t,2} - z_{t,2}) e_{t,h} \right)| \\
&= \frac{1}{(w' \Omega_{\beta, h} w)^{1/2}} |w' H_2 G'_{2,T} \left(\sum_{t=p}^{T-h} \begin{bmatrix} I_{pK} & & \\ & \Upsilon_1 \Pi & -\Upsilon_1 P_2 \Pi \\ & & \Upsilon_2 \Pi \end{bmatrix} \hat{z}_{t,2} x'_{t,2} G'_{2,T} \right)^{-1} \\
& \quad \sum_{t=p}^{T-h} \begin{bmatrix} I_{pK} & & \\ & \Upsilon_1 \Pi & -\Upsilon_1 P_2 \Pi \\ & & \Upsilon_2 \Pi \end{bmatrix} (\hat{z}_{t,2} - z_{t,2}) e_{t,h} | \\
&\leq \frac{1}{(w' \Omega_{\beta, h} w)^{1/2}} \|w\| \|H_2 G'_{2,T}\| \tag{D.118} \\
& \quad \left\| \left(\bar{T}^{-1} \sum_{t=p}^{T-h} \begin{bmatrix} \hat{z}_t \Delta_{20} \tilde{x}'_t & \hat{z}_t \Delta_{21} \tilde{y}'_{t-p} \Upsilon_1 & \hat{z}_t \tilde{y}'_{t-p-1} \Upsilon_2 \\ \Upsilon_1 \Delta_{21} \tilde{y}_{t-p} \Delta_{20} \tilde{x}'_t & \Upsilon_1 \Delta_{21} \tilde{y}_{t-p} \Delta_{21} \tilde{y}'_{t-p} & \Upsilon_1 \Delta_{21} \tilde{y}_{t-p} \tilde{y}'_{t-p-1} \Upsilon_2 \\ \Upsilon_2 \tilde{y}_{t-p-1} \Delta_{20} \tilde{x}'_t & \Upsilon_2 \tilde{y}_{t-p-1} \Delta_{21} \tilde{y}'_{t-p} \Upsilon_1 & \Upsilon_2 \tilde{y}_{t-p-1} \tilde{y}'_{t-p-1} \Upsilon_2 \end{bmatrix} \right)^{-1} \right\| \\
& \quad \left\| \bar{T}^{-1/2} \sum_{t=p}^{T-h} \begin{bmatrix} (\hat{z}_t - z_t) e_{t,h} \\ 0 \\ 0 \end{bmatrix} \right\| \\
&\stackrel{p}{\rightarrow} 0.
\end{aligned}$$

The convergence will be verified through the boundedness of each norm. $\|H_2 \bar{G}'_{2,T}\| = O_p(1)$ as it is a constant matrix. The norm of the inverse matrix is bounded above by a constant almost surely because the argument for (D.116) entails that it is a consistent estimate for a non-singular matrix. Lastly, $\frac{1}{(w' \Omega_{\beta, h} w)^{1/2}} \|\bar{T}^{-1/2} \sum_{t=p}^{T-h} (\hat{z}_t - z_t) e_{t,h}\| \stackrel{p}{\rightarrow} 0$ shown in (C.88), Lemma C.6. Therefore the convergence of (D.114) holds.

Thus, the convergence of (D.116) and (D.118) imply that (D.115) holds. The proof is complete. \square

D.6. Proposition 5.3 (Uniform convergence)

PROOF. We decompose the following term as

$$\begin{aligned} & \bar{T}^{1/2} \frac{w'(\hat{\beta}_h^{LA(\delta)-2S} - \beta_h)}{(w' \hat{\Omega}_{\beta,h} w)^{1/2}} \\ &= \left(\bar{T}^{1/2} \frac{w'(\hat{\beta}_h^{LA(\delta)-2S} - \tilde{\beta}_h^{LA(\delta)-2S})}{(w' \Omega_{\beta} w)^{1/2}} + \bar{T}^{1/2} \frac{w'(\tilde{\beta}_h^{LA(\delta)-2S} - \beta_h)}{(w' \Omega_{\beta} w)^{1/2}} \right) \frac{(w' \Omega_{\beta} w)^{1/2}}{(w' \hat{\Omega}_{\beta,h} w)^{1/2}}. \end{aligned} \quad (\text{D.119})$$

for $\delta = 0, 1, 2$. Proposition 5.1 and 5.2 respectively show that $\bar{T}^{1/2} \frac{w'(\hat{\beta}_h^{LA(\delta)-2S} - \tilde{\beta}_h^{LA(\delta)-2S})}{(w' \Omega_{\beta} w)^{1/2}} \xrightarrow{P} 0$ and $\bar{T}^{1/2} \frac{w'(\tilde{\beta}_h^{LA(\delta)-2S} - \beta_h)}{(w' \Omega_{\beta} w)^{1/2}} \xrightarrow{d} N(0, 1)$ for all cases of $\delta = 0, 1, 2$. Thus, to show the convergence of (D.119), given the explicit formula of $\Omega_{\beta,h} = \Sigma_{zx}^{-1} \Omega_{s,h} \Sigma_{zx}'^{-1}$ and Σ_{zx} is a constant matrix, $\Sigma_{zx} = (I_p \otimes \Sigma_u) \bar{\Psi}'_p$, it is sufficient to prove

$$\hat{\Sigma}_u \xrightarrow{P} \Sigma_u, \quad (\text{D.120})$$

$$\hat{\Psi}_p \xrightarrow{P} \bar{\Psi}_p, \quad (\text{D.121})$$

$$w' \hat{\Omega}_{s,h} w / w' \Omega_{s,h} w \xrightarrow{P} 1 \quad (\text{D.122})$$

for all cases of $\delta = 0, 1, 2$, $w \in \mathbb{R}^{pK}$, and $\|w\| = 1$.

First, we prove (D.120). Given the definition of $\hat{\Sigma}_u = \frac{1}{T} \sum_{t=p}^T \hat{u}_t \hat{u}'_t$, $\hat{u}_t = y_t - \hat{\Phi}(p)x_t$, and $\hat{\Phi}(p) = \sum_{t=1}^T y_t x'_{t-1} (\sum_{t=1}^T x_{t-1} x'_{t-1})^{-1}$, then

$$\begin{aligned} & \frac{1}{T} \sum_{t=1}^T \hat{u}_t \hat{u}'_t \\ &= \frac{1}{T} \sum_{t=1}^T (u_t + (\Phi(p) - \hat{\Phi}(p))x_{t-1}) (u_t + (\Phi(p) - \hat{\Phi}(p))x_{t-1})' \\ &= \frac{1}{T} \sum_{t=1}^T u_t u'_t + 2 \left(\frac{1}{T} \sum_{t=1}^T u_t x'_{t-1} \right) \left(\frac{1}{T} \sum_{t=1}^T x_{t-1} x'_{t-1} \right)^{-1} \left(\frac{1}{T} \sum_{t=1}^T x_{t-1} u'_t \right) \\ & \quad + \left(\frac{1}{T} \sum_{t=1}^T u_t x'_{t-1} \right) \left(\frac{1}{T} \sum_{t=1}^T x_{t-1} x'_{t-1} \right)^{-1} \left(\frac{1}{T} \sum_{t=1}^T x_{t-1} x'_{t-1} \right) \left(\frac{1}{T} \sum_{t=1}^T x_{t-1} x'_{t-1} \right)^{-1} \left(\frac{1}{T} \sum_{t=1}^T x_{t-1} u'_t \right) \\ &= \frac{1}{T} \sum_{t=1}^T u_t u'_t + 3 \left(\frac{1}{T} \sum_{t=1}^T u_t x'_{t-1} G'_{\delta,T} \right) \left(\frac{1}{T} \sum_{t=1}^T G_{\delta,T} x_{t-1} x'_{t-1} G'_{\delta,T} \right)^{-1} \left(\frac{1}{T} \sum_{t=1}^T G_{\delta,T} x_{t-1} u'_t \right) \\ & \xrightarrow{P} \Sigma_u \end{aligned} \quad (\text{D.123})$$

The convergence of $\frac{1}{T} \sum_{t=1}^T u_t u'_t$ is shown in (C.72). In addition, the second term converges in probability to zero because $\left\| \frac{1}{T} \sum_{t=1}^T u_t x'_{t-1} G'_{\delta,T} \right\| \xrightarrow{P} 0$ by (C.75), (C.79), and (C.84) in Lemma C.5

for $\delta = 0, 1, 2$, respectively; and $\|(\frac{1}{\bar{T}} \sum_{t=1}^{\bar{T}} G_{\delta,T} x_{t-1} x'_{t-1} G'_{\delta,T})^{-1}\|$ is bounded above by a constant almost surely by Assumption 5.1.

Next, we prove (D.121). As $\hat{\Psi}_p$ is constructed through recursive VAR-based impulse response estimates and p is a finite integer, it is sufficient to show the LS estimator of VAR slope coefficients is consistent. It is equivalently to show the VAR slope coefficients are consistent for $\delta = 0, 1, 2$,

$$\begin{aligned} & \left(\frac{1}{\bar{T}} \sum_{t=1}^{\bar{T}} u_t x'_{t-1}\right) \left(\frac{1}{\bar{T}} \sum_{t=1}^{\bar{T}} x_{t-1} x'_{t-1}\right)^{-1} \\ &= \left(\frac{1}{\bar{T}} \sum_{t=1}^{\bar{T}} u_t x'_{t-1} G'_{\delta,T}\right) \left(\frac{1}{\bar{T}} \sum_{t=1}^{\bar{T}} G_{\delta,T} x_{t-1} x'_{t-1} G'_{\delta,T}\right)^{-1} G_{\delta,T} \\ & \xrightarrow{p} 0. \end{aligned} \tag{D.124}$$

The convergence is because $\|\frac{1}{\bar{T}} \sum_{t=1}^{\bar{T}} u_t x'_{t-1} G'_{\delta,T}\| \xrightarrow{p} 0$ and $\|(\frac{1}{\bar{T}} \sum_{t=1}^{\bar{T}} G_{\delta,T} x_{t-1} x'_{t-1} G'_{\delta,T})^{-1}\|$ is bounded above by a constant almost surely. The boundedness and convergence are argued in the paragraph following (D.123). The matrix $\|G_{\delta,T}\|$ is a $O_p(1)$ term by its definition.

Lastly, we prove (D.122). Note that in Appendix (D.3), we have shown that $(\bar{T} - p + 1)^{-1} \sum_{t=p}^{\bar{T}} (w' s_{t,h}^*)^2 / w' \Omega_{s,h} w \xrightarrow{p} 1$, for any $w \in \mathbb{R}^{p \times 1}$, $\|w\| = 1$. Given the definition of $\hat{\Omega}_{s,h} = (\bar{T} - p + 1)^{-1} \sum_{t=p}^{\bar{T}} \hat{s}_{t,h}^* \hat{s}_{t,h}^{*'} and $\hat{s}_{t,h}^* = (\hat{e}_{t,h}, \hat{e}_{t+1,h}, \dots, \hat{e}_{t+p-1,h})' \otimes \hat{u}_t$, to prove (D.122), it is equivalent to show that$

$$\begin{aligned} & \frac{1}{(\bar{T} - p + 1) w' \Omega_{s,h} w} \left(\sum_{t=p}^{\bar{T}} (w' \hat{s}_{t,h}^*)^2 - \sum_{t=p}^{\bar{T}} (w' s_{t,h}^*)^2 \right) \\ &= \frac{1}{(\bar{T} - p + 1) w' \Omega_{s,h} w} \sum_{t=1}^{\bar{T}} (w' \hat{s}_{t,h}^* - w' s_{t,h}^*) (w' \hat{s}_{t,h}^* + w' s_{t,h}^*) \\ &= \frac{1}{(\bar{T} - p + 1) w' \Omega_{s,h} w} \sum_{t=1}^{\bar{T}} (w' \hat{s}_{t,h}^* - w' s_{t,h}^*) (w' \hat{s}_{t,h}^* - w' s_{t,h}^* + 2w' s_{t,h}^*) \\ &= \frac{1}{(\bar{T} - p + 1) w' \Omega_{s,h} w} \sum_{t=1}^{\bar{T}} (w' \hat{s}_{t,h}^* - w' s_{t,h}^*)^2 + \frac{2}{(\bar{T} - p + 1) w' \Omega_{s,h} w} \sum_{t=1}^{\bar{T}} (w' \hat{s}_{t,h}^* - w' s_{t,h}^*) w' s_{t,h}^* \\ &\leq \frac{\sum_{t=1}^{\bar{T}} (w' \hat{s}_{t,h}^* - w' s_{t,h}^*)^2}{(\bar{T} - p + 1) w' \Omega_{s,h} w} + 2 \left(\frac{\sum_{t=1}^{\bar{T}} (w' \hat{s}_{t,h}^* - w' s_{t,h}^*)^2}{(\bar{T} - p + 1) w' \Omega_{s,h} w} \right)^{1/2} \left(\frac{\sum_{t=1}^{\bar{T}} (w' s_{t,h}^*)^2}{(\bar{T} - p + 1) w' \Omega_{s,h} w} \right)^{1/2} \\ & \xrightarrow{p} 0. \end{aligned} \tag{D.125}$$

The convergence can be shown if (1) $\frac{\sum_{t=1}^{\bar{T}} (w' \hat{s}_{t,h}^*)^2}{(\bar{T} - p + 1) w' \Omega_{s,h} w} \xrightarrow{p} 1$ and (2) $\frac{\sum_{t=1}^{\bar{T}} (w' \hat{s}_{t,h}^* - w' s_{t,h}^*)^2}{(\bar{T} - p + 1) w' \Omega_{s,h} w} \xrightarrow{p} 0$. In Appendix (D.3), we proved the first condition by showing $\sum_{t=1}^{\bar{T}-p+1} \chi_{t,h}^2 \xrightarrow{p} 1$, where $\chi_{t,h} = (\bar{T} - p +$

1) $^{-1/2}w's_{\bar{T}+1-t,h}^*/(w'\Omega_{s,h}w)^{1/2}$. The second condition will be proved as follows,

$$\begin{aligned}
& \frac{1}{(\bar{T}-p+1)w'\Omega_{s,h}w} \sum_{t=1}^{\bar{T}} (w's_{t,h}^* - w's_{t,h}^*)^2 \\
&= \frac{1}{(\bar{T}-p+1)w'\Omega_{s,h}w} \sum_{t=1}^{\bar{T}} \left(\sum_{k=1}^p w'_k \hat{u}_t \hat{e}_{t+k-1,h} - w'_k u_t e_{t+k-1,h} \right)^2 \\
&\quad \text{(by partition } w \text{ into } p \text{ sub-vectors, } w = (w'_1, w'_2, \dots, w'_p)', \text{ and } w_k \in \mathbb{R}^K \text{ for } k = 1, 2, \dots, p, \\
&\quad \text{also the explicit form of } s_{t,h}^* = (e_{t,h}, e_{t+1,h}, \dots, e_{t+p-1,h})' \otimes u_t) \\
&\leq \frac{1}{(\bar{T}-p+1)w'\Omega_{s,h}w} \sum_{t=1}^{\bar{T}} \left(p \sum_{k=1}^p (w'_k \hat{u}_t \hat{e}_{t+k-1,h} - w'_k u_t e_{t+k-1,h})^2 \right) \\
&\quad \text{(Cauchy-Schwarz inequality)}
\end{aligned} \tag{D.126}$$

Since p is finite and the minimum eigenvalue of $\Omega_{s,h}$ is bounded below by a constant, without loss

of generality, it is equivalently to show that for all $k = 1, 2, \dots, p$,

$$\begin{aligned}
& \frac{1}{\bar{T} - p + 1} \sum_{t=1}^{\bar{T}} (w'_k \hat{u}_t \hat{e}_{t+k-1,h} - w'_k u_t e_{t+k-1,h})^2 \\
&= \frac{1}{\bar{T} - p + 1} \sum_{t=1}^{\bar{T}} (w'_k (\hat{u}_t - u_t) e_{t+k-1,h} + w'_k u_t (\hat{e}_{t+k-1,h} - e_{t+k-1,h}) + w'_k (\hat{u}_t - u_t) (\hat{e}_{t+k-1,h} - e_{t+k-1,h}))^2 \\
&\leq \frac{\|w_1\|^2}{\bar{T} - p + 1} \left(\left\| \sum_{t=1}^{\bar{T}} (\hat{u}_t - u_t) e_{t+k-1,h} \right\| + \left\| \sum_{t=1}^{\bar{T}} u_t (\hat{e}_{t+k-1,h} - e_{t+k-1,h}) \right\| \right. \\
&\quad \left. + \left\| \sum_{t=1}^{\bar{T}} (\hat{u}_t - u_t) (\hat{e}_{t+k-1,h} - e_{t+k-1,h}) \right\| \right) \\
&= \frac{\|w_1\|^2}{\bar{T} - p + 1} \left(\left\| \sum_{t=1}^{\bar{T}} u_t x'_{t-1} \left(\sum_{t=1}^T x_{t-1} x'_{t-1} \right)^{-1} \sum_{t=1}^{\bar{T}} x_{t-1} e_{t+k-1,h} \right\| \right. \\
&\quad \left. + \left\| \sum_{t=1}^{\bar{T}} u_t x'_t \left(\sum_{t=1}^{\bar{T}} x_t x'_t \right)^{-1} \sum_{t=1}^{\bar{T}} x_t e_{t+k-1,h} \right\| \right. \\
&\quad \left. + \sum_{t=1}^T u_t x'_{t-1} \left(\sum_{t=1}^T x_{t-1} x'_{t-1} \right)^{-1} \sum_{t=1}^{\bar{T}} x_{t-1} x'_t \left(\sum_{t=1}^{\bar{T}} x_t x'_t \right)^{-1} \sum_{t=1}^{\bar{T}} x_t e_{t+k-1,h} \right\| \right) \\
&\leq \frac{\|w_1\|^2}{\bar{T} - p + 1} \\
&\quad \left(\left\| T^{-1/2} \sum_{t=1}^{\bar{T}} u_t x'_{t-1} G'_{\delta,T} \right\| \left\| \left(T^{-1} \sum_{t=1}^T G_{\delta,T} x_{t-1} x'_{t-1} G'_{\delta,T} \right)^{-1} \right\| \left\| T^{-1/2} \sum_{t=1}^{\bar{T}} G_{\delta,T} x_{t-1} e_{t+k-1,h} \right\| \right. \\
&\quad + \left\| T^{-1/2} \sum_{t=1}^{\bar{T}} u_t x'_t G'_{\delta,T} \right\| \left\| \left(T^{-1} \sum_{t=1}^{\bar{T}} G_{\delta,T} x_t x'_t G'_{\delta,T} \right)^{-1} \right\| \left\| T^{-1/2} \sum_{t=1}^{\bar{T}} G_{\delta,T} x_t e_{t+k-1,h} \right\| \\
&\quad + \left\| T^{-1/2} \sum_{t=1}^T u_t x'_{t-1} G'_{\delta,T} \right\| \left\| \left(T^{-1} \sum_{t=1}^T G_{\delta,T} x_{t-1} x'_{t-1} G'_{\delta,T} \right)^{-1} \right\| \left\| T^{-1} \sum_{t=1}^{\bar{T}} G_{\delta,T} x_{t-1} x'_t G'_{\delta,T} \right\| \\
&\quad \left. \left\| \left(T^{-1} \sum_{t=1}^{\bar{T}} G_{\delta,T} x_t x'_t G'_{\delta,T} \right)^{-1} \right\| \left\| T^{-1/2} \sum_{t=1}^{\bar{T}} G_{\delta,T} x_t e_{t+k-1,h} \right\| \right) \\
&\xrightarrow{p \rightarrow 0}
\end{aligned} \tag{D.127}$$

The convergence holds because (1) $\|T^{-1/2} \sum_{t=1}^{\bar{T}} u_t x'_{t-1} G'_{\delta,T}\|$ is a $O_p(1)$ term by (C.75), (C.79), (C.84) in Lemma C.5 for cases of $\delta = 0, 1, 2$, respectively; (2) $\|(T^{-1} \sum_{t=1}^{\bar{T}} G_{\delta,T} x_t x'_t G'_{\delta,T})^{-1}\|$ is bounded above by a constant almost surely by Assumption 5.1; (3) $\|T^{-1} \sum_{t=1}^{\bar{T}} G_{\delta,T} x_{t-1} x'_t G'_{\delta,T}\|$ is $O_p(1)$ in the limit for all cases of $\delta = 0, 1, 2$ due to Cauchy-Schwarz inequality and $\|T^{-1} \sum_{t=1}^{\bar{T}} G_{\delta,T} x_t x'_t G'_{\delta,T}\| = O_p(1)$ shown in (C.74), (C.78), (C.83) in Lemma C.5 for cases of

$\delta = 0, 1, 2$, respectively; (4) $\|T^{-1/2} \sum_{t=1}^{\bar{T}} G_{\delta, T} x_t e_{t+k, h}\|$ is a $O_p(1)$, $O_p(h)$, and $O_p(h^2)$ term in the limit for the cases of $\delta = 0, 1, 2$, respectively, by (C.76), (C.81), and (C.86) in Lemma C.5. Therefore, given the constraints imposed on horizon h for cases of $\delta = 1, 2$, the big summation in the last expression above divided by $\bar{T} - p + 1$ converges to zero. Thus, (D.125) is proved.

In summary, we have proved (D.120), (D.121), and (D.122) and in turn, the term of (D.119) converges to a standard Gaussian distribution. The proof is complete. \square

D.7. Lemma A.1

PROOF. The proof will be conducted in three cases, $\delta \in \{0, 1, 2\}$. Define $J_1 = (I_K, 0_{K \times (p-1)K})$.

Case 1: $\delta = 0$, $\Phi(L) = B_0(L)\Pi$.

Rewrite $\Phi(L)y_t = u_t$ as $B_0(L)\Pi y_t = u_t$. It yields $\Pi B_0(L)\Pi y_t = \Pi u_t$, and the impulse response of Πy_t to Πu_t is gauged by the polynomial $\Pi B_0(L)$, which has explicit expression of $J_1 \mathbf{B}_0^h J_1'$ where \mathbf{B}_0 is the companion matrix defined in Definition 2.1 (recall $B_\delta(L) = \sum_{i=0}^{p-\delta} B_i L^i$ and $B_0 = \Pi^{-1}$). Therefore, we obtain $\Psi_h = \Pi^{-1} J_1 \mathbf{B}_0^h J_1' \Pi$. The norm of impulse response matrix is bounded as

$$\|\Psi_h\| = \|\Pi^{-1} J_1 \mathbf{B}_0^h J_1' \Pi\| \leq \|\Pi^{-1}\| \|\Pi\| \|J_1\|^2 \|\mathbf{B}_0^h\| \leq \|\Pi^{-1}\| \|\Pi\| c_1 (1 - \varepsilon)^h, \quad (\text{D.128})$$

where the last inequality is due to the definition of parameter space, $\|\mathbf{B}_0^h\| \leq c_1 (1 - \varepsilon)^h$ for some constant c_1 and $\varepsilon \in (0, 1)$, and Π is a non-singular constant matrix. Thus, apply the formula for the sum of geometric terms and it yields

$$\sum_{i=0}^{\infty} \|\Psi_i\| \leq \|\Pi^{-1}\| c_1 \frac{1}{\varepsilon} \|\Pi\| = O_p(1) \quad (\text{D.129})$$

$$\sum_{i=0}^{\infty} \|\Psi_i\|^2 \leq \|\Pi^{-1}\| c_1 \frac{1}{1 - (1 - \varepsilon)^2} \|\Pi\| = O_p(1) \quad (\text{D.130})$$

Case 2: $\delta = 1$, $\Phi(L) = B_1(L)U_1(L)\Pi$, where $U_1(L) = I - P_1 L$.

Rewrite $\Phi(L)y_t = u_t$ as $B_1(L)U_1(L)\Pi y_t = u_t$. It yields $\Pi B_1(L)U_1(L)\Pi y_t = \Pi u_t$. First, follow Case 1 procedure, we obtain the impulse response of $U_1(L)\Pi y_t$ to Πu_t as $J_1 \mathbf{B}_1^h J_1'$. Then, we derive the impulse response of Πy_t to Πu_t as $\sum_{i=0}^h P_1^i J_1 \mathbf{B}_1^i J_1'$ due to the form of $U_1(L) = I - P_1 L$. Lastly, we obtain $\Psi_h = \Pi^{-1} (\sum_{i=0}^h P_1^i J_1 \mathbf{B}_1^i J_1') \Pi$. The norm of impulse response matrix is bounded as

$$\begin{aligned} \|\Psi_h\| &\leq \|\Pi^{-1}\| \sum_{i=0}^h \|P_1^i\| \|J_1 \mathbf{B}_1^{h-i} J_1'\| \|\Pi\| \\ &\leq \|\Pi^{-1}\| \sum_{i=0}^h c_1 (1 - \varepsilon)^{h-i} \|\Pi\| \\ &\quad (\text{since } P_1 = \text{diag}[p_{k,1}]_{k=1, \dots, K} \text{ and } |p_{k,1}| \leq 1) \\ &\leq \|\Pi^{-1}\| c_1 \sum_{i=0}^{\infty} (1 - \varepsilon)^i \|\Pi\| \\ &\leq \|\Pi^{-1}\| c_1 \frac{1}{\varepsilon} \|\Pi\| \end{aligned} \quad (\text{D.131})$$

Thus, apply the formula for the sum of geometric terms and it yields

$$\sum_{i=0}^{h-1} \|\Psi_i\| \leq h (\|\Pi^{-1}\| c_1 \frac{1}{\varepsilon}) = O_p(h) \quad (\text{D.132})$$

$$\sum_{i=0}^{h-1} \|\Psi_i\|^2 \leq h(\|\Pi^{-1}\|c_1\frac{1}{\varepsilon})^2 = O_p(h) \quad (\text{D.133})$$

Case 3: $\delta = 2$, $\Phi(L) = B_2(L)U_1(L)U_2(L)\Pi$, where $U_1(L) = I - \Pi_1L$ and $U_2(L) = I - \Pi_2L$.

Following Case 2 procedure, we obtain the impulse response of $U_1(L)U_2(L)\Pi y_t$ to Πu_t as $J_1\mathbf{B}_2^h J_1'$. Then, we derive the impulse response of $U_2(L)\Pi y_t$ to Πu_t as $\sum_{i=0}^h P_1^i J_1 \mathbf{B}_1^i J_1'$ due to the form of $U_1(L) = I - P_1L$; and we derive the impulse response of Πy_t to Πu_t as $\sum_{i=0}^h P_2^i \sum_{j=0}^{h-i} P_1^j J_1 \mathbf{B}_1^{h-i-j} J_1'$ due to the form of $U_2(L) = I - P_2L$. Lastly, we obtain the impulse response as the following form,

$$\Psi_h = \Pi^{-1} \left\{ \sum_{i=0}^h P_2^i \left(\sum_{j=0}^{h-i} P_1^j J_1 \mathbf{B}_1^{h-i-j} J_1' \right) \right\} \Pi. \quad (\text{D.134})$$

The norm of impulse response matrix is bounded as

$$\begin{aligned} \|\Psi_h\| &\leq \|\Pi^{-1}\| \sum_{i=0}^h \|P_2^i\| \sum_{j=0}^{h-i} \|P_1^j\| \|J_1 \mathbf{B}_2^{h-i-j} J_1'\| \|\Pi\| \\ &\leq \|\Pi^{-1}\| \sum_{i=0}^h \sum_{j=0}^{h-i} \|J_1 \mathbf{B}_2^{h-i-j} J_1'\| \|\Pi\| \\ &\leq \|\Pi^{-1}\| \sum_{i=0}^h \sum_{j=0}^{\infty} \|J_1 \mathbf{B}_2^j J_1'\| \|\Pi\| \\ &= \|\Pi^{-1}\| (h+1) c_1 \frac{1}{\varepsilon} \|\Pi\| \end{aligned} \quad (\text{D.135})$$

Thus, apply the formula for the sum of geometric terms and it yields

$$\sum_{i=0}^{h-1} \|\Psi_i\| \leq (\|\Pi^{-1}\|c_1\frac{1}{\varepsilon}) \sum_{i=0}^{h-1} (i+1)\|\Pi\| = \text{constant} * h(h+1)/2 = O_p(h^2) \quad (\text{D.136})$$

$$\sum_{i=0}^{h-1} \|\Psi_i\|^2 \leq (\|\Pi^{-1}\|c_1\frac{1}{\varepsilon})^2 \sum_{i=0}^{h-1} (i+1)^2 \|\Pi\|^2 = \text{constant} * h(h+1)(2h+1)/6 = O_p(h^3) \quad (\text{D.137})$$

Thus, the proof is complete. \square

D.8. Lemma A.2

PROOF. Since $\Omega_{s,h}$ is the covariance matrix for $s_{t,h}^*$, $w' \Omega_{s,h} w = \mathbb{E}[w' s_{t,h}^* s_{t,h}^{*'} w]$. We therefore partition w into p sub-vectors of dimension K , $w = (w'_1, w'_2, \dots, w'_K)'$ and rewrite $w' s_{t,h}^*$ as

$$\begin{aligned}
w' s_{t,h}^* &= w' ((e_{t,h}, e_{t+1,h}, \dots, e_{t+p-1,h})' \otimes u_t) \\
&= \sum_{i=1}^p w'_i u_t e_{t+i-1,h} \\
&= \sum_{i=1}^p w'_i u_t \left(\sum_{j=1}^h \Psi_{1\bullet, j-1} u_{t+h+i-j} \right) \\
&\quad \text{(by definition, } e_{t+i-1,h} = \sum_{j=1}^h \Psi_{1\bullet, j-1} u_{t+h+i-j} \text{)} \\
&= u_t' \sum_{i=1}^p w_i \sum_{j=1}^h \Psi_{1\bullet, j-1} u_{t+h+i-j} \\
&= u_t' \sum_{j=1}^{h+p-1} \left(\sum_{i=\max(1, j-h+1)}^{\min(p, j)} w_i \Psi_{1\bullet, h-j+i-1} \right) u_{t+j} \\
&\quad \text{(re-organize the summation)} \\
&= \sum_{j=1}^{h+p-1} \xi_{j,t}
\end{aligned} \tag{D.138}$$

where we define

$$\xi_{j,t} := u_t' \left(\sum_{i=\max(1, j-h+1)}^{\min(p, j)} w_i \Psi_{1\bullet, h-j+i-1} \right) u_{t+j}. \tag{D.139}$$

Because of the mean-independence assumption, it is readily to check that $\xi_{j,t}$ is serially uncorrelated, $\mathbb{E}[\xi_{i,t} \xi_{j,t}] = 0, \forall i \neq j$. Thus,

$$\begin{aligned}
&w' \Omega_{s,h} w \\
&= \mathbb{E}[(w' s_{t,h}^*)^2] \\
&= \mathbb{E}[\left(\sum_{j=1}^{h+p-1} \xi_{j,t} \right)^2] \\
&= \sum_{j=1}^{h+p-1} \mathbb{E}[\xi_{j,t}^2].
\end{aligned} \tag{D.140}$$

Now, we argue that the variance of $\xi_{j,t}$ is bounded,

$$\underline{c}_\xi \Psi_{w,j} \leq E[\xi_{j,t}^2] \leq \bar{c}_\xi \Psi_{w,j}, \quad (\text{D.141})$$

where $\Psi_{w,j} := \|\sum_{i=\max(1,j-h+1)}^{\min(p,j)} w_i \Psi_{1\bullet, h-j+i-1}\|^2$, for some constant $0 < \underline{c}_\xi \leq \bar{c}_\xi < \infty$.

First, the upper bound of $E[\xi_{j,t}^2]$ is shown as follows

$$\begin{aligned} & \mathbb{E}[\|u'_t (\sum_{i=\max(1,j-h+1)}^{\min(p,j)} w_i \Psi_{1\bullet, h-j+i-1}) u_{t+j}\|^2] \\ & \leq \mathbb{E}[\|u_t\|^2] \|\sum_{i=\max(1,j-h+1)}^{\min(p,j)} w'_i u_t \Psi_{1\bullet, h-j+i-1}\|^2 \|u_{t+j}\|^2 \\ & \leq \mathbb{E}[\|u_t\|^4] \|\sum_{i=\max(1,j-h+1)}^{\min(p,j)} w_i \Psi_{1\bullet, h-j+i-1}\|^2 \\ & = \bar{c}_\xi \Psi_{w,j} \end{aligned} \quad (\text{D.142})$$

where we define $\bar{c}_\xi = \mathbb{E}[\|u_t\|^4]$ and

$$\Psi_{w,j} = \|\sum_{i=\max(1,j-h+1)}^{\min(p,j)} w_i \Psi_{1\bullet, h-j+i-1}\|^2. \quad (\text{D.143})$$

The lower bound of $E[\xi_{j,t}^2]$ is verified as follows:

$$\begin{aligned}
& \mathbb{E}\left[\left(\sum_{i=\max(1,j-h+1)}^{\min(p,j)} w'_i u_t \Psi_{1\bullet, h-j+i-1}\right) u_{t+j} u'_{t+j} \left(\sum_{i=\max(1,j-h+1)}^{\min(p,j)} \Psi'_{1\bullet, h-j+i-1} w'_i u_t\right)\right] \\
&= \mathbb{E}\left[\mathbb{E}\left[\left(\sum_{i=\max(1,j-h+1)}^{\min(p,j)} w'_i u_t \Psi_{1\bullet, h-j+i-1}\right) u_{t+j} u'_{t+j} \left(\sum_{i=\max(1,j-h+1)}^{\min(p,j)} \Psi'_{1\bullet, h-j+i-1} w'_i u_t\right) \mid \mathcal{F}_{t+j-1}\right]\right] \\
&\quad \text{(By Law of Iterated Expectations)} \\
&= \mathbb{E}\left[\left(\sum_{i=\max(1,j-h+1)}^{\min(p,j)} w'_i u_t \Psi_{1\bullet, h-j+i-1}\right) \mathbb{E}[u_{t+j} u'_{t+j} \mid \mathcal{F}_{t+j-1}] \left(\sum_{i=\max(1,j-h+1)}^{\min(p,j)} \Psi'_{1\bullet, h-j+i-1} w'_i u_t\right)\right] \\
&\geq c \mathbb{E}\left[\left\|\sum_{i=\max(1,j-h+1)}^{\min(p,j)} w'_i u_t \Psi_{1\bullet, h-j+i-1}\right\|^2\right] \\
&\quad \text{(By Assumption 4.2, } \lambda_{\min}(\mathbb{E}[u_{t+j} u'_{t+j} \mid \mathcal{F}_{t+j-1}]) > c > 0, \text{ a.s. and quadratic inequality)} \\
&= c \mathbb{E}\left[\left\|u'_t \sum_{i=\max(1,j-h+1)}^{\min(p,j)} w_i \Psi_{1\bullet, h-j+i-1}\right\|^2\right] \\
&= c \mathbb{E}\left[\text{trace}\left(u'_t \left(\sum_{i=\max(1,j-h+1)}^{\min(p,j)} w_i \Psi_{1\bullet, h-j+i-1}\right) \left(\sum_{i=\max(1,j-h+1)}^{\min(p,j)} \Psi'_{1\bullet, h-j+i-1} w'_i\right) u_t\right)\right] \\
&= c * \text{trace}\left(\mathbb{E}[u_t u'_t] \left(\sum_{i=\max(1,j-h+1)}^{\min(p,j)} w_i \Psi_{1\bullet, h-j+i-1}\right) \left(\sum_{i=\max(1,j-h+1)}^{\min(p,j)} \Psi'_{1\bullet, h-j+i-1} w'_i\right)\right) \\
&\quad \text{(since } \mathbb{E}[\text{trace}(A)] = \text{trace}(\mathbb{E}[A])\text{)} \\
&= c * \text{trace}\left(\left(\sum_{i=\max(1,j-h+1)}^{\min(p,j)} \Psi'_{1\bullet, h-j+i-1} w'_i\right) \Sigma_u \left(\sum_{i=\max(1,j-h+1)}^{\min(p,j)} w_i \Psi_{1\bullet, h-j+i-1}\right)\right) \\
&\quad \text{(since the trace is invariant under cyclic permutation)} \\
&\geq c \lambda_{\min}(\Sigma_u) \text{trace}\left(\left(\sum_{i=\max(1,j-h+1)}^{\min(p,j)} w_i \Psi_{1\bullet, h-j+i-1}\right) \left(\sum_{i=\max(1,j-h+1)}^{\min(p,j)} \Psi'_{1\bullet, h-j+i-1} w'_i\right)\right) \\
&\quad \text{(By quadratic inequality)} \\
&= c \lambda_{\min}(\Sigma_u) \left\|\sum_{i=\max(1,j-h+1)}^{\min(p,j)} w_i \Psi_{1\bullet, h-j+i-1}\right\|^2 \\
&= \underline{c}_\xi \Psi_{w,j}
\end{aligned} \tag{D.144}$$

where we define $\underline{c}_\xi = c \lambda_{\min}(\Sigma_u)$, and $\Psi_{w,j}$ is defined in (D.142).

By Assumption 4.2(i), \underline{c}_ξ is some positive constant. Moreover, to show $\underline{c}_\xi \sum_{j=1}^{h+p-1} \Psi_{w,j} > 0$, it

is sufficient to show $\sum_{j=1}^{h+p-1} \psi_{w,j} > 0$. We verify this result by explicitly writing out the form of $\sum_{j=1}^{h+p-1} \psi_{w,j}$:

$$\begin{aligned}
& \sum_{j=1}^{h+p-1} \psi_{w,j} \\
& \geq \sum_{j=h}^{h+p-1} \psi_{w,j} \\
& = \underbrace{\|w_p \Psi_{1\bullet,0}\|^2}_{=\Psi_{w,h+p-1}} + \underbrace{\|w_{p-1} \Psi_{1\bullet,0} + w_p \Psi_{1\bullet,1}\|^2 \mathbb{1}_{(p>1)}}_{=\Psi_{w,h+p-2}} \\
& \quad + \underbrace{\|w_{p-2} \Psi_{1\bullet,0} + w_{p-1} \Psi_{1\bullet,1} + w_{p-3} \Psi_{1\bullet,3}\|^2 \mathbb{1}_{(p>2)}}_{=\Psi_{w,h+p-3}} + \cdots + \underbrace{\left\| \sum_{i=0}^{p-1} w_{p-i} \Psi_{1\bullet,i} \right\|^2}_{=\Psi_{w,h}}
\end{aligned} \tag{D.145}$$

Then, we check the last expression term by term. Given any constant vector $w \in \mathbb{R}^{K^p} \setminus \{0\}$, $\|w\| = 1$, and its partition $w = (w'_1, w'_2, \dots, w'_p)'$, suppose the last nonzero sub-vector is denoted as w_q , such that $\|w_q\|^2 \neq 0$ and $\|w_j\|^2 = 0$ for all $j > q$. Thus, we could state that $\psi_{w,h+j-1} = 0$ for all $j = q+1, \dots, p$ and $\psi_{w,h+q-1} = \|w_q \Psi_{1\bullet,0}\|^2 = \|w_q\|^2 > 0$ because $\Psi_0 = I_K$ by the definition of impulse response function. Therefore, we have shown the last expression above is a positive constant and it induces $\sum_{j=1}^{h+p-1} \psi_{w,j} > 0$, given $w \in \mathbb{R}^{K^p}$, $\|w\| = 1$, and thereby the variance matrix $\Omega_{s,h}$ is positive definite,

$$w' \Omega_{s,h} w \geq c_\xi \sum_{j=1}^{h+p-1} \psi_{w,h} > 0. \tag{D.146}$$

Lastly, we need to check $\bar{c}_\xi \geq c_\xi$,

$$\begin{aligned}
\bar{c}_\xi &= \mathbb{E}[\|u_t\|^4] \\
&\geq \mathbb{E}[\|u_{t+j}\|^2 \|u_t\|^2] = \mathbb{E}[\mathbb{E}[\|u_{t+j}\|^2 \|u_t\|^2 | \mathcal{F}_{t+j-1}]] = \mathbb{E}[\|u_t\|^2 \mathbb{E}[\|u_{t+j}\|^2 | \mathcal{F}_{t+j-1}]] \\
&\geq c \mathbb{E}[\|u_t\|^2] \\
&\geq c \lambda_{\min}(\Sigma_u) = c_\xi
\end{aligned} \tag{D.147}$$

In summary, we obtain

$$0 < c_\xi \sum_{j=1}^{h+p-1} \psi_{w,j} \leq w' \Omega_{s,h} w \leq \bar{c}_\xi \sum_{j=1}^{h+p-1} \psi_{w,j}. \tag{D.148}$$

□

D.9. Lemma A.3

PROOF. As shown in (D.138), $w's_{t,h}^* = \sum_{j=1}^{h+p-1} \xi_{j,t}$. Thus, we could write

$$\begin{aligned}
& \text{Var} \left((\bar{T} - p + 1)^{-1} \sum_{t=p}^{\bar{T}} (w's_{t,h}^*)^2 / w' \Omega_{s,h} w \right) \\
&= (\bar{T} - p + 1)^{-2} (w' \Omega_{s,h} w)^{-2} \text{Var} \left(\sum_{t=p}^{\bar{T}} \left(\sum_{j=1}^{h+p-1} \xi_{j,t} \right)^2 \right) \\
&= (\bar{T} - p + 1)^{-2} (w' \Omega_{s,h} w)^{-2} \sum_{|m| \leq \bar{T} - p} (\bar{T} - p + 1 - |m|) \text{Cov} \left(\left(\sum_{j=1}^{h+p-1} \xi_{j,0} \right)^2, \left(\sum_{j=1}^{h+p-1} \xi_{j,m} \right)^2 \right) \quad (\text{D.149}) \\
&= (\bar{T} - p + 1)^{-1} (w' \Omega_{s,h} w)^{-2} \sum_{|m| \leq \bar{T} - p} (1 - |m|/\bar{T}) |\Gamma_m| \\
&\leq 2\bar{T}^{-1} (w' \Omega_{s,h} w)^{-2} \sum_{m=0}^{\bar{T} - p} |\Gamma_m|,
\end{aligned}$$

where we define

$$\Gamma_m := \text{Cov} \left(\left(\sum_{j=1}^{h+p-1} \xi_{j,0} \right)^2, \left(\sum_{j=1}^{h+p-1} \xi_{j,m} \right)^2 \right). \quad (\text{D.150})$$

By expanding the summation of $(\sum_{j=1}^{h+p-1} \xi_{j,0})^2, (\sum_{j=1}^{h+p-1} \xi_{j,m})^2$, we obtain

$$\Gamma_m = \sum_{i=1}^{h+p-1} \sum_{j=1}^{h+p-1} \sum_{k=1}^{h+p-1} \sum_{l=1}^{h+p-1} \text{Cov}(\xi_{i,0} \xi_{j,0}, \xi_{k,m} \xi_{l,m}). \quad (\text{D.151})$$

Given the definition of $\xi_{j,t}$, $\xi_{j,t} := u_t' (\sum_{i=\max(1, j-h+1)}^{\min(p, j)} w_i \Psi_{1 \bullet, h-j+i-1}) u_{t+j}$, and mean-independence assumption (Assumption 4.1), if $i = j$, then the covariance equals to zero for all $k \neq l$. It is because $k + m \neq l + m$ and only at most one value can be equal to i (or j). If $i \neq j$, then the covariance has non-zero value unless $\{i, j\} = \{m + k, m + l\}$. Thus,

$$\Gamma_m = \sum_{j=1}^{h+p-1} \sum_{l=1}^{h+p-1} \text{Cov}(\xi_{j,0}^2, \xi_{l,m}^2) + \sum_{j=1}^{h+p-1} \sum_{i \neq j} \text{Cov}(\xi_{i,0} \xi_{j,0}, \xi_{i-m,m} \xi_{j-m,m}) \quad (\text{D.152})$$

and

$$\begin{aligned}
& \sum_{m=0}^{\bar{T} - p} |\Gamma_m| \\
&\leq \sum_{m=0}^{\bar{T} - p} \sum_{j=1}^{h+p-1} \sum_{l=1}^{h+p-1} |\text{Cov}(\xi_{j,0}^2, \xi_{l,m}^2)| + \sum_{m=0}^{\bar{T} - p} \sum_{j=1}^{h+p-1} \sum_{i \neq j} |\text{Cov}(\xi_{i,0} \xi_{j,0}, \xi_{i-m,m} \xi_{j-m,m})| \quad (\text{D.153})
\end{aligned}$$

Notice that for the second term, it is implicitly restricted that $m < \min(i, j)$, since both $i - m$ and $j - m$ shall be strict positive.

We will now show the boundedness of above two terms.

(1) Boundedness of $\sum_{m=0}^{\bar{T}-p} \sum_{j=1}^{h+p-1} \sum_{l=1}^{h+p-1} \text{Cov}(\xi_{j,0}^2, \xi_{l,m}^2)$: Since $\xi_{j,t} = u_t' (\sum_{i=\max(1, j-h+1)}^{\min(p, j)} w_i \Psi_{1\bullet, h-j+i-1}) u_{t+j}$, we rewrite $\xi_{j,t}^2$ as

$$\xi_{j,t}^2 = \Psi_{w,j} (u_t' M_j u_{t+j})^2, \quad (\text{D.154})$$

where M_j is a $K \times K$ constant matrix, $M_j = (\sum_{i=\max(1, j-h+1)}^{\min(p, j)} w_i \Psi_{1\bullet, h-j+i-1}) / \Psi_{w,j}^{1/2}$, and $\|M_j\| = 1$. It yields the first term is bounded above by

$$\begin{aligned} & \sum_{m=0}^{\bar{T}-p} \sum_{j=1}^{h+p-1} \sum_{l=1}^{h+p-1} |\text{Cov}(\xi_{j,0}^2, \xi_{l,m}^2)| \\ & \leq \sum_{j=1}^{h+p-1} \sum_{l=1}^{h+p-1} \Psi_{w,j} \Psi_{w,l} \sup_{\|M_j\|, \|M_l\|=1} \left(\sum_{m=0}^{\bar{T}-p} |\text{Cov}((u_0' M_j u_j)^2, (u_m' M_l u_{m+l})^2)| \right) \end{aligned} \quad (\text{D.155})$$

Let's expand two terms, $(u_0' M_j u_j)^2$ and $(u_m' M_l u_{m+l})^2$. We obtain

$$\begin{aligned} & \sup_{\|M_j\|, \|M_l\|=1} \sum_{m=0}^{\bar{T}-p} |\text{Cov}((u_0' M_j u_j)^2, (u_m' M_l u_{m+l})^2)| \\ & \leq \left(\sum_{l_1=1}^K \sum_{l_2=1}^K |M_{l_1 l_2, j}| \right)^2 \left(\sum_{l_1=1}^K \sum_{l_2=1}^K |M_{l_1 l_2, l}| \right)^2 \sup_{j_1, j_2, j_3, j_4} \sum_{m=0}^{\bar{T}-p} |\text{Cov}(\tilde{u}_{j_1, 0} \tilde{u}_{j_2, j}, \tilde{u}_{j_3, m} \tilde{u}_{j_4, m+l})| \\ & \quad (M_{l_1 l_2, j} \text{ denotes the } l_1 l_2\text{-th element in } M_j) \\ & \leq K^4 \sup_{j_1, j_2, j_3, j_4} \sum_{m=0}^{\bar{T}-p} |\text{Cov}(\tilde{u}_{j_1, 0} \tilde{u}_{j_2, j}, \tilde{u}_{j_3, m} \tilde{u}_{j_4, m+l})| \\ & \leq \text{constant} \end{aligned} \quad (\text{D.156})$$

where $\tilde{u}_t = u_t \otimes u_t$, $j_1, j_2, j_3, j_4 = 1, 2, \dots, K^2$. The second last inequality is due to $(\sum_{l_1=1}^K \sum_{l_2=1}^K |M_{l_1 l_2, j}|) \leq K \|M_j\| = K$ by Cauchy-Schwarz inequality. The last inequality is because the dimension K is finite and $\sup_{j_1, j_2, j_3, j_4} \sum_{m=0}^{\bar{T}-p} |\text{Cov}(\tilde{u}_{j_1, 0} \tilde{u}_{j_2, j}, \tilde{u}_{j_3, m} \tilde{u}_{j_4, m+l})|$ is bounded by a constant.

The boundedness of $\sup_{j_1, j_2, j_3, j_4} \sum_{m=0}^{\bar{T}-p} |\text{Cov}(\tilde{u}_{j_1, 0} \tilde{u}_{j_2, j}, \tilde{u}_{j_3, m} \tilde{u}_{j_4, m+l})|$ is implied by the condition of finite fourth order of cumulant of series $u_t \otimes u_t$ given in Assumption 4.2(ii), which is argued in the Footnote 3 in the Supplement of Montiel Olea and Plagborg-Møller (2021). Consequently, the term in (D.155) is bounded from above by

$$\text{constant} * \left(\sum_{j=1}^{h-p+1} \Psi_{w,j} \right)^2, \quad (\text{D.157})$$

since $\sum_{j=1}^{h+p-1} \sum_{l=1}^{h+p-1} \psi_{w,j} \psi_{w,l} = (\sum_{j=1}^{h+p-1} \psi_{w,j})^2$.

Given $(w' \Omega_{s,h} w)^2 \geq c_{\xi} (\sum_{j=1}^{h+p-1} \psi_{w,j})^2$ by Lemma C.2, it yields

$$2(\bar{T} - p + 1)^{-1} (w' \Omega_{s,h} w)^{-2} \sum_{m=0}^{\bar{T}-p} \sum_{j=1}^{h+p-1} \sum_{l=1}^{h+p-1} |\text{Cov}(\xi_{j,0}^2, \xi_{l,m}^2)| \xrightarrow{P} 0 \quad (\text{D.158})$$

as long as $(\bar{T} - p + 1) \rightarrow \infty$.

(2) Boundedness of $\sum_{m=0}^{\bar{T}-p} \sum_{j=1}^{h+p-1} \sum_{i \neq j} |\text{Cov}(\xi_{i,0} \xi_{j,0}, \xi_{i-m,m} \xi_{j-m,m})|$.

Since $\mathbb{E}[\xi_{i,0} \xi_{j,0}] = 0$ for all $i \neq j$ under mean-independence assumption, it yields

$$\begin{aligned} & \sum_{m=0}^{\bar{T}-p} \sum_{j=1}^{h+p-1} \sum_{i \neq j} |\text{Cov}(\xi_{i,0} \xi_{j,0}, \xi_{i-m,m} \xi_{j-m,m})| \\ &= \sum_{m=0}^{\bar{T}-p} \sum_{j=1}^{h+p-1} \sum_{i \neq j} |\mathbb{E}[\xi_{i,0} \xi_{j,0} \xi_{i-m,m} \xi_{j-m,m}]| \\ &\leq \sum_{m=0}^{\bar{T}-p} \sum_{j=1}^{h+p-1} \sum_{i \neq j} \psi_{w,i}^{1/2} \psi_{w,j}^{1/2} \psi_{w,i-m}^{1/2} \psi_{w,j-m}^{1/2} \mathbb{E}[\|u_0\|^2 \|u_m\|^2 \|u_i\|^2 \|u_j\|^2] \\ &\quad (\text{ we use } \xi_{j,t} = u_t' (\sum_{i=\max(1,j-h+1)}^{\min(p,j)} w_i \Psi_{1 \bullet, h-j+i-1}) u_{t+j}), \psi_{w,j}^{1/2} = \|\sum_{i=\max(1,j-h+1)}^{\min(p,j)} w_i \Psi_{1 \bullet, h-j+i-1}\|) \\ &\leq \mathbb{E}[\|u_0\|^8] \sum_{m=0}^{\bar{T}-p} \sum_{j=1}^{h+p-1} \sum_{i \neq j} \psi_{w,i}^{1/2} \psi_{w,j}^{1/2} \psi_{w,i-m}^{1/2} \psi_{w,j-m}^{1/2} \\ &= \mathbb{E}[\|u_0\|^8] \sum_{m=0}^{h+p-1} \sum_{j=1}^{h+p-1} \sum_{i \neq j} \psi_{w,i}^{1/2} \psi_{w,j}^{1/2} \psi_{w,i-m}^{1/2} \psi_{w,j-m}^{1/2} \\ &\quad (\text{ since } i-m, j-m \text{ shall be positive integers}) \end{aligned} \quad (\text{D.159})$$

By Assumption 4.2 that the eighth moment of u_t is bounded, the boundedness of the last term in (D.159) will be checked under three scenarios $\delta \in \{0, 1, 2\}$ with the respective condition imposed on the projection horizon h .

For the cases of $\delta = 1, 2$, the boundedness of the last term in (D.159) can be obtained by

Cauchy–Schwarz inequality:

$$\begin{aligned}
& \sum_{m=0}^{h+p-1} \sum_{j=1}^{h+p-1} \sum_{i \neq j} \psi_{w,i}^{1/2} \psi_{w,j}^{1/2} \psi_{w,i-m}^{1/2} \psi_{w,j-m}^{1/2} \\
& \leq (h+p) \left(\sum_{j=1}^{h+p-1} \sum_{i=1}^{h+p-1} \psi_{w,i} \psi_{w,j} \right)^{1/2} \left(\sum_{j=1}^{h+p-1} \sum_{i=1}^{h+p-1} \psi_{w,i} \psi_{w,j} \right)^{1/2} \\
& = (h+p) \left(\sum_{j=1}^{h+p-1} \psi_{w,j} \right)^2.
\end{aligned} \tag{D.160}$$

When $h/T \xrightarrow{p} 0$ holds, $\frac{h}{\bar{T}-p+1} = \frac{h}{T} \frac{T}{T-h} \frac{T-h}{\bar{T}-p+1} \xrightarrow{p} 0$, because $\frac{T}{T-h} = \frac{1}{1-h/T} \rightarrow 1$ and $\frac{T-h}{\bar{T}-p+1} \rightarrow 1$.

Combining the result of (D.182) that $(w' \Omega_{s,h} w)^2 \geq c_{\xi} (\sum_{j=1}^{h-p+1} \psi_{w,j})^2$, the term of $\sum_{m=0}^{h+p-1} \sum_{j=1}^{h+p-1} \sum_{i \neq j} \psi_{w,i}^{1/2} \psi_{w,j}^{1/2} \psi_{w,i-m}^{1/2} \psi_{w,j-m}^{1/2}$ is bounded:

$$(\bar{T} - p + 1)^{-1} (w' \Omega_{s,h} w)^{-2} \sum_{m=0}^{h+p-1} \sum_{j=1}^{h+p-1} \sum_{i \neq j} \psi_{w,i}^{1/2} \psi_{w,j}^{1/2} \psi_{w,i-m}^{1/2} \psi_{w,j-m}^{1/2} \xrightarrow{p} 0. \tag{D.161}$$

Notice that the above boundedness holds under the condition $h/T \xrightarrow{p} 0$, which is satisfied for the case $\delta = 1$ or $\delta = 2$. Thus, we have shown that the boundedness for (D.159) when $\delta = 1, 2$.

On the other hand, for the stationary case that $\delta = 0$, the projection horizon is allowed to be a non-trivial fraction of the sample size T , the boundedness for (D.159) can not be shown by the above method. The proof will be conducted by showing the implicit relationship between $\psi_{w,j}$ and $\psi_{w,j-m}$. Recall the form of $\psi_{w,j}$,

$$\psi_{w,j}^{1/2} = \left\| \sum_{i=\max(1, j-h+1)}^{\min(p, j)} w_i \Psi_{1 \bullet, h-j+i-1} \right\|. \tag{D.162}$$

The number of items in the summation, $\sum_{i=\max(1, j-h+1)}^{\min(p, j)} w_i \Psi_{1 \bullet, h-j+i-1}$, depends on the value of j :

1. $1 \leq j \leq p-1$, there are j terms in the summation.
2. $p \leq j \leq h$, there are p terms in the summation.
3. $h+1 \leq j \leq h+p-1$, there are $(h+p-j)$ terms in the summation.

Thus, we use indicator functions to partition $\sum_{m=0}^{h+p-1} \sum_{j=1}^{h+p-1} \sum_{i \neq j} \psi_{w,i}^{1/2} \psi_{w,j}^{1/2} \psi_{w,i-m}^{1/2} \psi_{w,j-m}^{1/2}$ into three

parts,

$$\begin{aligned}
& \sum_{m=0}^{h+p-1} \sum_{j=1}^{h+p-1} \sum_{i \neq j} \Psi_{w,i}^{1/2} \Psi_{w,j}^{1/2} \Psi_{w,i-m}^{1/2} \Psi_{w,j-m}^{1/2} \\
&= 2 \sum_{j=1}^{h+p-1} \sum_{i=1}^{j-1} \sum_{m=0}^{i-1} \Psi_{w,i}^{1/2} \Psi_{w,j}^{1/2} \Psi_{w,i-m}^{1/2} \Psi_{w,j-m}^{1/2} \\
& \quad (\text{since } i, j \text{ are exchangeable and } j > i > m) \\
&\leq 2(\mathbb{1}_{\{p \leq i, j, i-m, j-m \leq h\}} \sum_{j=1}^{h+p-1} \sum_{i=1}^{j-1} \sum_{m=0}^{i-1} \Psi_{w,i}^{1/2} \Psi_{w,j}^{1/2} \Psi_{w,i-m}^{1/2} \Psi_{w,j-m}^{1/2} \\
& \quad + \mathbb{1}_{\{j > h\}} \sum_{j=1}^{h+p-1} \sum_{i=1}^{j-1} \sum_{m=0}^{i-1} \Psi_{w,i}^{1/2} \Psi_{w,j}^{1/2} \Psi_{w,i-m}^{1/2} \Psi_{w,j-m}^{1/2} \\
& \quad + \mathbb{1}_{\{i-p < m < i\}} \sum_{j=1}^{h+p-1} \sum_{i=1}^{j-1} \sum_{m=0}^{i-1} \Psi_{w,i}^{1/2} \Psi_{w,j}^{1/2} \Psi_{w,i-m}^{1/2} \Psi_{w,j-m}^{1/2})
\end{aligned} \tag{D.163}$$

The rule of partition:

$$\left\{ \begin{array}{l} j > h \\ p \leq j \leq h \\ j < p \Rightarrow i < p \Rightarrow i - m < p \end{array} \right\} \left\{ \begin{array}{l} i \geq p \\ i < p \Rightarrow i - m < p \end{array} \right\} \left\{ \begin{array}{l} j - m \geq p \\ j - m < p \Rightarrow i - m < p \end{array} \right\} \left\{ \begin{array}{l} i - m \geq p \\ i - m < p \end{array} \right\}$$

(2nd indicator $\mathbb{1}_{\{j > h\}}$)
(1st indicator $\mathbb{1}_{\{p \leq i, j, i-m, j-m \leq h\}}$)
(3rd indicator $\mathbb{1}_{\{i-p < m < i\}}$)
(3rd indicator $\mathbb{1}_{\{i-p < m < i\}}$)
(3rd indicator $\mathbb{1}_{\{i-p < m < i\}}$)
(3rd indicator $\mathbb{1}_{\{i-p < m < i\}}$)

(D.164)

If we could show the boundedness of the above three terms with indicator functions for the case of $\delta = 0$, then the boundedness of (D.159) can be proved.

1. Boundedness for the term with $\mathbb{1}_{\{p \leq i, j, i-m, j-m \leq h\}}$ The proof relies on the explicit form of $\Psi_{w,j-m}^{1/2}$ for $p \leq j, j-m \leq h$,

$$\Psi_{w,j-m}^{1/2} = \left\| \sum_{i=1}^p w_i \Psi_{1 \bullet, h-j+m+i-1} \right\| = \left\| \sum_{i=1}^p W_i \Psi_{h-j+m+i-1} \right\|, \tag{D.165}$$

by defining $W_i = w_i [1, 0]_{1 \times (K-1)}$. Then, we use the result of Lemma E.6 from Supplement of Montiel Olea and Plagborg-Møller (2021):

$$\Psi_{h+m} = \Psi_h \Psi_m + \sum_{l=2}^p \left(\left(\sum_{k=0}^{p-l} \Psi_{h-1-k} \Phi_{l+k} \right) J'_{l-1} \Phi^{m-1} J'_1 \right) \tag{D.166}$$

for all $h, m > 0$ and $\Psi_i = 0$ when $i < 0$, where Φ is the $pK \times pK$ companion matrix containing the coefficients in $\Phi(L)$, and J_l is the $K \times pK$ matrix obtained from the partition of a pK -dimension identity matrix, $I_{pK} = [J'_1, J'_2, \dots, J'_p]$. We reorder the double summation above and obtain

$$\Psi_{h+m} = \Psi_h \Psi_m + \sum_{l=2}^p \Psi_{h+1-l} \left(\sum_{k=l}^p \Phi_k J_{k-1} \Phi^{m-1} J'_1 \right). \quad (\text{D.167})$$

Then, we combine the results of (D.167) and (D.165),

$$\begin{aligned} \psi_{w,j-m}^{1/2} &= \left\| \sum_{i=1}^p W_i \Psi_{h-j+m+i-1} \right\| \\ &= \left\| \sum_{i=1}^p W_i \left(\Psi_{h-j+i-1} \Psi_m + \sum_{l=2}^p \Psi_{h-j+i-l} \left(\sum_{k=l}^p \Phi_k J_{k-1} \Phi^{m-1} J'_1 \right) \right) \right\| \\ &= \left\| \sum_{i=1}^p W_i \Psi_{h-j+i-1} \Psi_m + \sum_{l=2}^p \left(\sum_{i=1}^p W_i \Psi_{h-j+i-l} \sum_{k=l}^p \Phi_k J_{k-1} \right) \Phi^{m-1} J'_1 \right\| \\ &\leq \left\| \sum_{i=1}^p W_i \Psi_{h-j+i-1} \right\| \|\Psi_m\| + \sum_{l=2}^p \left\| \sum_{i=1}^p W_i \Psi_{h-j+i-l} \right\| \left\| \sum_{k=l}^p \Phi_k J_{k-1} \right\| \|\Phi^{m-1} J'_1\| \\ &= \psi_{w,j}^{1/2} \|\Psi_m\| + \sum_{l=2}^p \psi_{w,j-1+l}^{1/2} \left\| \sum_{k=l}^p \Phi_k J_{k-1} \right\| \|\Phi^{m-1} J'_1\| \\ &\leq \psi_{w,j}^{1/2} \|\Psi_m\| + \sum_{l=2}^p \psi_{w,j-1+l}^{1/2} \|\Phi\| \|\Phi^{m-1}\| \\ &\quad \left(\left\| \sum_{k=l}^p \Phi_k J_{k-1} \right\| = \|[\Phi_l, \Phi_{l+1}, \dots, \Phi_p]\| = \|J_1 \Phi [J'_l, J'_{l+1}, \dots, J'_p]\| \leq \|\Phi\| \right) \\ &= \psi_{w,j}^{1/2} \|J_1 \Phi^m J'_1\| + \sum_{l=2}^p \psi_{w,j-1+l}^{1/2} \|\Phi\| \|\Phi^{m-1}\| \\ &\quad (\text{by definition, } \Psi_m = J_1 \Phi^m J'_1) \\ &\leq \psi_{w,j}^{1/2} \|\Phi^m\| + \sum_{l=2}^p \psi_{w,j-1+l}^{1/2} \|\Phi\| \|\Phi^{m-1}\| \\ &\quad (\text{since } \|J_1 \Phi^m J'_1\| \leq \|\Phi^m\|) \\ &\leq \text{constant} * (1 - \varepsilon)^m \sum_{l=1}^p \psi_{w,j-1+l}^{1/2} \end{aligned} \quad (\text{D.168})$$

where the last inequality is due to $\|\Phi^h\| \leq \text{constant} * (1 - \varepsilon)^h$. The boundedness, $\|\Phi^h\| \leq \text{constant} * (1 - \varepsilon)^h$, is because $\Phi^h = (I_p \otimes \Pi^{-1}) \mathbf{B}_0^h (I_p \otimes \Pi)$ when the data process is stationary ($\delta = 0$), such

that $\|\mathbf{B}_0^h\| \leq c_1(1-\varepsilon)^h$, and constant rotation matrix Π satisfies $\lambda_{\min}(\Pi) > c_0$. It yields,

$$\begin{aligned}
& \sum_{j=1}^{h+p-1} \sum_{i \neq j} \psi_{w,i}^{1/2} \psi_{w,j}^{1/2} \psi_{w,i-m}^{1/2} \psi_{w,j-m}^{1/2} \\
& \leq \text{constant} * (1-\varepsilon)^{2m} \sum_{j=1}^{h+p-1} \sum_{i \neq j} \psi_{w,i}^{1/2} \psi_{w,j}^{1/2} \left(\sum_{k=1}^p \psi_{w,i-1+k}^{1/2} \right) \left(\sum_{k=1}^p \psi_{w,j-1+k}^{1/2} \right) \\
& \quad (\text{use the result of (D.168), } \psi_{w,j-m}^{1/2} \leq \text{constant} * (1-\varepsilon)^m \sum_{l=1}^p \psi_{w,j-1+l}^{1/2}) \\
& \leq \text{constant} * (1-\varepsilon)^{2m} p^2 \left(\sum_{j=1}^{h+p-1} \sum_{i \neq j} \psi_{w,i} \psi_{w,j} \right)^{1/2} \left(\sum_{j=1}^{h+p-1} \sum_{i \neq j} \psi_{w,i} \psi_{w,j} \right)^{1/2} \\
& \quad (\text{note that } \left(\sum_{k=1}^p \psi_{w,i-1+k}^{1/2} \right) \left(\sum_{k=1}^p \psi_{w,j-1+k}^{1/2} \right) \text{ contains } p^2 \text{ number of terms, and obtain} \\
& \quad \sum_{j=1}^{h+p-1} \sum_{i \neq j} \psi_{w,i}^{1/2} \psi_{w,j}^{1/2} \psi_{w,i-1+k_1}^{1/2} \psi_{w,j-1+k_2}^{1/2} \leq \left(\sum_{j=1}^{h+p-1} \sum_{i \neq j} \psi_{w,i} \psi_{w,j} \right)^{1/2} \left(\sum_{j=1}^{h+p-1} \sum_{i \neq j} \psi_{w,i} \psi_{w,j} \right)^{1/2} \\
& \quad \text{for all } k_1, k_2 = 1, 2, \dots, p) \\
& \leq \text{constant} * (1-\varepsilon)^{2m} p^2 \left(\sum_{j=1}^{h+p-1} \psi_{w,j} \right)^2 \\
& \quad (\text{since } \sum_{j=1}^{h+p-1} \sum_{i \neq j} \psi_{w,i} \psi_{w,j} \leq \left(\sum_{j=1}^{h+p-1} \psi_{w,j} \right) \left(\sum_{i=1}^{h+p-1} \psi_{w,i} \right) = \left(\sum_{j=1}^{h+p-1} \psi_{w,j} \right)^2)
\end{aligned} \tag{D.169}$$

Thus, when $i, j, i-m, j-m \in [p, h]$,

$$\begin{aligned}
& \mathbb{1}_{\{p \leq i, j, i-m, j-m \leq h\}} \sum_{j=1}^{h+p-1} \sum_{i=1}^{j-1} \sum_{m=0}^{i-1} \psi_{w,i}^{1/2} \psi_{w,j}^{1/2} \psi_{w,i-m}^{1/2} \psi_{w,j-m}^{1/2} \\
& = \mathbb{1}_{\{p \leq i, j, i-m, j-m \leq h\}} \sum_{m=0}^{h+p-1} \sum_{j=1}^{h+p-1} \sum_{i \neq j} \psi_{w,i}^{1/2} \psi_{w,j}^{1/2} \psi_{w,i-m}^{1/2} \psi_{w,j-m}^{1/2} \\
& \leq \mathbb{1}_{\{p \leq i, j, i-m, j-m \leq h\}} \sum_{m=0}^{h+p-1} \text{constant} * (1-\varepsilon)^{2m} p^2 \left(\sum_{j=1}^{h+p-1} \psi_{w,j} \right)^2 \\
& \leq \sum_{m=0}^{\infty} \text{constant} * (1-\varepsilon)^{2m} p^2 \left(\sum_{j=1}^{h+p-1} \psi_{w,j} \right)^2 \\
& \leq \text{constant} * \frac{p^2}{1-(1-\varepsilon)^2} \left(\sum_{j=1}^{h+p-1} \psi_{w,j} \right)^2
\end{aligned} \tag{D.170}$$

2. Boundedness for the term with $\mathbb{1}_{\{j \geq h\}}$

$$\begin{aligned}
& \mathbb{1}_{\{j > h\}} \sum_{j=1}^{h+p-1} \sum_{i=1}^{j-1} \sum_{m=0}^{i-1} \psi_{w,i}^{1/2} \psi_{w,j}^{1/2} \psi_{w,i-m}^{1/2} \psi_{w,j-m}^{1/2} \\
& \leq (p-1) \sup_{j \in (h, h+p)} \psi_{w,j}^{1/2} \sum_{i=1}^{h+p-1} \sum_{m=0}^{i-1} \psi_{w,i}^{1/2} \psi_{w,i-m}^{1/2} \psi_{w,j-m}^{1/2} \\
& \leq (p-1) \sup_{j \in (h, h+p)} \psi_{w,j}^{1/2} \sum_{m=0}^{h+p-1} \sum_{i=m+1}^{h+p-1} \psi_{w,i}^{1/2} \psi_{w,i-m}^{1/2} \psi_{w,j-m}^{1/2} \\
& \leq (p-1) \sup_{j \in (h, h+p)} \psi_{w,j}^{1/2} \sum_{m=0}^{h+p-1} \psi_{w,j-m}^{1/2} \sum_{i=m+1}^{h+p-1} \psi_{w,i}^{1/2} \psi_{w,i-m}^{1/2} \tag{D.171} \\
& \leq (p-1) \sup_{j \in (h, h+p)} \psi_{w,j}^{1/2} \sum_{m=0}^{h+p-1} \psi_{w,j-m}^{1/2} \left(\sum_{i=0}^{h+p-1} \psi_{w,i} \right) \\
& \quad \text{(Cauchy-Schwarz inequality: } \sum_{i=m+1}^{h+p-1} \psi_{w,i}^{1/2} \psi_{w,i-m}^{1/2} \leq \sum_{i=0}^{h+p-1} \psi_{w,i} \text{)} \\
& \leq \text{constant} * \left(\sum_{i=0}^{h+p-1} \psi_{w,i} \right)^2
\end{aligned}$$

The last inequality is because p is finite order, $\sup_{j \in (h, h+p)} \psi_{w,j}^{1/2} \leq \sum_{j=0}^{h+p-1} \psi_{w,j}^{1/2}$, and $(\sum_{j=0}^{h+p-1} \psi_{w,j}^{1/2})$ is finite when $\delta = 0$, such that

$$\begin{aligned}
\sum_{j=0}^{h+p-1} \psi_{w,j}^{1/2} &= \sum_{j=0}^{h+p-1} \left\| \sum_{i=\max(1, j-h+1)}^{\min(p, j)} w_i \Psi_{1 \bullet, h-j+i-1} \right\| \\
&\leq \sum_{j=0}^{h+p-1} \left\| \sum_{i=1}^p w_i \Psi_{1 \bullet, h-j+i-1} \right\| \tag{D.172} \\
&= \sum_{i=1}^p \sum_{j=0}^{h+p-1} \left\| \Psi_{1 \bullet, h-j+i-1} \right\| \\
&\leq \sum_{i=1}^p \sum_{h=0}^{\infty} \left\| \Psi_{1 \bullet, h} \right\| \leq \text{constant}.
\end{aligned}$$

The last inequality is shown in (C.63), Lemma C.1 when $\delta = 0$.

3. Boundedness for the term with $\mathbb{1}_{\{i-p < m < i\}}$

$$\begin{aligned}
& \mathbb{1}_{\{i-p < m < i\}} \sum_{j=1}^{h+p-1} \sum_{i=1}^{j-1} \sum_{m=0}^{i-1} \psi_{w,i}^{1/2} \psi_{w,j}^{1/2} \psi_{w,i-m}^{1/2} \psi_{w,j-m}^{1/2} \\
&= \sum_{j=1}^{h+p-1} \sum_{i=1}^{j-1} \sum_{k=1}^{p-1} \psi_{w,i}^{1/2} \psi_{w,j}^{1/2} \psi_{w,k}^{1/2} \psi_{w,k+j-i}^{1/2} \\
&\quad (\text{replace } i-m \text{ by } k. \text{ Since } i-p < m < i, \text{ then } 0 < i-m < p) \\
&= \sum_{j=1}^{h+p-1} \sum_{n=1}^{j-1} \sum_{k=1}^{p-1} \psi_{w,j-n}^{1/2} \psi_{w,j}^{1/2} \psi_{w,k}^{1/2} \psi_{w,k+n}^{1/2} \tag{D.173} \\
&\quad (\text{denote } j-i = n) \\
&\leq (p-1) \sup_{k \in [1,p)} \psi_{w,k}^{1/2} \sum_{n=1}^{h+p-1} \psi_{w,k+n}^{1/2} \sum_{j=1}^{h+p-1} \psi_{w,j}^{1/2} \psi_{w,j-n}^{1/2} \\
&\leq \text{constant} * \left(\sum_{i=0}^{h+p-1} \psi_{w,i} \right)^2
\end{aligned}$$

The last inequality uses some intermediate results from (D.171):

1. $\sup_{m \in [1,p)} \psi_{w,m}^{1/2} \leq \sum_{i=0}^{h+p-1} \psi_{w,i}$.
2. $\sum_{n=1}^{h+p-1} \psi_{w,k+n}^{1/2} \leq \text{constant}$ when $\delta = 0$, similarly as (D.172).
3. $\sum_{j=1}^{h+p-1} \psi_{w,j}^{1/2} \psi_{w,j-n}^{1/2} \leq (\sum_{i=0}^{h+p-1} \psi_{w,i})$ by Cauchy-Schwarz inequality.

In summary, combining the result of (D.170), (D.171), (D.173), when $\delta = 0$, $T \rightarrow \infty$, $h \leq \bar{h} = \alpha T$ and $\alpha \in (0, 1)$,

$$(\bar{T} - p + 1)^{-1} (w' \Omega_{s,h} w)^{-2} \sum_{m=0}^{h+p-1} \sum_{j=1}^{h+p-1} \sum_{i \neq j} \psi_{w,i}^{1/2} \psi_{w,j}^{1/2} \psi_{w,i-m}^{1/2} \psi_{w,j-m}^{1/2} \xrightarrow{P} 0, \tag{D.174}$$

The convergence is because Lemma C.2 shows $0 < \underline{c}_\xi \sum_{j=1}^{h+p-1} \psi_{w,j} \leq w' \Omega_{s,h} w \leq \bar{c}_\xi \sum_{j=1}^{h+p-1} \psi_{w,j}$, and \underline{c}_ξ and \bar{c}_ξ are positive constant.

Combining the convergence shown in (D.161) for cases of $\delta = 1, 2$, we have shown the boundedness for the term in (D.159) such that

$$(\bar{T} - p + 1)^{-1} (w' \Omega_{s,h} w)^{-2} \sum_{m=0}^{\bar{T}-p+h+p-1} \sum_{j=1}^{h+p-1} \sum_{i \neq j} |\text{Cov}(\xi_{i,0} \xi_{j,0}, \xi_{i-m,m} \xi_{j-m,m})| \xrightarrow{P} 0. \tag{D.175}$$

for any $\delta = 0, 1, 2$. Combining the convergence of (D.158), we show the convergence,

$$\text{Var} \left((\bar{T} - p + 1)^{-1} \sum_{t=p}^{\bar{T}} (w' s_{t,h}^*)^2 / w' \Omega_{s,h} w \right) \xrightarrow{p} 0. \quad (\text{D.176})$$

Thus, the proof is complete. □

D.10. Lemma A.4

PROOF. First we write $\mathbb{E}[(w's_{t,h}^*)^4] = \mathbb{E}[(\sum_{j=1}^{h+p-1} \xi_{j,t})^4]$, as shown in (D.138) that $w's_{t,h}^* = \sum_{j=1}^{h+p-1} \xi_{j,t}$, where $\xi_{j,t} = u_t'(\sum_{i=\max(1,j-h+1)}^{\min(p,j)} w_i \Psi_{1\bullet, h-j+i-1}) u_{t+j}$. Because of the mean-independence assumption, it is readily to check that $\mathbb{E}[\xi_{i,t}^3 \xi_{j,t}] = 0, \forall i \neq j$:

$$\begin{aligned}
& \mathbb{E}[\xi_{i,t}^3 \xi_{j,t}] \\
&= \mathbb{E}[E[\xi_{i,t}^3 \xi_{j,t} \mid u_t, u_{t+i}]] \\
&= \mathbb{E}[\xi_{i,t}^3 (\sum_{i=\max(1,j-h+1)}^{\min(p,j)} w_i' u_t \Psi_{1\bullet, h-j+i-1}) \mathbb{E}[u_{t+j} \mid u_t, u_{t+i}]] \\
&= 0 \text{ (by mean-independence, } \mathbb{E}[u_{t+j} \mid u_t, u_{t+i}] = 0 \text{)}
\end{aligned} \tag{D.177}$$

Similarly, $\mathbb{E}[\xi_k^2 \xi_{i,t} \xi_{j,t}] = 0, \forall i \neq j$. Thus,

$$\begin{aligned}
& \mathbb{E}[(w's_{t,h}^*)^4] \\
&= \mathbb{E}[(\sum_{j=1}^{h+p-1} \xi_{j,t})^4] \\
&= \sum_{j=1}^{h+p-1} \mathbb{E}[\xi_{j,t}^4] + 6 \sum_{j=1}^{h+p-1} \sum_{l=j+1}^{h+p-1} \mathbb{E}[\xi_{j,t}^2 \xi_l^2].
\end{aligned} \tag{D.178}$$

Then, we show the boundedness of $\mathbb{E}[\xi_{j,t}^4]$ and $\mathbb{E}[\xi_{j,t}^2 \xi_l^2]$.

$$\begin{aligned}
& \mathbb{E}[\xi_{j,t}^4] \\
&= \mathbb{E}[(\sum_{i=\max(1,j-h+1)}^{\min(p,j)} w_i' u_t \Psi_{1\bullet, h-j+i-1} u_{t+j})^4] \\
&\leq \mathbb{E}[\|\sum_{i=\max(1,j-h+1)}^{\min(p,j)} w_i' u_t \Psi_{1\bullet, h-j+i-1}\|^4 \|u_{t+j}\|^4] \\
&= \mathbb{E}[\|u_t\|^4 \|\sum_{i=\max(1,j-h+1)}^{\min(p,j)} w_i \Psi_{1\bullet, h-j+i-1}\|^4 \|u_{t+j}\|^4] \\
&\leq \|\sum_{i=\max(1,j-h+1)}^{\min(p,j)} w_i \Psi_{1\bullet, h-j+i-1}\|^4 \mathbb{E}[\|u_t\|^8] \\
&= \psi_{w,j}^2 \mathbb{E}[\|u_t\|^8].
\end{aligned} \tag{D.179}$$

Also,

$$\begin{aligned}
& \mathbb{E}[\xi_{j,t}^2 \xi_l^2] \\
&= \mathbb{E}\left[\left(\sum_{i=\max(1,j-h+1)}^{\min(p,j)} w'_i u_t \Psi_{1,\bullet,h-j+i-1} u_{t+j}\right)^2 \left(\sum_{i=1}^{\min(p,l)} w'_i u_t \Psi_{1,\bullet,h-l+i-1} u_{t+l}\right)^2\right] \\
&\leq \mathbb{E}[\|u_t\|^4 \|u_{t+j}\|^2 \|u_{t+l}\|^2] \left\| \sum_{i=\max(1,j-h+1)}^{\min(p,j)} w'_i \Psi_{1,\bullet,h-j+i-1} \right\|^2 \left\| \sum_{i=1}^{\min(p,l)} w'_i \Psi_{1,\bullet,h-l+i-1} u_{t+l} \right\|^2 \\
&\quad (\text{since } \left(\sum_{i=\max(1,j-h+1)}^{\min(p,j)} w'_i u_t \Psi_{1,\bullet,h-j+i-1} u_{t+j}\right)^2 \leq \|u_t\|^2 \|u_{t+j}\|^2 \left\| \sum_{i=\max(1,j-h+1)}^{\min(p,j)} w'_i \Psi_{1,\bullet,h-j+i-1} \right\|^2) \\
&\leq \mathbb{E}[\|u_t\|^8] \left\| \sum_{i=\max(1,j-h+1)}^{\min(p,j)} w'_i \Psi_{1,\bullet,h-j+i-1} \right\|^2 \left\| \sum_{i=1}^{\min(p,l)} w'_i \Psi_{1,\bullet,h-l+i-1} u_{t+l} \right\|^2 \\
&= \mathbb{E}[\|u_t\|^8] \psi_{w,j} \psi_{w,l}
\end{aligned} \tag{D.180}$$

Now, let's wrap up all results for $\mathbb{E}[(w' s_{t,h}^*)^4 / (w' \Omega_{s,h} w)^2]$. The numerator is bounded from above:

$$\begin{aligned}
\mathbb{E}[(w' s_{t,h}^*)^4] &= \sum_{j=1}^{h+p-1} \mathbb{E}[\xi_{j,t}^4] + 6 \sum_{j=1}^{h+p-1} \sum_{l=j+1}^{h+p-1} \mathbb{E}[\xi_{j,t}^2 \xi_l^2] \\
&\leq \mathbb{E}[\|u_t\|^8] \left(\sum_{j=1}^{h+p-1} \psi_{w,j}^2 + 6 \sum_{j=1}^{h+p-1} \sum_{l=j+1}^{h+p-1} \psi_{w,j} \psi_{w,l} \right) \\
&\leq \mathbb{E}[\|u_t\|^8] 3 \left(\sum_{j=1}^{h+p-1} \psi_{w,j} \right)^2.
\end{aligned} \tag{D.181}$$

By (D.140) and (D.141) in the proof of Lemma C.2, $w' \Omega_{s,h} w = \sum_{j=1}^{h+p-1} \mathbb{E}[\xi_{j,t}^2]$ and

$$\frac{c_\xi^2}{c_\xi^2} \left(\sum_{j=1}^{h+p-1} \psi_{w,j} \right)^2 \leq (w' \Omega_{s,h} w)^2 \leq \bar{c}_\xi^2 \left(\sum_{j=1}^{h+p-1} \psi_{w,j} \right)^2 \tag{D.182}$$

Combining (D.181) and (D.182) and bounded eighth moment of u_t (Assumption 4.2(i)) yields

$$\mathbb{E}[(w' s_{t,h}^*)^4 / (w' \Omega_{s,h} w)^2] \leq 3 \mathbb{E}[\|u_t\|^8] / c_\xi^2 < c_0 < \infty \tag{D.183}$$

for some constant c_0 . It completes the proof. \square

D.11. Lemma A.5

PROOF. Proof of (C.72): The convergence in probability will be proved by Cheybeshev's inequality. First, $T^{-1}\mathbb{E}[\sum_{t=1}^T u_t u_t'] = \Sigma_u$. Then, we need to show its variance converges to zero. Without loss of generality, we focus on i -th element of u_t ,

$$\begin{aligned} & \text{Var}(T^{-1} \sum_{t=1}^T u_{i,t}^2) \\ &= T^{-1} \sum_{|m|=0}^T (1 - \frac{|m|}{T}) \text{Cov}(u_{i,0}^2, u_{i,m}^2) \\ &\leq \frac{2}{T} \sum_{|m|=0}^T |\text{Cov}(u_{i,0}^2, u_{i,m}^2)| \end{aligned} \quad (\text{D.184})$$

By Assumption 4.2(ii), the autocovariance of $u_t \otimes u_t$ is absolutely summable. Thus, $\sum_{|m|=0}^T |\text{Cov}(u_{i,0}^2, u_{i,m}^2)|$ is bounded by a constant from above and it induces the last expression above converges to zero in probability. In summary, using Cheybeshev's inequality we could show the convergence (C.72).

Proof of (C.73) (Similarly for (C.77) and (C.82)):

Given x_t contains p -lag y_t 's and z_t contains p -lag u_t 's, to prove (C.73), it is sufficient to prove

$$\lim_{T \rightarrow \infty} T^{-1} \sum_{t=1}^T y_t u'_{t+k} \xrightarrow{P} 0 \quad (\text{D.185})$$

$$\lim_{T \rightarrow \infty} T^{-1} \sum_{t=1}^T y_t u'_{t-k} \xrightarrow{P} \Psi_k \Sigma_u \quad (\text{D.186})$$

for $k \geq 0$. Here, we use the information that when $\delta = 0$, y_t is stationary, such that $y_t = \sum_{i=0}^{\infty} \Psi_i u_{t-i}$. We first show the convergence of (D.185),

$$\begin{aligned} & \|T^{-1} \sum_{t=1}^T y_t u'_{t+k}\| \\ &= \|T^{-1} \sum_{t=1}^T \sum_{i=0}^{\infty} \Psi_i u_{t-i} u'_{t+k}\| \\ &= \|\sum_{i=0}^{\infty} \Psi_i T^{-1} \sum_{t=1}^T u_{t-i} u'_{t+k}\| \\ &\leq \sum_{i=0}^{\infty} \|\Psi_i\| \|T^{-1} \sum_{t=1}^T u_{t-i} u'_{t+k}\| \\ &\xrightarrow{P} 0 \quad (\text{as } \sum_{i=0}^{\infty} \|\Psi_i\| \text{ is bounded by a constant shown in (C.63), Lemma C.1 when } \delta = 0) \end{aligned} \quad (\text{D.187})$$

The convergence $\|T^{-1} \sum_{t=1}^T u_t u'_{t+k}\| \xrightarrow{P} 0$ for all $k > 0$ can be readily checked element-by-element by Chebyshev's inequality. Due to mean-independence by Assumption 4.1, its mean equals to zero. Its variance is given below

$$\begin{aligned}
& \text{Var}(T^{-1} \sum_{t=1}^T u_{i,t} u_{j,t+k}) \\
&= \mathbb{E}[(T^{-1} \sum_{t=1}^T u_{i,t} u_{j,t+k})^2] \\
&= T^{-2} \mathbb{E}[\sum_{t=1}^T u_{i,t}^2 u_{j,t+k}^2] \tag{D.188} \\
&\quad (\text{as mean-independence by Assumption 4.1}) \\
&\leq T^{-1} \mathbb{E}[\|u_t\|^2 \|u_{t+k}\|^2] \\
&\leq T^{-1} \mathbb{E}[\|u_t\|^4] \\
&\xrightarrow{P} 0 \quad (\text{bounded fourth moment implied by Assumption 4.2})
\end{aligned}$$

Next, we prove (D.186),

$$\begin{aligned}
& T^{-1} \sum_{t=1}^T y_t u'_{t-k} \\
&= T^{-1} \sum_{t=1}^T \sum_{j=0}^{\infty} \Psi_j u_{t-j} u'_{t-k} \\
&= T^{-1} \sum_{t=1}^T \sum_{j \neq k} \Psi_j u_{t-j} u'_{t-k} + T^{-1} \sum_{t=1}^T \Psi_j u_{t-k} u'_{t-k} \tag{D.189} \\
&= \sum_{j \neq k} \Psi_j T^{-1} \sum_{t=1}^T u_{t-j} u'_{t-k} + \Psi_j T^{-1} \sum_{t=1}^T u_{t-k} u'_{t-k} \\
&\xrightarrow{P} \Psi_j \Sigma_u.
\end{aligned}$$

The convergence is because we have shown $\|T^{-1} \sum_{t=1}^T u_t u'_{t+k}\| \xrightarrow{P} 0$ for all $k > 0$, and (C.72) shows $T^{-1} \sum_{t=1}^T u_{t-k} u'_{t-k} \xrightarrow{P} \Sigma_u$, and $\sum_{j=0}^{\infty} \|\Psi_j\|$ is bounded above by a constant when the data process is stationary $\delta = 0$ (given in (C.63), Lemma C.1). In summary, the proof is complete.

The proofs of convergence of (C.77) and (C.82) follow the similar procedure. It is due to the fact that when $\delta = 1$, $\Delta_{10} \tilde{x}_t$ contains p -lag $\Delta_{10} \tilde{y}_t$ and $\Delta_{10} \tilde{y}_t$ is stationary; when $\delta = 2$, $\Delta_{20} \tilde{x}_t$ contains p -lag $\Delta_{20} \tilde{y}_t$ and $\Delta_{20} \tilde{y}_t$ is stationary. Thus, the convergence of sample means of $\Delta_{10} \tilde{y}_t u_{t+k} / \Delta_{20} \tilde{y}_t u_{t-k}$ and $\Delta_{20} \tilde{y}_t u_{t+k} / \Delta_{20} \tilde{y}_t u_{t-k}$ can be shown in the same manner as the proofs for (D.185) / (D.186).

Proof of (C.74) (Similarly for (C.78) and (C.83)): First, the boundedness of (C.74) will be proved by Chebyshev's inequality. As $\Pi y_t = \tilde{y}_t$, Without loss of generality, we consider i -th element in \tilde{y}_t . First, $\mathbb{E}[T^{-1} \sum_{t=1}^T \tilde{y}_{i,t}^2] = \mathbb{E}[\tilde{y}_{i,t}^2]$ which is a constant term since $\tilde{y}_t = B_0(L)u_t$ is a covariance

stationary process. Then, we need to show its variance is bounded above by a constant.

$$\begin{aligned}
& \text{Var}(T^{-1} \sum_{t=1}^T \tilde{y}_{i,t}^2) \\
&= T^{-2} \text{Var}(\sum_{t=1}^T \tilde{y}_{i,t}^2) \\
&\leq \max_{1 \leq t \leq T} \text{Var}(\tilde{y}_{i,t}^2) \\
&\leq \max_{1 \leq t \leq T} \mathbb{E}[y_{i,t}^4]
\end{aligned} \tag{D.190}$$

The last expression is a $O_p(1)$ term as shown in (C.89), Lemma C.7.

Next, we prove (C.78). Similar to the proof of (C.74), we need to check that the term has a bounded mean and variance. Note that the first $(p-1)K$ elements in G_{1,Tx_t} are lagged $\Delta_{10}\tilde{y}_t$'s, which are covariance stationary. Thus, its sample variance has a finite mean and variance, as can be proved in a similar manner to the proof for (C.74). The last K elements are potentially non-stationary processes scaled by a probability scaling matrix, $\Upsilon_1\tilde{y}_{t-p}$. Without loss of generality, we focus on its i -th element. Recall the i -th element on the main diagonal of Υ_1 is $g_{i,1}^{-1/2}$. The mean is bounded as follows,

$$\mathbb{E}[T^{-1} \sum_{t=1}^T g_{i,1}^{-1} \tilde{y}_{i,t}^2] \leq \max_{1 \leq t \leq T} \mathbb{E}[g_{i,1}^{-1} \tilde{y}_{i,t}^2] \leq \max_{1 \leq t \leq T} \mathbb{E}[\|\Upsilon_1 \tilde{y}_t\|^4] = O_p(1), \tag{D.191}$$

by (C.90), Lemma C.7. Next, its variance is shown to be bounded as follows,

$$\text{Var}(T^{-1} \sum_{t=1}^T g_{i,1}^{-1} \tilde{y}_{i,t}^2) \leq \max_{1 \leq t \leq T} \text{Var}(g_{i,1}^{-1} \tilde{y}_{i,t}^2) \leq \max_{1 \leq t \leq T} \mathbb{E}[g_{i,1}^{-2} \tilde{y}_{i,t}^4] \leq \max_{1 \leq t \leq T} \mathbb{E}[\|\Upsilon_1 \tilde{y}_t\|^4] = O_p(1), \tag{D.192}$$

by (C.90), Lemma C.7. Thus, for each element in G_{1,Tx_t} , its sample variance has finite mean and variance. In turn, (C.78) is proved.

Lastly, we prove (C.83). Similar to the proof of (C.74). We need to check the term has bounded mean and variance. In particular, the first $(p-2)K$ elements in G_{2,Tx_t} are lagged $\Delta_{20}\tilde{y}_t = B_2(L)u_t$, which are covariance stationary. Thus, its sample variance has a finite mean and variance, as can be proved in a similar manner to the proof for (C.74). The second last K elements in G_{2,Tx_t} are potentially I(1) processes scaled by a probability scaling matrix $\Upsilon_1\Delta_{21}\tilde{y}_{t-p}$. Its sample variance has finite mean and variance, as can be proved in a similar manner to the proof for (C.78). Lastly, the last K elements in G_{2,Tx_t} are also potentially I(2) processes scaled by a probability scaling matrix $\Upsilon_2\tilde{y}_{t-p-1}$. To show its sample variance is bounded, without loss of generality, we focus on its i -th element. Its mean is shown bounded as follows,

$$\mathbb{E}[T^{-1} \sum_{t=1}^T g_{i,2}^{-1} \tilde{y}_{i,t}^2] \leq \max_{1 \leq t \leq T} \mathbb{E}[g_{i,2}^{-1} \tilde{y}_{i,t}^2] \leq \max_{1 \leq t \leq T} \mathbb{E}[\|\Upsilon_2 \tilde{y}_t\|^4] = O_p(1), \tag{D.193}$$

by (C.91), Lemma C.7. Next, its variance is shown to be bounded as follows,

$$\text{Var}(T^{-1} \sum_{t=1}^T g_{i,2}^{-1} \tilde{y}_{i,t}^2) \leq \max_{1 \leq t \leq T} \text{Var}(g_{i,2}^{-1} y_{i,t}^2) \leq \max_{1 \leq t \leq T} \mathbb{E}[g_{i,2}^{-2} \tilde{y}_{i,t}^4] \leq \max_{1 \leq t \leq T} \mathbb{E}[\|\mathcal{Y}_2 \tilde{y}_t\|^4] = O_p(1), \quad (\text{D.194})$$

by (C.91), Lemma C.7. Thus, for each element in $G_{2,T}x_t$, its sample variance has finite mean and variance. In turn, (C.83) is proved.

Proof of (C.75) (Similarly for (C.79), (C.80); and (C.84), (C.85)): the boundedness will be proved by Cheybeshev's inequality (finite mean and finite variance). As x_t contains p -lag y_t 's, without loss of generality, it is equivalent to show $T^{-1/2} \sum_{t=1}^T u_{i,t+k} y_{j,t} = O_p(1)$ for all $k > 0$ and any $i = 1, 2, \dots, K$. By mean-independence assumption (Assumption 4.1, the mean $\mathbb{E}[T^{-1/2} \sum_{t=1}^T u_{i,t+k} y_{j,t}] = 0$. Then, we need to show its variance is bounded above by a constant.

$$\begin{aligned} & \text{Var}(T^{-1/2} \sum_{t=1}^T u_{i,t+k} y_{j,t}) \\ &= \mathbb{E}[(T^{-1/2} \sum_{t=1}^T u_{i,t+k} y_{j,t})^2] \\ &= T^{-1} \sum_{t=1}^T \mathbb{E}[y_{j,t}^2 u_{i,t-k}^2] \tag{D.195} \\ & \quad (\text{due to mean independence by Assumption 4.1}) \\ &= \mathbb{E}[y_{j,t}^2 u_{i,t-k}^2] \\ & \quad (\text{as } y_t \text{ is covariance stationary when } \delta = 0) \\ &\leq \mathbb{E}[y_{j,t}^4]^{1/2} \mathbb{E}[u_{i,t}^4]^{1/2} \end{aligned}$$

The last expression is a $O_p(1)$ term because $y_t = \Pi^{-1} \tilde{y}_t$, Π is a non-singular rotation matrix, \tilde{y}_t has boundedness of fourth moments shown in (C.89) of Lemma C.7 when $\delta = 0$, and u_t has bounded fourth moment by Assumption 4.2.

Then we prove (C.79) and (C.80). The boundedness will be proved in the similar manner as (C.75). We will show both expressions have finite mean and finite variable. The mean of two expressions are equal to zero because of mean independence of u_t . The boundedness of the variance is shown through the fourth moment of u_t and $G_{1,T}x_t$. When $\delta = 1$, the first $(p-1)K$ elements in $G_{1,T}x_t$ is stationary and thereby its fourth moment can be shown as bounded in a similar manner as the proof for (C.89); its last K elements in $G_{1,T}x_t$ is lagged $\mathcal{Y}_1 \tilde{y}_t$ whose fourth moment is shown as bounded in (C.90) in Lemma C.7.

Lastly we prove (C.84) and (C.85). The boundedness will be proved in the similar manner as (C.75). We will show both expressions have finite mean and finite variable. The mean of two expressions are equal to zero because of mean independence of u_t . The boundedness of the variance is shown through the fourth moment of u_t and $G_{2,T}x_t$. When $\delta = 2$, the first $(p-2)K$ elements in $G_{2,T}x_t$ are stationary whose fourth moment can be shown as bounded in a similar manner as the proof for (C.89); its second last K elements ($\mathcal{X}_1 \Delta_{21} \tilde{y}_{t-p+2}$) is potentially non-stationary process

whose fourth moment can be shown as bounded in a similar manner as the proof for (C.90); its last K element ($Y_2 \tilde{y}_{t-p+1}$) has bounded fourth moment shown in (C.91) in Lemma C.7.

In summary, (C.79), (C.80) and (C.84), (C.85) are bounded above by a constant almost surely because all of these terms have zero mean and finite variance.

Proof of (C.76) (Similarly for (C.81) and (C.86)): Expand $e_{t,h} = \sum_{i=0}^{h-1} \Psi_{1\bullet,i} u_{t+h-1}$. Given $\sum_{i=0}^{h-1} \|\Psi_i\|^2 = O_p(1)$ by (C.64) of Lemma C.1 and $\|\bar{T}^{-1/2} \sum_{t=p}^{T-h} x_t u'_{t+k}\| = O_p(1)$ by (C.75) for the case of $\delta = 0$, $\|\bar{T}^{-1/2} \sum_{t=p}^{T-h} x_t e_{t+k,h}\| \leq \sum_{i=0}^{h-1} \|\Psi_i\|^2 \|\bar{T}^{-1/2} \sum_{t=p}^{T-h} x_t u'_{t+h-i,h}\| = O_p(1)$. Similarly, (C.81)/(C.86) can be proved by using the results of (C.66) and (C.79) / (C.68) and (C.84). \square

D.12. Lemma A.6PROOF. **Proof** of (C.87):

$$\begin{aligned}
& \|\bar{T}^{-1/2} \sum_{t=p}^{T-h} (\hat{z}_t - z_t) x_t' G'_{\delta,T}\| \\
&= \sum_{i=0}^{p-1} \|\bar{T}^{-1/2} \sum_{t=p}^{T-h} (\hat{u}_{t-i} - u_{t-i}) x_t' G'_{\delta,T}\| \\
&= \sum_{i=0}^{p-1} \|\bar{T}^{-1/2} \sum_{t=1}^T u_t x_t' G'_{\delta,T} (\sum_{t=1}^T G_{\delta,T} x_t x_t' G'_{\delta,T})^{-1} \sum_{t=p}^{T-h} G_{\delta,T} x_{t-i} x_t' G'_{\delta,T}\| \\
&\leq (\frac{\bar{T}}{T})^{1/2} \sum_{i=0}^{p-1} \|T^{-1/2} \sum_{t=1}^T u_t x_t' G'_{\delta,T}\| \| (T^{-1} \sum_{t=1}^T G_{\delta,T} x_t x_t' G'_{\delta,T})^{-1} \| \|\bar{T}^{-1} \sum_{t=p}^{T-h} G_{\delta,T} x_{t-i} x_t' G'_{\delta,T}\| \\
&= O_p(1).
\end{aligned} \tag{D.196}$$

By Lemma C.5, $\|T^{-1/2} \sum_{t=1}^T u_t x_t' G'_{\delta,T}\|$ and $\|\bar{T}^{-1} \sum_{t=p}^{T-h} G_{\delta,T} x_{t-i} x_t' G'_{\delta,T}\|$ are $O_p(1)$ terms for $\delta = 0, 1, 2$. Also, $\|(T^{-1} \sum_{t=1}^T G_{\delta,T} x_t x_t' G'_{\delta,T})^{-1}\|$ is bounded above by a constant almost surely by Assumption 5.1, and $\bar{T}/T < 1$. Thus, (C.87) is proved.

Proof of (C.88):

$$\begin{aligned}
& \frac{1}{(w' \Omega_{\beta,h} w)^{1/2}} \|\bar{T}^{-1/2} \sum_{t=p}^{T-h} (\hat{z}_t - z_t) e_{t,h}\| \\
&= \frac{1}{(w' \Omega_{\beta,h} w)^{1/2}} \sum_{i=0}^{p-1} \|\bar{T}^{-1/2} \sum_{t=p}^{T-h} (\hat{u}_{t-i} - u_{t-i}) e_{t,h}\| \\
&= \frac{1}{(T w' \Omega_{\beta,h} w)^{1/2}} \sum_{i=0}^{p-1} \| (T^{-1/2} \sum_{t=p}^T u_t x_t') (T^{-1} \sum_{t=p}^T x_t x_t')^{-1} (\bar{T}^{-1/2} \sum_{t=p}^{T-h} x_{t-i} e_{t,h}) \| \\
&= \frac{1}{(T w' \Omega_{\beta,h} w)^{1/2}} \sum_{i=0}^{p-1} \| (T^{-1/2} \sum_{t=p}^T u_t x_t' G'_{\delta,T}) (T^{-1} \sum_{t=p}^T G_{\delta,T} x_t x_t' G'_{\delta,T})^{-1} \\
&\quad (T^{-1/2} \sum_{t=p}^{T-h} G_{\delta,T} x_{t-i} e_{t,h}) \| \\
&\leq \frac{1}{(T w' \Omega_{\beta,h} w)^{1/2}} \sum_{i=0}^{p-1} \|T^{-1/2} \sum_{t=p}^T u_t x_t' G'_{\delta,T}\| \| (T^{-1} \sum_{t=p}^T G_{\delta,T} x_t x_t' G'_{\delta,T})^{-1} \| \\
&\quad \|T^{-1/2} \sum_{t=p}^{T-h} G_{\delta,T} x_{t-i} e_{t,h}\| \\
&\xrightarrow{p} 0
\end{aligned} \tag{D.197}$$

By Lemma C.5, $\|T^{-1/2}\sum_{t=p}^T u_t x_t' G'_{\delta,T}\|$ is a $O_p(1)$ term in the limit for $\delta = 0, 1, 2$; and $\|T^{-1/2}\sum_{t=p}^{T-h} G_{\delta,T} x_{t-i} e_{t,h}\|$ is a $O_p(1)$, $O_p(h)$, and $O_p(h^2)$ term in the limit for $\delta = 0, 1$, and 2 , respectively. Also, $\|(T^{-1}\sum_{t=1}^T G_{\delta,T} x_t x_t' G'_{\delta,T})^{-1}\|$ is bounded above by a constant almost surely by Assumption 5.1, and $w'\Omega_{\beta,h}w$ is bounded below by a constant shown in Lemma (C.2). In summary, when $\delta = 0$, the product of all three norms is $O_p(1)$ and the convergence holds as $T \rightarrow \infty$; when $\delta = 1$, the product of all three norms is bounded by a $O_p(h)$ term, given the condition imposed on horizon h , $\frac{h}{T} \max(1, \frac{h}{w'\Omega_{\beta,h}w}) \xrightarrow{P} 0$, the convergence holds; lastly, when $\delta = 2$, the product of all three norms is bounded by a $O_p(h^2)$ term, given the condition imposed on horizon h , $\frac{h^3}{T} \max(1, \frac{h}{w'\Omega_{\beta,h}w}) \xrightarrow{P} 0$, the convergence holds. In summary, (C.88) is proved. \square

D.13. Lemma A.7

PROOF. Denote $\tilde{\Psi}_h = \Pi\Psi_h$. Without loss of generality, the proof will focus on the first element of \tilde{y}_t . We first write $\tilde{y}_{1,t}$ as the summation of the product of impulse response functions and past innovations, and the boundedness will be proved case by case for $\delta \in \{0, 1, 2\}$.

$$\begin{aligned}
& \max_{1 \leq t \leq T} \mathbb{E}[\tilde{y}_{1,t}^4] \\
&= \max_{1 \leq t \leq T} \mathbb{E}\left[\left(\sum_{l=0}^t \tilde{\Psi}_{1,\bullet,l} u_{t-l}\right)^4\right] \\
&\leq \max_{1 \leq t \leq T} \sum_{l=0}^t \|\tilde{\Psi}_{1,\bullet,l}\|^4 \mathbb{E}[\|u_{t-l}\|^4] + 6 \sum_{l_1=0}^t \sum_{l_2 \neq l_1}^t \|\tilde{\Psi}_{1,\bullet,l_1}\|^2 \|\tilde{\Psi}_{1,\bullet,l_2}\|^2 \mathbb{E}[\|u_{t-l_1}\|^2 \|u_{t-l_2}\|^2] \quad (\text{D.198}) \\
&\quad (\text{By mean-independence assumption}) \\
&\leq \mathbb{E}[\|u_t\|^4] \max_{1 \leq t \leq T} 3 \left(\sum_{l=0}^t \|\tilde{\Psi}_{1,\bullet,l}\|^2 \right)^2.
\end{aligned}$$

Since $\mathbb{E}[\|u_t\|^4]$ is finite, the boundedness of the fourth moment depends on the term $\max_{1 \leq t \leq T} \left(\sum_{l=0}^t \|\tilde{\Psi}_{1,\bullet,l}\|^2 \right)^2$.

Case 1: $\delta = 0$.

In this case, (C.64) in Lemma C.1 has shown that $\sum_{h=0}^{\infty} \|\Psi_h\|^2$ is bounded by a constant. As $\tilde{\Psi} = \Pi\Psi$ and Π is a constant matrix, $\max_{1 \leq t \leq T} \mathbb{E}[\tilde{y}_{1,t}^4]$ is bounded above by a constant.

Case 2: $\delta = 1$.

In Appendix (D.7), we have shown that $\tilde{\Psi}_h = \sum_{i=0}^h P_1^i J_1 \mathbf{B}_1^i J_1'$ when $\delta = 1$. As P_1 is diagonal

matrix, it yields,

$$\begin{aligned}
\|\tilde{\Psi}_{1\bullet, h}\| &\leq \sum_{l=0}^h |\rho_{1,1}|^{h-l} \|\mathbf{B}_1^l\| \\
&\leq \sum_{l=0}^h |\rho_{1,1}|^{h-l} c_1 (1-\varepsilon)^l \\
&= \max(|\rho_{1,1}|, 1-\varepsilon/2)^h c_1 \sum_{l=0}^h \frac{|\rho_{1,1}|^{h-l}}{\max(|\rho_{1,1}|, 1-\varepsilon/2)^h} (1-\varepsilon)^l \\
&\leq \max(|\rho_{1,1}|, 1-\varepsilon/2)^h c_1 \sum_{l=0}^h \left(\frac{1-\varepsilon}{\max(|\rho_{1,1}|, 1-\varepsilon/2)} \right)^l \\
&\quad (\text{as } \frac{|\rho_{1,1}|^{h-l}}{\max(|\rho_{1,1}|, 1-\varepsilon/2)^h} \leq \max(|\rho_{1,1}|, 1-\varepsilon/2)^{-l}) \\
&\leq \max(|\rho_{1,1}|, 1-\varepsilon/2)^h c_1 \frac{1}{1 - \frac{1-\varepsilon}{\max(|\rho_{1,1}|, 1-\varepsilon/2)}} \\
&\leq c_1 \left(\frac{2}{\varepsilon} - 1 \right) \max(|\rho_{1,1}|, 1-\varepsilon/2)^h \\
&\quad (\text{as } \frac{1-\varepsilon}{\max(|\rho_{1,1}|, 1-\varepsilon/2)} \leq \frac{1-\varepsilon}{1-\varepsilon/2} = 1 - \frac{\varepsilon}{2-\varepsilon})
\end{aligned} \tag{D.199}$$

Then, we show the boundedness,

$$\begin{aligned}
\max_{1 \leq t \leq T} \sum_{l=0}^t \|\tilde{\Psi}_{1\bullet, l}\|^2 &\leq \sum_{l=0}^T \|\tilde{\Psi}_{1\bullet, l}\|^2 \\
&\leq c_1^2 \left(\frac{2}{\varepsilon} - 1 \right)^2 \sum_{l=0}^T \max(|\rho_{1,1}|, 1-\varepsilon/2)^{2l} \\
&\quad (\text{the upper bound of } \|\tilde{\Psi}_{1\bullet, l}\| \text{ when } \delta = 1 \text{ is given in (D.199)}) \\
&\leq c_1^2 \left(\frac{2}{\varepsilon} - 1 \right)^2 \max \left(\min \left(\frac{1}{1-|\rho_{1,1}|^2}, T \right), \frac{1}{1-(1-\varepsilon/2)^2} \right) \\
&\quad \left(\sum_{l=0}^T |\rho_{1,1}|^{2l} \leq \min \left(\frac{1}{1-|\rho_{1,1}|^2}, T \right), \quad \sum_{l=0}^T (1-\varepsilon/2)^{2l} \leq \frac{1}{1-(1-\varepsilon/2)^2} \right) \\
&\leq \text{constant} * \min \left(\frac{1}{1-|\rho_{1,1}|}, T \right) \\
&\quad (\text{as } |\rho_{1,1}| \leq 1, \min \left(\frac{1}{1-|\rho_{1,1}|^2}, T \right) \leq \min \left(\frac{1}{1-|\rho_{1,1}|}, T \right) \equiv g_{1,1}) \\
&\equiv \text{constant} * g_{1,1}.
\end{aligned} \tag{D.200}$$

Since Υ_1 is a diagonal matrix whose the first element is $g_{1,1}^{-1/2}$, (D.200) yields that $\max_{1 \leq t \leq T} (\sum_{l=0}^t \|\tilde{\Psi}_{1,\bullet,t}\|^2)$ divided by $g_{1,1}^2$ produces a constant term. Thus, it proves that $\max_{1 \leq t \leq T} \mathbb{E}[\|\Upsilon_1 \tilde{y}_t\|^4] = O_p(1)$.

Case 3: $\delta = 2$. In Appendix (D.7), we have shown that $\tilde{\Psi}_h = \sum_{i=0}^h P_2^i \left(\sum_{j=0}^{h-i} P_1^j J_1 \mathbf{B}_1^{h-i-j} J_1' \right)$ when $\delta = 2$. As P_1, P_2 are diagonal matrices, it yields

$$\begin{aligned}
& \|\tilde{\Psi}_{1,\bullet,h}\| \\
& \leq \sum_{l_1=0}^h |\rho_{1,2}|^{l_1} \sum_{l_2=0}^{h-l_1} |\rho_{1,1}|^{l_2} \|\mathbf{B}_2^{h-l_1-l_2}\| \\
& \leq c_1 \left(\frac{2}{\varepsilon} - 1\right) \sum_{l_1=0}^h |\rho_{1,2}|^{l_1} \max(|\rho_{1,1}|, 1 - \varepsilon/2)^{h-l_1} \\
& \leq c_1 \left(\frac{2}{\varepsilon} - 1\right) \max(|\rho_{1,2}|, 1 - \varepsilon/4)^h \sum_{l_1=0}^h \frac{|\rho_{1,2}|^{l_1}}{\max(|\rho_{1,2}|, 1 - \varepsilon/4)^h} \max(|\rho_{1,1}|, 1 - \varepsilon/2)^{h-l_1} \quad (\text{D.201}) \\
& \leq c_1 \left(\frac{2}{\varepsilon} - 1\right) \max(|\rho_{1,2}|, 1 - \varepsilon/4)^h \sum_{l_1=0}^h \left(\frac{\max(|\rho_{1,1}|, 1 - \varepsilon/2)}{\max(|\rho_{1,2}|, 1 - \varepsilon/4)} \right)^{l_1} \\
& \quad (\text{because } \frac{|\rho_{1,2}|^{l_1}}{\max(|\rho_{1,2}|, 1 - \varepsilon/4)^h} \leq \max(|\rho_{1,2}|, 1 - \varepsilon/4)^{l_1-h})
\end{aligned}$$

Then, the boundedness of $\sum_{l=0}^T \|\tilde{\Psi}_{1,\bullet,l}\|^2$ will be discussed under the following two circumstances. The purpose that the proof is illustrated in two cases is when $\rho_{1,1}$ is close to unit circle, the definition of the parameter space restrict $|\rho_{1,2}| = 1$; on the other hand, when $\rho_{1,1}$ is bounded away from the unit circle, two roots $\rho_{1,1}, \rho_{1,2}$ can be arbitrarily close to each other.

Circumstance 1: $|\rho_{1,1}| \leq 1 - \varepsilon/2$. The last expression of (D.201) is less than

$$c_1 \left(\frac{2}{\varepsilon} - 1\right) \left(\frac{4}{\varepsilon} - 1\right) \max(|\rho_{1,2}|, 1 - \varepsilon/4)^h, \quad (\text{D.202})$$

since $\sum_{l_1=0}^h \left(\frac{\max(|\rho_{1,1}|, 1 - \varepsilon/2)}{\max(|\rho_{1,2}|, 1 - \varepsilon/4)} \right)^{l_1} \leq \sum_{l_1=0}^{\infty} \left(\frac{1 - \varepsilon/2}{1 - \varepsilon/4} \right)^{l_1} = \frac{4}{\varepsilon} - 1$. As $c_1 \left(\frac{2}{\varepsilon} - 1\right) \left(\frac{4}{\varepsilon} - 1\right)$ is constant and

$\sum_{l_1=0}^{\infty} (1 - \varepsilon/4)^{2l_1}$ is bounded by a constant from above, it yields

$$\begin{aligned}
\sum_{l=0}^T \|\tilde{\Psi}_{1,\bullet,l}\|^2 &\leq \sum_{l=0}^T c_1 \left(\frac{2}{\varepsilon} - 1\right) \left(\frac{4}{\varepsilon} - 1\right) \max(|\rho_{1,2}|, 1 - \varepsilon/4)^l \\
&\quad \text{(use the result of (D.202))} \\
&\leq \text{constant} * \min\left(\frac{1}{1 - |\rho_{1,2}|}, T\right)^2 \\
&\quad \left(\text{as } \sum_{l=0}^T |\rho_{1,2}|^l \leq \min\left(\frac{1}{1 - |\rho_{1,2}|^2}, T\right), \quad \sum_{l=0}^T (1 - \varepsilon/4)^l \leq \frac{4}{\varepsilon}\right) \\
&= \text{constant} * g_{i,2}.
\end{aligned} \tag{D.203}$$

The last inequality is because $g_{i,2} = \min\left(\frac{1}{1 - |\rho_{1,1}|}, T\right)^2 \min\left(\frac{1}{1 - |\rho_{1,2}|}, T\right)$ and the term $\left(\frac{1}{1 - |\rho_{1,1}|}, T\right)$ is bounded by a constant from above given $|\rho_{1,1}| \leq 1 - \varepsilon/2$ in this circumstance. Note that the ‘constant’ term in the last expression may not be identical the the ‘constant’ term in the second last expression, as it shall take account of the constant upper bound for $\left(\frac{1}{1 - |\rho_{1,1}|}, T\right)$. In summary, $\max_{1 \leq l \leq T} (\sum_{l=0}^l \|\tilde{\Psi}_{1,\bullet,l}\|^2)^2$ divided by $g_{1,2}^2$ produces a constant term under $\delta = 2$ and $|\rho_{1,1}| \leq 1 - \varepsilon/2$.

Circumstance 2: $|\rho_{1,1}| \geq 1 - \varepsilon/2$. Given the definition of the parameter space, $|\rho_{1,2}| = 1$ once $|\rho_{1,1}| \geq 1 - \varepsilon/2$. Thus, the last expression of (D.201) is less than

$$c_1 \left(\frac{2}{\varepsilon} - 1\right) \sum_{l_1=0}^h |\rho_{1,1}|^{l_1}. \tag{D.204}$$

It yields

$$\begin{aligned}
&\sum_{h=0}^T \|\tilde{\Psi}_{1,\bullet,h}\|^2 \\
&\leq c_1^2 \left(\frac{2}{\varepsilon} - 1\right)^2 \sum_{h=0}^T \left(\sum_{l_1=0}^h |\rho_{1,1}|^{l_1}\right)^2 \\
&\leq c_1^2 \left(\frac{2}{\varepsilon} - 1\right)^2 \sum_{h=0}^T \min\left(\frac{1 - |\rho_{1,1}|^{h+1}}{1 - |\rho_{1,1}|}, h\right)^2 \\
&\leq c_1^2 \left(\frac{2}{\varepsilon} - 1\right)^2 \sum_{h=0}^T \min\left(\frac{1}{(1 - |\rho_{1,1}|)^2}, h^2\right) \\
&= c_1^2 \left(\frac{2}{\varepsilon} - 1\right)^2 \min\left(\frac{T}{(1 - |\rho_{1,1}|)^2}, O_p(T^3)\right)
\end{aligned} \tag{D.205}$$

In this case, $|\rho_{1,1}| \geq 1 - \varepsilon/2$ and $|\rho_{1,2}| = 1$. It yields $g_{i,2} \equiv \min\left(\frac{1}{1-|\rho_{1,1}|}, T\right)^2 \min\left(\frac{1}{1-|\rho_{1,2}|}, T\right) = T \min\left(\frac{1}{1-|\rho_{1,1}|}, T\right)^2 = \min\left(\frac{T}{(1-|\rho_{1,1}|)^2}, T^3\right)$. Given the last expression of (D.205), it induces that $(\sum_{h=0}^T \|\tilde{\Psi}_{1,\bullet,h}\|^2)^2 / g_{i,2}^2 = O_p(1)$. Thus, we have shown that the fourth moment of $\tilde{y}_{1,t}$ scaled by $g_{1,2}^{-2}$ is bounded above by a constant when $\delta = 2$.

In summary, the proof of boundedness of the fourth moment of \tilde{y}_t is complete for $\delta = 0, 1, 2$. \square

E. Appendix: Algorithm for simulation-based inference

In this section, we present the Monte Carlo and bootstrap methodologies for hypothesis testing and constructing confidence intervals concerning two-stage GIR estimates.

E.1. Monte Carlo test (LMC and MMC) and confidence interval

In this subsection, we conduct simulation-based tests, namely the Local Monte Carlo test (LMC) and Maximized Monte Carlo test (MMC). The LMC test is an asymptotic Monte Carlo test relying on a consistent point estimator, whereas the MMC test, also an asymptotic Monte Carlo test, is predicated on a consistent set of estimators. The theoretical underpinnings of both LMC and MMC tests can be found in Dufour (2006).

To execute these Monte Carlo tests, it is imperative to specify the distribution of the innovation process. While the most prevalent assumption is an i.i.d. Gaussian distribution, theoretically any innovation process that fully defines its distribution can be employed, such as the t -distribution with unknown degrees of freedom or the alpha-distribution, which accounts for heavy tails. It is noteworthy that if the distribution encompasses nuisance parameter(s), the consistent estimator(s) of those parameter(s) must be encompassed within the consistent set (or points). For the sake of computational expediency, we opt for the i.i.d. Gaussian distribution in this subsection.

The procedure for LMC test is outlined below:

1. Fit the data with an unrestricted VAR(p) model, yielding the estimates $\hat{\Phi}_i$ for $i = 1, 2, \dots, p$ and $\hat{\Sigma}_u$.
2. Choose δ and conduct two-stage estimation, yielding the two-stage estimate $\hat{\beta}_h^{LA(\delta)-2S}$ and its covariance matrix estimate $\hat{\Sigma}_{\beta,h}$. For the null hypothesis $\mathcal{H}_0 : g(\beta_h) = 0$, compute its Wald test statistic \mathcal{W}_0 .
3. For each Monte Carlo Simulation $n = 1, 2, \dots, N$:
 - a. Generate VAR residuals $\hat{u}_t^* = \hat{\Sigma}_u^{1/2} \varepsilon_t$ for $t = 1, 2, \dots, T$, where $\varepsilon_t \stackrel{i.i.d.}{\sim} N(0, I)$.
 - b. Generate linear projection residuals, $\hat{u}_t^{(h)} = \sum_{i=0}^{h-1} \tilde{\Psi}_i \hat{u}_{t+h-i}^*$ for $t = p, p+1, \dots, T-h$, where $\tilde{\Psi}_i$ is computed through the explicit formula (2.8) and $\hat{\Phi}_i$ from Step 1.
 - c. Generate Monte Carlo data from the linear projection model (2.4), using the restricted coefficient estimates $\hat{\beta}_h^{LA(\delta)-2S}$ which impose the constraints of the null hypothesis, $g(\beta_h) = 0$, and $\hat{e}_{t,h}$ where $\hat{e}_{t,h}$ is the first element in $\hat{u}_t^{(h)}$.
 - d. Apply the two-stage estimation method and compute the test statistics, denoted as \mathcal{W}_b .
4. The simulated p -value, $\hat{p}_N[\mathcal{W}_0]$ is computed by

$$\hat{p}_N[x] = \left\{ 1 + \sum_{n=1}^N \mathbb{1}[\mathcal{W}_i - x] \right\} / (N + 1), \quad (\text{E.206})$$

$$\mathbb{1}[z] = 1 \text{ if } z \geq 0 \text{ and } \mathbb{1}[z] = 0 \text{ if } z < 0.$$

5. The null hypothesis is rejected at level α if the simulated p -value is less than α .

The aforementioned procedure for the LMC test mirrors the approach outlined in Section 6 of Dufour et al. (2006). Should there be interest in constructing confidence interval for specific individual coefficient, we offer a test inversion approach. Initially, a numerical grid is established between two predetermined values, which serve as the boundaries for a particular coefficient. At each grid point, the null hypothesis, which states the coefficient is equal to the grid number, is tested. The confidence set encompasses those grid numbers for which the null hypothesis is not rejected at level α . The minimum and maximum constants within that set establish the test-inversed $(1 - \alpha)\%$ confidence interval.

It is noteworthy that the LMC test represents a special case of the MMC test, with the distinction lying in the treatment of nuisance parameters. Specifically, the LMC test considers consistent points for nuisance parameters, whereas the MMC test incorporates a consistent set for them. From a perspective of size control, if a hypothesis cannot be rejected using the LMC test, it will yield the same conclusion as the MMC test. Nevertheless, as elucidated by Dufour (2006), computing the p -value using the MMC test may still offer valuable insights into the strength of evidence against the null hypothesis.

The MMC test entails a higher computational cost but affords more precise control over the test level. This arises because the MMC test incorporates a consistent set of nuisance parameters, unlike the LMC procedure described earlier, which relies on point estimates. The inclusion of the consistent set of nuisance parameters in the MMC test necessitates conducting the Monte Carlo test for each point in the consistent set, which can be computationally intensive, particularly when dealing with a large number of nuisance parameters. Despite this, we still present the procedure for the LMC test below for two primary reasons. Firstly, the LMC test can better regulate the test level, as point estimates may notably deviate from the true parameters, particularly in small samples. In certain tests, avoiding false rejections holds paramount importance. Secondly, with datasets featuring few nuisance parameters and ongoing advancements in computer speed, the MMC test may emerge as an attractive option.

The procedure for the LMC test is as follows:

1. Formulate a restricted subset of the parameter space as the consistent set. Practically, utilize the consistent points obtained from the LMC test as the starting values, and construct a box by extending a few units on each side of the estimates, meanwhile restricting the parameters of interest according to the null hypothesis.
2. Calculate the simulated p -values for each point in the consistent set, potentially by employing a grid. The maximized p -value corresponds to the simulated p -value of the MMC tests.
3. Reject the null hypothesis at level α if the simulated p -value of the MMC tests is less than α .

It is reasonable to anticipate a significant increase in computational cost with the dimensionality of the parameter space. Conversely, the MMC test demonstrates superior ability to control the test level compared to the LMC test. The approach for constructing confidence intervals based on the MMC test closely resembles that of the LMC test, with the exception of substituting the LMC p -value with the MMC p -value.

E.2. Bootstrap implementation

In this subsection, we introduce a parametric bootstrap approach for the two-stage GIR estimates. Our implementation is grounded in the wild bootstrap algorithm, as proposed by Gonçalves and Kilian (2004), which accommodates autoregressive models with conditional heteroskedasticity.

For the construction of confidence intervals, we adopt equal-tailed percentile- t intervals. The bootstrap algorithm employed for the two-stage estimates, aimed at constructing a $(1 - \alpha)\%$ confidence interval, is delineated below. This algorithm closely adheres to the procedure advocated by Montiel Olea and Plagborg-Møller (2021). Our inference results rely on the asymptotic variance matrix estimation formula introduced in Proposition 5.3. The scalar parameter of interest is designated as $w'\beta_h$, where $w \in \mathbb{R}^{pK \times 1}$.

1. Choose δ and compute the GIR estimates $\hat{\beta}_h^{LA(\delta)-2S}$, along with the covariance matrix $\hat{\Sigma}_{\beta,h}w$.
2. Estimate the VAR(p) model to obtain the VAR coefficient estimates and the residuals \hat{u}_t . (While not mandatory, it is recommended to utilize the coefficient bias-correction proposed by Pope (1990))
3. Compute the recursive VAR-based GIR estimates, $\hat{\beta}_h^{(RC)}$, using the VAR coefficient estimates from Step 2 and the formula provided in Equation (2.10).
4. For each bootstrap iteration $b = 1, 2, \dots, B$:
 - (i) Generate bootstrap residuals $\hat{u}_t^* = \varepsilon_t \hat{u}_t$, $t = 1, 2, \dots, T$, where $\varepsilon_t \stackrel{i.i.d.}{\sim} N(0, 1)$.
 - (ii) Generate bootstrap data y_t^* , $t = 1, 2, \dots, T$, through the VAR(p) model with the coefficients estimates from Step 2, the simulated residual \hat{u}_t^* , and the initial observations $(y_0^*, \dots, y_{-p+1}^*)$ which are a block of p consecutive observations drawn randomly from the sample.
 - (iii) Apply the two-stage estimation model and compute the GIR estimates $\hat{\beta}_{h,b}^{LA(\delta)-2S}$ and covariance matrix estimate $\hat{\Sigma}_{\beta,h,b}$.
 - (iv) Store $\hat{T}_b^* = w'(\hat{\beta}_{h,b}^{LA(\delta)-2S} - \hat{\beta}_h^{(RC)}) / (w'\hat{\Sigma}_{\beta,h,b}w)^{1/2}$
5. Compute the $\alpha/2$ and $1 - \alpha/2$ quantiles of the B draws of \hat{T}_b^* . Denote them by $\hat{q}_{\alpha/2}$ and $\hat{q}_{1-\alpha/2}$, respectively.
6. The bootstrap confidence interval for $w'\hat{\beta}_h^{LA(\delta)-2S}$ is

$$\left[w'\hat{\beta}_h^{LA(\delta)-2S} - \hat{q}_{1-\alpha/2}(w'\hat{\Sigma}_{\beta,h}w)^{1/2}, w'\hat{\beta}_h^{LA(\delta)-2S} - \hat{q}_{\alpha/2}(w'\hat{\Sigma}_{\beta,h}w)^{1/2} \right].$$

Note that the confidence interval derived from the aforementioned algorithm pertains to a single coefficient. However, the coverage ratio of a joint confidence band, constructed based on the $(1 - \alpha)\%$ pointwise bootstrap confidence intervals, is typically less than $(1 - \alpha)\%$ due to sequential testing issues—unless the estimates are perfectly correlated, as discussed generally in Lütkepohl, Staszewska-Bystrova and Winker (2020).

We opt for the "sup-t" band for constructing simultaneous confidence bands (Montiel Olea and Plagborg-Møller (2019)). This choice is motivated by the "sup-t" band's ability to maintain the narrowest width among simultaneous confidence bands while preserving the $(1 - \alpha)\%$ level, compared to several potential alternatives such as Bonferroni, Sidak, or Projection-based methods (see discussion in Section 3 of Montiel Olea and Plagborg-Møller (2019)).

Since the Bootstrap implementation in the aforementioned Step 4 produces a sequence of \hat{T}_b^* , representing the probability density function for the statistical pivot for $w'\hat{\beta}_h^{LA(\delta)-2S}$, we can derive the bootstrap distribution using the coefficient and covariance estimates from Step 1. Thus, Algorithm 2 in Montiel Olea and Plagborg-Møller (2019) can be implemented for constructing simultaneous confidence bands for multiple coefficients.

For example, in the case of a multi-horizon causality test where the null hypothesis involves p coefficients in β_h , the simultaneous confidence band for these p coefficients can be constructed as the method described. The null hypothesis of non-causality, which is these p coefficients are equal to zero, can then be tested by verifying if these bands include zero or not. The null hypothesis will be rejected at level of α if at least one band does not include zero.

F. Appendix: Data source

Here is the list of data source

- CFNAI: Chicago Fed National Activity Index (CFNAI). Download from Federal Reserve Bank of Chicago website (<https://www.chicagofed.org/research/data/cfnai/current-data>)
- JNL: Jurado, Kyle, Ludvigson, Sydney C. and Ng, Serena, JLN 3-Month Ahead Macroeconomic Uncertainty [JLNUM3M], retrieved from FRED, Federal Reserve Bank of St. Louis; <https://fred.stlouisfed.org/series/JLNUM3M>, February 23, 2024.
- Unemp: The source code is: LNS14000000, from U.S. Bureau of Labor Statistics, Unemployment Rate [UNRATE], retrieved from FRED, Federal Reserve Bank of St. Louis; <https://fred.stlouisfed.org/series/UNRATE>, February 23, 2024.
- Inflation: Computed from monthly data of Consumer Price Index, $\text{inflation}_t = \text{CPI}_t / \text{CPI}_{t-1} - 1$. The Consumer Price Index is from U.S. Bureau of Labor Statistics, Consumer Price Index for All Urban Consumers: All Items in U.S. City Average [CPIAUCSL], retrieved from FRED, Federal Reserve Bank of St. Louis; <https://fred.stlouisfed.org/series/CPIAUCSL>, February 23, 2024.
- FFR: Board of Governors of the Federal Reserve System (US), Federal Funds Effective Rate [FEDFUNDS], retrieved from FRED, Federal Reserve Bank of St. Louis; <https://fred.stlouisfed.org/series/FEDFUNDS>, February 23, 2024.