

Contract Structure and Risk Aversion in Longevity Risk Transfers*

David Landriault[†] Bin Li[‡] Hong Li[§] Yuanyuan Zhang[¶]

August 22, 2024

Abstract

This paper introduces an economic framework to assess optimal longevity risk transfers between institutions, focusing on the interactions between a buyer exposed to long-term longevity risk and a seller offering longevity protection. While most longevity risk transfers have occurred in the reinsurance sector, where global reinsurers provide long-term protections, the capital market for longevity risk transfer has struggled to gain traction, resulting in only a few short-term instruments. We investigate how differences in risk aversion between the two parties affect the equilibrium structure of longevity risk transfer contracts, contrasting ‘static’ contracts that offer long-term protection with ‘dynamic’ contracts that provide short-term, variable coverage. Our analysis shows that static contracts are preferred by more risk-averse buyers, while dynamic contracts are favored by more risk-averse sellers who are reluctant to commit to long-term agreements. When incorporating information asymmetry through ambiguity, we find that ambiguity can cause more risk-averse sellers to stop offering long-term contracts. With the assumption that global reinsurers, acting as sellers in the reinsurance sector and buyers in the capital market, are generally less risk-averse than other participants, our findings provide theoretical explanations for current market dynamics and suggest that short-term instruments offer valuable initial steps toward developing an efficient and active capital market for longevity risk transfer.

Keywords: Longevity risk transfer, optimal contract design, capital market, risk preference, ambiguity.

*We extend our gratitude for the valuable feedback received during various academic events, including the 2023 and 2024 International Conference on Actuarial Science, Quantitative Finance and Risk Management, the Actuarial Research Conference 2023, the Eighteenth International Longevity Risk and Capital Markets Solutions Conference, and the Statistical Society of Canada 2024 Annual Meeting, as well as from the engaging seminars held at York University, the University of Nebraska Lincoln, Chongqing University, and the Southern University of Science and Technology. The usual disclaimer applies.

[†]Department of Statistics and Actuarial Science, University of Waterloo, Waterloo, ON, N2L 3G1, Canada (david.landriault@uwaterloo.ca)

[‡]Department of Statistics and Actuarial Science, University of Waterloo, Waterloo, ON, N2L 3G1, Canada (bin.li@uwaterloo.ca)

[§]Lang School of Business and Economics, University of Guelph, Guelph, ON, N1G 2W1, Canada (li-hong@uoguelph.ca)

[¶]Department of Statistics and Actuarial Science, University of Waterloo, Waterloo, ON, N2L 3G1, Canada (y2765zha@uwaterloo.ca)

1 Introduction

The global aging population has intensified the need for defined benefit pension plans, life insurers, and reinsurers to effectively manage and transfer their exposure to longevity risk—the risk that individuals will live longer than expected. This has led to the emergence of longevity risk transfer as a crucial financial tool. This paper has two primary objectives: (1) to introduce an economic framework that provides theoretical justification for the predominance of the reinsurance sector and the scarcity of capital market transactions of longevity risk transfer, and (2) to explore potential contract structures that could facilitate the development of a capital market for longevity risk.

To date, most longevity risk transactions have occurred within the *reinsurance sector*, where reinsurers provide long-term protection in exchange for premiums. Due to the nature of longevity risk, these reinsurance contracts are typically *long-term* agreements spanning several decades. Although the reinsurance sector has been the dominant outlet for longevity risk transfer over the past two decades, it alone cannot absorb the global longevity risk exposure, which far exceeds its capacity (Blake and Morales, 2017). Consequently, the involvement of external capital market investors is crucial for creating a sustainable market capable of managing this risk on a global scale. Capital markets are considered a valuable complement to the reinsurance sector, offering increased capital access for entities seeking risk transfer and providing investors with diversification benefits, as longevity risk, similar to most insurance risks, have low correlation with other financial assets (Kessler, 2021).

Despite the theoretical advantages, however, the capital market for long-term longevity risk transfer has been largely unsuccessful. While markets for other insurance risks, such as catastrophe (CAT) bonds for natural disasters, have evolved steadily (Cummins, 2008), transactions involving longevity risks, particularly those with long-term durations similar to reinsurance contracts, remain rare. A notable example is the European Investment Bank’s failed attempt in 2004 to issue a 25-year longevity bond, which was withdrawn in 2005 due to a lack of investor interest (Blake et al., 2006). In contrast, mortality CAT bonds have been traded in the capital market, with the most notable being the Vita Capital series issued by Swiss Re starting in December 2003. Additionally, major global reinsurers and life insurers, including Munich Re, SCOR, Reinsurance Group of America, and AXA Global Life, have issued CAT bonds targeting mortality risks. These CAT bonds are all short-term instruments with terms ranging from three to five years.¹ More recently, longevity sidecars have emerged as short-term capital market solutions with similar maturities (Bugler et al., 2021).

Our analysis is based on a theoretical model under the *Stackelberg game* framework, involving a *leader (seller)* and a *follower (buyer)*. The model encompasses a seller contemplating a range of longevity risk transfer contracts, each specified by a distinct risk loading (price). Upon being offered a contract, the buyer, who holds a life annuity portfolio and is exposed to longevity risk,

¹We refer to <https://www.artemis.bm/deal-directory/> for a comprehensive catastrophe bond and insurance-linked securities deal directory.

responds by selecting an optimal hedge ratio based on the risk loading. The seller then determines the most utility-maximizing contract to offer, considering the buyer’s response. This analysis is demonstrated through the use of indemnity longevity swaps, a prevalent hedging instrument in the current market (Dowd et al., 2006). In a longevity swap, the buyer makes fixed periodic payments to the seller in exchange for floating payments linked to the actual mortality experience of her annuity portfolio.

To our knowledge, this paper is among the first to apply the Stackelberg game framework (also known as the principal-agent or leader-follower game) to longevity risk, building on the seminal work of Sannikov (2008) in general contract theory.² This framework offers several advantages. First, it recognizes the distinct roles of the seller, who acts as the leader designing the contract, and the buyer, who acts as the follower deciding whether to accept the contract. Second, it derives the buyer’s demand for risk transfer *endogenously*, based solely on the buyer’s risk aversion and the seller’s price. Third, it facilitates the analysis of both parties’ welfare, recognizing that an increase in the seller’s price will simultaneously diminish the buyer’s demand.

Our analysis show that the *contract structure* and the *risk attitudes* of both parties play a significant role in this game, and these two factors are closely related. We evaluate two contract types: the *static contract*, which sets a constant hedge ratio and fixed periodic payments at inception (time 0), and the *dynamic contract*, which adjusts these parameters periodically based on the latest available information. The static contract provides long-term protection with known hedging costs similar to existing long-term reinsurance products offering *high* risk coverage, while the dynamic contract resembles the rolling of short-dated instruments such as mortality CAT bonds or longevity sidecars and provides *low* risk coverage due to variable hedging costs. Through numerical analyses, we find that the contract preference of both parties strongly depends on their level of risk aversion, specifically on which side is more risk-averse: *A more risk-averse buyer favors the static contract, as it better aligns with her long-term hedging needs, despite the higher premiums. Conversely, a more risk-averse seller prefers selling the dynamic contract, even at a lower price, to avoid long-term commitments.* While our findings on contract structure preferences and market viability are applicable to any risk transfer market, they offer insights into the observed stylized facts within the current longevity risk transfer market and advice on its development.

Existing literature suggests that an agent’s risk aversion is influenced by several factors, including the ability to diversify risk, familiarity with the risk, and regulatory requirements (Khaw et al., 2021; Laeven and Levine, 2009; Guiso and Paiella, 2008). In the reinsurance market for longevity risk, buyers – primarily pension plans and small to medium-sized life insurers – are generally more risk-averse than the sellers, who are global reinsurers. The primary reason for this difference lies in the significant diversification benefits that reinsurers enjoy. Global reinsurers typically manage large, diversified portfolios that encompass a wide range of insurance products, such as life, property, and casualty insurance. At present, longevity risk constitutes only a moderate portion of their

²Chen et al. (2023) applied the Stackelberg game as a secondary analysis when examining the consequences of neglecting information asymmetry in longevity risk transfers.

overall portfolio, enabling reinsurers to absorb this risk at a lower cost and with less impact on their financial stability. In contrast, pension plans and small life insurers manage relatively modest pools of annuitants, which limits their ability to spread and offset risks effectively. This lack of diversification increases their exposure to potential losses from longevity risk, making them more risk-averse.

Moreover, there are other factors driving the heightened risk aversion among buyers. First, life insurers and pension plans face stricter solvency regulations. Additionally, pension managers, life insurance portfolio managers, or fund managers may exhibit risk aversion as financial losses or insolvency within their institutions could jeopardize their job security (Ge and Weisbach, 2021). As a result, sellers in the reinsurance sector are typically less risk-averse than buyers, leading them to offer long-term contracts that remain effective until the covered portfolio is depleted, while more risk-averse buyers are willing to engage in such long-term static contracts by paying higher premiums.

In contrast, in the capital market setting, sellers – often institutional investors such as investment banks, mutual funds, or endowments – exhibit higher risk aversion due to their limited understanding of longevity risk and their reduced capacity to manage it compared to global reinsurers, who are typically the buyers in these transactions. The limited understanding of the risk, combined with the lack of liquidity in the market, makes it difficult for these investors to transfer, diversify, or hedge the assumed longevity risks. As a result, capital market investors tend to be more risk-averse. Meanwhile, the less risk-averse buyers have a lower demand for insurance protection. This reversal in buyer-seller risk attitudes suggests that the capital market is *unlikely* to grow as large as the reinsurance sector. Nevertheless, while the development of the long-term capital market is admittedly challenging, we find that dynamic contracts could improve the welfare of both parties compared to the static long-term contracts. Our model predictions thus suggest that dynamic contracts, such as mortality CAT bonds or longevity sidecars, represent a promising initial step toward developing an active longevity-linked capital market.

As a robustness check and model extension, we also consider the case where the more risk-averse seller is concerned with information asymmetry, which we model through ambiguity. Longevity risk, being relatively new and less understood by general capital market investors, often leaves them less informed about the specific risks associated with the buyer’s portfolio. This lack of understanding could make investors wary of being sold a ‘lemon.’ Using the maxmin expected utility framework (Gilboa and Schmeidler, 1989a), the seller aims to make robust decisions based on the worst-case estimate of the uncertain probability distribution of the mortality experience in the buyer’s portfolio. We find that, first, the inclusion of ambiguity does not alter our conclusion that dynamic contracts are more appealing for risk-averse sellers; second, and more importantly, even moderate ambiguity may lead to the collapse of the market for static contracts when the seller is more risk averse, providing further theoretical support for the scarcity of long-term longevity risk transfers in the capital market.

Finally, it is worth noting that, while static contracts have found widespread use in both the

literature and the real-world insurance industry, dynamic contracts are becoming increasingly relevant in insurance research (see, for example, [Wong et al., 2017](#); [Wang et al., 2023](#)). Nonetheless, the full range of advantages and disadvantages of these contract types for buyers and sellers remains largely unexplored. To our knowledge, this paper is the first to elucidate the relationships between contract preferences and the risk aversions of the parties involved. We posit that the patterns observed in managing longevity risk – specifically, the preference for static contracts by less risk-averse sellers and for dynamic contracts by more risk-averse seller – may apply to other economic contracting scenarios as well.

Relationship to the Literature and Organization of the Paper

The critical role of an active longevity-linked capital market in ensuring the long-term viability of the global retirement system has been highlighted by [Blake et al. \(2013\)](#). [Börger et al. \(2023\)](#) examine the impact of market saturation on longevity risk transactions, suggesting that capital market deals may become more profitable as the reinsurance sector reaches its capacity. There is also considerable discussion about the relationship between capital market solutions and traditional reinsurance products. For instance, [Biffis et al. \(2016\)](#) analyze the cost of collateralization in longevity swaps, while [Chen et al. \(2022\)](#) propose a collective longevity swap that theoretically provides indemnity longevity reinsurance to buyers and more stable cash flows to sellers. Comprehensive overviews of the development of the longevity-linked capital market and existing (both successful and failed) capital market transactions are available in [Blake et al. \(2023\)](#). Our paper contributes to this literature by examining the development of the longevity risk transfer market from the perspective of differing risk aversions among participating parties.

The management of longevity risk amidst ambiguity has been a significant focus in the literature. For example, [Cairns \(2013\)](#) and [Li et al. \(2017\)](#) explore this topic, though they focus on ambiguity arising from estimation inaccuracies rather than information asymmetry, as we do. Information asymmetry in longevity risk transactions has also been widely discussed, as seen in works by [Biffis and Blake \(2010\)](#), [Biffis and Blake \(2013\)](#), [Biffis and Blake \(2014\)](#), and [Chen et al. \(2023\)](#). While most studies examine information asymmetry from the seller’s perspective, [Biffis and Blake \(2013\)](#) also investigates scenarios where the buyer, or both parties, are uncertain about the true distribution of longevity risk.

This paper is also related to the emerging literature on insurance demand (see, for example, [Corcos et al., 2020](#), for comprehensive review). For instance, [Bernard et al. \(2020\)](#) suggest that when insurance claims are correlated due to systematic risks like longevity risk, it may be optimal for insurers to refuse coverage to certain prospects based on their risk attitudes. Other studies argue that awareness and perception of longevity risk, as well as time preference, significantly impact individuals’ demand for longevity insurance ([Schreiber and Weber, 2016](#); [Boyer et al., 2020](#); [Hurwitz et al., 2022](#)). Additionally, [Caliendo et al. \(2020\)](#) investigates the impact of survival ambiguity on the value of annuities to individuals.

Methodologically, this paper is connected to the emerging field of dynamic Stackelberg games

(i.e., principal-agent problems) in contract theory. Since the seminal work of [Sannikov \(2008\)](#), this framework has been primarily applied in contexts such as employers designing payout contracts for employees whose private actions can influence production, thereby affecting the employer’s expected profit.

We apply the dynamic mean-variance criterion as a performance measure for both buyers and sellers. Since the parties involved in longevity transfers are typically firms or institutions, the mean-variance criterion is a more appropriate proxy than the standard Von Neumann-Morgenstern expected utility, which is generally used for individual decision-making. Given the time inconsistency issue with the dynamic mean-variance criterion, this paper also contributes to the field of time-inconsistent dynamic optimization. A simplistic method often used is to overlook time inconsistency and optimize the objective for each period separately, which tends to be suboptimal due to its myopic nature. [Basak and Chabakauri \(2010\)](#) pioneered a more sophisticated approach by conceptualizing time inconsistency as a strategic game involving the individual’s future selves, seeking a sub-game perfect Nash equilibrium. This method effectively addresses time inconsistency and has become a predominant methodology in recent studies, as evidenced by [Björk et al. \(2014\)](#), [Björk et al. \(2017\)](#), and [Dai et al. \(2021\)](#). In our study, we adopt this equilibrium approach in the context of dynamic contracting.

The remainder of the paper is organized as follows. Section 2 introduces the notation and the Stackelberg game framework. Section 3 presents numerical analyses of contract preferences and the risk aversion of the involved parties. Section 4 discusses the implications of the model’s predictions for the longevity risk transfer market. Section 5 extends the model to incorporate information asymmetry. Finally, Section 6 concludes. Technical details are gathered in the Appendix.

2 Model Setting

This section outlines our model structure. We begin in Section 2.1 with an introduction to the notation and surplus dynamics of buyers and sellers. Section 2.2 defines the two types of contracts under consideration. Section 2.3 then presents the optimization problem for the two parties under complete information, framed within a Stackelberg game context.

2.1 Surplus Dynamics

We commence by setting the groundwork for a contract arrangement concerning an indemnity longevity swap, involving two participating parties: the seller and the buyer. We assume, for ease of understanding, that the buyer possesses a life annuity portfolio consisting of a single cohort of policyholders aged x at time 0. This is mathematically parallel to a defined-benefit pension scheme, characterised by a sequence of lifetime unitary payments made annually to the policyholders. It is also assumed that these policyholders are homogeneous, sharing identical future survival probabilities. The buyer’s primary concern is longevity risk stemming from policyholders outliving expected

lifespans. The objective is to either eliminate or reduce this risk through indemnity longevity swaps³.

Throughout this paper, we concentrate exclusively on longevity risk, setting aside financial risk. The market for longevity risk is modeled within the probability space (Ω, \mathcal{F}) . Our analysis unfolds in a discrete-time framework, represented by the set of time points $\tau = \{0, 1, \dots, T\}$ at the yearly frequency, T being the maximal survival horizon of the policyholders. Within this time frame, we construct a finite and discrete-time filtration, $\mathbb{F} = \{\mathcal{F}_t\}_{t \in \tau}$. Each σ -algebra \mathcal{F}_t at time t , $t \in \tau$, encompasses all information available up to and including that moment. We define all random variables and stochastic processes relevant to our study within this filtered probability space. Key notation used in our analysis include:

- \mathbb{P} : The physical measure for the expected count of policyholders alive during contract formulation.
- ${}_t p_x$: The true t -year survival probability for the policyholders aged x at time 0.

Our focus is on a single cohort aged x at time 0, and thus survival probabilities discussed in this paper pertain solely to this cohort. Unless noted otherwise, ${}_{t-s} p_{x+s}$ represents the $(t-s)$ -year survival probability for policyholders aged $x+s$ at time s for any $s, t \in \tau$ and $s < t$.

- ${}_t \hat{p}_x \equiv \mathbb{E}^{\mathbb{P}} [{}_t p_x]$: The estimated value of ${}_t p_x$ under \mathbb{P} . We assume that with complete information, \mathbb{P} represents the true probability distribution of survival probabilities, so ${}_t \hat{p}_x = {}_t p_x$ for all t . However, in the presence of information asymmetry (discussed in Section 5), \mathbb{P} may differ from the true probability distribution, causing ${}_t p_x$ to differ from ${}_t \hat{p}_x$.
- l_0 : Initial count of policyholders aged x at time 0 within the annuity portfolio.
- l_t : The random count of survived policyholders in year t . Note that l_t is \mathcal{F}_t -measurable and remains unobserved before t . Given information up to any s , where $s < t$, we assume that l_t follows a binomial distribution $B(l_s, {}_{t-s} p_{x+s})$.
- \hat{l}_t : The expected count of policyholders alive in year t under the reference measure \mathbb{P} . Note that this expected value takes a *different form* in static contracts and dynamic contracts, depending on whether the information of the realized count of survived policyholders is used (see Section 2.2).

The surplus of the buyer and the seller at time t is denoted by B_t and S_t , respectively. We assume the buyer's initial surplus, B_0 , is known. It could represent, for example, the total premium

³According to Artemis, longevity swaps and longevity risk reinsurance represent the most common form of longevity risk transfer in the current market. In terms of cash flow structure, longevity swaps are cash-settled (discussed later), whereas longevity reinsurance typically require an upfront premium payment. The inclusion of longevity reinsurance within our analysis can be achieved straightforwardly. Source: <https://www.artemis.bm/library/what-is-longevity-risk-transfer/>.

income from annuities or the assets of a pension plan at the beginning of the payout phase. Our analysis exclusively focuses on longevity risk, assuming a financial market with a single, risk-free asset and a constant interest rate r . The buyer's surplus at time t is defined as:

$$B_t = B_{t-1}(1 + r) - l_t, \quad (2.1)$$

which is the surplus from the preceding period, B_{t-1} , adjusted for interest and reduced by the annuity payments at time t . Longevity risk originates from the uncertainty in future policyholder counts, l_t .

We explore longevity risk transfer through indemnity longevity swaps – agreements to exchange future cash flows based on the counts of survived policyholders within the buyer's portfolio. With an indemnity longevity swap, the seller offers either partial or complete protection against the uncertainties of l_t in exchange of a series of premiums. The longevity swap is a T -year contract and is cash-settled, meaning that no cash exchange is required at time 0. In year t , the seller pays a floating payment of $u_{t-1}l_t$ to the buyer and, in return, receives a fixed amount $u_{t-1}(1 + \eta)\hat{l}_t$, where $u_{t-1} \in [0, 1]$ is the *hedge ratio* at time t , η is the longevity risk loading, and recall that \hat{l}_t is the expected count of policyholders alive in year t under the physical measure \mathbb{P} . In each year t , if $l_t > (1 + \eta)\hat{l}_t$, i.e., the realized number of policyholders alive is larger than the expected value plus the risk premium, then the buyer receives a net payment of $u_{t-1}(l_t - (1 + \eta)\hat{l}_t)$. In contrast, if $l_t < (1 + \eta)\hat{l}_t$, she makes a net payment of $u_{t-1}((1 + \eta)\hat{l}_t - l_t)$ to the seller.

Incorporating longevity swap into the buyer's portfolio modifies her hedged surplus, denoted by $\{B_t(u_{t-1})\}_{t=1, \dots, T}$, to the following:

$$B_t = B_{t-1}(1 + r) - l_t + u_{t-1}(l_t - (1 + \eta)\hat{l}_t). \quad (2.2)$$

Correspondingly, for the seller, assuming no preexisting assets or liabilities, the surplus follows the dynamics:

$$S_t = S_{t-1}(1 + r) - u_{t-1}(l_t - (1 + \eta)\hat{l}_t). \quad (2.3)$$

2.2 Static and Dynamic Contracts

In this study, we define two types of longevity swap contracts: **static** and **dynamic** contracts. These contracts are differentiated based on the way how the hedge ratio and fixed payments are determined:

1. **Static Contract:** The static contract maintains a *constant hedge ratio*, $u_{t-1} \equiv u$, for all periods $t = 1, \dots, T$. In addition, \hat{l}_t in the fixed payment formula for each t are determined at the *beginning of the contract (time 0)*, i.e., for $t = 1, \dots, T$

$$\hat{l}_t = \mathbb{E}^{\mathbb{P}} [l_t] = {}_t\hat{\mathbf{P}}_x l_0. \quad (2.4)$$

2. **Dynamic Contract:** The dynamic contract allows for *changes* in the the hedge ratio over time. Specifically, the time- t hedge ratio, u_{t-1} , is determined at time $t - 1$ and is measurable with respect to \mathcal{F}_{t-1} . For the payment determination, \hat{l}_t is also updated based on \mathcal{F}_{t-1} at each $t - 1$:

$$\hat{l}_t = \mathbb{E}_{t-1}^{\mathbb{P}} [l_t] = \hat{p}_{x+t-1} l_{t-1}, \quad (2.5)$$

with \hat{p}_{x+t-1} being the estimated one-year survival probability for a policyholder aged $x + t - 1$ in year $t - 1$, and l_{t-1} the observed number of policyholders alive at time $t - 1$.

It is worth noting that both contract types share the same maturity date, T . The terms ‘static’ and ‘dynamic’ are used to describe the structural difference in the scope of risk coverage. The constant hedge ratio and predetermined fixed payments make hedging costs of static contracts completely known from the outset. This provides long-term, *high-risk coverage* throughout the contract duration. In contrast, since the hedge ratio and fixed payment are periodically updated, dynamic contracts address longevity risk only for the upcoming year rather than the entire remaining contract duration. In this sense, like a series of one-year forwards, dynamic contracts offer *low-risk coverage*.

In real-world reinsurance markets, static contracts are the *dominant* form of longevity risk transfer (typically in the form of longevity swaps and reinsurance transactions), while dynamic contracts are rarely used. However, dynamic contracts have garnered considerable attention in the academic literature on longevity risk management (see, for example, [Wong et al., 2017](#); [Wang et al., 2023](#)). Furthermore, a significant body of literature exists on dynamic contracts within the broader context of optimal insurance; see, for example, [Chen et al. \(2021\)](#); [Ghili et al. \(2024\)](#); [Baradel \(2024\)](#) for some recent works on dynamic contracts in risk sharing, health insurance, and catastrophe bonds. Therefore, one of the main objectives of this paper is to compare these two contract types. For a more comprehensive understanding, we analyze the welfare implications for both buyers and sellers.

We find that the performance of these contracts varies markedly with the risk aversion of the two parties. Specifically, when the buyer exhibits higher risk aversion than the seller, static contracts are preferred due to their alignment with the long-term hedging needs inherent in longevity risk. Conversely, when the seller displays higher risk aversion, dynamic contracts emerge as the more favorable option. This is because when the seller has high risk aversion, she is reluctant to offer long-term, higher-coverage contracts. Meanwhile, demand is low from less risk-averse buyers.

2.3 Stackelberg Game

To identify optimal contracts, we adopt a Stackelberg (principal-agent) game framework, recognizing the seller as the price maker and the buyer as the price taker. More specifically, the seller, acting as the principal, offers a range of swap contracts to the buyer, each distinguished by a specific

longevity risk loading η . The buyer, as the follower, responds by selecting an optimal hedge ratio – either constant or time-varying depending on the contract type – for each given η . With knowledge of the buyer’s optimal choice of hedging ratio, the seller then determines the optimal value of risk loading η that best serves her own objective. To facilitate comparison, we assume that the seller presents only one type of contract at a time. Therefore, the optimization problem for static and dynamic contracts is conducted through two separate Stackelberg game analyses.

Our choice to employ the Stackelberg game framework is based on several reasons. First, the Stackelberg game framework can be seen as a middle ground between the classical monopoly and competitive models (Rothschild and Stiglitz, 1976; Stiglitz, 1977), which are two extremes. It is widely acknowledged that real insurance markets lie between perfect competition and monopoly. Even though the seller is the principal and leads the game, it is clearly not optimal to set the risk loading extremely high as the buyer’s demand would diminish. Second, the buyer’s demand is *endogenously* determined according to the seller’s pricing strategy (η). Due to the lack of empirical data, it is generally difficult to accurately estimate the buyers’ demand curve in response to changes in insurance prices. In the Stackelberg game, buyers’ demand is well incorporated by solving for the buyer’s optimal hedge ratio in the first step (the agent’s problem). Third, to the best of our knowledge, we are among the first to apply the Stackelberg game framework to longevity risk transfer in the presence of information asymmetry, despite its adoption in general optimal insurance studies (e.g., Chen and Shen, 2018; Cao et al., 2022; Boonen and Ghossoub, 2023). Furthermore, unlike existing works, we focus on investigating the relationship between contract type preferences (static or dynamic) and the risk preferences of the involved parties.

In the Stackelberg game, we select the mean-variance (MV) criterion as the objective function for both players. This choice is based on the following reasons. First, stemming from Markowitz’s modern portfolio theory, the MV criterion has been widely used as a common performance measure in asset management for firms, applicable to both single-period and multi-period problems (see, for example, Aït-sahali and Brandt, 2001; Acharya and Pedersen, 2005; Basak and Chabakauri, 2010; Björk et al., 2014; Dai et al., 2021). Second, the MV criterion can be viewed as an approximation to the standard von Neumann–Morgenstern expected utility maximization, as per the Arrow–Pratt approximation of certainty equivalence (Maccheroni et al., 2013). This implies that the findings based on the MV criterion should remain similar when general utility functions are used. Third, the MV criterion simply reduces to the risk-neutral case when the risk aversion parameter becomes zero.

Formally, for the *static contract*, the buyer selects the optimal constant hedging ratio u given a risk loading $\eta \geq 0$. This is achieved by solving the following optimization problem:

$$\sup_u \left\{ \mathbb{E}^{\mathbb{P}} [B_T(u, \eta)] - \frac{\gamma_b}{2} \text{Var}^{\mathbb{P}} [B_T(u, \eta)] \right\}, \quad (2.6)$$

where γ_b represents the buyer’s degree of risk aversion, and $B_T(u, \eta)$ denotes the buyer’s surplus at time T , given hedge ratio u and risk loading η . The seller, considering the buyer’s optimal response,

$u^*(\eta)$, then selects the optimal risk loading η to maximize the mean-variance criterion:

$$\sup_{\eta \geq 0} \left\{ \mathbb{E}^{\mathbb{P}} [S_T(u^*(\eta))] - \frac{\gamma_s}{2} \text{Var}^{\mathbb{P}} [S_T(u^*(\eta))] \right\}, \quad (2.7)$$

where $S_T(u^*(\eta))$ is the seller's surplus at time T given hedge ratio $u^*(\eta)$ and γ_s denotes the seller's degree of risk aversion.

In the context of a *dynamic contract*, the buyer adjusts her strategy to maximize the mean-variance criterion with a *time-varying* hedge ratio:

$$\sup_{\mathbf{u}} \left\{ \mathbb{E}^{\mathbb{P}} [B_T(\mathbf{u}, \eta)] - \frac{\gamma_b}{2} \text{Var}^{\mathbb{P}} [B_T(\mathbf{u}, \eta)] \right\}, \quad (2.8)$$

with $\mathbf{u} = (u_t)_{t \in \{0,1,2,\dots,T-1\}}$. The seller's corresponding optimization problem is then defined as:

$$\sup_{\eta \geq 0} \left\{ \mathbb{E}^{\mathbb{P}} [S_T(\mathbf{u}^*(\eta))] - \frac{\gamma_s}{2} \text{Var}^{\mathbb{P}} [S_T(\mathbf{u}^*(\eta))] \right\}, \quad (2.9)$$

with $\mathbf{u}^* = (u_t^*(\eta))_{t \in \{0,1,2,\dots,T-1\}}$.

We remark that, throughout the formulation of the Stackelberg game, we assume that the buyer and the seller exhibit risk aversion $\gamma_b > 0$ and $\gamma_s \geq 0$, respectively. The buyer's risk aversion is crucial because it determines her willingness to engage in longevity risk transfer. If the buyer were not risk-averse, she would lack the motivation to transfer any longevity risk considering the risk loading imposed by the seller in addition to the expected loss. This additional cost is a deterrent unless mitigated by the benefits of risk transfer. In contrast, the seller could be either risk averse or risk neutral. Throughout the analysis, we consider a general situation of a risk-averse seller. As a specific scenario, we will discuss the results with a risk-neutral seller ($\gamma_s = 0$) in Appendix B.

3 Numerical Analysis

This section evaluates the welfare implications of static versus dynamic contracts. The base scenario parameters are an interest rate (r) of 0.02, an initial age (x) of 65, an initial annuitant count (l_0) of 10,000, and a contract duration (T) of 35 years. Without loss of generality, the initial wealth of both the buyer (B_0) and the seller (S_0) is assumed to be zero. In our numerical analysis, we consider both scenarios in which the buyer or the seller exhibits stronger risk aversion, respectively. Results with a risk-neutral seller ($\gamma_s = 0$) are discussed in Appendix B.

3.1 Simulating Future Survival Probabilities

We use the Age-Period-Cohort-Improvement (APCI) mortality model to simulate future survival probabilities. The APCI model is used by the CMI Mortality Projections Committee⁴ to generate

⁴Source: [CMI Mortality Projections Committee et al. \(2016\)](#).

life tables for UK life insurers and pension plans. It models the annual death rates at age x and year h , $m_{x,h}$, logarithmically:

$$\ln(m_{x,h}) = \beta_x^{(1)} + \beta_x^{(2)}(h - \bar{h}) + \kappa_h + \theta_c + \sigma_{\omega_x}\omega_{x,h}, \quad (3.1)$$

where $\beta_x^{(1)}$ and $\beta_x^{(2)}$ represent the age and period effects, respectively, \bar{h} is a normalization parameter, κ_h is a time-varying mortality improvement factor, θ_c denotes the cohort effect, σ_{ω_x} is the standard deviation of error terms for age x , and $\omega_{x,h}$ are independent standard normal distributed error terms.

Forecasting future survival probabilities involves projecting the mortality improvement factor, κ_h . We model κ_h as a random walk following an ARIMA(0,1,0) process:

$$\kappa_h = \kappa_{h-1} + \sigma_\kappa \varepsilon_h, \quad (3.2)$$

where σ_κ is the standard deviation of the error terms, and ε_h are independent standard normal distributed error terms.

The APCI model is calibrated to UK uni-sex death rates sourced from the Human Mortality Database⁵, using one-age, one-year death rates for ages 20 to 100 and years 1956 to 2020. The model parameters in Equation (3.1) are estimated via maximum likelihood (Richards et al., 2019). Subsequently, the ARIMA(0,1,0) model (3.2) is fitted to the estimated mortality improvement parameters. After estimating the model, the estimated future survival probabilities under the physical measure are obtained by standard simulation practice. For the sake of completeness, we provide a brief summary of the simulation process in Appendix A.

3.2 Welfare Implications

We first consider the scenario where the buyer exhibits greater risk aversion. We set the risk aversion parameters for the buyer (γ_b) at 0.3 and for the seller (γ_s) at 0.1. Figure 3.1 illustrates the welfare gains for both parties with both static and dynamic contracts, respectively. For a specific η , the welfare gain from a contract is defined as the difference between a party's optimal expected utility from trading the contract at equilibrium volume at that η and the baseline utility in the absence of any transaction. Thus, a positive welfare gain indicates that a player benefits from the transaction at that particular η value.

From Figure 3.1(a), several key insights emerge from the seller's perspective. First, the range of η values yielding a positive welfare gain is significantly *broader* for the static contract compared to the dynamic one, suggesting that static contracts facilitate market existence more readily. Second, the η values that sustain a functional market are notably *higher* for static contracts, reflecting the greater longevity risk the seller assumes for the duration of these contracts. Third, the maximum welfare gain achievable with static contracts considerably surpasses that with dynamic contracts, due to

⁵Source: <https://www.mortality.org/>.

the buyer’s stronger preference for the more extensive risk coverage offered by static contracts. This preference leads buyers to accept higher η values for static contracts than for dynamic ones. Additionally, Figure 3.1(b) depicts the welfare gains for the buyer across both contract types, with the bold dot on each line indicating the buyer’s welfare gain at the optimal η^* . Consistently, the equilibrium static contract yields a substantially higher welfare gain for the buyer.

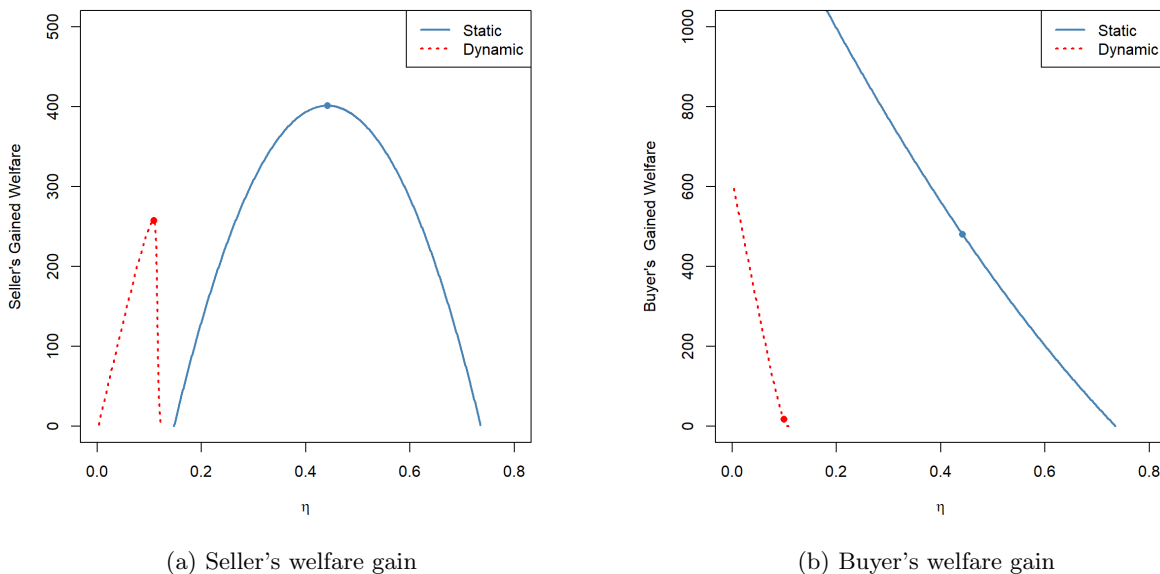


Figure 3.1: Welfare gain of the seller (left panel) and the buyer (right panel) when trading the static and the dynamic contract.

Next, we investigate the scenario in which the seller is more risk-averse. We set the risk aversion parameters at $\gamma_b = 0.1$ for the buyer and $\gamma_s = 0.3$ for the seller, with all other base parameters remaining constant. Figure 3.2 illustrates the welfare gains for both parties across different η values for each contract type. From the seller’s perspective (Figure 3.2(a)), although the range of η values favoring transactions remains broader for the static contract, it has narrowed significantly compared to scenarios involving a more risk-averse buyer shown in Figure 3.1(a). Notably, the dynamic contract now yields a maximal welfare gain that exceeds that of the static contract, suggesting a preference shift by the seller towards the dynamic contract due to their increased risk aversion, which discourages them from committing to long-term longevity risk protection. Conversely, Figure 3.2(b) shows that the buyer could still achieve higher welfare gains with a static contract, if available. This preference aligns with the buyer’s ongoing need for long-term longevity risk protection, even when her risk aversion is comparatively lower. Nonetheless, a static contract is unlikely to be offered by the seller, who is the price maker, as it leads to a lower maximum welfare gain than the dynamic contract.

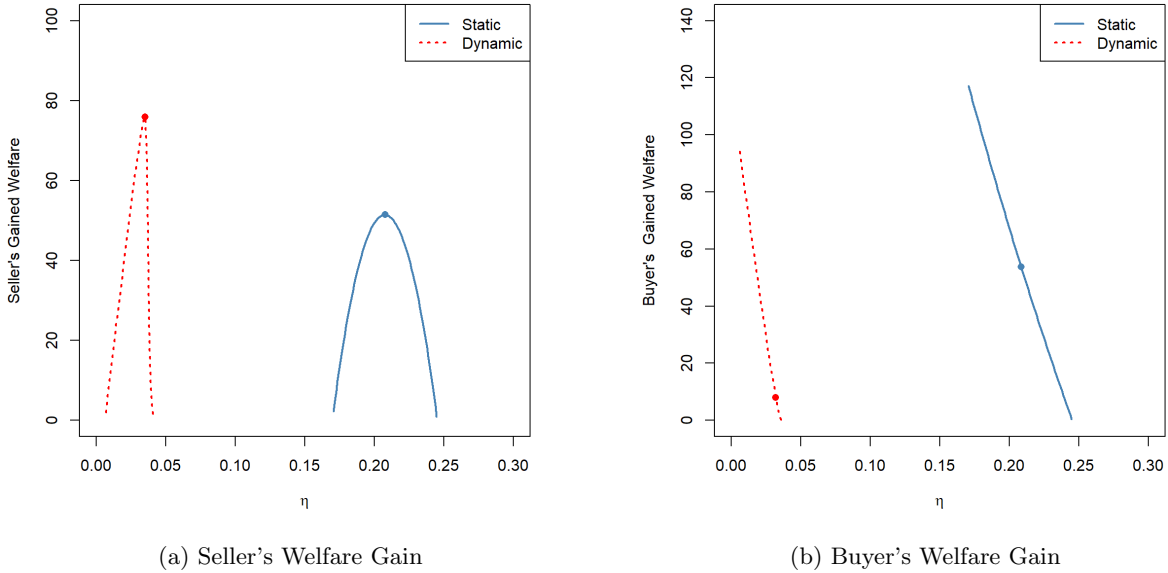


Figure 3.2: Welfare gain of the seller (left panel) and the buyer (right panel) when trading the static and the dynamic contract.

3.3 Fixed Payments and Optimal Hedge Ratios

In order to get a better idea of the risk coverage provided by both contracts, we examine the time patterns of fixed payments and the optimal hedge ratios selected by the buyer for both contract types. For illustrative purpose, we only discuss the case of a more risk-averse buyer. Results with a more risk-averse seller are qualitatively similar.

Figure 3.3(a) illustrates the fixed payments for the static contract under full hedge, denoted as $(1 + \eta^*)\hat{l}_t$. The fixed payments decrease over time due to the natural decline in the expected number of surviving policyholders. Additionally, Figure 3.3(b) presents the dynamic contract's fixed payments. Here, the fixed payments in each year t are determined based on the most recently observed count of survived policyholders, l_{t-1} . Consequently, there are uncertainties associated with the future fixed payments due to the randomness of l_{t-1} . To account for this uncertainty, Figure 3.3(b) includes the 95% confidence interval for these payments. We see that the variability in fixed payments is pronounced, indicating the less predictable nature of the hedging costs with dynamic contracts compared to their static counterparts.

Turning to the optimal hedging ratios, Figure 3.4 compares these ratios for both contract types. First, the optimal hedge rate with the static contract is slightly below 0.4. In other words, the buyer will not opt for a full hedge because of the risk loading. Second, with the dynamic contract, the optimal hedge ratio exhibits a declining trend over time – the buyer opts for a full hedge for the first 25 years, then gradually reduces the hedge ratio thereafter. This decline is driven by the buyer's trade-off between the impact of hedging on the mean and variance of her liability. Initially, the reduction in variance outweighs the increase in mean, motivating higher hedge ratios. However,

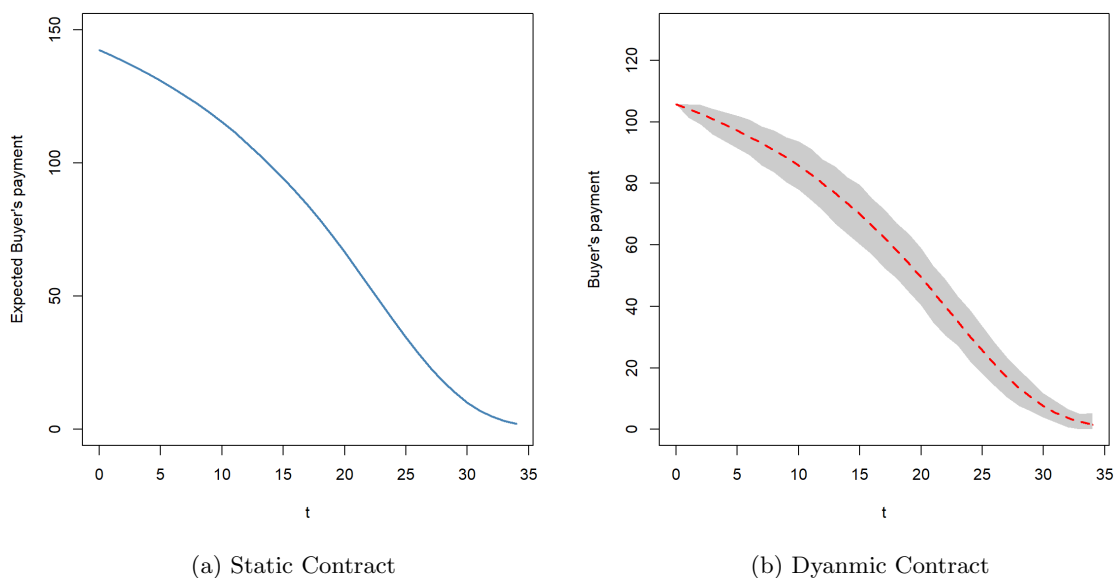


Figure 3.3: Panel (a): The fixed payments with full hedge, $(1 + \eta^*)\hat{l}_t$, with the static contract. Panel (b): The 95% confidence intervals of the fixed payments with full hedge with the dynamic contract.

maintaining a full hedge results in a disproportionate rise in expected liability compared to the reduction in variance over time, leading to lower hedge ratios near the end of the contract.

4 Implications for Longevity Risk Transfer Market

This section explores the implications of the results presented in Section 3 for the current longevity risk transfer market. Section 4.1 examines the crucial role of reinsurers in longevity risk transactions, while Section 4.2 addresses the longevity risk aversion of both parties involved in transactions within the reinsurance sector and the longevity-linked capital market.

4.1 The Role of Reinsurers

Reinsurers are key players in the longevity risk transfer market. Since its inception in 2006, the modern longevity risk transfer market has predominantly involved transactions within the reinsurance sector, where the typical buyers are defined benefit pension plans and life insurers, and sellers are global reinsurers. In longevity reinsurance transactions, reinsurers aggregate idiosyncratic longevity risks from pension plans and life insurers. Through these reinsurance transactions, reinsurers benefit from significant diversification of buyer-specific longevity risks within their overall business portfolios. This diversification allows them to absorb longevity risk at a relatively low cost, making reinsurance an attractive option for pension plans and primary insurers seeking to hedge against longevity risk.

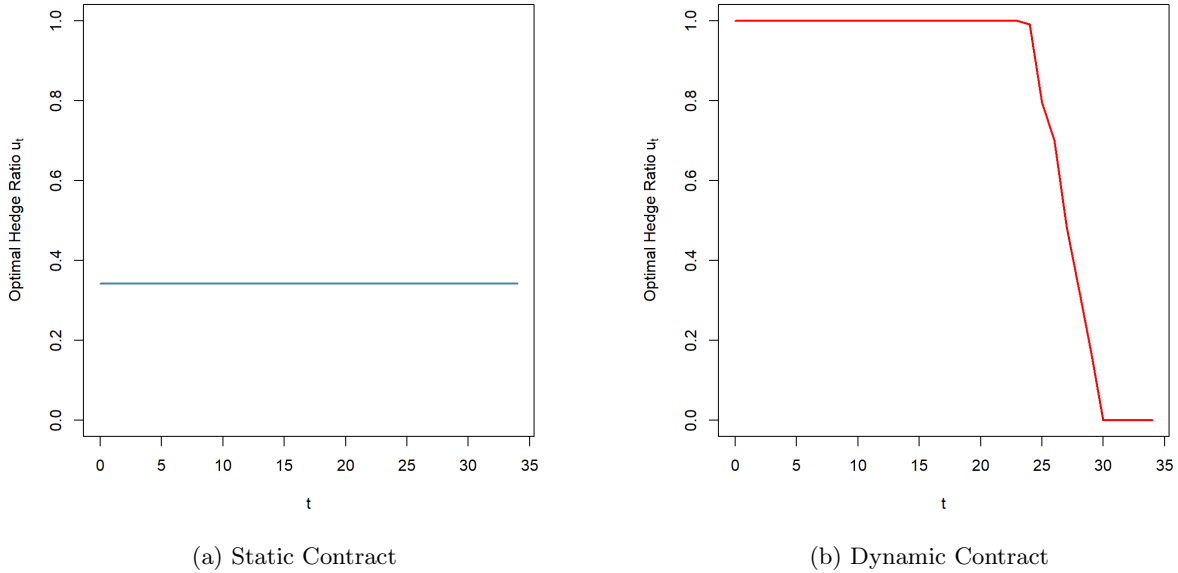


Figure 3.4: Buyer’s optimal hedge ratio with both contract types in the reinsurance market at different ambiguity levels.

Although the global reinsurance sector has been effectively absorbing longevity risks, the growing volume of risk carried by pension plans and funds, due to increasing life expectancy, will eventually exceed the reinsurance sector’s capacity (Blake et al., 2019). As the amount of longevity risk in the reinsurer’s portfolio increases, it will begin to make up a larger portion of the overall risk profile. This reduces the reinsurer’s ability to balance or offset the longevity risk with other types of risks, leading to a decrease in the effectiveness of diversification. As a result, the reinsurer faces a higher overall risk exposure, which requires more economic capital to be held against potential losses. This increase in required capital and the reduced ability to diversify leads to higher reinsurance costs, as the reinsurer needs to price the risk more conservatively to account for the higher exposure and the reduced risk-spreading benefits.

Therefore, as the market becomes more saturated, reinsurers face reduced competitiveness. In this case, reinsurers will have the motivation to offload the systematic components of their longevity risk exposure to capital market investors (Börger et al., 2023). By transferring these non-diversifiable risks to investors through longevity swaps and other longevity-linked assets, reinsurers can optimize their economic capital, maintain the efficiency of their risk management, and ensure a more balanced and sustainable distribution of longevity risk across the market.

4.2 Risk Aversions in Longevity Risk Transfers

Reinsurance Transactions

In the reinsurance market for longevity risk, buyers, typically pension plans and small to

medium-sized life insurers, are generally more risk-averse than the sellers, who are global reinsurers. The primary reason for this difference in risk tolerance lies in the diversification benefits that reinsurers enjoy, which are not available to the buyers. Global reinsurers often manage large, diversified portfolios that include a wide range of insurance products, such as life insurance, property, and casualty insurance. At this stage, the longevity risk constitutes only a moderate portion of their overall portfolio. This diversification allows reinsurers to absorb longevity risk at a lower cost and with less impact on their overall financial stability. In contrast, pension plans and small life insurers manage relatively modest pools of annuitants or pensioners, which limits their ability to spread and offset the risks. Consequently, these buyers face more significant potential losses from longevity risk, making them more risk-averse.

Additionally, the buyers' risk aversion is heightened by several other factors. Many pension plans, for example, serve homogeneous groups of individuals who share similar socioeconomic characteristics, such as occupation, income level, and geographic location. This homogeneity can amplify systematic longevity risks, making it more challenging for these plans to manage unexpected increases in life expectancy within their beneficiary population. Furthermore, pension managers, life insurance portfolio managers, or fund managers may exhibit risk aversion as financial losses or insolvency within their institutions could jeopardize their job security (Ge and Weisbach, 2021). Lastly, pension plans and primary insurers typically face stricter solvency regulations than reinsurers. Consequently, these buyers must maintain higher capital reserves to ensure they can meet future obligations, further limiting their ability to take on additional risks.

Therefore, as discussed in Section 3.2, the preference for static contracts in longevity reinsurance, driven by the higher risk aversion of buyers, corresponds with the empirical observation that most longevity reinsurance transactions are *static and long-term* in nature. For instance, in December 2023, Nationale-Nederlanden (NN) Group transferred €13 billion of longevity risk associated with pension liabilities in the Netherlands to Prudential Financial, Inc. and Swiss Re, covering approximately 300,000 Dutch pension policies. Similarly, in August 2023, the BT Pension Scheme entered into a £5 billion longevity swap arrangement with Reinsurance Group of America. This transaction, which follows a previous £16 billion longevity swap with Prudential Insurance Company of America in 2014, helps the scheme mitigate the risk of unexpected increases in life expectancy among its members. Numerous other examples exist. These reinsurance deals are structured to have hedging costs and risk coverage determined at inception and remain effective until the underlying insured portfolios have fully run off.⁶

Capital Market Transactions

Despite being a theoretically appealing way to provide external capital to the reinsurance sector and diversification benefits to investors, longevity-linked capital market transactions remain extremely rare in reality. Notably, investment banks, including major players like J.P. Morgan, initially engaged in the market alongside insurers but have gradually withdrawn. Banks with in-

⁶Source: <https://www.artemis.bm/news/nn-group-taps-prudential-swiss-re-for-e13bn-longevity-risk-transfer/>.

insurance subsidiaries, such as Goldman Sachs (owner of Rothesay Life) and Deutsche Bank (owner of Abbey Life), also participated briefly before divesting from their life insurance businesses (Blake et al., 2023). For a comprehensive review of the capital market’s role in longevity risk transfer and an analysis of existing transactions, we refer to (Kessler, 2021; Blake et al., 2023).

A key factor contributing to the scarcity of capital market transactions and the withdrawal of capital market investors is likely their limited understanding of longevity risk, in particular, the challenges associated with forecasting longevity-linked cash flows. Additionally, the lack of liquidity in the market makes it difficult for these investors to transfer, diversify, or hedge the longevity risk they assume. These knowledge gaps and market frictions likely increase the aversion of capital market investors towards longevity risk. As discussed in Section 3.2, this increased risk aversion provides a possible explanation for the rarity of *long-term* longevity risk transfer transactions in the capital market. Specifically, while buyers demand static, long-term hedging instruments, sellers are unwilling to offer such contracts and prefer short-term instruments for longevity risk transfer. This preference for short-term instruments in the capital markets is demonstrated by the mortality CAT bonds and the recent emergence of longevity sidecars in the capital market.

Another consequence of the limited understanding of longevity risk is information asymmetry in capital market transactions. Specifically, capital market investors are concerned that those offloading the longevity risk – the global insurers and reinsurers – possess more information about the risk, leading to fears of being sold a ‘lemon’ (Blake and Kearns, 2022). Existing studies have also identified moral hazard in insurance-linked securities (Götze and Gürtler, 2020). In the following section, we will show that the existence of information asymmetry could lead to the market collapse of static contracts in the capital market, while dynamic contracts remain viable under very general conditions.

Finally, we acknowledge that the discussions on risk aversion in this section do not encompass all possible scenarios encountered in the real-world longevity risk transfer market. There may be instances where the buyer exhibits less risk aversion in a reinsurance context or more risk aversion in a capital market transaction. In such scenarios, our model would still suggest a preference for dynamic contracts when the buyer is less risk-averse and static contracts when the buyer is more risk-averse, regardless of the transaction sector.

5 Incorporating Information Asymmetry

In this section, we introduce the optimal longevity risk transfer problem under information asymmetry, modeled through ambiguity (Bossaerts et al., 2010; Ju and Miao, 2012), wherein the seller does not know the true probability measure of survival probabilities for the buyer’s portfolio. Sections 5.1 and 5.2 introduce the Stackelberg game and the simulation of future survival probabilities under ambiguity, and Section 5.3 presents corresponding numerical analyses of capital market transactions.

5.1 Stackelberg Game

In the presence of ambiguity, the seller does not know the true probability measure of the buyer's portfolio and instead considers a collection of probability measures, \mathcal{Q} , which she believes includes all possible candidates for the true probability measure. Each probability measure in \mathcal{Q} , denoted as \mathbb{Q}^λ , is referred to as a *prior probability measure*. We assume that the physical measure \mathbb{P} is the most plausible prior probability measure considered by the seller. In the context of ambiguity, \mathbb{P} is termed the benchmark probability measure, and the fixed payments of the longevity swaps, \hat{l}_t , are still calculated under \mathbb{P} .

The prior probability measures are defined as follows. Under a given prior probability measure \mathbb{Q}^λ , the $(t - s)$ -year survival probability for the policyholder aged $x + s$ is given by:

$$\mathbb{E}^{\mathbb{Q}^\lambda} [{}_{t-s}P_{x+s}] := ({}_{t-s}\hat{p}_{x+s})^\lambda, \quad (5.1)$$

where we recall that ${}_{t-s}\hat{p}_{x+s} = \mathbb{E}^{\mathbb{P}} [{}_{t-s}P_{x+s}]$, and we denote by $\lambda > 0$ the parameter labelling the prior probability measures. In particular, the reference measure \mathbb{P} corresponds to the case that $\lambda = 1$. The formulation in Equation (5.1) ensures that the survival probabilities are confined within the interval of $[0, 1]$ under all priors. With this construction, a λ value *greater* than 1 implies *lower* survival probabilities and, consequently, a reduced life expectancy compared to what is predicted by the reference measure. It is important to note that this definition is merely a convenient way to represent the expected values of true survival probabilities under various priors within our framework. Alternative definitions are also feasible and can be integrated as needed.

In response to the uncertainty regarding the true probability measure, we adopt the maxmin expected utility framework (Gilboa and Schmeidler, 1989b) to find the best strategy under the worst-case scenario. This is arguably the most common approach in economic decision-making under ambiguity (see, e.g., Dimmock et al., 2016; Kostopoulos et al., 2022). In our context, the worst-case scenario corresponds to the prior probability measure \mathbb{Q}^λ that leads to the largest survival probabilities of the policyholders. The optimal contracting process in the presence of ambiguity is detailed below.

For the *static contract*, given a prior probability measure \mathbb{Q}^λ , the buyer selects the optimal constant hedging ratio u for a given risk loading $\eta \geq 0$ by solving:

$$\sup_u \left\{ \mathbb{E}^{\mathbb{Q}^\lambda} [B_T(u, \eta)] - \frac{\gamma_b}{2} \text{Var}^{\mathbb{Q}^\lambda} [B_T(u, \eta)] \right\}. \quad (5.2)$$

The seller, considering the buyer's optimal response $u^*(\eta)$ and following the maxmin principle, then calculates the optimal η under the worst-case scenario within \mathcal{Q} , the set of prior probability measures:

$$\sup_{\eta \geq 0} \inf_{\mathbb{Q}^\lambda \in \mathcal{Q}} \left\{ \mathbb{E}^{\mathbb{Q}^\lambda} [S_T(u^*(\eta))] - \frac{\gamma_s}{2} \text{Var}^{\mathbb{Q}^\lambda} [S_T(u^*(\eta))] \right\}. \quad (5.3)$$

In the context of a *dynamic contract*, the buyer maximizes the mean-variance criterion with a

time-varying hedge ratio:

$$\sup_{\mathbf{u}} \left\{ \mathbb{E}^{\mathbb{Q}^\lambda} [B_T(\mathbf{u}, \eta)] - \frac{\gamma^b}{2} \text{Var}^{\mathbb{Q}^\lambda} [B_T(\mathbf{u}, \eta)] \right\}, \quad (5.4)$$

with $\mathbf{u} = (u_t)_{t \in \{0,1,2,\dots,T-1\}}$. The seller's corresponding optimization problem is then defined as:

$$\sup_{\eta \geq 0} \inf_{\mathbb{Q}^\lambda \in \mathcal{Q}} \left\{ \mathbb{E}^{\mathbb{Q}^\lambda} [S_T(\mathbf{u}^*(\eta))] - \frac{\gamma^s}{2} \text{Var}^{\mathbb{Q}^\lambda} [S_T(\mathbf{u}^*(\eta))] \right\}, \quad (5.5)$$

where $\mathbf{u}^* = (u_t^*(\eta))_{t \in \{0,1,2,\dots,T-1\}}$.

The derivation of the optimal η and the corresponding hedging ratios for the static contract is detailed in Appendix C.1. A notable challenge in the dynamic contract scenario is the time inconsistency introduced by the time-varying hedging ratio, a complex aspect often encountered in stochastic mean-variance optimization problems (see, e.g., Bjork and Murgoci, 2010; Björk et al., 2014). To address this, we apply the game-theoretic approach proposed by Bjork and Murgoci (2010), formulating the optimal hedge ratio as an equilibrium strategy by solving a system of extended Hamilton-Jacobi-Bellman (EHJB) equations. Comprehensive explanations of the equilibrium strategy and associated derivations are provided in Appendix C.2.

5.2 Construction of \mathcal{Q}

This subsection discusses how the set of prior probability measures, \mathcal{Q} , is constructed in the numerical analysis. According to the definition, \mathcal{Q} is characterized by specifying a set of values for the parameter λ . However, the challenge is that the value of λ is somewhat abstract for a decision maker to specify. To address this, we construct the range of λ by linking it with the projected *remaining life expectancy* at age x .

Specifically, by (5.1), we know that the remaining life expectancy at age x under \mathbb{Q}^λ is given by

$$\hat{e}_x(\lambda) := \mathbb{E}^{\mathbb{Q}^\lambda} \left[\sum_{k=1}^T k P_x \right] = \sum_{k=1}^T k \hat{p}_x^\lambda.$$

In particular, $\hat{e}_x := \hat{e}_x(1)$ represents the projected life expectancy under the reference measure \mathbb{P} . We then define the set of prior probability measures as follows:

$$\mathcal{Q} = \{ \mathbb{Q}^\lambda : \text{the value of } \lambda \text{ satisfies } \hat{e}_x(\lambda) \in [(1 - \alpha)\hat{e}_x, (1 + \alpha)\hat{e}_x] \}.$$

Here, we use α as a parameter to represent the *degree of ambiguity*. It reduces to the scenario without ambiguity if $\alpha = 0$. As an illustrative example, suppose that the initial age of policyholders is $x = 65$ and the degree of ambiguity equals $\alpha = 0.05$, meaning that the seller speculates that the expected life expectancy can be 5% higher or lower than predicted under the reference measure \mathbb{P} .

Then we have

$$\mathcal{Q} = \left\{ \mathbb{Q}^\lambda : \lambda \in [0.86, 1.15] \right\}$$

because $\hat{e}_{65}(0.86) = 1.05\hat{e}_{65}$ and $\hat{e}_{65}(1.15) = 0.95\hat{e}_{65}$. Table 1 reports more ranges of λ for by varying the degree of ambiguity α .

Table 1: Interval of λ with different degrees of ambiguity α

α	Interval of λ
0.05	[0.86, 1.15]
0.1	[0.74, 1.33]
0.15	[0.64, 1.53]
0.2	[0.54, 1.76]
0.4	[0.24, 3.18]

5.3 Numerical Analysis

We now present a numerical analysis of transactions under ambiguity when the seller is more risk averse. Similar to Section 3.2, we set the risk aversion parameters at $\gamma_b = 0.1$ for the buyer and $\gamma_s = 0.3$ for the seller. Figures 5.1(a) and 5.1(b) show the welfare gains for both contract types across three levels of ambiguity for the seller: no ambiguity, $\alpha = 0.05$, and $\alpha = 0.1$. We can observe that welfare gains from static contracts are much more sensitive to changes in ambiguity compared to dynamic contracts. Specifically, at an ambiguity level of $\alpha = 0.1$, i.e., when the seller believes that the true life expectancy of the annuitants could be 10% larger than that indicated by the benchmark measure, static contracts no longer provide beneficial outcomes for the seller at any η , leading to a *collapse of the market for static contracts*. In contrast, welfare gains for dynamic contracts decline less sharply with increased ambiguity, demonstrating greater robustness. Even at $\alpha = 0.1$, the range of η that ensures positive welfare gains remains substantial.

Figure 5.2 examines the buyer’s welfare gain for both static and dynamic contracts at an ambiguity level of $\alpha = 0.05$. We see that the dynamic contract offers higher welfare gains for the buyer across nearly all prior probability measures. This is because the more risk-averse seller requires high risk loadings to offer the static contract. Such increased loadings would sharply reduce the buyer’s welfare gains, making the dynamic contract a more cost-effective option despite its lower risk coverage. Specifically, for λ values above 1.06, the buyer avoids purchasing any static contract.

In summary, the analysis in this section shows that information asymmetry contributes to the scarcity of long-term longevity risk transfers in the capital market. While short-term instruments may not fully address the long-term nature of longevity risk, they are a more feasible solution than static contracts and thus offer valuable initial steps toward developing an efficient and active capital market for longevity risk transfer.

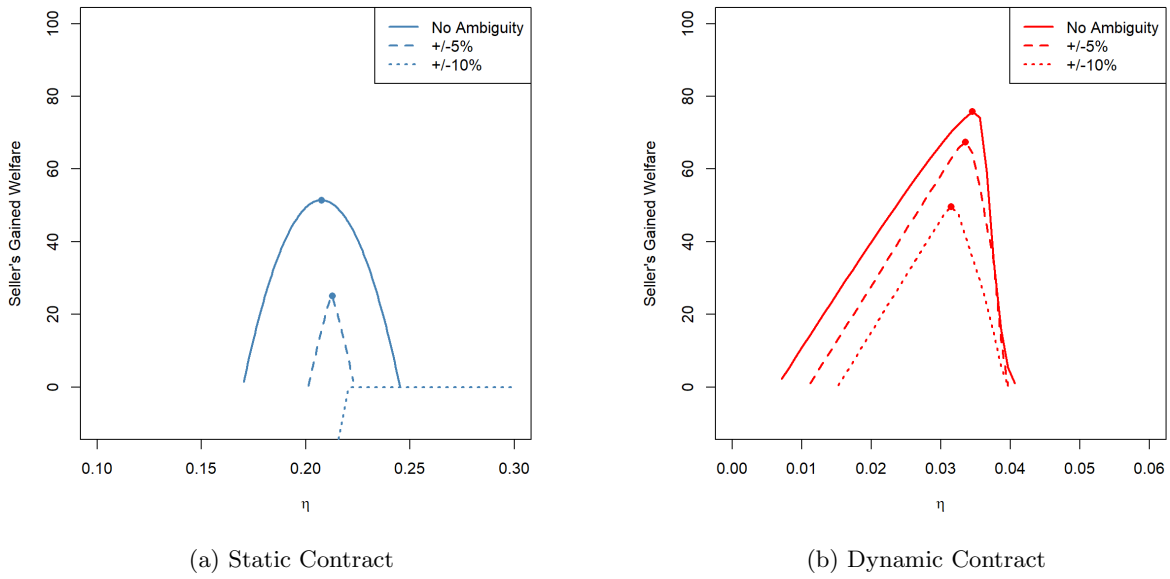


Figure 5.1: Welfare gain of the seller when trading the static (left panel) and the dynamic contract (right panel) across different ambiguity scenarios.

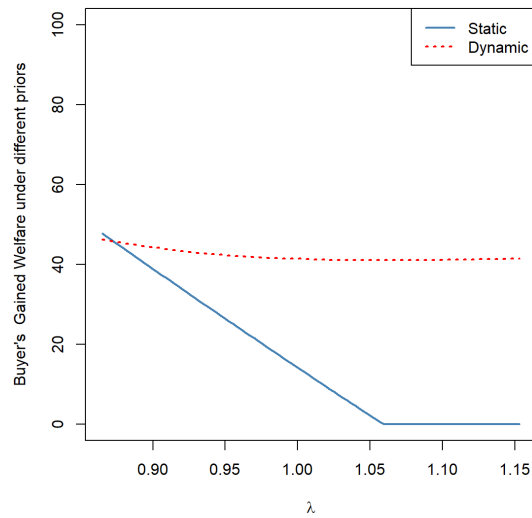


Figure 5.2: The buyer's welfare gain across all prior probability measures with both contract types with the ambiguity level of $\alpha = 0.05$ when the seller is more risk averse.

6 Conclusion

This study developed an economic framework to explore optimal longevity risk transfer between institutions, focusing on the interactions between buyers — entities seeking to offload long-term longevity risk — and sellers — institutions providing hedge services — with differing levels of risk aversion. We examined two types of indemnity longevity swap contracts: a static contract, characterized by a constant hedge ratio and fixed payments predetermined at time 0, and a dynamic contract, where both hedge ratios and fixed payments are periodically adjusted based on the latest available mortality information. By analyzing both static and dynamic contracts through a Stackelberg game framework, we demonstrated that the market preference for contract types is significantly influenced by the risk aversion of the involved parties. Specifically, static contracts are preferred when the buyer is more risk-averse, as they better align with the buyer’s long-term hedging needs. In contrast, dynamic contracts are favored when the seller is more risk-averse, as these contracts offer greater flexibility and avoid the commitment of long-term protections.

These insights provide theoretical explanations for several observed patterns in the current longevity risk transfer market. Economic theories and market observations suggest that buyers are generally more risk-averse in the reinsurance sector, whereas the opposite is true in capital market transactions. Our model explains why most longevity risk transactions in the reinsurance sector are static, why such transactions are extremely rare in the capital market, and why there is a growing trend toward short-dated instruments like mortality CAT bonds and longevity sidecars in the capital market.

Furthermore, we incorporate information asymmetry — characterized as ambiguity — an important challenge in capital market transactions. Our analysis shows that the preference for dynamic contracts persists in the presence of ambiguity. More importantly, static contracts are highly sensitive to ambiguity, with even a moderate degree of ambiguity potentially leading to market collapse. This sensitivity offers an additional explanation for the scarcity of long-term longevity risk transfers in the capital market. In contrast, dynamic contracts are more resilient under ambiguity, making it easier to sustain transactions. Thus, while short-term instruments may not fully address the long-term nature of longevity risk, they provide valuable initial steps toward developing an efficient and active capital market for longevity risk transfer.

Future research could explore several interesting directions. First, it would be worthwhile to consider scenarios where information asymmetry occurs in the opposite direction — where the buyer lacks complete information about their own longevity risk— in the reinsurance sector. Such analysis could provide valuable insights into longevity reinsurance transactions, particularly since reinsurers often possess superior modeling expertise of longevity-linked cash flows compared to small- and medium-sized pension plans (Biffis and Blake, 2013). Additionally, while this paper focuses on indemnity longevity swaps, exploring alternative hedging instruments, such as index-based longevity derivatives (Cairns, 2013), could offer valuable insights for capital market transactions.

References

- Acharya, V.V., Pedersen, L.H., 2005. Asset pricing with liquidity risk. *Journal of financial Economics* 77, 375–410.
- Aït-sahali, Y., Brandt, M.W., 2001. Variable selection for portfolio choice. *The Journal of Finance* 56, 1297–1351.
- Baradel, N., 2024. Optimal control under uncertainty: Application to the issue of cat bonds. *Insurance: Mathematics and Economics* 117, 16–44.
- Basak, S., Chabakauri, G., 2010. Dynamic mean-variance asset allocation. *The Review of Financial Studies* 23, 2970–3016.
- Bernard, C., Liu, F., Vanduffel, S., 2020. Optimal insurance in the presence of multiple policyholders. *Journal of Economic Behavior & Organization* 180, 638–656.
- Biffis, E., Blake, D., 2010. Securitizing and tranching longevity exposures. *Insurance: Mathematics and Economics* 46, 186–197.
- Biffis, E., Blake, D., 2013. Informed intermediation of longevity exposures. *Journal of Risk and Insurance* 80, 559–584.
- Biffis, E., Blake, D., 2014. Keeping some skin in the game: How to start a capital market in longevity risk transfers. *North American Actuarial Journal* 18, 14–21.
- Biffis, E., Blake, D., Pitotti, L., Sun, A., 2016. The cost of counterparty risk and collateralization in longevity swaps. *Journal of Risk and Insurance* 83, 387–419.
- Björk, T., Khapko, M., Murgoci, A., 2017. On time-inconsistent stochastic control in continuous time. *Finance and Stochastics* 21, 331–360.
- Bjork, T., Murgoci, A., 2010. A general theory of markovian time inconsistent stochastic control problems. Available at SSRN 1694759 .
- Björk, T., Murgoci, A., 2014. A theory of markovian time-inconsistent stochastic control in discrete time. *Finance and Stochastics* 18, 545–592.
- Björk, T., Murgoci, A., Zhou, X.Y., 2014. Mean–variance portfolio optimization with state-dependent risk aversion. *Mathematical Finance: An International Journal of Mathematics, Statistics and Financial Economics* 24, 1–24.
- Blake, D., Cairns, A., Coughlan, G., Dowd, K., MacMinn, R., 2013. The new life market. *Journal of Risk and Insurance* 80, 501–558.

- Blake, D., Cairns, A., Dowd, K., MacMinn, R., 2006. Longevity bonds: financial engineering, valuation, and hedging. *Journal of Risk and Insurance* 73, 647–672.
- Blake, D., Cairns, A.J., Dowd, K., Kessler, A.R., 2019. Still living with mortality: The longevity risk transfer market after one decade. *British Actuarial Journal* 24, e1.
- Blake, D., Cairns, A.J., Kallestrup-Lamb, M., Rangvid, J., 2023. Longevity risk and capital markets: the 2021–22 update. *Journal of Demographic Economics* 89, 299–312.
- Blake, D., Morales, M., 2017. Longevity risk and capital markets: The 2014–15 update.
- Blake, D.P., Kearns, H., 2022. Looking into longevity: Q&a with professor david blake. Blake, D. & Kearns, H.(2022). Looking into longevity: Q & A with Professor David Blake. London, UK: Insight Investment .
- Boonen, T.J., Ghossoub, M., 2023. Bowley vs. pareto optima in reinsurance contracting. *European Journal of Operational Research* 307, 382–391.
- Börger, M., Freimann, A., Ruß, J., 2023. On the economics of the longevity risk transfer market. *Journal of Risk and Insurance* 90, 597–632.
- Bossaerts, P., Ghirardato, P., Guarnaschelli, S., Zame, W.R., 2010. Ambiguity in asset markets: Theory and experiment. *The Review of Financial Studies* 23, 1325–1359.
- Boyer, M.M., Box-Couillard, S., Michaud, P.C., 2020. Demand for annuities: Price sensitivity, risk perceptions, and knowledge. *Journal of Economic Behavior & Organization* 180, 883–902.
- Bugler, N., Maclean, K., Nicenko, V., Tedesco, P., 2021. Reinsurance sidecars: The next stage in the development of the longevity risk transfer market. *North American Actuarial Journal* 25, S25–S39.
- Cairns, A.J., 2013. Robust hedging of longevity risk. *Journal of Risk and Insurance* 80, 621–648.
- Caliendo, F.N., Gorry, A., Slavov, S., 2020. Survival ambiguity and welfare. *Journal of Economic Behavior & Organization* 170, 20–42.
- Cao, J., Li, D., Young, V.R., Zou, B., 2022. Stackelberg differential game for insurance under model ambiguity. *Insurance: Mathematics and Economics* 106, 128–145.
- Chen, A., Li, H., Schultze, M., 2022. Collective longevity swap: A novel longevity risk transfer solution and its economic pricing. *Journal of Economic Behavior & Organization* 201, 227–249.
- Chen, A., Li, H., Schultze, M.B., 2023. Optimal longevity risk transfer under asymmetric information. *Economic Modelling* 120, 106179.

- Chen, L., Landriault, D., Li, B., Li, D., 2021. Optimal dynamic risk sharing under the time-consistent mean-variance criterion. *Mathematical Finance* 31, 649–682.
- Chen, L., Shen, Y., 2018. On a new paradigm of optimal reinsurance: a stochastic stackelberg differential game between an insurer and a reinsurer. *ASTIN Bulletin: The Journal of the IAA* 48, 905–960.
- CMI Mortality Projections Committee, et al., 2016. Cmi mortality projections model consultation—technical paper. Institute and Faculty of Actuaries. Working paper .
- Corcos, A., Montmarquette, C., Pannequin, F., 2020. How the demand for insurance became behavioral. *Journal of Economic Behavior & Organization* 180, 590–595.
- Cummins, J.D., 2008. Cat bonds and other risk-linked securities: state of the market and recent developments. *Risk management and insurance review* 11, 23–47.
- Dai, M., Jin, H., Kou, S., Xu, Y., 2021. A dynamic mean-variance analysis for log returns. *Management Science* 67, 1093–1108.
- Dimmock, S.G., Kouwenberg, R., Wakker, P.P., 2016. Ambiguity attitudes in a large representative sample. *Management Science* 62, 1363–1380.
- Dowd, K., Blake, D., Cairns, A.J., Dawson, P., 2006. Survivor swaps. *Journal of Risk and Insurance* 73, 1–17.
- Ge, S., Weisbach, M.S., 2021. The role of financial conditions in portfolio choices: The case of insurers. *Journal of Financial Economics* 142, 803–830.
- Ghili, S., Handel, B., Hendel, I., Whinston, M.D., 2024. Optimal long-term health insurance contracts: characterization, computation, and welfare effects. *Review of Economic Studies* 91, 1085–1121.
- Gilboa, I., Schmeidler, D., 1989a. Maxmin expected utility with a non-unique prior. *Journal of Mathematical Economics* 18, 141–153.
- Gilboa, I., Schmeidler, D., 1989b. Maxmin expected utility with non-unique prior. *Journal of mathematical economics* 18, 141–153.
- Götze, T., Görtler, M., 2020. Risk transfer and moral hazard: An examination on the market for insurance-linked securities. *Journal of Economic Behavior & Organization* 180, 758–777.
- Guiso, L., Paiella, M., 2008. Risk aversion, wealth, and background risk. *Journal of the European Economic association* 6, 1109–1150.
- Hurwitz, A., Mitchell, O.S., Sade, O., 2022. Testing methods to enhance longevity awareness. *Journal of Economic Behavior & Organization* 204, 466–475.

- Ju, N., Miao, J., 2012. Ambiguity, learning, and asset returns. *Econometrica* 80, 559–591.
- Kessler, A., 2021. New solutions to an age-old problem: innovative strategies for managing pension and longevity risk. *North American Actuarial Journal* 25, S7–S24.
- Khaw, M.W., Li, Z., Woodford, M., 2021. Cognitive imprecision and small-stakes risk aversion. *The review of economic studies* 88, 1979–2013.
- Kostopoulos, D., Meyer, S., Uhr, C., 2022. Ambiguity about volatility and investor behavior. *Journal of Financial Economics* 145, 277–296.
- Laeven, L., Levine, R., 2009. Bank governance, regulation and risk taking. *Journal of financial economics* 93, 259–275.
- Li, H., De Waegenaere, A., Melenberg, B., 2017. Robust mean–variance hedging of longevity risk. *Journal of Risk and Insurance* 84, 459–475.
- Maccheroni, F., Marinacci, M., Ruffino, D., 2013. Alpha as ambiguity: Robust mean-variance portfolio analysis. *Econometrica* 81, 1075–1113.
- Pitacco, E., 2009. Modelling longevity dynamics for pensions and annuity business. Oxford University Press.
- Richards, S.J., Currie, I.D., Kleinow, T., Ritchie, G.P., 2019. A stochastic implementation of the apci model for mortality projections. *British Actuarial Journal* 24, e13.
- Rothschild, M., Stiglitz, J., 1976. Equilibrium in competitive insurance markets: An essay on the economics of imperfect information. *The Quarterly Journal of Economics* 90, 629–649.
- Sannikov, Y., 2008. A continuous-time version of the principal-agent problem. *The Review of Economic Studies* 75, 957–984.
- Schreiber, P., Weber, M., 2016. Time inconsistent preferences and the annuitization decision. *Journal of Economic Behavior & Organization* 129, 37–55.
- Stiglitz, J.E., 1977. Monopoly, non-linear pricing and imperfect information: the insurance market. *The Review of Economic Studies* 44, 407–430.
- Wang, L., Chiu, M.C., Wong, H.Y., 2023. Time-consistent mean-variance reinsurance-investment problem with long-range dependent mortality rate. *Scandinavian Actuarial Journal* 2023, 123–152.
- Wong, T.W., Chiu, M.C., Wong, H.Y., 2017. Managing mortality risk with longevity bonds when mortality rates are cointegrated. *Journal of Risk and Insurance* 84, 987–1023.

Appendix

A Simulating Future Survival Probabilities

The procedure of forecasting future survival probabilities comprises the following steps:

1. Fit Equations (3.1) and (3.2) to historical mortality data to establish baseline parameters.
2. For a given simulation horizon T , simulate K paths of future κ values, denoted as $\kappa_t^{(k)}$ for $t = 1, 2, \dots, T$ and $k = 1, 2, \dots, K$, by:

$$\kappa_t^{(k)} = \kappa_{t-1}^{(k)} + \hat{\sigma}_\kappa \varepsilon_t^{(k)},$$

where $\varepsilon_t^{(k)}$ is the simulated shock to the mortality improvement factor in year t on the k -th path.

3. Utilizing the simulated κ paths, generate S paths of future death rates by:

$$m_{x,t}^{(k)} = \exp(\hat{\beta}_x^{(1)} + \hat{\beta}_x^{(2)}(t - \bar{h}) + \kappa_t^{(k)} + \hat{\gamma}_c + \hat{\sigma}_{\omega_x} \omega_{x,t}^{(k)}),$$

where $\omega_{x,t}^{(k)}$ is the simulated shock for age x in year t on the k -th path.

4. The $(t - s)$ -year survival probability for a policyholder aged $x + s$ at time s on the k -th path is approximated using (Pitacco, 2009):

$${}_{t-s}p_{x+s}^{(k)} \approx \exp\left(-\sum_{\mu=0}^{t-s} m_{x+s+\mu, s+\mu}^{(k)}\right)$$

for any $s, t \in \tau$ and $s < t$.

5. The estimate of ${}_{t-s}p_{x+s}$ is obtained by averaging the K simulated values:

$${}_{t-s}\hat{p}_{x+s} = \frac{1}{K} \sum_{k=1}^K {}_{t-s}p_{x+s}^{(k)}.$$

B Risk-Neutral Seller

This section examines the robustness of our findings regarding risk aversion parameters by considering the case where the seller is risk-neutral ($\gamma_s = 0$), while buyer's risk aversion γ_b remains at 0.3. This setup indicates a larger difference in risk aversion between the two parties.

Figure B.1 displays the welfare gains for both parties under this configuration. Similar to observations from Figure 3.1, trading the static contract yields significantly greater welfare gains

for both parties compared to the dynamic contract. Notably, when the seller is risk-neutral, these gains are even more pronounced than in scenarios where the seller is risk-averse.

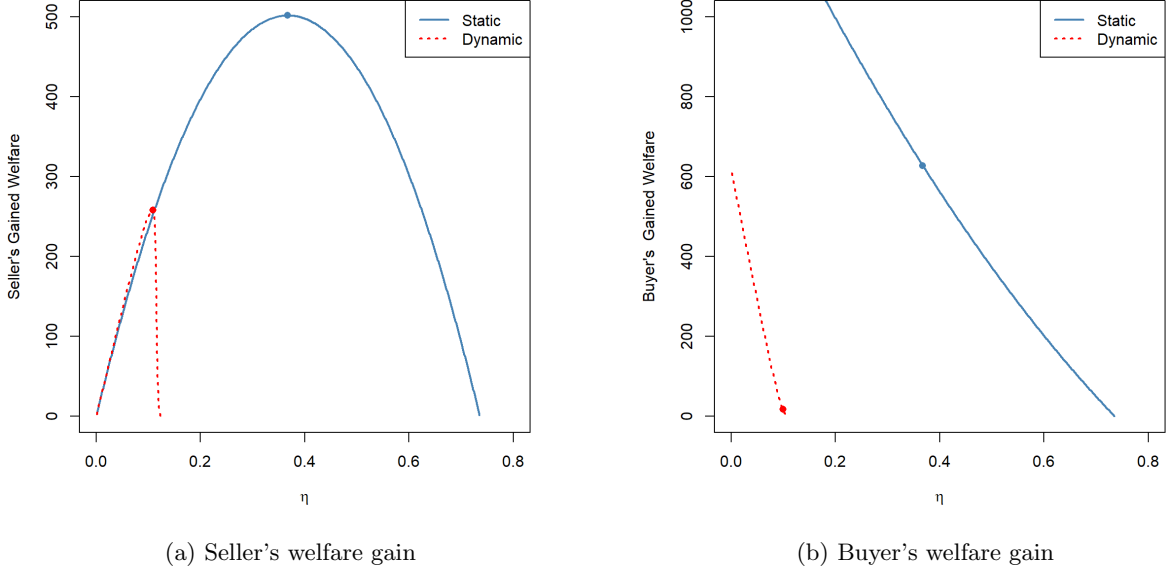


Figure B.1: Welfare gain of the seller (left panel) and the buyer (right panel) when trading the static and the dynamic contract when seller is risk-neutral

C Optimal Contracts in the Presence of Ambiguity

This section discusses the derivation of optimal contract parameters in the presence of ambiguity for both the static (Section C.1) and the dynamic (Section C.2) contract.

C.1 Static Contract

Theorem C.1 *Suppose we are given the seller's premium loading η , the buyer's optimal hedge ratio with the **static contract** equals:*

$$u^*(\cdot; \eta, \lambda) = 0 \vee \left(1 - \frac{C_1^\lambda}{\gamma_b D_1^\lambda}\right) \wedge 1, \quad (\text{C.1})$$

where

$$C_1^\lambda := l_0 \sum_{i=1}^T (1+r)^{T-i} \left((1+\eta)_i \hat{p}_x - i \hat{p}_x^\lambda \right), \quad (\text{C.2})$$

$$D_1^\lambda := \sum_{i=1}^T \sum_{j=1}^T (1+r)^{2T-(i+j)} \text{Cov}^\lambda(l_i, l_j). \quad (\text{C.3})$$

Proof. We consider a constant hedge ratio over the term of the contract. For the **static contract**, the fixed payments at time t , \hat{l}_t is equal to $t\hat{p}_x l_0$ and the insurer's surplus with a constant hedging strategy $u_t = u \in [0, 1]$. In this case, the wealth process $\{B_t(u)\}_{t \in \{1, 2, \dots, T\}}$ in Equation (2.2) leads to the following terminal wealth $B_T(u)$:

$$B_T(u) = B_0(1+r)^T - \sum_{i=1}^T (l_i + u((1+\eta)_i \hat{p}_x l_0 - l_i)) (1+r)^{T-i}. \quad (\text{C.4})$$

We then calculate the expectation and variance of the terminal wealth $B_T(u)$ respectively as:

$$\mathbb{E}^{\mathbb{Q}^\lambda}[B_T(u)] = B_0(1+r)^T - \sum_{i=1}^T (l_{0i} \hat{p}_x^\lambda + u l_0((1+\eta)_i \hat{p}_x - i \hat{p}_x^\lambda)) (1+r)^{T-i}, \quad (\text{C.5})$$

$$\text{Var}^{\mathbb{Q}^\lambda}[B_T(u)] = (1-u)^2 \sum_{i=1}^T \sum_{j=1}^T (1+r)^{2T-i-j} \text{Cov}^\lambda(l_i, l_j). \quad (\text{C.6})$$

We then plug the expectation (C.5) and the variance (C.6) into insurer's objective (5.2), which gives:

$$\sup_{u \in [0, 1]} \left\{ B_0(1+r)^T - \sum_{i=1}^T l_{0i} \hat{p}_x^\lambda (1+r)^{T-i} - u \sum_{i=1}^T l_0((1+\eta)_i \hat{p}_x - i \hat{p}_x^\lambda) (1+r)^{T-i} - \frac{\gamma b}{2} (1-u)^2 \sum_{i=1}^T \sum_{j=1}^T (1+r)^{2T-i-j} \text{Cov}^\lambda(l_i, l_j) \right\}$$

From the first-order condition, we find the optimal strategy u^* (C.1). ■

C.2 Dynamic Contract

Definition C.1 *We consider a fixed control law u and make the following construction*

- Fix an arbitrary point (t, b) , where $t < T$, and choose an arbitrary control value $u \in [0, 1]$
- Now define the control law $\mathbf{u}^{u,t}$ on the time set $\{t, t+1, \dots, T-1\}$ by setting, for any $b \in \mathbb{R}$,

$$\mathbf{u}_k^{u,t}(b) = \begin{cases} \mathbf{u}_k^*(b) & \text{for } k = t+1, \dots, T-1 \\ u & \text{for } k = t \end{cases}$$

We say that \mathbf{u}^* is a subgame perfect Nash equilibrium strategy if for every fixed (t, b) , we have

$$\sup_{u \in [0, 1]} J_t(b, \mathbf{u}^{u,t}; \eta, \lambda) = J_t(b, \mathbf{u}^*; \eta, \lambda),$$

where $J_t(b, \mathbf{u}^*; \eta, \lambda) = \mathbb{E}_t^{\mathbb{Q}^\lambda} [B_T(\mathbf{u}^*)] - \frac{\gamma b}{2} \text{Var}_t^{\mathbb{Q}^\lambda} [B_T(\mathbf{u}^*)]$. If an equilibrium control \mathbf{u}^* exists, we define the equilibrium value function V by

$$V_t(b; \eta, \lambda) := J_t(b, \mathbf{u}^*; \eta, \lambda).$$

Theorem C.2 We define the function sequence $(g_t; \eta, \lambda)_{t=0}^T$, where $g_t : \mathbb{R} \rightarrow \mathbb{R}$, by:

$$g_t(b; \eta, \lambda) := \mathbb{E}_{t,b}^{\mathbb{Q}^\lambda} [B_T(\mathbf{u}^*)].$$

The value function V_t of the insurer's problem satisfies the recursion:

$$V_t(b; \eta, \lambda) = \sup_{u \in [0,1]} \left\{ \mathbb{E}_{t,b}^{\mathbb{Q}^\lambda} [V_{t+1}(B_{t+1}(u); \eta, \lambda)] + \frac{\gamma b}{2} \left(\mathbb{E}_{t,b}^{\mathbb{Q}^\lambda} [g_{t+1}(B_{t+1}(u); \eta, \lambda)] \right)^2 - \frac{\gamma b}{2} \mathbb{E}_{t,b}^{\mathbb{Q}^\lambda} [g_{t+1}^2(B_{t+1}(u); \eta, \lambda)] \right\}, \quad (\text{C.7})$$

$$V_T(b; \eta, \lambda) = b$$

where the recursion for g is given by:

$$g_t(b; \eta, \lambda) = \mathbb{E}_{t,b}^{\mathbb{Q}^\lambda} [g_{t+1}(B_{t+1}(\mathbf{u}^*); \eta, \lambda)], \quad g_T(b; \eta, \lambda) = b \quad (\text{C.8})$$

Proof. We rewrite the insurer's objective (5.4) as:

$$\mathbb{E}_{t,b}^{\mathbb{Q}^\lambda} [G(B_T(\mathbf{u}))] + H \left(\mathbb{E}_{t,b}^{\mathbb{Q}^\lambda} [B_T(\mathbf{u})] \right), \quad (\text{C.9})$$

where $G(x) = x - \frac{\gamma b}{2} x^2$, $H(x) = \frac{\gamma b}{2} x^2$. We can now apply the Theorem 3.5 in (Björk and Murgoci (2014)). After straightforward calculations, the extended Bellman equation reduces to the equation (C.7). ■

Theorem C.3 For $t = 0, 1, \dots, T-1$, the equilibrium reinsurance strategy $u^*(\cdot; \eta, \lambda)$ for (5.4) is given by:

$$u_t^*(\cdot; \eta, \lambda) = 0 \vee \left(1 - \frac{(1 + \eta) \hat{p}_{x+t} - \hat{p}_{x+t}^\lambda}{\gamma b (1 + r)^{T-(t+1)} (1 - \hat{p}_{x+t}^\lambda) \hat{p}_{x+t}^\lambda} - \frac{f_{t+1}^\lambda}{(1 + r)^{T-(t+1)}} \right) \wedge 1. \quad (\text{C.10})$$

The corresponding value functions are given by

$$\begin{cases} V_t(b; \eta, \lambda) = (1 + r)^{T-t} b + F_t^\lambda l_t \\ g_t(b; \eta, \lambda) = (1 + r)^{T-t} b + f_t^\lambda l_t \end{cases} \quad (\text{C.11})$$

where the coefficients F_t^λ and f_t^λ are determined recursively by

$$\begin{aligned} F_t^\lambda &= \hat{p}_{x+t}^\lambda f_{t+1}^\lambda - (1+r)^{T-(t+1)} (\hat{p}_{x+t}^\lambda + u_t^* ((1+\eta)\hat{p}_{x+t} - \hat{p}_{x+t}^\lambda)) \\ &\quad - \frac{\gamma b}{2} ((u_t^* - 1)(1+r)^{T-(t+1)} + f_{t+1}^\lambda)^2 (1 - \hat{p}_{x+t}^\lambda) \hat{p}_{x+t}^\lambda, \\ f_t^\lambda &= \hat{p}_{x+t}^\lambda f_{t+1}^\lambda - (1+r)^{T-(t+1)} (\hat{p}_{x+t}^\lambda + u_t^* ((1+\eta)\hat{p}_{x+t} - \hat{p}_{x+t}^\lambda)), \end{aligned}$$

with boundary conditions

$$F_T^\lambda = 0 \quad \text{and} \quad f_T^\lambda = 0.$$

Proof. We assume the following ansatz,

$$V_t(b; \eta, \lambda) = A_t b + F_t^\lambda l_t, \tag{C.12}$$

$$g_t(b; \eta, \lambda) = a_t b + f_t^\lambda l_t. \tag{C.13}$$

Using this ansatz and the dynamics for B_T (2.2), the extended Bellman equation (C.7) reduces considerably, and we obtain

$$\begin{aligned} A_t b + F_t^\lambda l_t &= \sup_{u \in [0,1]} \left\{ A_{t+1} \left((1+r)b - l_t \hat{p}_{x+t}^\lambda - u l_t \left((1+\eta)\hat{p}_{x+t} - \hat{p}_{x+t}^\lambda \right) \right) + F_{t+1}^\lambda \hat{p}_{x+t}^\lambda l_t \right. \\ &\quad \left. - \frac{\gamma b}{2} \left((u-1)a_{t+1} + f_{t+1}^\lambda \right)^2 l_t (1 - \hat{p}_{x+t}^\lambda) \hat{p}_{x+t}^\lambda \right\}. \end{aligned}$$

The above expression is concave with respect to u . Thus, we obtain the optimal value of u from the first-order condition. Specifically,

$$u_t^*(\cdot; \eta, \lambda) = 0 \vee \left(1 - \frac{A_{t+1} \left((1+\eta)\hat{p}_{x+t} - \hat{p}_{x+t}^\lambda \right)}{\gamma b a_{t+1}^2 (1 - \hat{p}_{x+t}^\lambda) \hat{p}_{x+t}^\lambda} - \frac{f_{t+1}^\lambda}{a_{t+1}} \right) \wedge 1.$$

and inserting this into the equation above, we obtain A_t and the recursion formula for B_t ,

$$\begin{aligned} A_t &= (1+r)^{T-t}, \tag{C.14} \\ F_t^\lambda &= -(1+r)^{T-(t+1)} \left(\hat{p}_{x+t}^\lambda + u_t^* \left((1+\eta)\hat{p}_{x+t} - \hat{p}_{x+t}^\lambda \right) \right) + F_{t+1}^\lambda \hat{p}_{x+t}^\lambda \\ &\quad - \frac{\gamma b}{2} \left((u_t^* - 1)a_{t+1} + f_{t+1}^\lambda \right)^2 (1 - \hat{p}_{x+t}^\lambda) \hat{p}_{x+t}^\lambda. \end{aligned}$$

We plug the ansatz (C.13) and the previously derived expression for u^* into the recursion (C.8),

$$a_t b + f_t^\lambda l_t = a_{t+1} \left((1+r)b - \hat{p}_{x+t}^\lambda l_t - u_t^* \left((1+\eta)\hat{p}_{x+t} - \hat{p}_{x+t}^\lambda l_t \right) \right) + f_{t+1}^\lambda \hat{p}_{x+t}^\lambda l_t.$$

After identifying coefficients, this gives us the recursions,

$$\begin{aligned} a_t &= (1+r)^{T-t}, \\ f_t^\lambda &= \hat{p}_{x+t}^\lambda f_{t+1}^\lambda - (1+r)^{T-(t+1)} \left(\hat{p}_{x+t}^\lambda + u_t^* \left((1+\eta)\hat{p}_{x+t} - \hat{p}_{x+t}^\lambda \right) \right). \end{aligned} \tag{C.15}$$

■