

Hierarchical Symbolic Pop Music Generation with Graph Neural Networks

Wen Qing Lim Jinhua Liang Huan Zhang

Queen Mary University of London, Centre for Digital Music, London, United Kingdom
w.lim@se23.qmul.ac.uk, jinhua.liang@qmul.ac.uk, huan.zhang@qmul.ac.uk

Abstract—Music is inherently made up of complex structures, and representing them as graphs helps to capture multiple levels of relationships. While music generation has been explored using various deep generation techniques, research on graph-related music generation is sparse. Earlier graph-based music generation worked only on generating melodies, and recent works to generate polyphonic music do not account for longer-term structure. In this paper, we explore a multi-graph approach to represent both the rhythmic patterns and phrase structure of Chinese pop music. Consequently, we propose a two-step approach that aims to generate polyphonic music with coherent rhythm and long-term structure. We train two Variational Auto-Encoder networks - one on a MIDI dataset to generate 4-bar phrases, and another on song structure labels to generate full song structure. Our work shows that the models are able to learn most of the structural nuances in the training dataset, including chord and pitch frequency distributions, and phrase attributes.

Index Terms—Music generation, graph neural network, symbolic music generation

I. INTRODUCTION

Music, an intricate tapestry of rhythm, melody, and harmony, is inherently structured in a way that lends itself well to graph representations. At a higher level, music can be viewed as a progression of sections and phrases, while at a more granular level, it is made up of complex interplay of notes, chords, and rhythms. Both levels of music structure can intuitively be captured in graphs. Meanwhile, symbolic music formats (e.g. MIDI, XML) contains structured information about pitch, duration, onset time, and tracks [2]. This makes symbolic music an ideal format to be represented as graphs [27, 17].

Music generation has seen rapid advancements, particularly with the increasing popularity of text-to-audio models [3, 20, 19] that create complete songs from text prompts. While raw audio generation has the advantage of producing high-fidelity music that can be used for creative purposes, it lacks the level of customization that is needed for music composition and arrangement. Symbolic music allows for more precise control over musical elements like melody, harmony, and rhythm.

Symbolic music generation has made great progress in capturing inter-track relationships like chords and rhythm [15], but still struggle with long term structure. [9, 26, 21] While work like MELONS [29] and PopMNet [25] have found success in generating longer forms of music using graph representations, they work only on melody generation instead of polyphonic music. On the other hand, work like Polyphemus [4] have successfully generated structured polyphonic music using graph representations, but lack the ability to extend beyond a few bars. An intuitive question arises: can we derive a model that creates both polyphonic and long-term music?

In this paper, we aim to generate polyphonic symbolic music with long-term structure with a hierarchical two-stage framework. First, we train two separate Variational Auto-Encoder (VAE)s to encode and decode graph representations of song structure and phrases respectively. Each VAE encodes its input as an embedding in a latent space. Using the trained VAEs, we then generate new song structure and phrases by passing a random latent embedding through the model’s decoder. Combining the two models, the generated phrases are interpolated

according to the song structure to form sequences of coherent phrases that make up a song.

The contributions of the paper are:

- 1) We proposed a novel graph representation that captures song structure based on POP909 structural annotation, including the relationships between phrases, and the phrase attributes..
- 2) We explored the use of VAE graph network for song structure generation based on the proposed structure graph. We then employed a two-stage approach that combines 4-bar phrase prediction and structure prediction.
- 3) We conducted in-depth evaluation analysis regarding the structural aspect that follows existing literature, demonstrating that our generated songs have structure that is closer to human-composed songs.

II. RELATED WORK

The problem we have laid out concerns three areas of research: (A) Symbolic music generation, (B) Graph representations of music, and (C) Graph generation. Each will be discussed in their respective sections below.

A. Symbolic Music Generation

One of the challenges in symbolic music generation lies in capturing the intricacies and multi-faceted qualities [21, 28] of human-composed music. Bhandari et al. [1] compared different structure representations of symbolic music, and found that music generation still faces the challenges of “modelling nuanced development and variation of themes much like human compositions across extended periods”.

Dai et al. [7, 8] found that generated music lacked structural properties that were in human-created music. These include phrase structure, chord and melody progressions, in which generated music failed to capture the varying patterns of entropy at different parts of the song. In a separate study [6], Dai analyzed the relationship between the structure of music and the elements of harmony, melody, and rhythm, and found that patterns in harmony and melody were related to hierarchical structure. Dai’s analysis metrics in both studies informs the evaluation methods in our paper.

Existing research [12, 23] has tried to tackle the problem of generating longer sequences of music, and few have found success. Mittal et al. [22] explored diffusion architecture to generate long-term melodies, and Zou et al. [29] explored a graphRNN approach.

B. Graph Representation of Music

One of the core advantage of graph representation of music is the flexibility of design, which can be customized based on the needs of individual music information retrieval (MIR) tasks. The most common one is to construct note-level nodes and construct edges based on note relationships [14, 17, 27]. There are also works on bar-level [4] and even phrase-level [29] node designs.

Research exploring graph representations of music have shown the potential for graph models to perform well in tasks that benefit from

learning structural information, such as music classification [10, 27], modelling perceptual musical similarity [24], and modelling expressive music performances [14]. Furthermore, they provide explainability, and quantify relative importance of various features of the note [18].

C. Music Graph Generation

While there have been research [16, 11] on graph representations of music for various music tasks, few have explored using graphs for music generation. In particular, two key studies, PopMNet [25], and MELONS [29] have been pivotal to the study of music generation using graph neural networks (GNNs).

PopMNet introduced a pioneering approach by utilizing a chord-progression and melody structure graph to generate pop music melodies [25]. It successfully captured musical dependencies, but was limited to single-track melodies only. MELONS built on PopMNet by incorporating a bar-level relationship graph and using a GraphRNN with Transformer models to capture long-term structure in melodies [29]. This approach enabled the generation of coherent melodies over extended periods, but is again limited to single-track melodies only, lacking inter-track information such as chords and accompaniment. Additionally, the evaluation relied heavily on subjective methods, and does not give much quantitative measures of its generative ability.

Cosenza et al. [4] introduced Polyphemus, a GraphVAE based model capable of generating polyphonic, multi-instrument music using a chord-level graph. The model generated music that was coherent in rhythm and pitch across multiple tracks, which was an improvement over PopMNet and MELONS, which were melody-only models. The model was highly reproducible, with clear evaluation of the latent space. While Polyphemus was able to capture rhythmic structure in bars, it lacked long-term structure.

Although these studies show the potential for graph-based music generation, challenges such as long-term structure and multi-instrumentality have great room for exploration.

III. METHODOLOGY

To generate polyphonic symbolic music that exhibits coherent long-term structure, we propose GraphMuGen, a two-step approach that involves producing individual musical phrases, and then arranging these phrases into a song structure. GraphMuGen requires two generative models - a *phrase generation model*, and a *song structure generation model*. The two models represent two levels of hierarchy of song structure, as illustrated in Figure 1.

A. Dataset and preprocessing

To generate Chinese pop music, we used POP909 for training both the phrase generation and structure generation models. POP909 consists of 909 Chinese Pop songs in MIDI format, with 3 tracks per song: Melody, Bridge, and Piano accompaniment. We also use structure labels of POP909 [6], which are human-labelled, and contains information about the phrase types (i.e. intro, melodic, non-melodic, bridge, outro), and the phrase length in number of bars.

For phrase generation, we filtered the data for 4/4 time songs only. Each song is then split into phrases based on the structure labels. Phrases that are longer than 4-bars are then split further (e.g. 8 bars are split into 2x4 bar tracks), and those with two concurrent empty bars are dropped.

This method of pre-processing differs from the original method in Polyphemus, which extracted a moving window of N-bars. While a moving window creates a larger and more varied dataset, it loses the structural information within each phrase, since each example could contain bars in between phrases. Our proposed method of splitting by phrases ensures that the model learns structure within a phrase.

Arguably, some structural information is still lost when we split 8-bar phrases into 2x4-bar phrases.

For structure generation, the phrase labels were processed to extract the encoded phrase type and phrase lengths. Songs with more than 12 phrases were truncated (i.e. only the first 12 are included).

For both models, we used a train-val-test split of 70-20-10.

B. Graph Representation

Each level of structural hierarchy can be represented as a graph.

1) *Bar Level*: At the bar level, we adopt Polyphemus' method of graph representation (Figure 3). Each node in the graph represents a chord at a single time step in each track. A chord is defined as a group of notes played concurrently in a single track. Connecting the nodes are three types of edges, representing different relationships between the nodes: (i) Next Edges connect consecutive nodes across different tracks, (ii) Track edges connect consecutive nodes within the same track, and (iii) Onset edges connect nodes with the same onset time, across all tracks. Each node is represented by an encoding of its Content, which contains information about the pitch and duration of each pitch.

2) *Phrase Level*: For song structure generation, the graph is at phrase-level. Each node represents a 4-bar phrase (Figure 3). There are two types of graph edges: (i) Next edges, which connect consecutive phrases, and (ii) Melody/Non-Melody edges, which connect consecutive melody/non-melody phrases. Similar to the Bar-level nodes, each Phrase-level node is represented by an encoding of its Content, which contains information about the phrase length (i.e. number of bars), and phrase type (e.g.. intro/outro, bridge, etc.).

C. Model Architecture

Both the *phrase generation* and *song structure generation* models use a similar architecture inspired by the Polyphemus model, as shown in Figure 2. Each model is a VAE which contains two key components: a structure encoder/decoder, and a content encoder/decoder.

1) *Polyphemus Architecture*: The content encoder uses a Graph Convolutional Network (GCN), and is responsible for encoding information about pitch and duration, while taking into account the structure of the bars. It works by first encoding the pitch and duration of notes into note embeddings (N), and then encoding N into a chord representation. The chord representation is then passed through the GCN with the bar-level graph representation. The GCN outputs an embedding for each chord, which is compressed into a bar-level content embeddings. They are then concatenated and further compressed to obtain a content embedding (Z_c).

The structure encoder is a Convolutional Neural Network (CNN) with two convolutional layers that takes in a structure tensor representing node activations across time for each track (i.e. whether a node is present or not at each time step). The CNN outputs bar-level structure embeddings, which are concatenated and then compressed to obtain a structure embedding (Z_s). Z_c and Z_s are concatenated and merged to obtain a graph latent code Z_g . Parameters μ and σ are obtained by passing Z_g through a linear layer. A latent vector Z is then sampled from $N(\mu, \sigma)$.

Both decoders largely mirror their respective encoders, using specular layers to decode Z into content and structure tensors. The structure decoder decodes Z to output a structure tensor S indicating node activations. The content decoder decodes Z while taking into account S , and outputs a content tensor of logits for the pitches and duration of each node.

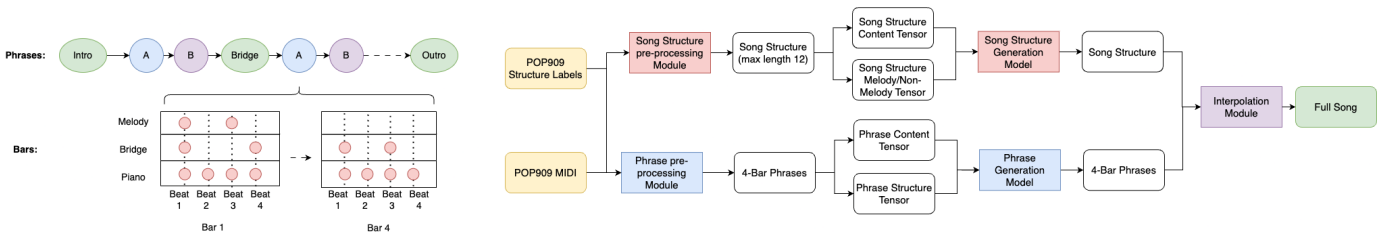


Fig. 1. Two-step hierarchical approach: Music is made up of phrases, and each phrase can be sectioned into bars. We train a model for each level of hierarchy.

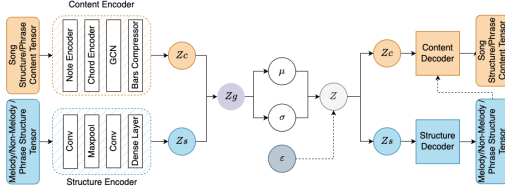


Fig. 2. Model VAE Architecture. Both models follow a similar architecture.

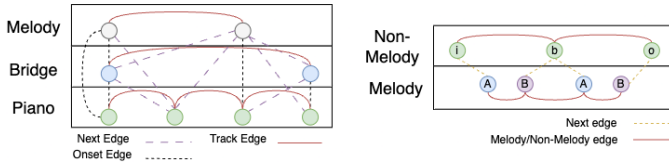


Fig. 3. Graph representation of phrase structure of a single bar (left) and song structure (right) in POP909.

2) *Modifications from Polyphemus*: For the phrase generation model, we modified Polyphemus’ CNN [4] to work for three tracks instead of four. The drum-related layers in the content encoder that accounted for percussion-pitched notes were removed since POP909 does not have a percussion track. For the song structure generation model, the CNN was further modified to work for two tracks. The number of layers in all models remained the same.

D. Training

We trained the phrase generation model with a batch size of 32. Beta [13] was set to 0 for the first 5,000 steps of weight updates and increased by 0.001 every subsequent 2,000 steps. The structure generation model had a batch size of 8. Beta was set to 0 for the first 2,000 steps of weight updates and increased by 0.001 every subsequent 800 steps.

Both models follow the hyper-parameter settings in Polyphemus: 8 layers in the encoder and decoder GCN, with a latent dimension of 512. Adam optimizer was used with an initial learning rate of $1e-4$, which was decayed exponentially after 8000 gradient updates with a decay factor of $1 - 5e-6$. Both models were trained for 150 epochs.

IV. EVALUATION

We evaluated our phrase generation model and song structure generation model separately. By sampling from the latent space to generate new phrases and song structures, we compare the distribution with that of the ground truths of human-composed music¹.

A. Phrase Generation Model

We randomly generated 100 latent codes, and used the model decoder to generate 4-bar phrases from the latent codes. We measured

the quality of the generated phrases by evaluating their (i) similarity to the training distribution, and (ii) ability to reproduce structural nuances.

Phrase-level distribution: e measured the following metrics for each phrase:

- 1) **Empty Bar Rate (P_{EB})**: Defined as the proportion of empty bars to the total number of bars, calculated as $P_{EB} = \frac{N_{empty\ bars}}{N_{total\ bars}}$, where $N_{empty\ bars}$ is the number of empty bars and $N_{total\ bars}$ is the total number of bars in the piece.
- 2) **Used Pitch Class (N_{UPC})**: The number of different pitch classes utilized per bar, expressed as N_{UPC} , where each count reflects the unique pitch classes in a given bar.

	Empty Bar (EB)			Used Pitch Class (UPC)		
	M	B	P	M	B	P
POP909	1.01	4.69	0.39	3.33	2.62	4.68
GraphMuGen	9.85	21.8	1.25	2.03	1.39	3.33

TABLE I
DISTRIBUTION METRICS FOR POP909 (GROUND TRUTH) AND GRAPHMUGEN OUTPUT. M: MELODY; B: BRIDGE; P: PIANO

We compare the metrics for the 100 generated phrases (GraphMuGen) and the pre-processed phrases (POP909) in Table I. We observe that our model generates fewer pitch classes and more empty bars compared to POP909 phrases.

	Empty Bar (EB)				Used Pitch Class (UPC)		
	D	B	S	G	B	S	G
LMD (4-bar)	0.79	0.64	1.1	1.5	2.27	2.91	1.91
Polyph-LMD4	0.25	0.5	6.3	5.7	2.14	1.24	1.70

TABLE II
METRICS FOR POLYPHEMUS. D: DRUMS; B: BASS; S: STRINGS; G: GUITAR

For a benchmark comparison, we randomly generated 100 tracks using Polyphemus (Polyph-LMD-4), and compared its metrics against LMD-4 (Table II). We observe that the generated tracks for Drums and Bass have similar empty bars and pitch classes as LMD-4. However, for the Strings and Guitar tracks, the Empty Bar ratio are significantly higher in the generated tracks as compared to the original data. This is similar to what we observed for GraphMuGen in Table I. Furthermore, the Used Pitch Class for Strings is also higher in LMD-4 than from the generated tracks. This shows that the model has varying ability to generate pitch classes and activations for different types of tracks. The model performs well for tracks with more consistent rhythm like Drums and Bass, but less so for Strings, Guitar, and Piano parts.

Phrase-level music theory attributes: To address the challenges highlighted by Dai [7], we adopted the metrics in their analysis to evaluate the model’s ability to reproduce phrase-level harmonic trends. We define them as follows:

¹Visualization of metrics and audio samples: <https://graphmugen.notion.site/>

Bar	POP909 (Chord)							GraphMuGen (Chord)							POP909 (Melody)							GraphMuGen (Melody)						
	I	II	III	IV	V	VI	VII	I	II	III	IV	V	VI	VII	1	2	3	4	5	6	7	1	2	3	4	5	6	7
1	32	13	11	9	24	9	2	23	13	17	8	33	4	2	16	16	21	3	18	18	7	11	20	7	18	16	8	
2	31	11	14	7	21	12	2	29	15	14	8	32	3	1	15	17	19	3	18	19	7	19	23	10	6	17	16	8
3	28	12	15	9	18	16	2	26	14	17	7	28	6	2	17	17	18	3	18	19	7	12	20	15	4	18	22	9
4	27	14	13	11	21	13	2	28	10	18	9	26	9	1	17	19	18	4	17	19	7	21	15	19	5	18	16	7

TABLE III

CHORD AND MELODY FREQUENCY PROBABILITIES (%) BY PHRASE POSITION ON POP909 AND 100 GRAPHMUGEN GENERATED PHRASES

- 1) Chord Frequency Probability (P_{CF}): Defined for each chord i as $P_{CF,i} = \frac{N_{\text{chord},i}}{N_{\text{chords,bar}}}$, where $N_{\text{chord},i}$ is the count of the i -th chord and $N_{\text{chords,bar}}$ is the total number of chords per bar.
- 2) Melody Pitch Class Frequency Probability (P_{PCF}): Calculated for each pitch class j as $P_{PCF,j} = \frac{N_{\text{pitch class},j}}{N_{\text{pitches,bar}}}$, where $N_{\text{pitch class},j}$ is the count of the j -th pitch class and $N_{\text{pitches,bar}}$ is the total number of pitches per bar.
- 3) Melody Pitch Entropy (H_{MPE}): The Shannon entropy for pitches per bar is computed as $H_{MPE} = -\sum_{k=1}^K p_{\text{pitch},k} \log_2(p_{\text{pitch},k})$, where $p_{\text{pitch},k}$ is the probability of the k -th pitch, and K is the total number of unique pitches.

The Chord and Pitch classes are based on the inferred Key of the phrase, which were inferred using the 'music21' library [5].

In Table III, we observe that the chord frequency probabilities for GraphMuGen remains mostly similar across all 4 bars. Chords V and I had significantly higher probabilities than other chords, with Chord V having the highest probability in Bar 1, but levelled out with Chord I in bar 4. Comparatively, in POP909, Chord I is most the frequent chord throughout the phrase. While there is some differences from the chord progressions of POP909, the generated phrases showed similar chord distributions, where chords I and V were most commonly used, and chords VII and IV were more sparsely used.

Comparing melody pitch classes, the generated phrases had more variance in pitch class probabilities (Table III), while POP909 phrases showed consistent pitch class probabilities throughout the phrase. The generated phrases still captured some of the distributions, where pitch classes 4 and 7 were rarely used.

Despite the varying pitch class distribution in our generated phrases, the entropy of melody pitches was lower than that of POP909. This might be due to our model generating more empty bars than seen in POP909, resulting in sparser pitches. Despite this, the generated phrases captured the structural trend in melody pitch entropies, where the start of phrases have a lower entropy than the rest of the phrase.

B. Song Structure Generation Model

Our model is able to reconstruct the type, length and Melody/Non-Melody activations, with 88.7%, 83.4%, and 91.2% accuracies respectively on the Test set.

To evaluate its ability to generate new song structures, we randomly generated 100 latent codes, and used the model decoder to generate song structures from the latent codes. We measured the quality of the generated song structures by comparing its similarity to the training distribution. We adopted the metrics from Dai et al. [6] in their analysis of structure in POP909. We define them as follows:

- 1) Number of Phrases per Song (N_{phrases}): $N_{\text{phrases}} = \text{total phrases in song.}$
- 2) Number of Unique Phrases per Song (U_{phrases}): $U_{\text{phrases}} = \text{unique phrases in song.}$
- 3) Frequency Probability of Phrase Length ($P_{\text{length}}(l)$): $P_{\text{length}}(l) = \frac{\text{count of phrases of length } l}{\text{total phrases}}$.

The metrics for POP909 were calculated after truncating each song to have a maximum of 12 phrases.

	Num Phrases		Num Unique Phrases		Phrase Length	
	Mean	Std	Mean	Std	Mean	Std
POP909	10.67	1.36	6.49	1.28	6.52	2.35
GraphMuGen	11.11	1.48	5.67	1.06	6.45	3.21

TABLE IV

METRICS FOR PHRASE STRUCTURE DISTRIBUTION

Table IV shows that the generated song structures (GraphMuGen) have a similar distribution of number of phrases and number of unique phrases. They both have similar mean phrase length, but the generated song structures have more variance in phrase length. In POP909, most phrases were of either 8-bars (35%) or 4-bars (32%) long. Our model was able to capture a similar distribution (8-bar: 55%; 4-bar: 35%). The phrase types generated were also similarly distributed, with A and B phrases making up most of the phrases for both POP909 (A; 28% B: 28%) and our generated phrase types (A; 27% B: 38%).

V. CONCLUSION AND FUTURE WORK

Our research with models like GraphMuGen has shown they accurately replicate the structural properties of training data, but improvements are needed in pitch accuracy and minimizing empty bars. Implementing a temperature threshold to prevent note activation for probabilities under 0.5 could enhance musicality.

During phrase model training, we noted a trade-off between the KL-Divergence (KLD) of the latent embedding and note losses, suggesting difficulties in achieving a well-generalized Normal latent embedding without compromising pitch and duration accuracy. Unlike GraphMuGen, which used only 5,000 examples, the Polyphemus model benefited from a larger dataset from the LakhMIDI database.

To advance our models, expanding the dataset—possibly by augmenting the POP909 phrases with pitch transposition or note variation and incorporating phrase types—could significantly refine outputs. This includes differentiating between introductory and chorus phrases. Our song structure model currently captures basic phrase attributes like length and type but could improve by adding more complex phrase details such as pitch and structure. Enhancing this aspect would allow the model to understand inter and intra-phrase relationships better, leading to more accurate content tensor generation. Furthermore, applying a heuristic in full song generation to select only tracks of the same key and removing non-melodic sections could enhance the consistency and quality of the music produced.

The efficacy of GraphMuGen in generating polyphonic symbolic music with complex, long-term structure highlights the potential of graph representations in music generation. Despite some challenges, both models retained most structural properties observed in the training data, marking a promising step towards generating symbolic music that mirrors the structural complexities found in human-created music.

REFERENCES

- [1] K. Bhandari and S. Colton. Motifs, phrases, and beyond: The modelling of structure in symbolic music generation. In *International Conference on Computational Intelligence in Music, Sound, Art and Design (Part of EvoStar)*, pages 33–51. Springer, 2024.
- [2] C. Cancino-Chacón, S. D. Peter, E. Karystinaios, F. Foscarin, M. Grachten, and G. Widmer. Partitura: A python package for symbolic music processing. In *Proceedings of the Music Encoding Conference (MEC)*, Halifax, Canada, 2022.
- [3] J. Copet, F. Kreuk, I. Gat, T. Remez, D. Kant, G. Synnaeve, Y. Adi, and A. Défossez. Simple and controllable music generation, 2024.
- [4] E. Cosenza, A. Valenti, and D. Bacciu. Graph-based polyphonic multitrack music generation. *arXiv preprint arXiv:2307.14928*, 2023.
- [5] M. S. Cuthbert and C. Ariza. Music21: A toolkit for computer-aided musicology and symbolic music data. In J. S. Downie and R. C. Veltkamp, editors, *Proceedings of the 11th International Society for Music Information Retrieval Conference, ISMIR 2010, Utrecht, Netherlands, August 9-13, 2010*, pages 637–642. International Society for Music Information Retrieval, 2010. ISBN 978-90-393-53813.
- [6] S. Dai, H. Zhang, and R. B. Dannenberg. Automatic analysis and influence of hierarchical structure on melody, rhythm and harmony in popular music. *arXiv preprint arXiv:2010.07518*, 2020.
- [7] S. Dai, H. Yu, and R. B. Dannenberg. What is missing in deep music generation? a study of repetition and structure in popular music. *arXiv preprint arXiv:2209.00182*, 2022.
- [8] S. Dai, H. Zhang, and R. B. Dannenberg. The interconnections of music structure, harmony, melody, rhythm, and predictivity. *Music and Science*, 7, 2024. ISSN 20592043. doi: 10.1177/20592043241234758.
- [9] R. B. Dannenberg, F. Aurelio D’asaro, R. Goyal, F. Carnovalini, and A. Rodà. Computational creativity and music generation systems: An introduction to the state of the art. *Frontiers in Artificial Intelligence* — www.frontiersin.org, 1:14, 2020. doi: 10.3389/frai.2020.00014.
- [10] S. Dokania and V. Singh. Graph representation learning for audio & music genre classification. *arXiv preprint arXiv:1910.11117*, 2019.
- [11] S. Go and K. Lee. Combinatorial music generation model with song structure graph analysis. In *Arxiv preprint arXiv:2105.06337*, 2023.
- [12] G. Hadjeres and F. Nielsen. Anticipation-rnn: enforcing unary constraints in sequence generation, with application to interactive music generation. *Neural Computing and Applications*, 32(4):995–1005, 2020. ISSN 14333058. doi: 10.1007/s00521-018-3868-4.
- [13] I. Higgins, L. Matthey, A. Pal, C. P. Burgess, X. Glorot, M. M. Botvinick, S. Mohamed, and A. Lerchner. beta-vae: Learning basic visual concepts with a constrained variational framework. In *International Conference on Learning Representations*, 2016.
- [14] D. Jeong, T. Kwon, Y. Kim, and J. Nam. Graph neural network for music score data and modeling expressive piano performance. In *Proceedings of the 36th International Conference on Machine Learning (ICML)*, 2019.
- [15] S. Ji, X. Yang, and J. Luo. A survey on deep learning for symbolic music generation: Representations, algorithms, evaluations, and challenges. *ACM Comput. Surv.*, 56(1), aug 2023. ISSN 0360-0300.
- [16] M. Kanani, S. O’Leary, and J. McDermott. Graph-based mutations for music generation. *GECCO 2023 Companion - Proceedings of the 2023 Genetic and Evolutionary Computation Conference Companion*, (18), 2023. doi: 10.1145/3583133.3596318.
- [17] E. Karystinaios and G. Widmer. Cadence detection in symbolic classical music using graph neural networks. In *Proceeding of the 23rd International Society on Music Information Retrieval (ISMIR)*, 2022.
- [18] E. Karystinaios, F. Foscarin, and G. Widmer. Smug-explain: A framework for symbolic music graph explanations. *arXiv preprint arXiv:2405.09241*, 2024.
- [19] J. Liang, H. Zhang, H. Liu, Y. Cao, Q. Kong, X. Liu, W. Wang, M. D. Plumbley, H. Phan, and E. Benetos. Wavcraft: Audio editing and generation with natural language prompts. pages 1–11, 2024.
- [20] H. Liu, Z. Chen, Y. Yuan, X. Mei, X. Liu, D. Mandic, W. Wang, and M. D. Plumbley. AudioLDM: Text-to-audio generation with latent diffusion models. In *Proceedings of the 40th International Conference on Machine Learning (ICML)*, Hawaii, USA, 2023.
- [21] Y. Ma, A. Øland, A. Ragni, B. M. Del Sette, C. Saitis, C. Donahue, C. Lin, C. Plachouras, E. Benetos, E. Quinton, E. Shatri, F. Morreale, G. Zhang, G. Fazekas, G. Xia, H. Zhang, I. Manco, J. Huang, J. Guinot, L. Lin, L. Marinelli, M. W. Y. Lam, M. Sharma, Q. Kong, R. B. Dannenberg, R. Yuan, S. Wu, S.-L. Wu, S. Dai, S. Lei, S. Kang, S. Dixon, W. Chen, W. Huang, X. Du, X. Qu, X. Tan, Y. Li, Z. Tian, Z. Wu, Z. Wu, Z. Ma, and Z. Wang. Foundation models for music: A survey. *arXiv:2408.14340*, 2024.
- [22] G. Mittal, J. Engel, C. Hawthorne, and I. Simon. Symbolic music generation with diffusion models. *arXiv preprint arXiv:2103.16091*, 2021.
- [23] A. Roberts, J. Engel, C. Raffel, C. Hawthorne, and D. Eck. A hierarchical latent vector model for learning long-term structure in music. In *35th International Conference on Machine Learning, ICML 2018*, Stockholm, Sweden, 2018. ISBN 9781510867963.
- [24] C. Vahidi, S. Singh, E. Benetos, H. Phan, D. Stowell, G. Fazekas, and M. Lagrange. Perceptual musical similarity metric learning with graph neural networks. In *IEEE Workshop on Applications of Signal Processing to Audio and Acoustics (WASPAA 2023)*, New Paltz, NY, United States, Oct. 2023.
- [25] J. Wu, X. Liu, X. Hu, and J. Zhu. Popmnet: Generating structured pop music melodies using neural networks. *Artificial Intelligence*, 286:103303, 2020. ISSN 0004-3702.
- [26] Z. Yin, F. Reuben, S. Stepney, T. Collins, and M. Learning. Deep learning’s shallow gains: a comparative evaluation of algorithms for automatic music generation. *Machine Learning*, 2023. doi: 10.1007/s10994-023-06309-w.
- [27] H. Zhang, E. Karystinaios, S. Dixon, G. Widmer, and C. E. Cancino-Chacón. Symbolic music representations for classification tasks: A systematic evaluation. In *Proceeding of the 24th International Society on Music Information Retrieval (ISMIR)*, Milan, Italy, 2023.
- [28] H. Zhang, S. Chowdhury, C. E. Cancino-Chacón, J. Liang, S. Dixon, and G. Widmer. Dexter: Learning and controlling performance expression with diffusion models. *Applied Sciences*, 14(15), 2024. ISSN 2076-3417. doi: 10.3390/app14156543.
- [29] Y. Zou, P. Zou, Y. Zhao, K. Zhang, R. Zhang, and X. Wang. Melons: generating melody with long-term structure using transformers and structure graph. In *ICASSP 2022-2022 IEEE International Conference on Acoustics, Speech and Signal Processing (ICASSP)*, pages 191–195. IEEE, 2022.