

Validation of Practicality for CSI Sensing Utilizing Machine Learning

Tomoya, Tanaka
Georgia Institute of Technology

ttanaka9@gatech.edu

SoftBank Corp.

tomoya.tanaka02@g.softbank.co.jp

Mizuki, Funakoshi
SoftBank Corp.

mizuki.funakoshi@g.softbank.co.jp

Ayumu, Yabuki
SoftBank Corp.

ayumu.yabuki@g.softbank.co.jp

Ryo, Yonemoto
SoftBank Corp.

ryo.yonemoto@g.softbank.co.jp

September 13, 2024

Abstract

In this study, we leveraged Channel State Information (CSI), commonly utilized in WLAN communication, as training data to develop and evaluate five distinct machine learning models for recognizing human postures: "standing," "sitting," and "lying down." The models we employed were: (i) Linear Discriminant Analysis, (ii) Naive Bayes-Support Vector Machine, (iii) Kernel-Support Vector Machine, (iv) Random Forest, and (v) Deep Learning. We systematically analyzed how the accuracy of these models varied with different amounts of training data. Additionally, to assess their spatial generalization capabilities, we evaluated the models' performance in a setting distinct from the one used for data collection. The experimental findings indicated that while two models— (ii) Naive Bayes-Support Vector Machine and (v) Deep Learning—achieved 85% or more accuracy in the original setting, their accuracy dropped to approximately 30% when applied in a different environment. These results underscore that although CSI-based machine learning models can attain high accuracy within a consistent spatial structure, their performance diminishes considerably with changes in spatial conditions, highlighting a significant challenge in their generalization capabilities.

1 Introduction

In recent years, the field of human recognition has seen significant advancements, particularly with the application of deep learning models to camera-based systems, enabling highly accurate object identification. These technologies have already been successfully implemented across various domains, including security, healthcare, and smart environments. However, in indoor environments such as households, where privacy concerns are paramount, the use of cameras can be problematic. As a result, there has been a growing interest in alternative methods that leverage sensors for human recognition. Among these methods, one approach that has gained considerable attention is the use of Channel State Information (CSI) obtained from WLAN

devices for sensing applications.

CSI, which represents the state of the propagation path between a transmitter and receiver in WLAN communication, provides a wealth of multidimensional data regarding amplitude and phase displacement across multiple antennas. This data is particularly valuable because WLAN signals interact with the human body, being either blocked or attenuated as they pass through, which allows CSI to capture information that can be used for object and human recognition. The ability to use existing WLAN infrastructure for this purpose presents a cost-effective and non-intrusive solution, making it an attractive area of research[1].

Several studies have explored methods for human recognition using CSI[2]-[50]. For instance, one study proposed a method that restricts the propagation path of WLAN signals and analyzes changes in CSI when a person crosses this path, demonstrating a novel approach to human recognition[51]. Additionally, another study successfully developed a deep learning encoder-decoder model trained on CSI data, which enabled the generation of Dense Pose representations of the human body[52]. These studies highlight the potential of CSI for human recognition and its advantages in scenarios where privacy is a concern.

Despite these promising developments, the practical application of CSI sensing remains significantly behind that of camera-based systems. While research outcomes have been impressive, with several papers indicating CSI's capability in various settings, the transition to real-world applications has been slow. One of the key challenges identified in several relevant papers in the field is the potential decrease in recognition accuracy when the spatial structure changes[53][54]. If this issue proves significant, it could be a major barrier to the widespread adoption of CSI sensing technologies.

To quantitatively examine this issue, we undertook a comprehensive and quantitative evaluation, constructing five different machine learning models to identify human postures such as "standing," "sitting," and "lying down." Our study specifically aimed to assess how changes in spatial structure impact the recognition accuracy of each model. Understanding the extent to which spatial variations

affect CSI sensing accuracy is crucial for the future practical application of sensor-based object detection systems. Such insights will be vital in overcoming the current limitations and moving towards the broader implementation of sensor-based recognition technologies.

2 Approach

2.1 Experimental Setup

In this experiment, we used a computer connected to three antennas that receive signals from a WLAN router transmitting signals. The frequency band used was 2.4GHz, and the WLAN signals transmitted from the three antennas connected to the router were received as Channel State Information (CSI) data by the three receiving antennas. This CSI data was saved in binary DAT files on the computer connected to the receiving antennas. The saved DAT files were subsequently converted into 5-dimensional NUMPY files and used as training data for the machine learning models.

The converted NUMPY files have a shape of (5, 30, 3, 3, 2). In this structure, the first dimension represents the time slots of data acquisition (5 instances), the second dimension represents the subcarrier index, the third dimension represents the transmitting antenna index, the fourth dimension represents the receiving antenna index, and the fifth dimension contains the amplitude and phase data. This data structure allows for capturing the complex physical environmental changes during WLAN signal propagation in a multidimensional format, providing a rich set of features to enhance the performance of the machine learning models.

In the experiment, a single participant assumed the postures of "standing," "sitting," and "lying down" between the router and the receiving antennas, and the signal blocking and attenuation patterns associated with each posture were recorded (Figure 1).




Figure 1: Postures: Stand, Sit, Lying Down

These patterns were extracted as features and used as training data for the machine learning models. This approach enabled the precise capture of the effects that different postures have on WLAN signals, aiming for high-precision posture recognition based on these effects.

A conceptual diagram of the test configuration is presented in Figure 2 below.

2.2 Machine Learning Models

For this experiment, we constructed the following five machine learning models.

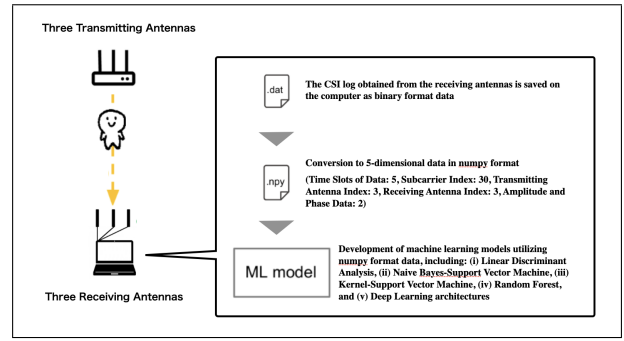


Figure 2: Conceptual Diagram of Test Configuration

2.2.1 Linear Discriminant Analysis, LDA

Linear Discriminant Analysis (LDA) is a statistical method widely applied in multi-class classification problems. The primary objective of LDA is to identify the optimal linear boundary that separates data points belonging to different classes. This technique aims to improve classification performance by simultaneously maximizing between-class variance and minimizing within-class variance. LDA classifies data using the following linear discriminant function $y(\mathbf{x})$:

$$y(\mathbf{x}) = \mathbf{w}^T \mathbf{x} + w_0 \quad (1)$$

where \mathbf{x} is the input feature vector, \mathbf{w} is the weight vector, and w_0 is the bias term. In a two-class problem, the optimal weight vector \mathbf{w} is calculated using the following equation:

$$\mathbf{w} = \mathbf{S}^{-1}(\boldsymbol{\mu}_1 - \boldsymbol{\mu}_2) \quad (2)$$

where \mathbf{S} is the sum of the between-class covariance matrices, and $\boldsymbol{\mu}_1$ and $\boldsymbol{\mu}_2$ represent the mean vectors of each class. LDA is particularly effective when features follow a normal distribution, and due to its computational efficiency and ease of interpretation, it has been widely adopted in various application fields. In this study, we constructed a posture classification model for three distinct postures using LDA.

2.2.2 Naive Bayes Support Vector Machine, NB-SVM

Naive Bayes Support Vector Machine (NB-SVM) is an innovative machine learning algorithm that combines the strengths of Naive Bayes classifiers and Support Vector Machines (SVM). This method demonstrates excellent performance, particularly with high-dimensional data, especially in text classification tasks. The processing flow of NB-SVM is as follows:

1. Feature preprocessing using Naive Bayes: Extraction of probabilistic information for each feature
2. Use of extracted probability information as input for SVM
3. Final class classification by SVM

Naive Bayes is a probabilistic classification algorithm based on Bayes' theorem, which calculates the probability

of data belonging to class C_k using the following equation:

$$P(C_k|x) = \frac{P(x|C_k)P(C_k)}{P(x)} \quad (3)$$

Here, $P(C_k|x)$ is the posterior probability that feature vector x belongs to class C_k , $P(x|C_k)$ is the likelihood of x given class C_k , $P(C_k)$ is the prior probability of C_k , and $P(x)$ is the evidence. The characteristic of Naive Bayes is that it assumes all features are mutually independent and calculates the class membership probability using the product of probabilities for each feature. This method is computationally efficient and particularly effective for high-dimensional data. On the other hand, Support Vector Machine (SVM) is an algorithm that finds the optimal hyperplane to separate different classes. SVM solves the following optimization problem to maximize the margin (the distance between the hyperplane and the closest data points):

$$\text{maximize } \frac{2}{|w|} \quad (4)$$

Here, w is the normal vector of the hyperplane. The optimal hyperplane is represented by the following equation:

$$w \cdot x + b = 0 \quad (5)$$

NB-SVM aims to achieve better performance than conventional SVM by combining the efficient feature processing capability of Naive Bayes with the classification power of SVM. In this study, we apply NB-SVM to a posture detection model, aiming for high-accuracy posture recognition.

2.2.3 Support Vector Machine with Kernel Trick

The kernel trick is a sophisticated technique widely utilized in Support Vector Machines (SVM), known for its efficient resolution of non-linear separation problems. The essence of this method lies in implicitly mapping data that is difficult to separate linearly in the original space into a higher-dimensional feature space. This enables the treatment of complex classification tasks as linear separation problems while significantly reducing computational complexity.

The core of the kernel trick lies in the use of the kernel function $K(x_i, x_j)$. This function allows for direct computation of the inner product between data points x_i and x_j in a high-dimensional space. The general form of a kernel function is expressed as follows:

$$K(x_i, x_j) = \phi(x_i) \cdot \phi(x_j) \quad (6)$$

Here, $\phi(x)$ represents the mapping from the input space to the high-dimensional feature space. The innovation of the kernel trick lies in its ability to evaluate $K(x_i, x_j)$ directly without explicitly computing $\phi(x)$. This achieves non-linear separation while dramatically reducing computational costs.

Representative kernel functions include the following:

1. Linear kernel:

$$K(x_i, x_j) = x_i \cdot x_j \quad (7)$$

2. Polynomial kernel:

$$K(x_i, x_j) = (x_i \cdot x_j + c)^d \quad (8)$$

3. Gaussian (RBF) kernel:

$$K(x_i, x_j) = \exp(-\gamma \|x_i - x_j\|^2) \quad (9)$$

The selection of these kernel functions is made based on the characteristics of the problem and the required degree of non-linearity.

In this study, we aim to improve SVM performance in posture recognition by selecting the optimal kernel function and adjusting parameters to realize a posture recognition model with higher accuracy than linear SVM. By applying the kernel trick, we expect to recognize complex patterns that conventional linear SVMs could not capture, leading to a significant improvement in classification accuracy.

2.2.4 Random Forest

Random Forest is a powerful ensemble learning algorithm that integrates multiple decision trees to make predictions. The fundamental component of this method, the Decision Tree, is a hierarchical classification and regression model excellent at capturing non-linear patterns. Each decision tree recursively partitions the feature space and classifies data points based on conditions. In this study, we adopted decision trees based on Gini Impurity. Gini Impurity is a metric that quantifies the degree of class mixing at a node and is defined by the following equation:

$$Gini(t) = 1 - \sum_{i=1}^c p(i|t)^2 \quad (10)$$

Here, $Gini(t)$ represents the Gini impurity at node t , c is the number of classes, and $p(i|t)$ is the proportion of data belonging to class i at node t . At each branching point, the feature and threshold that maximize the decrease in Gini impurity ($\Delta Gini$) are selected:

$$\Delta Gini = Gini(parent) - \sum_{j \in \{left, right\}} \frac{N_j}{N} Gini(j) \quad (11)$$

N denotes the number of samples in the parent node, and N_j represents the number of samples in child node j . Random Forest generates multiple decision trees based on this Gini impurity and aggregates their predictions, mitigating the overfitting tendency of a single decision tree and improving the model's generalization performance. Specifically, bootstrap sampling and random feature selection are applied during the learning of each decision tree to construct a diverse set of decision trees. The final prediction is determined by majority voting (for classification problems) or averaging (for regression problems) of the outputs

from all decision trees. In this research, we aim to apply this method to the posture recognition task to construct a high-accuracy and robust classification model. The Random Forest model, which utilizes bagging through bootstrap sampling, is expected to contribute to effective identification of diverse posture patterns by preventing overfitting and enhancing resilience against noise. This approach allows the model to capture complex interactions between features while maintaining robust performance.

2.2.5 Deep Learning : Convolutional Neural Network(CNN)

Convolutional Neural Network (CNN) is an advanced architecture specialized for image recognition and processing tasks within the deep learning paradigm. The excellence of CNN stems from its hierarchical structure, possessing the ability to effectively extract and learn spatial features of input data through the alternating arrangement of convolutional and pooling layers. The core of CNN lies in the convolution operation, which generates feature maps through convolution operations between input data and learnable filters (kernels). This process is expressed by the following equation:

$$F(x, y) = (I * K)(x, y) = \sum_{i=-a}^a \sum_{j=-b}^b I(x-i, y-j)K(i, j) + b \quad (12)$$

Here, $F(x, y)$ represents the output feature map, $I(x, y)$ is the input data, $K(i, j)$ is the convolution kernel, and b is the bias term. This operation extracts local features, which are then transformed into higher-order representations in subsequent layers. These feature maps are typically passed through pooling layers, where downsampling operations, such as max pooling, reduce the spatial dimensions of the feature maps, preserving the most important information while decreasing computational complexity. Eventually, these condensed feature maps are fed into fully connected layers, where they are flattened and used in the final classification process, enabling the model to make accurate predictions based on the learned features.

In this study, we optimized the input shape of the CNN model considering the characteristics of Channel State Information (CSI) data. Specifically, we first reduced the conventional 5-dimensional data structure (5,30,3,3,2) to a 4-dimensional structure (5,30,3,3) by using only the amplitude information and discarding the phase data. This transformation aims to avoid instability associated with simultaneous learning of data with different characteristics (amplitude and phase) and improve model convergence by focusing solely on amplitude data. Subsequently, we transformed this into a 3-dimensional structure (5,30,9) by integrating the transmit and receive antenna combinations. Furthermore, through batch processing and dimension rearrangement, we set the final input shape to (batch size, 9, 30, 5).

The architecture of the constructed CNN model is shown in Figure 3.

This model configuration is expected to effectively capture the temporal and spatial features inherent in CSI data,

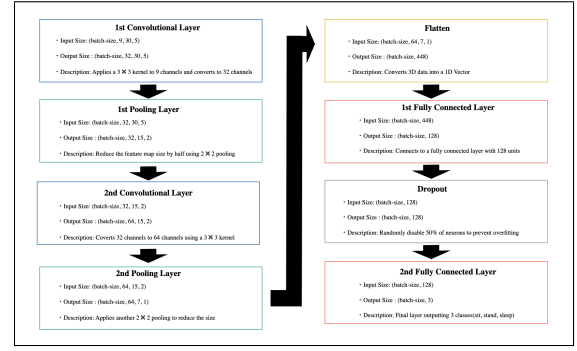


Figure 3: Architecture of the CNN model

achieving high-accuracy posture recognition. Moreover, this approach is believed to enable the acquisition of more robust and versatile feature representations compared to conventional CSI-based posture recognition methods.

2.3 Learning and Validation Protocol for Machine Learning Models

In this study, we adopted the following protocol to conduct rigorous and systematic learning and validation of machine learning models.

2.3.1 Data Collection Environments

The experiments were conducted in two different environments:

1. Environment A: Indoor space measuring 5m in width, 3m in length, and 2.5m in height
2. Environment B: Indoor space measuring 6.6m in width, 4.7m in length, and 2.6m in height

Although these rooms differ in size and shape, the distance and height of the transmitting router and receiving antenna were kept consistent in both rooms. This consistency was crucial for accurately assessing the impact of different spatial configurations on the identification accuracy of the machine learning models.

2.3.2 Data Collection Process

In Environment A, we collected 2,000 samples of CSI data for each of the three basic postures ("standing", "sitting", "lying down"), totaling 6,000 samples. During data collection, we considered the diversity of subjects (age, gender, body type) to ensure comprehensiveness and representativeness of the CSI data.

2.3.3 Dataset Splitting and Learning Set Configuration

We divided the collected dataset as follows for learning and validation:

1. Validation dataset: 200 samples (600 samples in total) were randomly extracted from each posture category and reserved for validation.

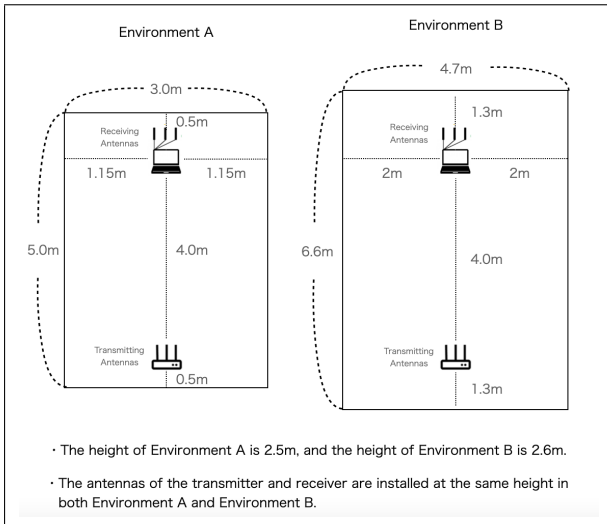


Figure 4: Layouts of Environment A and B

2. Learning dataset: Based on the remaining 1,800 samples per category (5,400 samples in total), we constructed six types of learning datasets as follows:

- Set A: 300 samples per posture (900 samples in total)
- Set B: 600 samples per posture (1,800 samples in total)
- Set C: 900 samples per posture (2,700 samples in total)
- Set D: 1,200 samples per posture (3,600 samples in total)
- Set E: 1,500 samples per posture (4,500 samples in total)
- Set F: 1,800 samples per posture (5,400 samples in total)

This gradual dataset configuration allowed us to quantitatively evaluate the impact of learning data volume on model performance.

2.3.4 Model Learning and Performance Evaluation Process

We applied the following process to each machine learning model:

1. We trained the models using each learning dataset from Set A to F.
2. We evaluated the identification accuracy of each trained model using the validation dataset (600 samples) extracted from Environment A.

2.3.5 Generalization Performance Evaluation Across Environments

To evaluate the generalization performance of the models, we conducted the following process:

1. In Environment B, we newly collected 100 samples of CSI data for each of the three basic postures, totaling 300 samples.
2. We verified the identification accuracy using the 300 samples collected in Environment B for each model trained with Set F from Environment A (1,800 samples per posture, 5,400 samples in total).

This evaluation process allowed us to verify the performance of the models in an environment with different spatial characteristics from the learning environment, confirming their effectiveness from a practical perspective.

2.3.6 Performance Metrics

For the evaluation of model performance, we employed the following metrics:

- Overall Accuracy
- Precision, Recall, and F1 Score (for each posture category)

By utilizing these multifaceted evaluation metrics, we were able to comprehensively analyze the performance of the models and clarify the strengths and weaknesses in identifying each posture.

3 Experimental Results

3.1 Evaluation in Environment A

The experiments conducted on the models, including (i) Linear Discriminant Analysis, (ii) Naive Bayes-Support Vector Machine, (iii) Kernel-Support Vector Machine, (iv) Random Forest, and (v) Deep Learning, revealed that very high identification accuracy was achieved when the accuracy was evaluated under the same conditions as Environment A, where the training data was collected. Specifically, as shown in the Accuracy section of Figure 5, the identification accuracy of models built using Set F (a total of 5400 data points) was 85% or more for both the (ii) Naive Bayes-Support Vector Machine model and the (v) Deep Learning model, confirming the superior performance of these models in Environment A. As observed from the F1 scores, all models trained on 5400 data points demonstrated relatively higher accuracy in identifying Sleep, while the accuracy for identifying Stand was lower.

This result suggests that, due to the high-dimensional and dense nature of CSI data, it is possible to build highly accurate models even with a relatively small amount of data. This can be considered a significant advantage of CSI sensing technology.

3.2 Evaluation in Environment B

On the other hand, when accuracy was evaluated using validation data from a different environment, Environment B, the identification accuracy of all models significantly decreased to approximately 30%, as shown in the Accuracy

section of Figure 6. This result indicates that machine learning models using CSI have very low spatial generalization capability, and even slight changes in the environment (such as changes in furniture arrangement or human position) can lead to a substantial decrease in identification accuracy.

3.3 Discussion of Results

These results highlight a major challenge in the practical application of CSI sensing. In particular, it is essential to develop new approaches to improve spatial generalization capabilities to enable high-accuracy identification in different environments.

	Accuracy	Precision			Recall			F1 Score			
		sit	stand	sleep	sit	stand	sleep	sit	stand	sleep	
i	Set A 900 data in total	0.6117	0.61	0.54	0.68	0.55	0.56	0.72	0.58	0.55	0.70
	Set B 1,800 data in total	0.5117	0.52	0.48	0.54	0.54	0.45	0.55	0.53	0.46	0.54
	Set C 2,700 data in total	0.3600	0.35	0.37	0.36	0.46	0.14	0.49	0.40	0.20	0.42
	Set D 3,600 data in total	0.5500	0.56	0.53	0.56	0.54	0.55	0.57	0.55	0.54	0.57
	Set E 4,500 data in total	0.6183	0.61	0.59	0.66	0.59	0.57	0.69	0.60	0.58	0.67
	Set F 5,400 data in total	0.6267	0.59	0.59	0.70	0.64	0.56	0.68	0.61	0.58	0.69
ii	Set A 900 data in total	0.7583	0.76	0.71	0.81	0.71	0.74	0.82	0.73	0.73	0.81
	Set B 1,800 data in total	0.7767	0.79	0.71	0.84	0.72	0.78	0.82	0.76	0.74	0.83
	Set C 2,700 data in total	0.8167	0.81	0.77	0.88	0.79	0.81	0.85	0.80	0.79	0.87
	Set D 3,600 data in total	0.8350	0.81	0.80	0.90	0.81	0.81	0.89	0.81	0.80	0.89
	Set E 4,500 data in total	0.8333	0.82	0.78	0.90	0.80	0.81	0.89	0.81	0.80	0.89
	Set F 5,400 data in total	0.8500	0.82	0.81	0.92	0.81	0.83	0.90	0.82	0.82	0.91
iii	Set A 900 data in total	0.7250	0.67	0.77	0.74	0.75	0.66	0.77	0.71	0.71	0.76
	Set B 1,800 data in total	0.7433	0.72	0.74	0.77	0.72	0.68	0.82	0.72	0.71	0.80
	Set C 2,700 data in total	0.7583	0.72	0.80	0.77	0.79	0.70	0.78	0.75	0.75	0.77
	Set D 3,600 data in total	0.7817	0.75	0.80	0.79	0.79	0.73	0.83	0.77	0.76	0.81
	Set E 4,500 data in total	0.7833	0.77	0.80	0.78	0.81	0.69	0.85	0.79	0.74	0.81
	Set F 5,400 data in total	0.7900	0.79	0.81	0.77	0.82	0.70	0.85	0.81	0.75	0.81
iv	Set A 900 data in total	0.5667	0.55	0.55	0.60	0.54	0.52	0.65	0.60	0.65	0.62
	Set B 1,800 data in total	0.5867	0.55	0.57	0.64	0.56	0.56	0.64	0.56	0.56	0.64
	Set C 2,700 data in total	0.5833	0.56	0.51	0.69	0.54	0.55	0.67	0.55	0.53	0.68
	Set D 3,600 data in total	0.6117	0.60	0.59	0.66	0.55	0.67	0.62	0.57	0.62	0.64
	Set E 4,500 data in total	0.6117	0.57	0.56	0.70	0.59	0.53	0.72	0.58	0.54	0.71
	Set F 5,400 data in total	0.6433	0.62	0.62	0.69	0.64	0.58	0.71	0.63	0.60	0.70
v	Set A 900 data in total	0.7183	0.67	0.79	0.73	0.78	0.48	0.90	0.72	0.60	0.81
	Set B 1,800 data in total	0.8133	0.78	0.80	0.86	0.81	0.74	0.89	0.80	0.77	0.87
	Set C 2,700 data in total	0.8450	0.78	0.83	0.94	0.86	0.82	0.84	0.82	0.83	0.89
	Set D 3,600 data in total	0.8783	0.86	0.85	0.92	0.85	0.83	0.95	0.86	0.84	0.93
	Set E 4,500 data in total	0.8567	0.90	0.84	0.84	0.81	0.81	0.95	0.86	0.82	0.89
	Set F 5,400 data in total	0.8600	0.90	0.87	0.82	0.84	0.79	0.95	0.87	0.82	0.88

Figure 5: Model Accuracy in Environment A

	Accuracy	Precision			Recall			F1 Score		
		sit	stand	sleep	sit	stand	sleep	sit	stand	sleep
i	0.3233	0.34	0.24	0.41	0.69	0.17	0.11	0.46	0.20	0.17
ii	0.3233	0.33	0.29	0.00	0.93	0.04	0.00	0.48	0.07	0.00
iii	0.3433	0.31	0.38	0.57	0.65	0.30	0.08	0.42	0.34	0.14
iv	0.2767	0.26	0.36	0.20	0.38	0.33	0.12	0.31	0.34	0.15
v	0.2967	0.27	0.42	0.00	0.66	0.23	0.00	0.38	0.30	0.00

Figure 6: Model Accuracy in Environment B

4 Conclusion

In this paper, we conducted a detailed investigation into how the performance of human posture recognition models based on WLAN CSI information is affected by changes in spatial structures. Our experimental results revealed that the accuracy of these models significantly decreases under dif-

ferent spatial configurations, highlighting a major challenge in the application of WLAN CSI-based sensing technology.

To address this phenomenon and move towards the practical application of radio wave sensing technology, it is essential to undertake the following multifaceted approaches. First, (i) the development of methods for dynamically correcting signal characteristics in each environment is required. This would enable the models to adapt to varying spatial characteristics and maintain accuracy. Next, (ii) incorporating samples from diverse environments into the training dataset is expected to enhance the generalization ability of the models, allowing them to achieve high recognition accuracy across various settings. Additionally, (iii) the development of CSI sensing transmission and reception equipment with enhanced WLAN signal directivity is an important step. This would help reduce noise caused by signal scattering and reflection, thereby improving accuracy. Finally, (iv) considering the use of RADAR beamforming technology, which offers higher directivity than the CSI-based method, as an alternative is also worth exploring. The use of RADAR could allow for more precise environmental sensing and signal analysis, potentially leading to improved posture recognition accuracy.

This research underscores not only the current limitations but also the significant potential of radio wave sensing technology. It brings to light important areas that need further exploration and refinement, thereby suggesting new and promising directions for future research and development. By identifying these critical aspects, the study sets the stage for advancements that could bridge the existing gaps and propel the technology forward. Building on the insights gained so far, it is evident that further technological innovation, coupled with the adoption of multifaceted and interdisciplinary approaches, will be essential. These efforts are not merely incremental but foundational to enhancing the robustness, reliability, and accuracy of radio wave sensing systems.

These advancements will pave the way for the broader practical application of radio wave sensing technology, enabling its use across various fields in the future. Areas such as healthcare, smart homes, security systems, and environmental monitoring will benefit from the non-intrusive and flexible nature of radio wave-based solutions. Overcoming the challenges identified in this research is essential for building effective posture recognition systems. Furthermore, continuous progress through sustained research and development is necessary to fully unlock the potential of radio wave sensing and ensure its usefulness in real-world applications. Efforts in this field will help make the technology more practical and widely integrated into our daily lives.

5 References

References

- [1] Takuya Yoshida, Yoshiaki Taniguchi
Estimating the number of people using existing WiFi access point in indoor environment

- ECCS 2015, pp. 46-53
2015
- [2] Daqing Zhang, Dan Wu, Kai Niu, Xuazhi Wang, Fusan Zhang, Jian Yao, Dajie Jiang, Fei Qin
Practical Issues and Challenges in CSI-based Integrated Sensing and Communication
arXiv:2204.03535
2022
- [3] Sophie C.A. Luteijn
Spiking Neural Networks for gesture recognition in WiFi CSI sensing: a feasibility study
Tilburg University
2023
- [4] Keegan Kresge, Sophia Martino, Tianming Zhao, Yan Wang
WiFi-based Contactless Gesture Recognition Using Lightweight CNN
2021 IEEE 18th International Conference on Mobile Ad Hoc and Smart Systems (MASS)
2021
- [5] Sheng Tan, Jie Yang
Fine-grained Finger Gesture Recognition Using WiFi Signals
arXiv:2106.00857
2021
- [6] Fei Wang, Jinsong Han, Shiyuan Zhang, Xu He, Dong Huang
CSI-Net: Unified Human Body Characterization and Pose Recognition
arXiv:1810.03064
2018
- [7] Jianfei Yang, Xinyan Chen, Dazhuo Wang, Han Zou, Chris Xiaoxuan Lu, Sumei Sun, Lihua Xie
SenseFi: A Library and Benchmark on Deep-Learning-Empowered WiFi Human Sensing
arXiv:2207.07859
2022
- [8] H. Zou, Y. Zhou, J. Yang, H. Jiang, L. Xie, and C. J. Spanos
Deepsense: Device-free human activity recognition via autoencoder long-term recurrent convolutional network
2018 IEEE International Conference on Communications (ICC). IEEE, 2018, pp. 1–6
- [9] H. Zou, Y. Zhou, J. Yang, H. Jiang, L. Xie, and C. J. Spanos
Wifienabled device-free gesture recognition for smart home automation
in 2018 IEEE 14th international conference on control and automation(ICC). IEEE, 2018, pp. 476–481
- [10] D. Wang, J. Yang, W. Cui, L. Xie, and S. Sun
Caution: A robust wifi-based human authentication system via few-shot open-set gait recognition
IEEE Internet of Things Journal, 2022
- [11] H. Zou, Y. Zhou, J. Yang, and C. J. Spanos
Device-free occupancy detection and crowd counting in smart buildings with wifi-enabled iot
Energy and Buildings, vol. 174, pp. 309–322, 2018
- [12] H. Zou, Y. Zhou, J. Yang, L. Xie, and C. Spanos
Freecount: Devicefree crowd counting with commodity wifi
2017 IEEE Global Communications Conference (GLOBECOM). IEEE, 2017
- [13] D. Wu, D. Zhang, C. Xu, H. Wang, and X. Li
Device-free wifi human sensing: From pattern-based to model-based approaches
IEEE Communications Magazine, vol. 55, no. 10, pp. 91–97, 2017
- [14] H. Wang, D. Zhang, J. Ma, Y. Wang, Y. Wang, D. Wu, T. Gu, and B. Xie
Human respiration detection with commodity wifi devices: do user location and body orientation matter?
Proceedings of the 2016 ACM International Joint Conference on Pervasive and Ubiquitous Computing, 2016, pp. 25–36
- [15] P. Wang, B. Guo, T. Xin, Z. Wang, and Z. Yu
Tinsense: Multiuser respiration detection using wi-fi csi signals
2017 IEEE 19th International Conference on e-Health Networking, Applications and Services (Healthcom), 2017, pp. 1–6
- [16] Y. T. Xu, X. Chen, X. Liu, D. Meger, and G. Dudek
Pressense: Passive respiration sensing via ambient wifi signals in noisy environments
2020 IEEE/RSJ International Conference on Intelligent Robots and Systems (IROS), 2020, pp. 4032–4039
- [17] T. Nakamura, M. Bouazizi, K. Yamamoto, and T. Ohtsuki
Wi-fi-csibased fall detection by spectrogram analysis with cnn
GLOBECOM 2020 - 2020 IEEE Global Communications Conference, 2020, pp. 1–6
- [18] J. Yang, H. Zou, H. Jiang, and L. Xie
Device-free occupant activity sensing using wifi-enabled iot devices for smart homes
IEEE Internet of Things Journal, vol. 5, no. 5, pp. 3991–4002, 2018
- [19] H. Zou, Y. Zhou, J. Yang, W. Gu, L. Xie, and C. Spanos
Multiple kernel representation learning for wifi-based human activity recognition

- in 2017 16th IEEE International Conference on Machine Learning and Applications (ICMLA). IEEE, 2017, pp. 268–274
- [20] J. Zhang, B. Wei, F. Wu, L. Dong, W. Hu, S. S. Kanhere, C. Luo, S. Yu, J. Cheng
Gate-id: Wifi-based human identification irrespective of walking directions in smart home
IEEE Internet of Things Journal, vol. 8, no. 9, pp. 7610–7624, 2020
- [21] H. Zou, J. Yang, Y. Zhou, L. Xie, and C. J. Spanos
Robust wifienabled device-free gesture recognition via unsupervised adversarial domain adaptation
2018 27th International Conference on Computer Communication and Networks (ICCCN). IEEE, 2018, pp. 1–8
- [22] G. Zhu, L. Zhang, L. Yang, L. Mei, S. A. A. Shah, M. Bennamoun, P. Shen
Redundancy and attention in convolutional lstm for gesture recognition
IEEE transactions on neural networks and learning systems, vol. 31, no. 4, pp. 1323–1335, 2019
- [23] Q. Bu, X. Ming, J. Hu, T. Zhang, J. Feng, J. Zhang
Transfersense: towards environment independent and one-shot wifi sensing
Personal and Ubiquitous Computing, pp. 1–19, 2021
- [24] J. Zhang, Z. Tang, M. Li, D. Fang, P. Nurmi, and Z. Wang
Crosssense: Towards cross-site and large-scale wifi sensing
Proceedings of the 24th Annual International Conference on Mobile Computing and Networking, 2018, pp. 305–320
- [25] S. Yousefi, H. Narui, S. Dayal, S. Ermon, S. Valaee
A survey on behavior recognition using wifi channel state information
IEEE Communications Magazine, vol. 55, no. 10, pp. 98–104, 2017
- [26] Y. Zhang, Y. Zheng, K. Qian, G. Zhang, Y. Liu, C. Wu, Z. Yang
Widar3. 0: Zero-effort cross-domain gesture recognition with wi-fi
IEEE Transactions on Pattern Analysis and Machine Intelligence, 2021
- [27] F. Gringoli, M. Schulz, J. Link, M. Hollick
Free your csi: A channel state information extraction platform for modern wi-fi chipsets Proceedings of the 13th International Workshop on Wireless Network Testbeds, Experimental Evaluation & Characterization, ser. WiNTECH '19, 2019, p. 21–28. [Online]. Available: <https://doi.org/10.1145/3349623.3355477>
- [28] J. Yang, X. Chen, H. Zou, D. Wang, Q. Xu, L. Xie
Efficientfi: Towards large-scale lightweight wifi sensing via csi compression
IEEE Internet of Things Journal, 2022
- [29] A. Sharma, J. Li, D. Mishra, G. Batista, A. Seneviratne
Passive wifi csi sensing based machine learning framework for covid-safe occupancy monitoring
2021 IEEE International Conference on Communications Workshops (ICC Workshops). IEEE, 2021, pp. 1–6
- [30] J. Liu, G. Teng, F. Hong
Human activity sensing with wireless signals: A survey
Sensors, vol. 20, no. 4, p. 1210, 2020
- [31] Y. Zeng, D. Wu, J. Xiong, E. Yi, R. Gao, D. Zhang
Farsense: Pushing the range limit of wifi-based respiration sensing with csi ratio of two antennas
Proceedings of the ACM on Interactive, Mobile, Wearable and Ubiquitous Technologies, vol. 3, no. 3, pp. 1–26, 2019
- [32] S. Liu, Y. Zhao, B. Chen
Wicount: A deep learning approach for crowd counting using wifi signals
2017 IEEE International Symposium on Parallel and Distributed Processing with Applications and 2017 IEEE International Conference on Ubiquitous Computing and Communications (ISPA/IUCC). IEEE, 2017, pp. 967–974
- [33] Z. Chen, L. Zhang, C. Jiang, Z. Cao, W. Cui
Wifi csi based passive human activity recognition using attention based blstm
IEEE Transactions on Mobile Computing, vol. 18, no. 11, pp. 2714–2724, 2018
- [34] F. Wang, W. Gong, J. Liu
On spatial diversity in wifi-based human activity recognition: A deep learning-based approach
IEEE Internet of Things Journal, vol. 6, no. 2, pp. 2035–2047, 2018
- [35] C. Li, M. Liu, Z. Cao
Wihf: enable user identified gesture recognition with wifi
IEEE INFOCOM 2020-IEEE Conference on Computer Communications. IEEE, 2020, pp. 586–595

- [36] B. Sheng, F. Xiao, L. Sha, L. Sun
Deep spatial-temporal model based cross-scene action recognition using commodity wifi
IEEE Internet of Things Journal, vol. 7, no. 4, pp. 3592–3601, 2020
- [37] P. F. Moshiri, R. Shahbazian, M. Nabati, S. A. Ghorashi
A csibased human activity recognition using deep learning
Sensors, vol. 21, no. 21, p. 7225, 2021
- [38] X. Ding, T. Jiang, Y. Zhong, S. Wu, J. Yang, W. Xue
Improving wifi-based human activity recognition with adaptive initial state via one-shot learning
2021 IEEE Wireless Communications and Networking Conference (WCNC). IEEE, 2021, pp. 1–6
- [39] Y. Gu, H. Yan, M. Dong, M. Wang, X. Zhang, Z. Liu, F. Ren
Wione: One-shot learning for environment-robust device-free user authentication via commodity wi-fi in man-machine system
IEEE Transactions on Computational Social Systems, vol. 8, no. 3, pp. 630–642, 2021
- [40] Y. Ma, S. Arshad, S. Muniraju, E. Torkildson, E. Rantala, K. Doppler, G. Zhou
Location-and person-independent activity recognition with wifi, deep neural networks, and reinforcement learning
ACM Transactions on Internet of Things, vol. 2, no. 1, pp. 1–25, 2021
- [41] X. Zhang, C. Tang, K. Yin, Q. Ni
Wifi-based cross-domain gesture recognition via modified prototypical networks
IEEE Internet of Things Journal, vol. 9, no. 11, pp. 8584–8596, 2021
- [42] D. Wang, J. Yang, W. Cui, L. Xie, S. Sun
Multimodal csibased human activity recognition using gans
IEEE Internet of Things Journal, 2021
- [43] Y. Gu, X. Zhang, Y. Wang, M. Wang, H. Yan, Y. Ji, Z. Liu, J. Li, M. Dong
Wigrunt: Wifi-enabled gesture recognition using dualattention network
IEEE Transactions on Human-Machine Systems, 2022
- [44] A. Zhuravchak, O. Kapshii, E. Pournaras
Human activity recognition based on wi-fi csi data-a deep neural network approach
Procedia Computer Science, vol. 198, pp. 59–66, 2022
- [45] Y. Zhang, X. Wang, Y. Wang, H. Chen
Human activity recognition across scenes and categories based on csi
IEEE Transactions on Mobile Computing, vol. 21, no. 7, pp. 2411–2420, 2022
- [46] P. F. Moshiri, M. Nabati, R. Shahbazian, S. A. Ghorashi
Csibased human activity recognition using convolutional neural networks
2021 11th International Conference on Computer Engineering and Knowledge (ICCCKE), 2021, pp. 7–12
- [47] J. Ding, Y. Wang
Wifi csi-based human activity recognition using deep recurrent neural network
IEEE Access, vol. 7, pp. 174 257–174 269, 2019
- [48] Z. Shi, J. A. Zhang, R. Xu, Q. Cheng
Deep learning networks for human activity recognition with csi correlation feature extraction
ICC 2019 - 2019 IEEE International Conference on Communications(ICC), 2019, pp. 1–6
- [49] H. F. Thariq Ahmed, H. Ahmad, S. K. Phang, H. Harkat, K. Narasingamurthi
Wi-fi csi based human sign language recognition using lstm network
2021 IEEE International Conference on Industry 4.0, Artificial Intelligence, and Communications Technology (IAICT), 2021, pp. 51–57
- [50] Z. Tang, Q. Liu, M. Wu, W. Chen, J. Huang
Wifi csi gesture recognition based on parallel lstm-fcn deep space-time neural network
China Communications, vol. 18, no. 3, pp. 205–215, 2021
- [51] Tong Xin, Bin Guo, Zhu Wang, Mingyang Li, Zhiwen Yu
FreeSense:Indoor Human Identification with WiFi Signals
arXiv:1608.03430
2016
- [52] Jiaqi Geng, Dong Huang, Fernando De la Torre
DensePose From WiFi
arXiv:2301.00250
2022
- [53] Zhengjie Wang, Zehua Huang, Chengming Zhang, Wenwen Dou, Yinjing Guo, Da Chen
CSI-based human sensing using model-based approaches: a survey
Journal of Computational Design and Engineering, Volume 8, Issue 2, April 2021, Pages 510–523
2021

[54] Pengsong Duan, Xiangang Diao, Yangjie Cao, Dalong Zhang, Bo Zhang, Jinsheng Kong
A Comprehensive Survey on Wi-Fi Sensing for Human Identity Recognition
Electronics, 2023, № 23, p. 4858, MDPI AG
2023