

Addressing Pilot Contamination in Channel Estimation with Variational Autoencoders

Amar Kasibovic, Benedikt Fesl, Michael Baur and Wolfgang Utschick
TUM School of Computation, Information and Technology
Technical University of Munich, Munich, Germany
Email: {amar.kasibovic, benedikt.fesl, mi.baur, utschick}@tum.de

Abstract—Pilot contamination (PC) is a well-known problem that affects massive multiple-input multiple-output (MIMO) systems. When frequency and pilots are reused between different cells, PC constitutes one of the main bottlenecks of the system’s performance. In this paper, we propose a method based on the variational autoencoder (VAE), capable of reducing the impact of PC-related interference during channel estimation (CE). We obtain the first and second-order statistics of the conditionally Gaussian (CG) channels for both the user equipments (UEs) in a cell of interest and those in interfering cells, and we then use these moments to compute conditional linear minimum mean square error estimates. We show that the proposed estimator is capable of exploiting the interferers’ additional statistical knowledge, outperforming other classical approaches. Moreover, we highlight how the achievable performance is tied to the chosen setup, making the setup selection crucial in the study of multi-cell CE.

Index Terms—channel estimation, generative model, pilot contamination, variational autoencoder.

I. INTRODUCTION

Massive MIMO has recently established itself as a key technology in modern cellular networks, and machine learning (ML) is a promising tool for overcoming some of the biggest challenges brought by massive MIMO [1]. One of these obstacles is PC, which limits performance when the same frequencies and correlated pilots are reused among different cells. In particular, when a UE of interest and an unwanted UE in a different cell share the same pilot, the unwanted UE acts as an interferer during the CE phase, reducing the quality of the estimated channel state information (CSI) [2–4]. The interference power can be several orders of magnitude greater than the signal of interest, significantly degrading the signal to interference plus noise ratio (SINR) [4, 5] and making it unadvisable to neglect the interference problem. In various works, interference was reduced by using algorithms that strategically schedule the CE phases for the different cells [6] or by assigning pilots in an organized way depending on the physical location of UEs [7]. These methods, however, often come with a significant signaling overhead and the necessity of accurate synchronization and coordination between cells. Conversely, methods such as [8] try to estimate the channel statistical parameters and use them for computing a Bayesian

This work is funded by the Bavarian Ministry of Economic Affairs, Regional Development, and Energy within the project 6G Future Lab Bavaria. The authors acknowledge the financial support from the Federal Ministry of Education and Research of Germany, project ID: 16KISK002.

estimator capable of significantly reducing the impact of PC. The authors of [9] analyzed the potential performance of a Bayesian estimator used under scenarios with interference, observing that the achievable performance is strongly related to the amount of overlap between the angles of arrival (AoAs) of incoming signals. A good estimation is possible under a large enough number of antennas if the interfering signal is spatially separated from the signal of interest, leading to orthogonal channel covariance matrices (CCMs). Several deep learning (DL)-based methods, and in particular model-based approaches, have demonstrated excellent performance in the CE task [8, 10–13]. Our proposed solution follows the recent work on VAE-based channel estimators in [14, 15] and extends the analysis to the multi-cell setup.

This paper has the following contribution. We extend the approach from [15] by considering PC. In particular, this requires adapting the original model-specific loss function to account for the new multi-cell setup and adjusting the relevant variables accordingly. These changes are also reflected in the architecture of the ML model. Additionally, we present an analysis that considers the achievable performance depending on the amount of overlap between AoAs of incoming signals, focusing particularly on the proposed VAE-based method. The proposed approach works under regular system operation without requiring coordination between cells. Moreover, it does not require access to side information regarding UEs or other measures such as angle of arrival (AoA) estimation.

II. SYSTEM MODEL

We consider a time division duplex (TDD) multi-user single-input multiple-output (SIMO) setup with L cells, each having a single base station (BS) equipped with M antennas, with single-antenna UEs using uplink training pilot signals of length T_{tr} . During CE, the k -th UE in the l -th cell sends a pilot sequence $\psi_{k,l} \in \mathbb{C}^{T_{\text{tr}}}$ to its own BS, received by the BS in the cell of interest via the channel $\mathbf{h}_{k,l} \in \mathbb{C}^M$. The pilots and the channels of the K UEs in the l -th cell can be arranged into matrices as, respectively, $\Psi_l = [\psi_{1,l} \ \psi_{2,l} \ \cdots \ \psi_{K,l}] \in \mathbb{C}^{T_{\text{tr}} \times K}$ and $\mathbf{H}_l = [\mathbf{h}_{l,1} \ \mathbf{h}_{l,2} \ \cdots \ \mathbf{h}_{l,K}] \in \mathbb{C}^{M \times K}$. When considering only the l -th cell, noiseless pilots are received at the BS of the cell of interest as $\mathbf{H}_l \Psi_l^H \in \mathbb{C}^{M \times T_{\text{tr}}}$. When L cells transmit pilots at the same time and under the presence of noise, the received pilot signal at the BS of the cell of interest becomes $\mathbf{Y} = \sum_{l=1}^L \mathbf{H}_l \Psi_l^H + \mathbf{N} \in \mathbb{C}^{M \times T_{\text{tr}}}$, where

arXiv:2409.07071v1 [eess.SP] 11 Sep 2024

\mathbf{N} is complex additive white Gaussian noise (AWGN). We conservatively assume that the same set of pilots is reused among different cells, i.e., $\Psi_l = \Psi$ for all l . If we consider the pilots in Ψ to be pair-wise orthogonal, thereby assuming $T_{\text{tr}} \geq K$ and thus absence of intracell interference, an observation of the channel of the k -th UE in the l -th cell can be obtained as $\mathbf{y}_{k,l} = \mathbf{Y}\psi_{k,l}$.

We can rewrite $\mathbf{y}_{k,l}$ omitting the subscripts, where k can be omitted to indicate a generic UE in the cell of interest, and l is omitted as we are always considering the cell of interest where $l = 1$. We thus write $\mathbf{y}_{k,l}$ as

$$\mathbf{y} = \mathbf{h}_1 + \sum_{l=2}^L \mathbf{h}_l + \mathbf{n} \in \mathbb{C}^M, \quad (1)$$

where \mathbf{h}_l is the channel realization for the UE in the l -th cell, with the subscript k being omitted once more, similarly to $\mathbf{y}_{k,l}$, to consider a generic UE in the cell. The variable $\mathbf{n} \sim \mathcal{N}_{\mathbb{C}}(\mathbf{0}, \sigma^2 \mathbf{I}_M)$ represents the AWGN. The objective of CE is estimating the channel of the UE in the cell of interest, based on the observation \mathbf{y} .

III. CHANNEL ESTIMATION WITH VAE

A. MMSE Channel Estimation in Multi-Cell

The linear MMSE (LMMSE) estimation of a channel \mathbf{h}_1 , given its observation \mathbf{y} , is obtained using the expression

$$\hat{\mathbf{h}}_1(\mathbf{y}) = \boldsymbol{\mu}_1 + \mathbf{C}_{1,\mathbf{y}} \mathbf{C}_{\mathbf{y}}^{-1} (\mathbf{y} - \boldsymbol{\mu}_{\mathbf{y}}), \quad (2)$$

where $\boldsymbol{\mu}_{\mathbf{y}}$ and $\mathbf{C}_{\mathbf{y}}$ are the observation's mean and covariance, $\boldsymbol{\mu}_1$ is the channel of interest mean, and $\mathbf{C}_{1,\mathbf{y}}$ is the covariance between the channel of interest and the observation [16, Ch. 12]. Under a multi-cell scenario where (1) holds and different cells' channel realizations \mathbf{h}_l are uncorrelated with each other, the expression (2) can be rewritten as

$$\hat{\mathbf{h}}_1(\mathbf{y}) = \boldsymbol{\mu}_1 + \mathbf{C}_1 \mathbf{C}_{\mathbf{y}}^{-1} (\mathbf{y} - \boldsymbol{\mu}_{\mathbf{y}}), \quad (3)$$

where $\boldsymbol{\mu}_{\mathbf{y}} = \boldsymbol{\mu}_1 + \sum_{l=2}^L \boldsymbol{\mu}_l$ and $\mathbf{C}_{\mathbf{y}} = \mathbf{C}_1 + \sum_{l=2}^L \mathbf{C}_l + \sigma^2 \mathbf{I}$. Assuming that channel realizations can be described as Gaussian, the LMMSE estimator in (3) is mean square error (MSE)-optimal, and corresponds to the CME $E[\mathbf{h}_1 | \mathbf{y}]$. It is evident that we need the first and second statistical moments of channel realizations in the different cells for computing (3).

B. VAE for Multi-Cell Channel Estimation

When used as a generative model, a VAE can generate samples from an unknown distribution $p(\mathbf{h})$, given a sample \mathbf{h} from the same distribution or its observation \mathbf{y} . This is done by approximating the unknown distribution as CG [17]. In the CE problem, we are not interested in generating new samples from $p(\mathbf{h})$; instead, we need access to the CG channel distributions' means and covariances. In particular, as mentioned in Section III-A, for the multi-cell case, we need the first two statistical moments for the cell of interest and interfering cells; thus, we produce them as the output of the VAE's decoder as depicted in Fig. 1. It is important to note that the unknown true channel distributions can have any form and do not need to be Gaussian to be approximated as CG by the VAE.

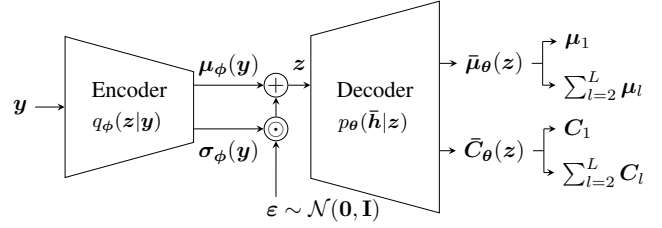


Fig. 1: VAE architecture for the multi-cell CE problem.

Specifically, we consider a joint distribution $p(\bar{\mathbf{h}})$, where

$$\bar{\mathbf{h}} = \begin{bmatrix} \mathbf{h}_1 \\ \sum_{l=2}^L \mathbf{h}_l \end{bmatrix}$$

is the joint variable characterized by its mean and covariance

$$\bar{\boldsymbol{\mu}}_{\theta}(z) = \begin{bmatrix} \boldsymbol{\mu}_1 \\ \sum_{l=2}^L \boldsymbol{\mu}_l \end{bmatrix} \quad \text{and} \quad \bar{\mathbf{C}}_{\theta}(z) = \begin{bmatrix} \mathbf{C}_1 & \mathbf{0} \\ \mathbf{0} & \sum_{l=2}^L \mathbf{C}_l \end{bmatrix}.$$

The joint distribution $p(\bar{\mathbf{h}})$ remains CG, as it is composed of the CG channel of interest distribution and the sum of independent CG interference distributions from the different interfering cells. In addition, we enforce the covariance matrix $\bar{\mathbf{C}}_{\theta}(z)$ to have a block-diagonal structure, leading to an absence of correlation between the channel of interest and interference and, thus, enabling the use of (3) instead of (2).

The parameters θ , corresponding to the decoder neural network (NN) weights, allow parameterizing the CG distribution $p_{\theta}(\bar{\mathbf{h}} | z) = \mathcal{N}(\bar{\boldsymbol{\mu}}_{\theta}(z), \bar{\mathbf{C}}_{\theta}(z))$. The conditioning variable z is obtained by sampling from the distribution $q_{\phi}(z | \mathbf{y}) = \mathcal{N}(\boldsymbol{\mu}_{\phi}(\mathbf{y}), \text{diag}(\boldsymbol{\sigma}_{\phi}(\mathbf{y})))$ which is parameterized by the VAE's encoder weights ϕ .

The described VAE is trained by maximizing the likelihood

$$\log p_{\theta}(\bar{\mathbf{h}}) = \mathcal{L}_{\theta,\phi}(\bar{\mathbf{h}}) + D_{\text{KL}}(q_{\phi}(z | \mathbf{y}) \| p(z)),$$

where D_{KL} is the Kullback-Leibler (KL) divergence between two distributions. Instead of maximizing the likelihood, we can maximize the evidence lower bound (ELBO) term:

$$\mathcal{L}_{\theta,\phi}(\bar{\mathbf{h}}) = E_{q_{\phi}}[\log p_{\theta}(\bar{\mathbf{h}} | z)] - D_{\text{KL}}(q_{\phi}(z | \mathbf{y}) \| p(z)), \quad (4)$$

which serves as the loss function during training. The ELBO differentiation w.r.t. the NN's parameters, allowing the model's training, is made possible through the well-known *reparameterization trick* [17]. The Gaussian nature of the involved distributions enables deriving analytic expressions for the ELBO in (4), as extensively described in [15].

C. Implementation Details

The architecture we use for the encoder and decoder NNs is almost identical to the one used in [15], with the only difference being the doubled sizes of the hidden-space variable and the decoder layers, allowing them to represent the additional interference statistical parameters. As part of the encoder and decoder, we transform the model's input and output with the DFT and inverse DFT (IDFT), respectively, to help the NN better exploit the sparsity of channel realizations in the angular domain. The training of our model is performed using the

Adam optimizer with a learning rate of 1×10^{-4} , a batch size of 128, adopting early stopping when the value of (4) evaluated on a validation dataset does not improve for 100 epochs, and tuning the hyperparameters using a random search [18].

The implementation of our model is based on the *VAE-real* variant described in [15]. The *VAE-real* model from [15] does not require access to ground truth data during either training or evaluation; however, our adapted model requires access, only during training, to noisy observations of the signal of interest without interference, as well as noisy observations of the interference without the signal of interest. Such variables can be described by the joint variable $\bar{\mathbf{y}}$, defined as

$$\bar{\mathbf{y}} = \begin{bmatrix} \mathbf{h}_1 + \mathbf{n}_1 \\ \sum_{l=2}^L \mathbf{h}_l + \mathbf{n}_2 \end{bmatrix}.$$

In particular, despite using $\bar{\mathbf{y}}$ instead of $\bar{\mathbf{h}}$ in the analytic expression of (4), which would cause the model to learn the unwanted distribution $p_{\theta}(\bar{\mathbf{y}} | z)$, the decoder parameterizes the desired CG distribution $p_{\theta}(\bar{\mathbf{h}} | z)$ using a simple workaround, similar to the one used in [15]. We describe the zero-mean noise component in $\bar{\mathbf{y}}$ by its covariance $\Sigma = \text{diag}([\sigma_1^2 \mathbf{1}^T \ \sigma_2^2 \mathbf{1}^T])$, with σ_1 and σ_2 being the standard deviations of \mathbf{n}_1 and \mathbf{n}_2 , and $\mathbf{1}$ being the all-ones vector. Afterward, we force the decoder to obtain the distribution parameters of $p_{\theta}(\bar{\mathbf{h}} | z)$ by adding the known noise covariance Σ to the covariance produced by the decoder $\tilde{\mathbf{C}}_{\theta}(z)$ when the latter is being used as part of the analytic expression of (4). The mean is left unaltered as $p_{\theta}(\bar{\mathbf{h}} | z)$ and $p_{\theta}(\bar{\mathbf{y}} | z)$ have identical mean values due to the zero-mean AWGN.

IV. RELATED ESTIMATORS

We compare our estimators' performance with related ones. The least-squares estimator, denoted with "LS," is defined as

$$\hat{\mathbf{h}}_{1,\text{LS}}(\mathbf{y}) = \mathbf{y},$$

with \mathbf{y} being the observation from (1). Please note that, considering the received signal \mathbf{Y} and the pilot matrix Ψ as defined in Section II, the LS estimator can be obtained as $\mathbf{Y}\Psi(\Psi^H\Psi)^{-1}$, where we consider only a single column corresponding to the observation we are interested in.

The sample covariance estimator, denoted with "scov," is built considering the sample covariance matrices for the UEs in each cell, computed as $\hat{\mathbf{C}}_l = 1/T_r \sum_{i=1}^{T_r} \mathbf{h}_{l,i} \mathbf{h}_{l,i}^H$, together with their sample means $\hat{\boldsymbol{\mu}}_l = 1/T_r \sum_{i=1}^{T_r} \mathbf{h}_{l,i}$, where T_r channel realizations $\mathbf{h}_{l,i}$ are considered. Please note that computing the sample means and covariances requires access to ground truth channel realizations from each cell, which is not required by the proposed method. We use the computed statistical parameters to define the estimator as

$$\hat{\mathbf{h}}_{1,\text{scov}}(\mathbf{y}) = \hat{\boldsymbol{\mu}}_1 + \hat{\mathbf{C}}_1 \hat{\mathbf{C}}_y^{-1}(\mathbf{y} - \hat{\boldsymbol{\mu}}_y),$$

where $\hat{\boldsymbol{\mu}}_y = \sum_{l=1}^L \hat{\boldsymbol{\mu}}_l$ and $\hat{\mathbf{C}}_y = \sum_{l=1}^L \hat{\mathbf{C}}_l + \sigma^2 \mathbf{I}$.

For channel models where access to the ground-truth CCMs of channel realizations is possible, we define an estimator which uses such CCMs in (3) and denote it with "genie-cov."

We compare our method also with other VAE-based approaches. We train one single-cell VAE as in [15], for retrieving the statistical parameters for the cell of interest only, i.e., $\boldsymbol{\mu}_1$ and \mathbf{C}_1 , but using the observations \mathbf{y} , corrupted by interference, as input to the encoder. We define a "VAE, ignore-interference" estimator as

$$\hat{\mathbf{h}}_{1,\text{VAE-ignore}}(\mathbf{y}) = \boldsymbol{\mu}_1 + \mathbf{C}_1(\mathbf{C}_1 + \sigma^2 \mathbf{I})^{-1}(\mathbf{y} - \boldsymbol{\mu}_1), \quad (5)$$

where the interference mean and covariance terms are completely ignored. Another estimator, called "VAE, AWGN-interference," is obtained by replacing the interference distribution covariance with a scaled identity matrix $\alpha^2 \mathbf{I}$, where the parameter α is set such that the trace of the scaled identity equals the trace of the interference sample covariance matrix. The estimator is then obtained as

$$\hat{\mathbf{h}}_{1,\text{VAE-AWGN}}(\mathbf{y}) = \boldsymbol{\mu}_1 + \mathbf{C}_1(\mathbf{C}_1 + \alpha^2 \mathbf{I} + \sigma^2 \mathbf{I})^{-1}(\mathbf{y} - \boldsymbol{\mu}_1). \quad (6)$$

The last estimator based on the single-cell VAE is the "VAE-scov," which approximates the interference mean and covariance with sample mean and covariance of the training interference channels. This estimator is thus obtained as

$$\hat{\mathbf{h}}_{1,\text{VAE-scov}}(\mathbf{y}) = \boldsymbol{\mu}_1 + \mathbf{C}_1 \tilde{\mathbf{C}}_y^{-1}(\mathbf{y} - \tilde{\boldsymbol{\mu}}_y), \quad (7)$$

where $\tilde{\mathbf{C}}_y = \mathbf{C}_1 + \sum_{l=2}^L \hat{\mathbf{C}}_l + \sigma^2 \mathbf{I}$ and $\tilde{\boldsymbol{\mu}}_y = \boldsymbol{\mu}_1 + \sum_{l=2}^L \hat{\boldsymbol{\mu}}_l$.

Finally, we introduce an alternative multi-cell VAE-based estimator, which we call "VAE, genie." This estimator is identical to the proposed one, except for using noiseless observations during training and as input to the encoder. Although this estimator is purely theoretical, as it requires knowledge of the true CSI even at evaluation time, it remains useful by demonstrating the estimator's potential performance achievable when the VAE produces sufficiently accurate mean and covariance distribution parameters.

V. SIMULATION RESULTS

We create datasets consisting of $T_r = 100\,000$ training, $T_v = 10\,000$ validation, and $T_e = 10\,000$ test samples. Data is normalized to have a per-antenna signal power of 1, where we only consider the channel of interest as the signal. We define the signal to noise ratio (SNR) as $1/\sigma^2$, and we evaluate our results comparing the normalized MSE (NMSE) values computed as $\frac{1}{MT_e} \sum_{i=1}^{T_e} \|\mathbf{h}_{1,i} - \hat{\mathbf{h}}_1(\mathbf{y}_i)\|^2$, where $\mathbf{h}_{1,i}$ and \mathbf{y}_i are the i -th channel realization and observation, respectively, for the channel of interest in the test dataset. Our training observations have SNRs ranging from -16 dB to 36 dB.

We use CCMs \mathbf{C}_{δ} constructed according to the 3rd Generation Partnership Project (3GPP) specification for the Urban Macro-Cell (UMa) scenario [19]. This model generates CCMs $\mathbf{C}_{\delta} = \int_{-\pi}^{\pi} g(\vartheta; \boldsymbol{\delta}) \mathbf{a}(\vartheta) \mathbf{a}(\vartheta)^H d\vartheta$, where the function g represents the power angular spectrum and is parameterized by $\boldsymbol{\delta}$, while $\mathbf{a}(\vartheta)$ is the ULA's array steering vector. The parameter $\boldsymbol{\delta}$ is a random variable that describes the propagation clusters' AoAs following a predefined distribution $p(\boldsymbol{\delta})$. Channel realizations for the l -th cell are generated as $\mathbf{h}_l | \boldsymbol{\delta}_l \sim \mathcal{N}_{\mathbf{C}}(\mathbf{0}, \mathbf{C}_{\delta_l})$. Note that $\boldsymbol{\delta}_l$ is different for every channel realization [20]. We simulate a multi-cell setup by using different prior distributions

$p(\delta_l)$ for the AoAs of multi-path signals of UEs in different cells. In particular, we define a scenario with one UE of interest and one interfering UE, where we consider four different possible distribution pairs $p(\delta_1)$ and $p(\delta_2)$. The first possibility considers both distributions as uniform over the entire angular domain, i.e., $p(\delta_l) = \mathcal{U}(-180^\circ, 180^\circ)$, while the remaining consider two normal distributions for $p(\delta_1)$ and $p(\delta_2)$, centered at 45° and -45° respectively, and with both standard deviations chosen either as 90° , 60° , or 30° . With the described setup, signal and interference have the same average power, and the different distributions allow having different amounts of overlap between the considered signals' AoAs. For the 3GPP channel model, we consider 128 antennas at the BS. Furthermore, please note that the access to the ground-truth CCMs enables the calculation of the “genie-cov” estimator.

A second channel model we adopt is obtained from the QuaDRiGa channel simulator [21]. QuaDRiGa generates channel realizations as a superposition of P propagation paths as $\mathbf{h}_l = \sum_{p=1}^P \mathbf{g}_p \exp(-2\pi j f_c \tau_p)$, where \mathbf{g}_p is a complex-valued gain between the BS's and UE's antennas accounting for path attenuation, antenna radiation pattern, and polarization. The carrier frequency is f_c and is set to 6 GHz, while τ_p is the delay of the p -th propagation path. We generate data for the UMa scenario with a bandwidth of 180 kHz. A simple multi-cell pattern with two cells is considered, where the UEs are placed in 120° circular sectors with 500 m radius. The BS is equipped with a “3GPP-3D” antenna array with 32 antennas, while UEs use single omnidirectional antennas. The BS is at a height of 25 m, the cell of interest and the interfering cell are placed at a distance of approximately 866 m from the BS, and at $\pm 60^\circ$ azimuth angles, such that interference has the same average power as the signal of interest. We perform a normalization of channel realizations \mathbf{h}_l forming each observation \mathbf{y} w.r.t. the cumulative path gain of the channel realizations. Such normalization preserves the proportion between the power of the channel of interest and interference in each observation.

For both channel models, we assume the BS to be equipped with a uniform linear array (ULA) of M antennas, where M is large, such that the CCMs have a Toeplitz structure and the circulant matrix approximation holds [22].

In Fig. 2, we compare the NMSE values for different SNRs obtained with our estimator and with the related ones. The estimators based on single-cell VAEs, (5), (6) and (7), which present an increasing level of knowledge regarding the statistical properties of interference, have decreasing NMSE values, demonstrating that neither we can neglect noise, nor we can approximate it as AWGN. The proposed estimator, referred to as “VAE” in the results, shows better performance when compared to the single-cell VAE-based estimators or the classical ones. This is explained by the improved quality of the interference statistics obtained with the proposed method. The performance of “VAE, genie” is presented as a benchmark and represents the potential performance of the estimator (3). This performance is not realized in practice due to the presence of noise during the model training and at evaluation time.

Fig. 3 shows the NMSE values for the different 3GPP

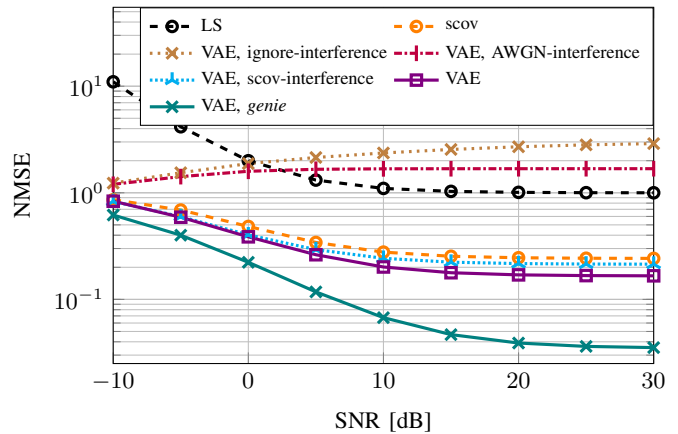


Fig. 2: NMSE over SNR for VAE noisy models, with QuaDRiGa data and setup described in Section V.

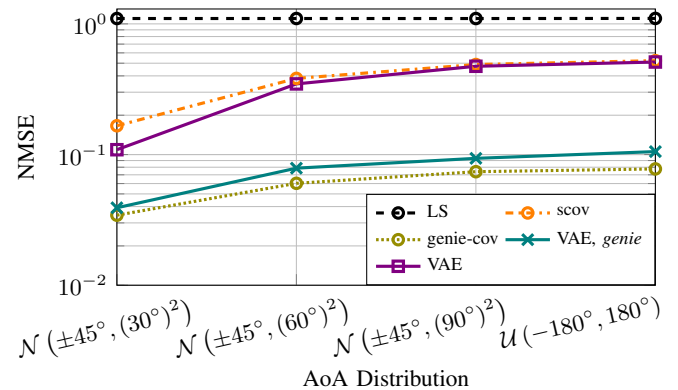


Fig. 3: NMSE over different AoA distributions, with 3GPP data and SNR = 10 dB.

datasets, evaluated at a fixed SNR level. The VAE-based approach can retrieve better distribution parameters, producing better-performing estimators than the “scov” estimator. This holds especially when AoAs of multi-path signals are better spatially separated. Similarly to the results in Fig. 2, “VAE, genie” presents a theoretically achievable performance, which in this case is comparable to the one achieved by the “genie-cov” estimator which uses the true mean and CCM of the channel realizations.

VI. CONCLUSION

This work presents a VAE-based method for performing multi-cell CE, where PC and noise make the problem intricate to solve. The proposed method extends previous work on single-cell VAE-based CE and is capable of obtaining second-order statistical parameters for channel realizations of UEs of interest and interfering UEs, thereby estimating channels of interest with superior performance compared to other classical methods. In future works, we want to extend the evaluation to additional relevant scenarios with different system parameters or under the availability of additional side information, further highlighting the versatility unlocked by VAEs for the CE task.

REFERENCES

- [1] E. Björnson, L. Sanguinetti, H. Wymeersch, J. Hoydis, and T. L. Marzetta, "Massive mimo is a reality—what is next?: Five promising research directions for antenna arrays," *Digital Signal Processing*, vol. 94, pp. 3–20, 2019.
- [2] J. Jose, A. Ashikhmin, T. L. Marzetta, and S. Vishwanath, "Pilot contamination problem in multi-cell tdd systems," in *2009 IEEE International Symposium on Information Theory*, 2009, pp. 2184–2188.
- [3] O. Elijah, C. Y. Leow, T. A. Rahman, S. Nunoo, and S. Z. Iliya, "A comprehensive survey of pilot contamination in massive mimo—5g system," *IEEE Communications Surveys & Tutorials*, vol. 18, no. 2, pp. 905–923, 2016.
- [4] T. L. Marzetta, "Noncooperative cellular wireless with unlimited numbers of base station antennas," *IEEE Transactions on Wireless Communications*, vol. 9, no. 11, pp. 3590–3600, 2010.
- [5] M. Lončar, C. F. Mecklenbräuer, and R. R. Müller, "Co-channel interference mitigation in gsm networks by iterative estimation of channel and data," *European Transactions on Telecommunications*, vol. 14, no. 1, pp. 71–80, 2003.
- [6] T. X. Vu, T. A. Vu, and T. Q. S. Quek, "Successive pilot contamination elimination in multiantenna multicell networks," *IEEE Wireless Communications Letters*, vol. 3, no. 6, pp. 617–620, 2014.
- [7] L. S. Muppirisetty, T. Charalambous, J. Karout, G. Fodor, and H. Wymeersch, "Location-aided pilot contamination avoidance for massive mimo systems," *IEEE Transactions on Wireless Communications*, vol. 17, no. 4, pp. 2662–2674, 2018.
- [8] C.-K. Wen, S. Jin, K.-K. Wong, J.-C. Chen, and P. Ting, "Channel estimation for massive mimo using gaussian-mixture bayesian learning," *IEEE Transactions on Wireless Communications*, vol. 14, no. 3, pp. 1356–1368, 2015.
- [9] H. Yin, D. Gesbert, M. Filippou, and Y. Liu, "A coordinated approach to channel estimation in large-scale multiple-antenna systems," *IEEE Journal on Selected Areas in Communications*, vol. 31, no. 2, pp. 264–273, 2013.
- [10] H. Huang, J. Yang, H. Huang, Y. Song, and G. Gui, "Deep learning for super-resolution channel estimation and doa estimation based massive mimo system," *IEEE Transactions on Vehicular Technology*, vol. 67, no. 9, pp. 8549–8560, 2018.
- [11] H. He, C.-K. Wen, S. Jin, and G. Y. Li, "Deep learning-based channel estimation for beamspace mmwave massive mimo systems," *IEEE Wireless Communications Letters*, vol. 7, no. 5, pp. 852–855, 2018.
- [12] H. Ye, G. Y. Li, and B.-H. Juang, "Power of deep learning for channel estimation and signal detection in ofdm systems," *IEEE Wireless Communications Letters*, vol. 7, no. 1, pp. 114–117, 2018.
- [13] M. Soltani, V. Pourahmadi, A. Mirzaei, and H. Sheikhzadeh, "Deep learning-based channel estimation," *IEEE Communications Letters*, vol. 23, no. 4, pp. 652–655, 2019.
- [14] M. Baur, B. Fesl, M. Koller, and W. Utschick, "Variational autoencoder leveraged mmse channel estimation," in *2022 56th Asilomar Conference on Signals, Systems, and Computers*, 2022, pp. 527–532.
- [15] M. Baur, B. Fesl, and W. Utschick, "Leveraging variational autoencoders for parameterized mmse estimation," *IEEE Transactions on Signal Processing*, vol. 72, pp. 3731–3744, 2024.
- [16] S. M. Kay, *Fundamentals of Statistical Signal Processing: Estimation Theory*. Englewood Cliffs, NJ, USA: Prentice-Hall, 1993.
- [17] D. P. Kingma and M. Welling, "Auto-encoding variational bayes," in *Proc. 2nd Int. Conf. Learn. Representation*, 2014.
- [18] J. Bergstra and Y. Bengio, "Random search for hyperparameter optimization," *J. Mach. Learn. Res.*, vol. 13, no. null, p. 281–305, feb 2012.
- [19] 3GPP, "Spatial channel model for Multiple Input Multiple Output (MIMO) simulations (Release 16)," 3rd Generation Partnership Project (3GPP), Technical Report 25.996, 2020, V. 16.0.0.
- [20] D. Neumann, T. Wiese, and W. Utschick, "Learning the mmse channel estimator," *IEEE Transactions on Signal Processing*, vol. 66, no. 11, pp. 2905–2917, 2018.
- [21] S. Jaeckel *et al.*, "QuaDRiGa - Quasi Deterministic Radio Channel Generator, User Manual and Documentation," Fraunhofer Heinrich Hertz Institute, Technical Report, 2021, V. 2.6.1.
- [22] R. M. Gray, "Toeplitz and circulant matrices: A review," *Foundations and Trends® in Communications and Information Theory*, vol. 2, no. 3, pp. 155–239, 2006.