

Modelling the effect of antibody depletion on dose-response behavior for common immunostaining protocols

Dominik Tschimmel¹, Steffen Waldherr², and Tim Hucho¹

¹Translational Pain Research, Department of Anesthesiology and Intensive Care Medicine, University Hospital Cologne, University of Cologne, 50931 Cologne, Germany

²Department of Functional and Evolutionary Ecology, University of Vienna, 1030 Vienna, Austria

September 12, 2024

Abstract

Dose-response curves of immunostaining experiments are commonly described as Langmuir isotherm. However, for common immunostaining protocols the equilibrium assumption is violated and the dose-response behavior is governed by antibody accumulation. If bound antibodies are replenished, i.e. the concentration of unbound antibodies is constant, the accumulation model can easily be solved analytically. Yet, in many experimental setups the overall amount of antibodies is fixed such that antibody binding reduces the concentration of free antibodies. Solving the accumulation model for this case is more difficult and seems to be impossible if the epitopes are heterogeneous. In this paper, we solve the accumulation model with antibody depletion analytically for the simple case of identical epitopes. We derive inequalities between the depletion-free accumulation model, the accumulation model and the Langmuir isotherm. This allows us to characterize the antibody depletion effect. We generalize the problem to heterogeneous epitopes, where we prove the existence and uniqueness of a solution that behaves as expected by the experimental setting. With these properties we derive bounds for the resulting multi-epitope-class accumulation model and investigate the depletion effect in the case of heterogeneous epitopes.

Contents

1	Introduction	3
2	The experimental setting and model dimensions	6
3	Accumulation model for a single epitope class	7
3.1	Solving the accumulation IVP	8
3.2	Properties of the accumulation model and comparison to the Langmuir isotherm	10
3.3	Dose-response behavior and heuristics for antibody depletion	13
4	Accumulation model for multiple epitope classes	16
4.1	Properties of the multi-epitope accumulation IVP solution	18
4.2	Dose-response behavior and approximations	22
4.3	Implications for inverse problems	26
5	Conclusion and outlook	27
A	Appendix	30
A.1	Proofs	30
A.1.1	Proof for lemma 3.2	30
A.1.2	Proof for lemma 3.3	32
A.1.3	Proof for lemma 3.4	32
A.1.4	Proof for lemma 3.5	33
A.1.5	Proof for theorem 3.6	34
A.1.6	Proof for proposition 3.7	34
A.1.7	Proof for theorem 3.10	35
A.1.8	Proof for theorem 3.11	38
A.1.9	Proof for corollary 3.12	40
A.1.10	Proof for proposition 4.3	40
A.1.11	Proof for lemma 4.4	40
A.1.12	Proof for theorem 4.6	41
A.1.13	Proof for lemma 4.7	41
A.1.14	Proof for theorem 4.8	42
A.1.15	Proof for lemma 4.9	43
A.1.16	Proof for theorem 4.10	43
A.1.17	Proof for theorem 4.11	44
A.1.18	Proof for corollary 4.12	44
A.1.19	Proof for lemma 4.13	45
A.1.20	Proof for theorem 4.14	46
A.1.21	Proof for theorem 4.17	48
A.1.22	Proof for proposition 4.18	49
A.2	Additional calculations	50
A.2.1	Separation of variables for lemma 3.2	50
A.2.2	Separation of variables for lemma 3.3	51

1 Introduction

Adsorption processes of molecules from the liquid phase to the surface of a solid are well described in the literature, with a plethora of models addressing different binding mechanisms and measurement setups. Among isotherms, which describe binding equilibria, the Langmuir isotherm may be the best-known and most used model [Alb+12]. In fact, the Langmuir isotherm and by extension the Langmuir-kinetics model are frequently used to describe the binding behavior of antibodies [Lat14] [Jar+20] [Lau93, Section 2.2].

Let $\mathbf{a}(t)$ denote the concentration of free-floating antibodies, $x(t)$ denote the surface concentration of bound antibody-epitope complexes and g denote the surface concentration of all epitopes. Then the Langmuir-kinetics model reads

$$x(t) = \mathfrak{K}_a \mathbf{a}(t)(g - x(t)) - k_d x(t) \quad (1)$$

and the Langmuir isotherm for the equilibrium values x_{eq} and \mathbf{a}_{eq} reads

$$x_{\text{eq}} = \frac{g}{1 + \frac{k_d}{\mathfrak{K}_a \cdot \mathbf{a}_{\text{eq}}}} \quad (2)$$

where the rate constants \mathfrak{K}_a and k_d determine the binding/unbinding rates. Note that we use Fraktur font symbols to separate variables that involve concentrations (particles per volume) from variables that involve surface concentrations (particles per surface area). Assuming a constant antibody concentration $\mathbf{a}(t) = \mathbf{a}_0$ allows for a simple analytical solution of the Langmuir-kinetics model (1) (cf. [Lat14] [Lau93, Section 2.2], etc.):

$$x(t) = x_0 e^{-(\mathfrak{K}_a \cdot \mathbf{a}_0 + k_d)(t-t_0)} + \frac{g}{1 + \frac{k_d}{\mathfrak{K}_a \cdot \mathbf{a}_0}} \left(1 - e^{-(\mathfrak{K}_a \cdot \mathbf{a}_0 + k_d)(t-t_0)}\right) \quad (3)$$

Despite the widespread use of the Langmuir model for the description of antibody binding, there are some limitations that need to be considered. First, the simple analytical solution (3), that is often used, requires a constant antibody concentration throughout the experiment. Second, the Langmuir binding model assumes that all binding sites are identical. In practice, however, the Langmuir binding model is often used even if the aforementioned conditions are violated. This may be due to negligence, but also because many experiments of interest do not provide the required ideal conditions. In consequence, estimated dissociation constants $K_d := \frac{k_d}{\mathfrak{K}_a}$ can be off by orders of magnitude [Jar+20].

Since antibody depletion is inevitable in many experiments, [Edw+98] investigated correction methods to account for antibody depletion effects. Under ideal conditions, i.e. no antibody denaturation, the number of free antibodies reduces one-to-one by the number of antibodies that are bound to epitopes. Thus, the antibody concentration is given by $\mathbf{a}(t) = \mathbf{a}_0 - \beta x(t)$, where \mathbf{a}_0 denotes the initial antibody concentration and β is the conversion factor between surface concentration and volume concentration.

In addition to correction methods, [Edw+98] derived an analytical isotherm and an analytical solution of the Langmuir-kinetics model (1) in the case of antibody depletion.

Author contributions: The research project was designed by T.H. and S.W.. The biological background and biological scope were supervised by T.H.. The modeling was supervised by S.W.. Development of the model, deriving the proofs and writing the first manuscript draft were done by D.T.. The manuscript was revised and approved by all authors.

Expressing the Langmuir-kinetics model as mixed-order model (cf. [LS08]) allowed [Mar10] to provide an alternative expression for the analytical solution of the Langmuir-kinetics model in the case of antibody depletion. Yet, the mixed order approach requires the definition of new variables and constants, which complicates the application and interpretation of the analytical solution. Because of this, [Sal17] derived the same analytical solution as [Edw+98] in response to [Mar10].

The second limitation of the Langmuir model, requiring identical binding sites, can easily be solved when the antibody concentration is constant. In that case, different epitope classes $\{(g_i, \mathfrak{K}_{a,i}, k_{d,i})\}_{i=1}^N$, defined by their rate constants $\mathfrak{K}_{a,i}$ and $k_{d,i}$, do not compete for the available antibodies. Thus, the binding processes of the individual epitope classes $x_i(t)$ are independent and governed by Eq. (3). The overall surface concentration of bound antibody-epitope complexes $x(t)$ is just the sum over of the individual epitope classes:

$$x(t) = \sum_{i=1}^N x_i(t) = \sum_{i=1}^N x_{0,i} e^{-(\mathfrak{K}_{a,i} \cdot a_0 + k_{d,i})(t-t_0)} + \frac{g_i}{1 + \frac{k_{d,i}}{\mathfrak{K}_{a,i} \cdot a_0}} \left(1 - e^{-(\mathfrak{K}_{a,i} \cdot a_0 + k_{d,i})(t-t_0)}\right). \quad (4)$$

Assuming an epitope distribution $g(\mathfrak{K}_a, k_d)$ with respect to the rate constants allows expressing the superposition as integral:

$$x(t) = \int_0^\infty \int_0^\infty x_0 e^{-(\mathfrak{K}_a \cdot a_0 + k_d)(t-t_0)} + \frac{g(\mathfrak{K}_a, k_d)}{1 + \frac{k_d}{\mathfrak{K}_a \cdot a_0}} \left(1 - e^{-(\mathfrak{K}_a \cdot a_0 + k_d)(t-t_0)}\right) d\mathfrak{K}_a dk_d. \quad (5)$$

Since the number of epitope classes N is generally unknown in inverse problems, [Svi+03] proposed the integral superposition (5) for the analysis of biosensor data. In subsequent applications, mass-transport limitations were investigated [Svi+07] [Mal+20] and improvements for numerical solutions of the inverse problem were proposed [Gor+08] [Zha+17] [For+18] [Zha+19]. Note, however, that the general idea to describe heterogeneous binding with integrals is nothing new and has been used for decades [Lan18] [Svi+03] [HJ78].

While the superposition of epitope classes and the analytical solutions of the Langmuir-kinetics model with antibody depletion address two common limitations of the Langmuir model, they cannot be combined easily. Furthermore, they do not cover the measurement principle of common immunostaining experiments. In most cases, multiple washing steps are conducted during immunocytochemistry/immunohistochemistry, before the amount of bound antibodies is measured [Piñ+22]. On the one hand, this prevents measuring the kinetics of the binding. Only the dose-response behavior can be measured, by preparing multiple samples with different concentrations. On the other hand, the washing steps disrupt any equilibrium that might have settled during the antibody incubation, such that the assumptions for the Langmuir isotherm are violated. In fact, the disruption of the equilibrium prevents the use of any isotherm.

To address this mismatch between model and experimental protocol, [Tsc+24] proposed the “accumulation model”, which combines Lagergren’s pseudo first order (PFO) model [Lag98] with the superposition approach (4) and (5). The reason for the PFO model can be summarized for the case of a single epitope class as follows. Any antibody that is measurable after multiple washing steps must have bound almost permanently. In other words, for measurable, bound antibodies it can be assumed that $k_d = 0$. Then, the Langmuir-kinetics

model (1) reduces to

$$\frac{d}{dt}x(t) = \mathfrak{K}_a \mathbf{a}(t)(g - x(t)) . \quad (6)$$

In the special case $\mathbf{a}(t) = \mathbf{a}_0$, which was used in [Tsc+24] to cancel out units for inverse problems, Eq. (6) reduces to the well-known PFO model

$$\frac{d}{dt}x(t) = \mathfrak{K}_a \mathbf{a}_0(g - x(t)) , \quad (7)$$

where the PFO constant is $k = \mathfrak{K}_a \mathbf{a}_0$. Following the common immunostaining setting, there are no antibodies in the system prior to the staining, i.e. $x(0) = 0$. From this initial value it follows that

$$x(t) = g(1 - e^{-\mathfrak{K}_a \mathbf{a}_0 t}) .$$

It is best practice for immunostaining to incubate all samples of a dose-response curve for the same amount of time τ , irrespective of the antibody concentration. Hence, the concentration of bound antibody-epitope complexes after the antibody incubation is

$$x(\tau) = g(1 - e^{-\mathfrak{K}_a \mathbf{a}_0 \tau}) .$$

As explained in the supplement of [Tsc+24], the commonly observed dose-response behavior of immunostaining experiments then arises from the concentration dependence of the PFO constant $k = \mathfrak{K}_a \mathbf{a}_0$. A higher antibody concentration implies a faster binding rate. Since all samples are incubated for the same time τ , higher antibody concentrations thus imply a higher concentration of bound antibody-epitope complexes after the antibody incubation. See figure 1 (taken from [Tsc+24]) for an illustration.

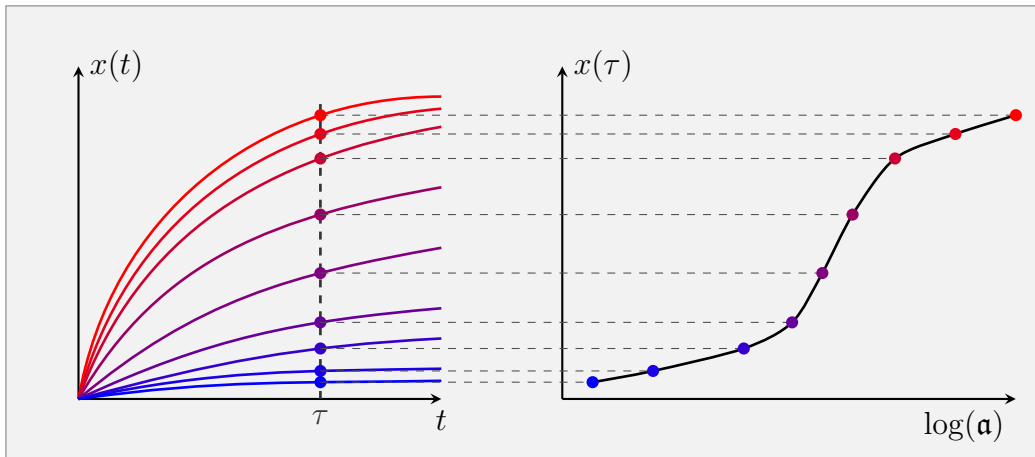


Figure 1: Illustration (reproduced from [Tsc+24]) of dose-response behavior from binding rates. The left-hand plot illustrates the binding curves with different binding rates caused by different antibody concentrations (red = high concentration, blue = low concentration). The right-hand side plot illustrates how the dose-response behavior arises from binding rates that depend on the antibody concentration.

The applicability and replicability of the accumulation model were demonstrated experimentally in [Tsc+24]. Furthermore, an experimental validation for the antibody accumulation

hypothesis was provided, by comparing the dose-response curves arising from different antibody incubation times τ . However, the focus of [Tsc+24] was the application of the accumulation model, which requires the assumption $\mathbf{a}(t) = \mathbf{a}_0$ to cancel out unit conversion factors. Otherwise, precise measurements of the concentration of bound antibody-epitope complexes would become necessary, which is not possible for many immunostaining experiments.

In this paper, we set the focus on the mathematical description of the antibody accumulation process. First, we describe the experimental setting and select convenient units. Next, we solve the accumulation model with antibody depletion analytically for a single epitope class. We discuss properties of the accumulation model and derive inequalities between the depletion-free accumulation model, the accumulation model with depletion and the Langmuir isotherm. With these inequalities, we provide heuristics for the antibody depletion behavior.

Since an analytical solution seems impossible for multiple epitope classes, we prove that the accumulation model satisfies experimentally expected behavior. With these properties, we derive bounds for the solution to estimate its behavior. Finally, we formally prove the antibody depletion correction proposed in [Tsc+24] and derive an additional, minimal correction.

2 The experimental setting and model dimensions

For the experimental setting we consider cells that are attached to the bottom of a container (e.g. a well in a well plate or a Petri dish) and antibodies that are dissolved homogeneously in a liquid – the antibody solution. Furthermore, let us assume idealized conditions, e.g. that external parameters like temperature and pressure are constant and that the antibodies are dissolved homogeneously at all times. For the binding of antibodies, we may then distinguish between two cases:

antibody-depletion:

The antibody solution is added to the container at the time $t = 0$. Until the time $t = \tau$, the antibodies are incubated. During the binding period $[0, \tau]$, no new antibodies are added to the system.

depletion-free:

The container is connected to an antibody solution reservoir and to an outlet. At the time $t = 0$ the antibody solution begins to flow through the container until the time $t = \tau$.

In either case, we assume that multiple washing steps follow the binding period $[0, \tau]$, before the amount of bound antibodies is measured.

In the setting that we just outlined the quantities of interest are best expressed as concentrations/surface concentrations:

$$[\mathbf{a}(t)] = \text{L}^{-3}, \quad [g] = [x(t)] = \text{L}^{-2} \quad \Rightarrow \quad \left[\frac{d}{dt}x(t)\right] = \text{L}^{-2}\text{s}^{-1} \quad \Rightarrow \quad [\mathfrak{K}_a] = \text{L}^3\text{s}^{-1}. \quad (8)$$

Eq. (8) lists the natural dimensions of the quantities. Yet, converting the units of the quantities will be convenient for calculations, as the antibody-depletion case will demonstrate.

In the antibody-depletion case, antibodies that bind are not replenished. Thus, the antibody depletion is the same as in [Edw+98]:

$$\mathbf{a}(t) = \mathbf{a}_0 - \beta x(t).$$

To get the explicit conversion factor, let V denote the volume of the antibody solution and let S denote the surface area of the bottom of the container to which the cells are fixed. Then the concentration of unbound antibodies reads:

$$\mathbf{a}(t) = \mathbf{a}_0 - \frac{S}{V}x(t) . \quad (9)$$

Plugging in this expression for the antibody concentration into the association term yields

$$\mathfrak{K}_a \mathbf{a}(t)(g - x(t)) = \mathfrak{K}_a \left(\mathbf{a}_0 - \frac{S}{V}x(t) \right) (g - x(t)) . \quad (10)$$

To reduce the visual clutter of equations in the following sections, it is convenient to change the units, such that the conversion factor $\frac{S}{V}$ disappears:

$$\begin{aligned} \mathfrak{K}_a \left(\mathbf{a}_0 - \frac{S}{V}x(t) \right) (g - x(t)) &= \mathfrak{K}_a \frac{S}{V} \frac{V}{S} \left(\mathbf{a}_0 - \frac{S}{V}x(t) \right) (g - x(t)) \\ &= \frac{S}{V} \mathfrak{K}_a \left(\frac{V}{S} \mathbf{a}_0 - x(t) \right) (g - x(t)) \\ &=: k_a (a_0 - x(t))(g - x(t)) . \end{aligned}$$

In the last step we defined

$$a_0 := \frac{V}{S} \mathbf{a}_0 \quad \text{and} \quad k_a := \frac{S}{V} \mathfrak{K}_a ,$$

which expresses the antibody concentration and the rate constant in terms of surface concentrations:

$$[a_0] = \text{L}^{-2} \quad \text{and} \quad [k_a] = \text{L}^2 \text{s}^{-1} .$$

In other words, we have changed the units in which the antibody concentration and the rate constant are measured. Fortunately, changing the units in this way does not affect the accumulation term for the depletion-free case:

$$\mathfrak{K}_a \mathbf{a}_0 (g - x(t)) = \mathfrak{K}_a \frac{S}{V} \frac{V}{S} \mathbf{a}_0 (g - x(t)) = k_a a_0 (g - x(t)) .$$

This eases the comparison between the antibody-depletion case and the depletion-free case.

Remark 2.1 (Units and usage of the word “concentration”).

In the rest of the paper, we will only use the converted antibody concentration a_0 , $a(t)$, etc. and the converted rate constant k_a . For brevity, we will call those just antibody concentration and rate constant, despite the unit conversion. In the same way, we will drop the word “surface” for the surface concentrations g and x and call these quantities “concentrations” as well.

3 Accumulation model for a single epitope class

As first step for the analysis of antibody depletion in the context of the accumulation model, we can consider the simple case of a single epitope class. That is, we assume that all epitopes in the system are identical. This simplification permits an analytical solution of the underlying differential equation.

Definition 3.1.

For $k_a, a_0, g \in (0, \infty)$ we call the initial value problem (IVP)

$$\frac{d}{dt}x(t) = k_a(a_0 - x(t))(g - x(t)) , \quad x(0) = 0$$

accumulation IVP. Accordingly, we call the initial value problem

$$\frac{d}{dt}x_{\text{DF}}(t) = k_a a_0 (g - x_{\text{DF}}(t)) , \quad x_{\text{DF}}(0) = 0$$

depletion-free accumulation IVP.

3.1 Solving the accumulation IVP

Observe, that we have already encountered a solution for the depletion-free accumulation IVP in the introduction:

$$x_{\text{DF}}(t) = g(1 - e^{-k_a a_0 t}) . \quad (11)$$

Solving the full accumulation IVP requires a little more effort but still consists of basic calculus. Let us first consider the generic case $a_0 \neq g$. A solution for the corresponding initial value problem can be found by separation of variables (step by step calculation in appendix [A.2.1](#)).

Lemma 3.2.

Let $a_0 \neq g$, then

$$x(t ; a_0, g) = \frac{a_0 g (1 - e^{k_a (a_0 - g)t})}{g - a_0 e^{k_a (a_0 - g)t}}$$

solves the accumulation IVP.

The proof consists of calculating the derivative of the expression and plugging in the terms into the initial value problem. It can be found in appendix [A.1.1](#).

Next, we can consider the special case $a_0 = g$, which can again be solved by separation of variables (step by step calculation in appendix [A.2.2](#)).

Lemma 3.3.

Let $a_0 = g$, then

$$x(t ; g) = \frac{g}{1 + \frac{1}{k_a g t}}$$

solves the accumulation IVP.

Again, the proof consists of calculating the derivative and plugging in the terms. It can be found in appendix [A.1.2](#).

In principle, we have solved the accumulation IVP for all cases that are possible. Yet, we intend to consider dose-response curves, i.e. we want to vary the parameter a_0 . Thus, we

need to check that the solution for the generic case $a_0 \neq g$ agrees with solution of the special case $a_0 = g$ for the limit $a_0 \rightarrow g$.

Lemma 3.4.

It holds that

$$\lim_{a_0 \rightarrow g} x(t ; a_0, g) = x(t ; g) \quad \text{and} \quad \lim_{a_0 \rightarrow g} \frac{d}{dt} x(t ; a_0, g) = \frac{d}{dt} x(t ; g) .$$

The proof is a simple application of L'Hôpital's rule and can be found in appendix [A.1.3](#).

At this point, it is important to check that the accumulation IVP and the depletion-free accumulation IVP have unique solutions. Otherwise, the properties that we are going to derive could only be a special case, and we might fail to recognize so. As first step, we show that our solutions are bounded.

Lemma 3.5.

It holds for all $0 < a_0, g < \infty$ and all $t \in [0, \infty]$ that

$$0 \leq x_{\text{DF}}(t) \leq g \quad \text{and} \quad 0 \leq x(t ; a_0, g) \leq g .$$

The inequalities can be proven with simple calculations. The complete proof can be found in appendix [A.1.4](#).

Since there are solutions that are bounded for all $t \geq 0$, we can proof that these solutions are the unique solutions.

Theorem 3.6.

For the accumulation IVP and the depletion-free accumulation IVP there are unique solutions $x : [0, \infty) \rightarrow [0, g]$ and $x_{\text{DF}} : [0, \infty) \rightarrow [0, g]$ respectively.

The proof is essentially the application of the existence and uniqueness theorem for initial value problems together with properties of autonomous systems. It can be found in appendix [A.1.5](#).

Summarizing the results, that we have derived so far, provides the solution of the accumulation IVP:

Proposition 3.7.

The accumulation IVP has the unique solution

$$x(t ; a_0, g) = \begin{cases} \frac{a_0 g (1 - e^{k_a (a_0 - g)t})}{g - a_0 e^{k_a (a_0 - g)t}} & , a_0 \neq g \\ \frac{g}{1 + \frac{1}{k_a g t}} & , a_0 = g \end{cases} = \begin{cases} \frac{g a_0 (1 - e^{k_a (g - a_0)t})}{a_0 - g_0 e^{k_a (g - a_0)t}} & , a_0 \neq g \\ \frac{a_0}{1 + \frac{1}{k_a a_0 t}} & , a_0 = g \end{cases}$$

for $t \in [0, \infty)$, which is continuous in a_0 . It has the time-derivative

$$\frac{d}{dt} x(t ; a_0, g) = \begin{cases} \frac{k_a a_0 g (a_0 - g)^2 e^{k_a (a_0 - g)t}}{(g - a_0 e^{k_a (a_0 - g)t})^2} & , a_0 \neq g \\ \frac{k_a g^2}{(1 + k_a g t)^2} & , a_0 = g \end{cases} = \begin{cases} \frac{k_a g a_0 (g - a_0)^2 e^{k_a (g - a_0)t}}{(a_0 - g e^{k_a (g - a_0)t})^2} & , a_0 \neq g \\ \frac{k_a a_0^2}{(1 + k_a a_0 t)^2} & , a_0 = g \end{cases}$$

which is also continuous in a_0 .

Besides calculating that a_0 and g can be exchanged, the theorem is just a summary of the previous results. The proof for the symmetry of exchanging a_0 and g can be found in appendix A.1.

3.2 Properties of the accumulation model and comparison to the Langmuir isotherm

Following the experimental setting described section 2, the solution of the accumulation IVP describes the accumulation of antibodies over time. But the actual dose-response behavior arises because different initial concentrations a_0 are compared, where always the same antibody incubation time τ is used. Thus, according to the experimental setting, we define the (depletion-free) accumulation model as follows.

Definition 3.8.

Let τ be the antibody incubation time, let g be the epitope concentration and let k_a be the binding rate constant. If $x(t ; a_0, g, k_a)$ is the solution of the accumulation IVP, we define the **accumulation model** as

$$x(a_0) := x(\tau ; a_0, g, k_a) .$$

In the same way, if $x_{\text{DF}}(t ; a_0, g, k_a)$ is the solution of the depletion-free accumulation IVP, we define the **depletion-free accumulation model** as

$$x_{\text{DF}}(a_0) := x_{\text{DF}}(\tau ; a_0, g, k_a) .$$

Remark 3.9 (System parameters and notation).

In the last subsection and in the definition of the (depletion-free) accumulation model we wrote the system parameters a_0, g, k_a as additional arguments $x(t ; a_0, g, k_a)$. To avoid cluttering the notation, we will drop some or all parameters in the following, unless they are needed for disambiguation etc..

Since we have solved the accumulation IVP we have an analytical expression for the accumulation model:

Theorem 3.10.

The accumulation model $x(a_0)$ and the depletion-free accumulation model $x_{\text{DF}}(a_0)$ are given by

$$x(a_0) = \begin{cases} \frac{a_0 g (1 - e^{k_a (a_0 - g) \tau})}{g - a_0 e^{k_a (a_0 - g) \tau}} & , a_0 \neq g \\ \frac{g}{1 + \frac{1}{k_a g \tau}} & , a_0 = g \end{cases} \quad x_{\text{DF}}(a_0) = g(1 - e^{-k_a a_0 \tau}) .$$

Both functions are continuously differentiable for all $a_0 > 0$ with the derivatives

$$\frac{d}{da_0}x(a_0) = \begin{cases} \frac{g(e^{-k_a(a_0-g)\tau}(k_a a_0 \tau (g-a_0)+g))}{(g-a_0 e^{k_a(a_0-g)\tau})^2} & , a_0 \neq g \\ \frac{k_a g \tau (2+k_a g \tau)}{2(1+k_a g \tau)^2} & , a_0 = g \end{cases} \quad \frac{d}{da_0}x_{\text{DF}}(a_0) = k_a g \tau e^{-k_a a_0 \tau} .$$

Both the expression for $x(a_0)$ and for $x_{\text{DF}}(a_0)$ follow from definition 3.8, Eq. (11) and proposition 3.7. The derivative of $x_{\text{DF}}(a_0)$ and $x(a_0)$ for $a_0 \neq g$ can easily be calculated. Finally, the derivative for $a_0 = g$ and the limits are lengthy and repeated but straightforward applications of L'Hôpital's rule. The complete proof can be found in appendix A.1.7

Before we continue analyzing the properties of the accumulation model, it is worthwhile to include the Langmuir isotherm to the analysis, as its dose-response behavior is well-known:

$$x_{\text{L}}(a_0) = \frac{g}{1 + \frac{k_d}{k_a a_0}} .$$

However, the Langmuir isotherm describes a dynamical equilibrium and depends on the unbinding rate constant k_d besides the binding rate constant k_a . On the other hand, the accumulation model depends on the incubation time τ besides the binding rate constant k_a . This complicates a direct comparison. Yet, observe that the dose-response behavior of the Langmuir isotherm does not depend on the individual values of k_a and k_d but on the quotient $K_a = \frac{k_a}{k_d}$, which is called binding constant. This binding constant determines the dose-response behavior, thus characterizing the system.

In the same way, we can define a system-characterizing constant for the accumulation model, by observing that k_a and τ always appear as product $k_a \tau$. Thus, we can define

$$K := k_a \tau$$

as system-characterizing constant, similar to $K_\tau = \frac{1}{k_a \tau}$, which was used in [Tsc+24]. Despite describing different processes, we can then compare the dose-response behavior of the Langmuir isotherm and the accumulation model, by assuming identical values for the system-characterizing constants $K_a = K$. The models now read

$$x(a_0) = \begin{cases} \frac{a_0 g (1 - e^{K(a_0-g)})}{g - a_0 e^{K(a_0-g)}} & , a_0 \neq g \\ \frac{g}{1 + \frac{1}{Kg}} & , a_0 = g \end{cases} \quad \begin{cases} x_{\text{DF}}(a_0) = g(1 - e^{-K a_0}) \\ x_{\text{L}}(a_0) = \frac{g}{1 + \frac{1}{Kg}} \end{cases} .$$

For these models we find the following inequalities.

Theorem 3.11.

For $K, a_0, g \in (0, \infty)$ it holds that

$$x(a_0) \leq x_{\text{L}}(a_0) \leq x_{\text{DF}}(a_0) \quad \text{if } a_0 < g$$

$$x(a_0) = x_{\text{L}}(a_0) \leq x_{\text{DF}}(a_0) \quad \text{if } a_0 = g$$

$$x_L(a_0) \leq x(a_0) \leq x_{DF}(a_0) \quad \text{if } a_0 > g .$$

The case $x(a_0 = g) = x_L(a_0 = g)$ is obvious. To prove all inequalities, it suffices to show that $x_L(a_0) \leq x_{DF}(a_0)$ for all a_0 , that $x(a_0) \leq x_L(a_0)$ for $a_0 < g$ as well as $x(a_0) \geq x_L(a_0)$ if $a_0 > g$ and finally that $x(a_0) \leq x_{DF}(a_0)$ for $a_0 > g$. These inequalities can be proven by considering differences /quotients of the terms. See appendix A.1.8 for the complete proof.

Corollary 3.12.

For $K, g \in (0, \infty)$ it holds that

$$\lim_{a_0 \rightarrow 0} x(a_0) = \lim_{a_0 \rightarrow 0} x_{DF}(a_0) = \lim_{a_0 \rightarrow 0} x_L(a_0) = 0$$

and

$$\lim_{a_0 \rightarrow \infty} x(a_0) = \lim_{a_0 \rightarrow \infty} x_{DF}(a_0) = \lim_{a_0 \rightarrow \infty} x_L(a_0) = g .$$

Using the inequalities from theorem 3.11, only the obvious limits need to be calculated. The remaining limits follow then from the inequalities. See appendix A.1.9 for the complete proof.

Before we continue discussing the dose-response behavior and the heuristics of the antibody depletion effect, let us motivate the inequalities of theorem 3.11 further. Since the antibodies deplete in the accumulation model, the effective concentration of free antibodies decreases over time. Thus, the accumulation of antibodies for a given concentration of bound antibodies is slower, compared to the depletion-free accumulation model, where the concentration of free antibodies remains constant. It follows that $x(a_0) \leq x_{DF}(a_0)$.

The inequality $x_L(a_0) \leq x_{DF}(a_0)$ is ultimately a consequence of our choice $K = k_a \tau = \frac{k_a}{k_d}$ for the comparison to the Langmuir isotherm. Note that the Langmuir isotherm describes a dynamical equilibrium of binding with rate constant k_a and unbinding with rate constant k_d , whereas the depletion-free accumulation model describes a steady increase of bound antibodies. The inequality $x_L(a_0) \leq x_{DF}(a_0)$ then has the following meaning: The unbinding is strong enough such that the equilibrium capacity of the Langmuir-system is smaller than the amount of antibodies that accumulate in the depletion-free accumulation model until $t = \tau$. Since $k_a \tau = \frac{k_a}{k_d}$ it follows that $k_d = \frac{1}{\tau}$. Thus, the relationship between the chosen Langmuir system and the depletion-free accumulation model does not depend on the incubation time τ . In fact, we do not even need to consider a Langmuir-system with the same binding rate constant. As long as $K = k_a \tau = \frac{k_a^*}{k_d^*}$, the relation between k_a^* and k_d^* remains the same as between k_a and $\frac{1}{\tau}$.

For sufficiently low initial antibody concentrations a_0 , in case of antibody depletion, the effective concentration of free antibodies becomes low enough such that fewer antibodies accumulate than the equilibrium capacity of the corresponding Langmuir-system would allow. This means that $x(a_0) \leq x_L(a_0)$ for sufficiently small a_0 . In the opposite case, for sufficiently large a_0 , the depletion becomes negligible, and the argument for the depletion-free model applies, which explains $x(a_0) \geq x_L(a_0)$.

Because $x(a_0) \leq x_L(a_0)$ for small enough a_0 and $x(a_0) \geq x_L(a_0)$ for large enough a_0 , the continuity ensures that there is at least a point where both models coincide. Yet, without the calculations there does not seem to be a clear, deeper reason why this happens at $a_0 = g$.

3.3 Dose-response behavior and heuristics for antibody depletion

To discuss the dose-response behavior and to get an idea of the antibody depletion effect in the accumulation model, we can consider plots of $x(a_0)$, $x_{DF}(a_0)$ and $x_L(a_0)$ for suitably chosen K and g .

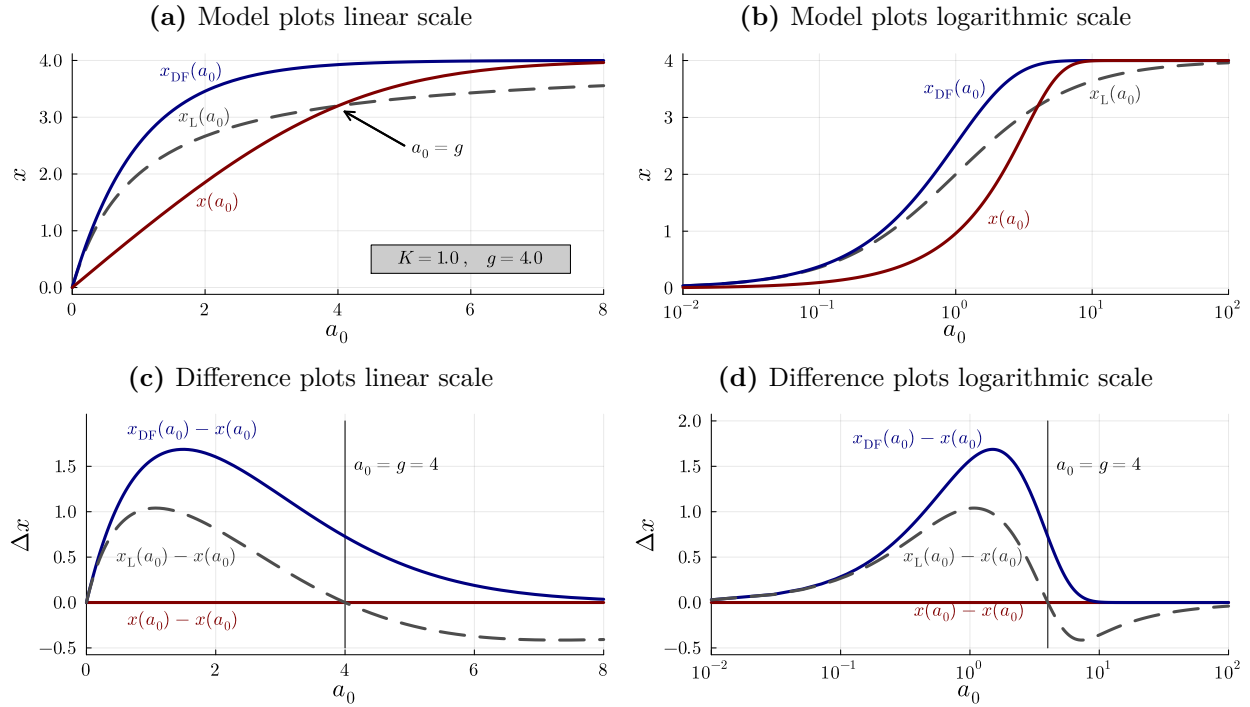


Figure 2: Plots of $x(a_0)$, $x_{DF}(a_0)$ and $x_L(a_0)$ in a linear scale (upper left) and a logarithmic scale (upper right) for $K = 1$ and $g = 4$. Difference plots of the models to $x(a_0)$ in a linear scale (bottom left) and a logarithmic scale (bottom right).

Figure 2 illustrates the inequalities of theorem 3.11 and the limiting behavior of corollary 3.12 quite well. In the linear scale, it can be observed that all models begin at 0 for $a_0 = 0$. Until $a_0 = g = 4$, the Langmuir isotherm $x_L(a_0)$ is larger than the accumulation model $x(a_0)$. As stated in theorem 3.11 both models coincide at $a_0 = g = 4$, from where the accumulation model is larger than the Langmuir isotherm. Also, as stated by theorem 3.11, the depletion-free accumulation model $x_{DF}(a_0)$ is an upper bound over the whole range. Finally, in the logarithmic scale, it can be seen that all models converge to $g = 4$.

Considering the antibody depletion effect, i.e. the difference $x_{DF}(a_0) - x(a_0)$, the plots suggest that the depletion effect would decrease monotonically for $a_0 \geq g$. However, this is not always the case, which can easily be seen by considering different values for K and g .

Figure 3 shows plots of the models for the same system-characterizing constant $K = 1$ but a decreased epitope concentration $g = 0.4$. The difference plots show that the depletion effect, i.e. $x_{DF}(a_0) - x(a_0)$, does not decrease immediately after $a_0 = g$. It increases for $a_0 \geq g$ before reaching maximum. Nevertheless, decreasing the epitope concentration g reduced the depletion effect.

However, we should not only consider the epitope concentration g but also the system-characterizing constant K . Between figure 2 and figure 3, we have decreased the epitope

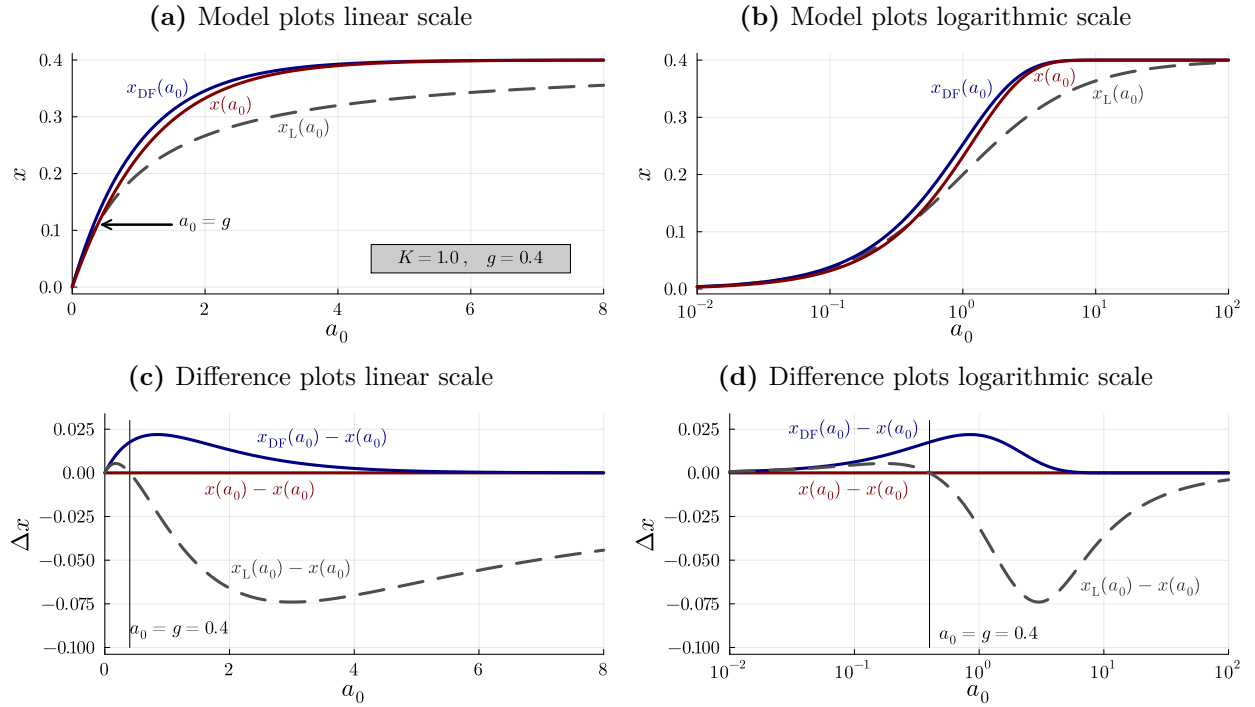


Figure 3: Plots of $x(a_0)$, $x_{DF}(a_0)$ and $x_L(a_0)$ in a linear scale (upper left) and a logarithmic scale (upper right) for $K = 1$ and $g = 0.4$. Difference plots of the models to $x(a_0)$ in a linear scale (bottom left) and a logarithmic scale (bottom right).

concentration by a factor of 10 from $g = 4$ to $g = 0.4$. So, next we may increase the system-characterizing constant K by the same factor of 10. Figure 4 shows the model plots and difference plots for $K = 10$ and $g = 0.4$. First, we observe in the linear scale that the models saturate already at lower initial antibody concentrations a_0 . This is no surprise, as the system-characterizing constant K is proportional to the binding rate constant k_a . More interestingly, though, is the fact that the depletion effect is again more pronounced. In the linear scale the depletion effect is almost hidden by the fast saturation, but can clearly be observed in the logarithmic scale. To understand this behavior, we need to consider the relationship between the depletion-free accumulation model and the Langmuir isotherm.

If we just look at the depletion-free accumulation model $x_{DF}(a_0)$ and the Langmuir isotherm $x_L(a_0)$ in the logarithmic scales (figures 2-4), we can observe that their relative behavior does not seem to be affected by the choice of the constants g and K . Upon closer inspection, this is not surprising. For both

$$x_{DF}(a_0) = g(1 - e^{-Ka_0}) \quad \text{and} \quad x_L(a_0) = g \frac{1}{1 + \frac{1}{Ka_0}}$$

the epitope concentration g acts as a mere global scale. And both models depend only on the product Ka_0 , which in the logarithmic scale becomes just a shift $\log(a_0) + \log(K)$ along the a_0 axis. Hence, the relation between the both models remains the same in a logarithmic scale, irrespective of the choice of K and g .

We can use this behavior to specify the antibody concentration a_0 , where the difference

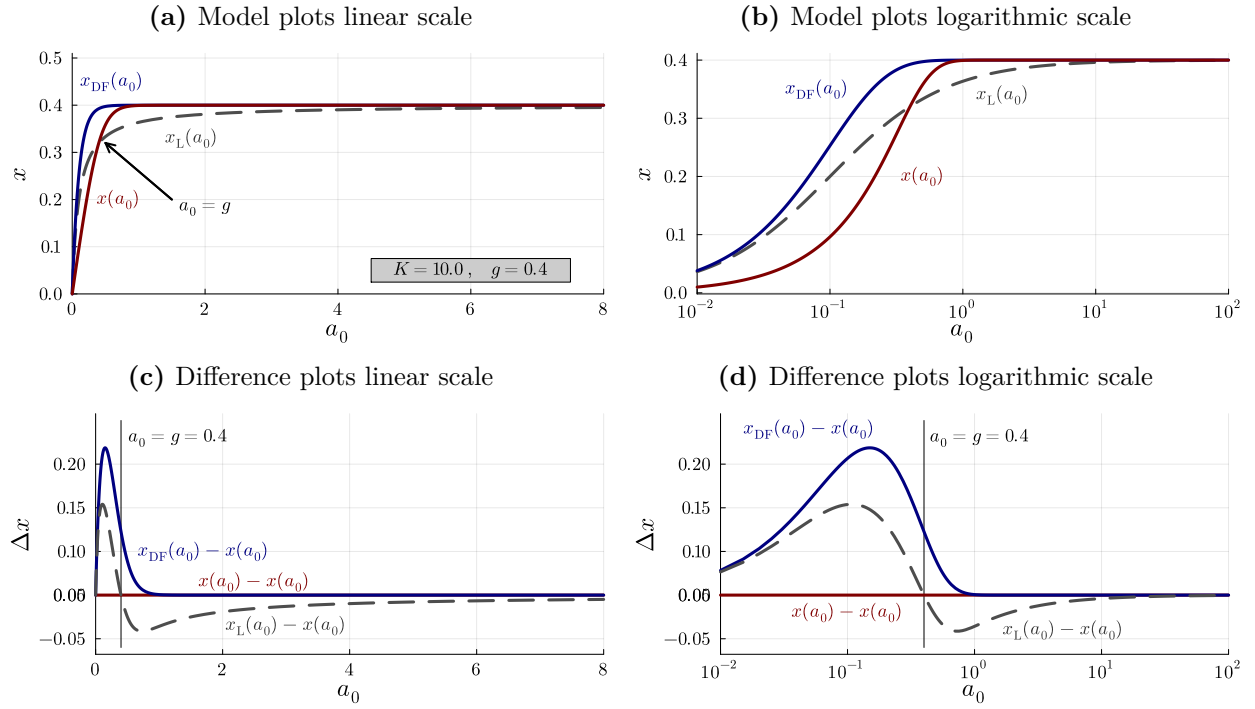


Figure 4: Plots of $x(a_0)$, $x_{\text{DF}}(a_0)$ and $x_{\text{L}}(a_0)$ in a linear scale (upper left) and a logarithmic scale (upper right) for $K = 10$ and $g = 0.4$. Difference plots of the models to $x(a_0)$ in a linear scale (bottom left) and a logarithmic scale (bottom right).

$x_{\text{DF}}(a_0) - x_{\text{L}}(a_0)$ is largest:

$$0 \stackrel{!}{=} \frac{d}{da_0} x_{\text{DF}}(a_0) - x_{\text{L}}(a_0) = K g e^{-K a_0} - K g \frac{1}{(1 + K a_0)^2} .$$

Since $x_{\text{DF}}(0) = x_{\text{L}}(0)$ and $\lim_{a_0 \rightarrow \infty} x_{\text{DF}}(a_0) = \lim_{a_0 \rightarrow \infty} x_{\text{L}}(a_0)$, according to corollary 3.12, we are looking for a root in $(0, \infty)$:

$$\Rightarrow e^{K a_0} \stackrel{!}{=} (1 + K a_0)^2 .$$

Unfortunately, there is no convenient analytical expression for the root, such that a numeric approximation must do. With interval bisection, we find $\frac{2.51}{K} \leq a_0 \leq \frac{2.52}{K}$ for the root. Thus, the difference $x_{\text{DF}}(a_0) - x_{\text{L}}(a_0)$ is largest when $K a_0 \in [2.51, 2.52]$.

This relationship between the depletion-free accumulation model $x_{\text{DF}}(a_0)$ and the Langmuir isotherm $x_{\text{L}}(a_0)$ together with theorem 3.11 are key to understanding the antibody depletion effect in the accumulation model. By theorem 3.11, the Langmuir isotherm $x_{\text{L}}(a_0)$ is a lower bound for the depletion of the accumulation model if $a_0 \geq g$. Thus, depletion effects stronger than $\max_{a_0 \geq 0} \{x_{\text{DF}}(a_0) - x_{\text{L}}(a_0)\}$ can only occur at $a_0 < g$. How strong the depletion effect is for $a_0 < g$ can be gauged by the ratio of derivatives at the point $a_0 = g$, where the accumulation model $x(a_0)$ intersects the Langmuir isotherm $x_{\text{L}}(a_0)$. The reason is, that a large ratio of derivatives indicates that the accumulation model $x(a_0)$ intersects the Langmuir model $x_{\text{L}}(a_0)$ at a steep angle. In turn, a steep angle indicates that the accumulation model was much lower than the Langmuir model for $a_0 \leq g$, which corresponds to a strong depletion

effect. The ratio of derivatives at $a_0 = g$ can easily be calculated:

$$\frac{\frac{d}{da_0}x(a_0)\big|_{a_0=g}}{\frac{d}{da_0}x_L(a_0)\big|_{a_0=g}} = \frac{\frac{Kg(2+Kg)}{2(1+Kg)^2}}{\frac{Kg}{(1+Kg)^2}} = 1 + \frac{1}{2}Kg .$$

In summary, this result leads to the following heuristic for the antibody depletion effect in the accumulation model: The larger Kg , the stronger the depletion. This is in line with the observations from figures 2 - 4.

4 Accumulation model for multiple epitope classes

While the assumption of identical epitopes allowed us to solve the accumulation model with antibody depletion analytically, it is reasonable to assume that a real-world system contains epitopes that differ from each other. For example, the antibody could bind to different structures. This can happen when polyclonal antibodies are used, which consist of a mixture of different antibodies whose binding cannot be distinguished at the end. But even for monoclonal antibodies without cross-reactions and structurally identical epitopes in the system, the epitopes will be at different locations in the system. Since the location in the system affects the accessibility of an epitope and by extension the binding rate constant k_a , different epitope classes can arise. Formally, we define epitope classes thus as follows.

Definition 4.1.

Epitopes with the same binding rate constant $k_a > 0$ constitute an **epitope class** (g, k_a) , where $g > 0$ denotes the concentration of those epitopes.

Note that we use the technical-sounding term *epitope class* to indicate that this is not a biological property but a mere technical classification of epitopes. As argued above, identical epitopes can end up in different classes. In the same way, biologically different epitopes can have the same rate constant k_a and end up in the same epitope class.

In a real system, there will only be a finite number of epitopes. Thus, we can assume a finite number of epitope classes $(g_i, k_{a,i})$, which we can refer to by indices $i \in \{1, \dots, N\}$. Distinguishing between epitopes by defining epitope classes also means that we can, at least in theory, distinguish between bound antibody-epitope complexes x_i that belong to different epitope classes. The total concentration of epitopes and the total concentration of bound antibody-epitope complexes are then just the sum over the epitope classes:

$$G := \sum_{i=1}^N g_i \quad \text{and} \quad X := \sum_{i=1}^N x_i .$$

Each epitope class follows the general kinetics of the accumulation model

$$\frac{d}{dt}x_i(t) = k_{a,i}a(t)(g_i - x_i(t)) \quad \forall i \in \{1, \dots, N\} .$$

In the depletion-free case, the antibody concentration is constant $a(t) = a_0$, and thus does not depend on the binding state of the individual epitope classes:

$$\frac{d}{dt}x_{\text{DF},i}(t) = k_{a,i}a_0(g_i - x_{\text{DF},i}(t)) \quad \forall i \in \{1, \dots, N\} .$$

This allows solving the differential equations individually, leading to

$$x_{\text{DF},i}(t) = g_i(1 - e^{k_{a,i}a_0t}) \quad \Rightarrow \quad X_{\text{DF}}(t) = \sum_{i=1}^N g_i(1 - e^{k_{a,i}a_0t}) . \quad (12)$$

By comparing this solution to the solution of the depletion-free IVP for a single epitope class (11), we observe that the individual epitope classes behave like separate systems (all with the same antibody concentration a_0). In other words, the epitope classes are independent of each other.

In the antibody depletion case, however, the antibody concentration is given by

$$a(t) = a_0 - X(t) = a_0 - \sum_{j=1}^N x_j(t) .$$

This couples the epitope classes, leading to a system of differential equations

$$\frac{d}{dt}x_i(t) = k_{a,i} \left(a_0 - \sum_{j=1}^N x_j(t) \right) (g_i - x_i(t)) \quad \forall i \in \{1, \dots, N\} .$$

Because of the coupling, the differential equations cannot be solved individually. In fact, there does not even seem to be a general analytical solution.

Although we cannot solve the differential equation, we can derive properties that the solution must satisfy. These properties agree with the behavior that is expected from experimental observations and can be used to approximate the solution. Before we commence deriving properties, however, let us formally define the initial value problems of interest.

Definition 4.2.

Let $\{(g_i, k_{a,i})\}_{i=1}^N$ be epitope classes with $g_i, k_{a,i} \in (0, \infty)$ and let $a_0 \in (0, \infty)$. We call the initial value problem

$$\frac{d}{dt}x_i(t) = k_{a,i} \left(a_0 - \sum_{j=1}^N x_j(t) \right) (g_i - x_i(t)) , \quad x_i(0) = 0 \quad \forall i \in \{1, \dots, N\}$$

multi-epitope accumulation IVP. Accordingly, we call the initial value problem

$$\frac{d}{dt}x_{\text{DF},i}(t) = k_{a,i}a_0(g_i - x_{\text{DF},i}(t)) , \quad x_{\text{DF},i}(0) = 0 \quad \forall i \in \{1, \dots, N\}$$

depletion-free multi-epitope accumulation IVP.

Note that this definition is essentially just definition 3.1 for multiple epitope classes.

Proposition 4.3.

The depletion-free multi-epitope accumulation model has the unique solution

$$x_{\text{DF},i}(t) = g_i(1 - e^{-k_{a,i}a_0t}) \quad \forall i \in \{1, \dots, N\}$$

for $t \in [0, \infty)$

Local existence and uniqueness follow from the general existence and uniqueness theorem for

initial value problems. Since Eq. (12) is a bounded solution of the depletion-free multi-epitope accumulation IVP, global existence and uniqueness follow from properties of autonomous systems. See appendix A.1.10 for the complete proof.

4.1 Properties of the multi-epitope accumulation IVP solution

The first step in deriving properties of the multi-epitope accumulation IVP is to check if there even is a solution and if that solution is unique.

Lemma 4.4.

For the multi-epitope accumulation IVP there is a maximal $\xi \geq 0$ such that there is a unique solution $x: [0, \xi) \rightarrow \mathbb{R}^N$.

The lemma follows immediately from the general existence and uniqueness theorem for initial value problems. See appendix A.1.11 for the complete proof.

Eventually, we want to show that $\xi = \infty$. However, since we do not have an analytical solution for the multi-epitope accumulation IVP, we need to prove additional properties of the unknown, locally unique solution first. To avoid long specifications what ξ means in every subsequent lemma/theorem, let us define a name.

Definition 4.5.

If $\xi > 0$ is the maximal value for which there exists a unique solution on $[0, \xi)$ for the multi-epitope accumulation IVP, we call ξ **maximal solution time**.

The local uniqueness of the solution for the multi-epitope accumulation IVP allows us to express the initial value problem as an integral equation that resembles the solution of the depletion-free multi-epitope accumulation IVP.

Theorem 4.6.

Let $\xi > 0$ be the maximal solution time. A vector-valued function $v: [0, \xi) \rightarrow \mathbb{R}^N$ with $v(0) = 0$ is the solution of the multi-epitope accumulation IVP if and only if it satisfies the following integral equations

$$v_i(t) = g_i \left(1 - e^{-k_{a,i} \int_0^t a_0 - \sum_{j=1}^N v_j(s) ds} \right) \quad \forall i \in \{1, \dots, N\} .$$

Calculating the derivative of $v_i(t)$ shows that v solves multi-epitope accumulation IVP. Because of the local uniqueness of the solution, it follows that the solution of the multi-epitope accumulation IVP also satisfies the integral equations. See appendix A.1.12 for the complete proof.

The integral equations can be understood intuitively. Without antibody depletion the concentration of bound antibody-epitope complexes for the i -th epitope class develops according to

$$g_i(1 - e^{-k_{a,i} a_0 t}) .$$

Since the antibody concentration is constant, we can express the term $a_0 t$ as time integral

$$a_0 t = \int_0^t a_0 ds .$$

In this way, we may understand the term as cumulative effect of the antibody concentration over time. In the antibody-depletion case, the antibody concentration is given by $a(t) = a_0 - \sum_{j=1}^N x_j(t)$ and the cumulative antibody concentration effect is

$$\int_0^t a(s) ds = \int_0^t a_0 - \sum_{j=1}^N x_j(s) ds .$$

This is precisely the term in the exponent of the integral equations of theorem 4.6. Thus, the depletion-free and the antibody-depletion scenarios behave similarly, with the only difference being that the antibody concentration varies over time in the antibody-depletion case.

If that is the case, we would expect that the concentrations of bound antibody-epitope complexes increase over time for all epitope classes. Because of the experimental setting, where we specified that the antibodies bind permanently, this expectation is actually a requirement. Considering the differential equation

$$\frac{d}{dt} x_i(t) = k_{a,i} \left(a_0 - \sum_{j=1}^N x_j(t) \right) (g_i - x_i(t))$$

and appealing to the physical reality, it is clear that the derivative must be positive. After all, common sense dictates that the concentration of bound antibody-epitope complexes is smaller than the initial antibody concentration $a_0 \geq \sum_{j=1}^N x_j(t)$ and smaller than the concentration of epitopes $g_i \geq x_i(t)$. However, a formal proof is still required, to show that the model actually describes the experimental setting that we have set up. For this proof, we need to show that all derivatives have the same sign.

Lemma 4.7.

Let $\xi > 0$ be the maximal solution time and let $x: [0, \xi) \rightarrow \mathbb{R}^N$ be the solution of the multi-epitope accumulation IVP, then for any $t \in [0, \xi)$ it holds that

$$\begin{aligned} i) \quad & \exists i \in \{1, \dots, N\}: \frac{d}{dt} x_i(t) = 0 \quad \Leftrightarrow \quad \frac{d}{dt} x_i(t) = 0 \quad \forall i \in \{1, \dots, N\} \\ ii) \quad & \exists i \in \{1, \dots, N\}: \frac{d}{dt} x_i(t) > 0 \quad \Leftrightarrow \quad \frac{d}{dt} x_i(t) > 0 \quad \forall i \in \{1, \dots, N\} \end{aligned}$$

The equivalence can be proven by calculating the derivative of the integral equation from theorem 4.6. This yields

$$\frac{dx_i}{dt}(t) = k_{a,i} \left(a_0 - \sum_{j=1}^N x_j(t) \right) g_i e^{-k_{a,i} \int_0^t a_0 - \sum_{j=1}^N x_j(s) ds} .$$

Then, the derivative can only be zero if $(a_0 - \sum_{j=1}^N x_j(t))$ is zero. But if this is the case, all derivatives must be zero. The formal proof can be found in appendix A.1.13

Theorem 4.8.

Let $\xi > 0$ be the maximal solution time and let $x: [0, \xi) \rightarrow \mathbb{R}^N$ be the solution of the multi-epitope accumulation IVP. Then it holds that

$$\frac{d}{dt}x_i(t) > 0 \quad \forall t \in [0, \xi) \quad \forall i \in \{1, \dots, N\} .$$

Because of lemma 4.7 it follows that if one derivative is zero then all derivatives are zero. But $\frac{d}{dt}x(t) = 0$ describes an equilibrium point of the system, which will contradict the initial condition. In consequence, $\frac{d}{dt}x_i(t) > 0$ will follow for all epitope classes. See appendix A.1.14 for the complete proof.

The last theorem states exactly what our experimental setting requires: Antibodies cannot unbind, and thus accumulate over time. But we have already formulated additional requirements that a sensible mathematical description must satisfy. The concentration of bound antibody-epitope complexes must not exceed the initial antibody concentration and must not exceed the epitope concentration. Before we can prove this behavior, we need to prove a rather obvious statement from calculus.

Lemma 4.9.

Let $f: I \rightarrow \mathbb{R}$ be a differentiable function. If

$$f'(t) \geq 0 \quad \forall t \in I \quad \text{and} \quad \exists a \in I: f(a) \geq 0$$

then it holds that $f(t) \geq 0$ for all $t \in I$ with $t \geq a$. If the inequalities are strict

$$f'(t) > 0 \quad \text{and} \quad f(a) > 0$$

the strict inequality $f(t) > 0$ holds for all $t \in I$ with $t \geq a$.

This lemma is a straightforward application of the mean value theorem. The complete proof can be found in appendix A.1.15.

Now we can prove that the solution of the multi-epitope accessibility IVP is bounded from above by the antibody concentration and the concentration of epitopes.

Theorem 4.10.

Let $\xi \geq 0$ be the maximal solution time and let $x: [0, \xi) \rightarrow \mathbb{R}^N$ be the solution of the multi-epitope accumulation IVP. Then it holds for all $i \in \{1, \dots, N\}$ and all $t \in [0, \xi)$ that

$$0 \leq x_i(t) < \min\{a_0, g_i\} \quad \text{and} \quad \sum_{j=1}^N x_j(t) < a_0 .$$

Since the derivatives $\frac{d}{dt}x_i(t)$ are positive (theorem 4.8), the inequalities $0 \leq x_i(t)$ follow from lemma 4.9. Using the derivative calculated from the integral equations of theorem 4.6

$$\frac{dx_i}{dt}(t) = k_{a,i} \left(a_0 - \sum_{j=1}^N x_j(t) \right) g_i e^{-k_{a,i} \int_0^t a_0 - \sum_{j=1}^N x_j(s) ds}$$

then shows that $x_i(t) < g$ and $\sum_{j=1}^N x_j(t) < a_0$. Since all $x_i(t)$ are positive, $x_i(t) < a_0$ follows immediately. See appendix A.1.16 for the complete proof.

Theorem 4.11.

Let $\xi > 0$ be the maximal solution time, then it holds that $\xi = \infty$. I.e. the solution of the multi-epitope accumulation IVP exists and is unique for all $t \geq 0$.

Since the $x_i(t)$ are bounded, this follows from the properties of autonomous systems. See appendix A.1.17 for the complete proof.

Corollary 4.12.

Let $x: [0, \infty) \rightarrow \mathbb{R}^N$ be the solution of the multi-epitope accumulation IVP. Then the components $x_i: [0, \infty) \rightarrow \mathbb{R}$ are strictly concave.

The proof just combines the derivative of the integral equation (theorem 4.6), the positivity of the derivatives (theorem 4.8) and the bounds of theorem 4.10, and can be found in appendix A.1.18.

There are two additional properties that common sense/experimental experience suggests. If larger initial antibody concentrations $b_0 \geq a_0$ are used, the amount of antibodies that accumulate for a given time should be larger: $x_i(t; b_0) \geq x_i(t; a_0)$. Furthermore, the epitope classes with larger rate constant $k_{a,j} > k_{a,i}$ should reach their saturation faster:

$$\frac{x_j(t; a_0)}{g_j} \geq \frac{x_i(t; a_0)}{g_i} .$$

To prove that the solution of the multi-epitope accumulation IVP also satisfies these properties, we should consider the behavior of the antibody concentration first.

Lemma 4.13.

Let $x(t; a_0)$ denote the solution $x: [0, \infty) \rightarrow \mathbb{R}^n$ of the multi-epitope accumulation IVP for the initial antibody concentration a_0 , and define

$$a(t; a_0) := a_0 - \sum_{j=1}^N x_j(t; a_0) \quad \text{and} \quad A(t; a_0) := \int_0^t a_0 - \sum_{j=1}^N x_j(s; a_0) ds .$$

Then, if $b_0 \geq a_0$ it holds that $a(t; b_0) \geq a(t; a_0)$ and $A(t; b_0) \geq A(t; a_0)$ for all $t \in [0, \infty)$.

The inequality $a(0; b_0) \geq a(0; a_0)$ follows from the initial value $x(0) = 0$ and the assumption $b_0 \geq a_0$. The general idea of this proof is then to assume that $a(t; b_0) - a(t; a_0) < 0$ for some $t > 0$ and to reach a contradiction. The complete proof requires several inequalities and can be found in appendix A.1.19.

Having derived the properties of the antibody concentration, we can prove the remaining experimentally expected properties.

Theorem 4.14.

Let $x(t ; a_0)$ denote the solution $x: [0, \infty) \rightarrow \mathbb{R}^N$ of the multi-epitope accumulation IVP for the initial antibody concentration a_0 . If $a_0 \leq b_0$, then it holds that

$$x_i(t ; a_0) \leq x_i(t ; b_0) \quad \forall i \in \{1, \dots, N\}, \quad \forall t \in [0, \infty).$$

Furthermore, if $k_{a,i} \leq k_{a,j}$ it holds that

$$\frac{x_i(t ; a_0)}{g_i} \leq \frac{x_j(t ; a_0)}{g_j} \quad \forall t \in [0, \infty).$$

The theorem follows from the integral equations (theorem 4.6) and lemma 4.13. See appendix A.1.20 for the complete proof.

4.2 Dose-response behavior and approximations

We can generalize the definition of the (depletion-free) accumulation model (3.8) to multiple epitope classes as follows.

Definition 4.15.

Let τ be the antibody incubation time and let $\{(g_i, k_{a,i})\}_{i=1}^N$ be the epitope classes. If $x: [0, \infty) \rightarrow \mathbb{R}^N, t \mapsto x(t ; a_0, \{g_i\}_{i=1}^N, \{k_{a,i}\}_{i=1}^N)$ is a solution of the multi-epitope accumulation IVP, we define the **multi-epitope accumulation model** as

$$x_i(a_0) := x_i(\tau ; a_0, \{g_i\}_{i=1}^N, \{k_{a,i}\}_{i=1}^N), \quad X(a_0) = \sum_{i=1}^N x_i(a_0).$$

In the same way, if $x_{\text{DF}}: [0, \infty) \rightarrow \mathbb{R}^N, t \mapsto x_{\text{DF}}(t ; a_0, \{g_i\}_{i=1}^N, \{k_{a,i}\}_{i=1}^N)$ is a solution of the depletion-free multi-epitope accumulation IVP, we define the **depletion-free multi-epitope accumulation model** as

$$x_{\text{DF},i}(a_0) := x_{\text{DF},i}(\tau ; a_0, \{g_i\}_{i=1}^N, \{k_{a,i}\}_{i=1}^N), \quad X_{\text{Df}}(a_0) = \sum_{i=1}^N x_{\text{DF},i}(a_0).$$

Since we have already solved the depletion-free multi-epitope accumulation IVP in proposition 4.3, we can write down an explicit expression for the depletion-free multi-epitope accumulation model:

$$x_{\text{DF},i}(a_0) = g_i(1 - e^{-k_{a,i}\tau a_0}), \quad X_{\text{Df}}(a_0) := \sum_{i=1}^N g_i(1 - e^{-k_{a,i}\tau a_0}).$$

According to definition 4.15, this is just the solution of the initial value problem for a fixed antibody incubation time τ .

Since we have not solved the multi-epitope accumulation IVP, we cannot give a closed expression for the multi-epitope accumulation model. But we can use the properties derived in the last subsection to characterize the multi-epitope accumulation model. The key idea

will be to consider the cumulative antibody concentration

$$A(\tau ; a_0) = \int_0^\tau a(t ; a_0) dt , \quad a(t ; a_0) = a_0 - \sum_{j=1}^N x_j(t ; a_0) ,$$

which determines the multi-epitope accumulation model according to theorem 4.6:

$$x_i(a_0) = x_i(\tau ; a_0) = g_i(1 - e^{-k_{a,i} \int_0^\tau a_0 - \sum_{j=1}^N x_j(t ; a_0) dt}) = g_i(1 - e^{-k_{a,i} A(t ; a_0)}) .$$

We can derive obvious bounds for the multi-epitope accumulation model $X(a_0)$ if we find a $0 \leq a_*(a_0) \leq a(t ; a_0)$ for all $t \in [0, \tau]$, as then

$$a_*(a_0)\tau \leq A(\tau ; a_0) \leq a_0\tau .$$

Lemma 4.16.

Let $a_*(a_0) := \max\{0 ; a_0 - X_{\text{DF}}(a_0)\}$ then it holds that

$$X_{\text{DF}}(a_*(a_0)) \leq X(a_0) \leq X_{\text{DF}}(a_0) \quad \forall a_0 > 0 .$$

The complete proof can be found in appendix A.1.20

Unfortunately, the bounds defined in lemma 4.16 are rather weak and can become useless for some system parameters. For example, as discussed in subsection 3.3, the depletion effect can become very pronounced for large binding rate constants $k_{a,i}$, large incubation times τ or large epitope concentrations g_i . In this case, the depletion-free model X_{DF} is a weak upper bound that is much larger than the accumulation model X with antibody depletion, at least for a certain range of initial antibody concentrations. On the other hand, $a_0 \geq X_{\text{DF}}(a_0)$ is only guaranteed to be true if $a_0 \geq \sum_{j=1}^N g_j$. Thus, $\max\{0, X_{\text{DF}}(a_*(a_0))\}$ can be zero for a large range of initial concentrations, which constitutes a weak lower bound. Figure 5 illustrates these problems. Note that the gray area, in which the dose-response curve of the multi-epitope accumulation model must be contained, is uninformative about the true shape of the dose-response curve.

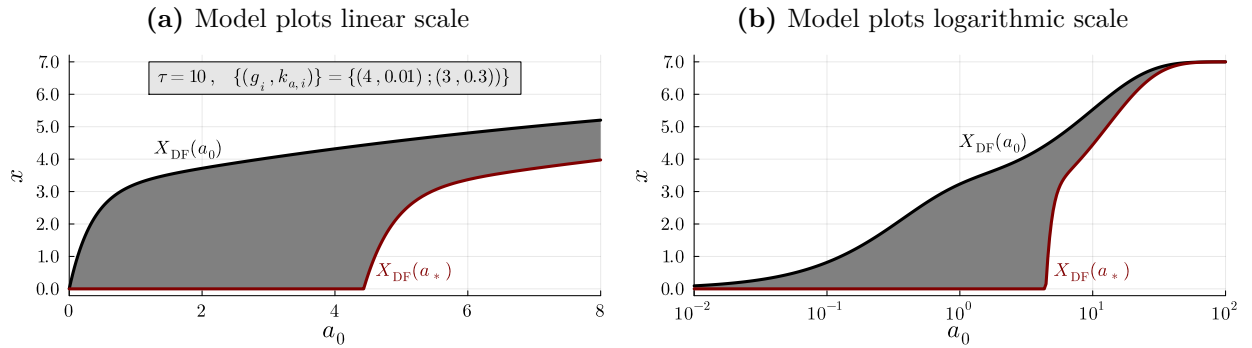


Figure 5: Plots for the upper and lower bounds from lemma 4.16 in a linear scale (a) and logarithmic scale (b). The gray area marks the region in which the dose-response curve of the multi-epitope accumulation model must be contained.

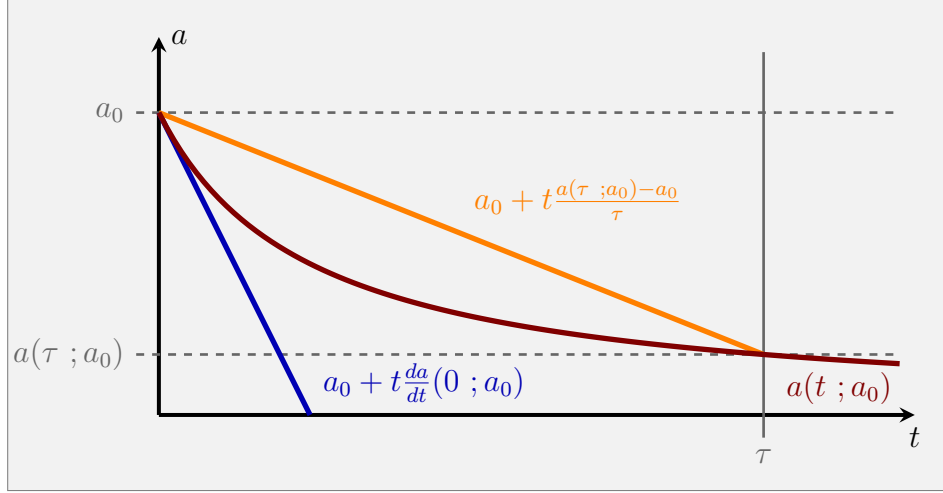


Figure 6: Illustration of the tangent line as lower bound of the antibody concentration and the secant line as upper bound for the antibody concentration.

To obtain stronger bounds for the multi-epitope accumulation model we need to include more results from the last subsection and need to consider the time-development of the antibody concentration closer. Since $X(t; a_0)$ is concave and monotonically increasing by theorem 4.8 and corollary 4.12, the antibody concentration $a(t; a_0) = a_0 - X(t; a_0)$ is convex and monotonically decreasing. Thus, we can define a lower bound for $A(t, a_0)$ by using the tangent line at $a(0; a_0)$ as lower bound for the time development of the antibody concentration. Figure 6 illustrates the idea. In fact, since $a(t; a_0)$ is convex, the secant line between $(0; a_0)$ and $(\tau, a(\tau; a_0))$ would be an upper bound. However, since $X(\tau; a_0)$ is unknown, so is $a(\tau; a_0)$. Yet, to improve the upper bound, we recall theorem 4.10 which implies that $X(a_0) \leq a_0$. The following theorem summarizes the new bounds.

Theorem 4.17.

Let $\{(g_i, k_{a,i})\}_{i=1}^N$ be epitope classes. Define

$$\tilde{A}(\tau; a_0) := \begin{cases} a_0 \tau \left(1 - \frac{\tau}{2} \sum_{i=1}^N k_{a,i} g_i\right) & , \tau \leq \frac{1}{\sum_{i=1}^N k_{a,i} g_i} \\ \frac{a_0}{2 \sum_{i=1}^N k_{a,i} g_i} & , \text{else} \end{cases}$$

and

$$Y(a_0) := Y(\tau; a_0) := \sum_{i=1}^N g_i (1 - e^{-k_{a,i} \tilde{A}(\tau; a_0)}) .$$

Then it holds that

$$\max\{Y(a_0), X_{\text{DF}}(a_*(a_0))\} \leq X(a_0) \leq \min\{a_0, X_{\text{DF}}(a_0)\} \quad \forall a_0 > 0 .$$

See appendix A.1.21 for the complete proof.

We can apply the improved bounds to the same parameters that were used for figure 5. The results are shown in figure 7. Observe that the condition $X(a_0) \leq a_0$, which improves the

upper bound, indicates the minimal, i.e. the weakest possible, depletion effect. Furthermore, $Y(a_0)$, which improves the lower bound, fixes the issue that $X_{DF}(a_*(a_0))$ can be zero for low values of a_0 .

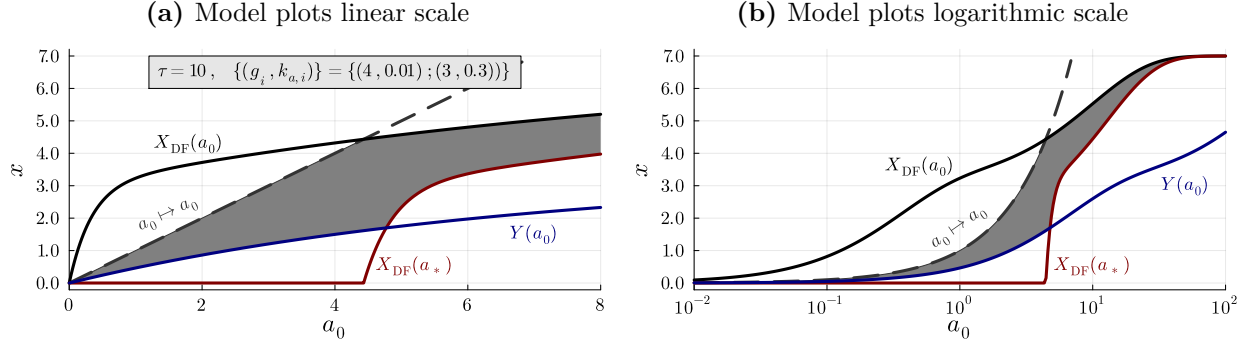


Figure 7: Plots for the improved upper and lower bounds from theorem 4.17 in a linear scale (a) and logarithmic scale (b), using the same system parameters as for figure 5. As before, the gray area marks the region in which the dose-response curve of the multi-epitope accumulation model must be contained.

To investigate the bounds from theorem 4.17 further, let us vary the system parameters. Figure 8 shows the plots for two cases: (a,b) increased value of the largest binding rate constant $k_{a,i}$ by a factor of 10, compared to the system parameters in figure 7, (c,d) decreased epitope concentration for both epitope classes by a factor of 10, compared to the system parameters in figure 7.

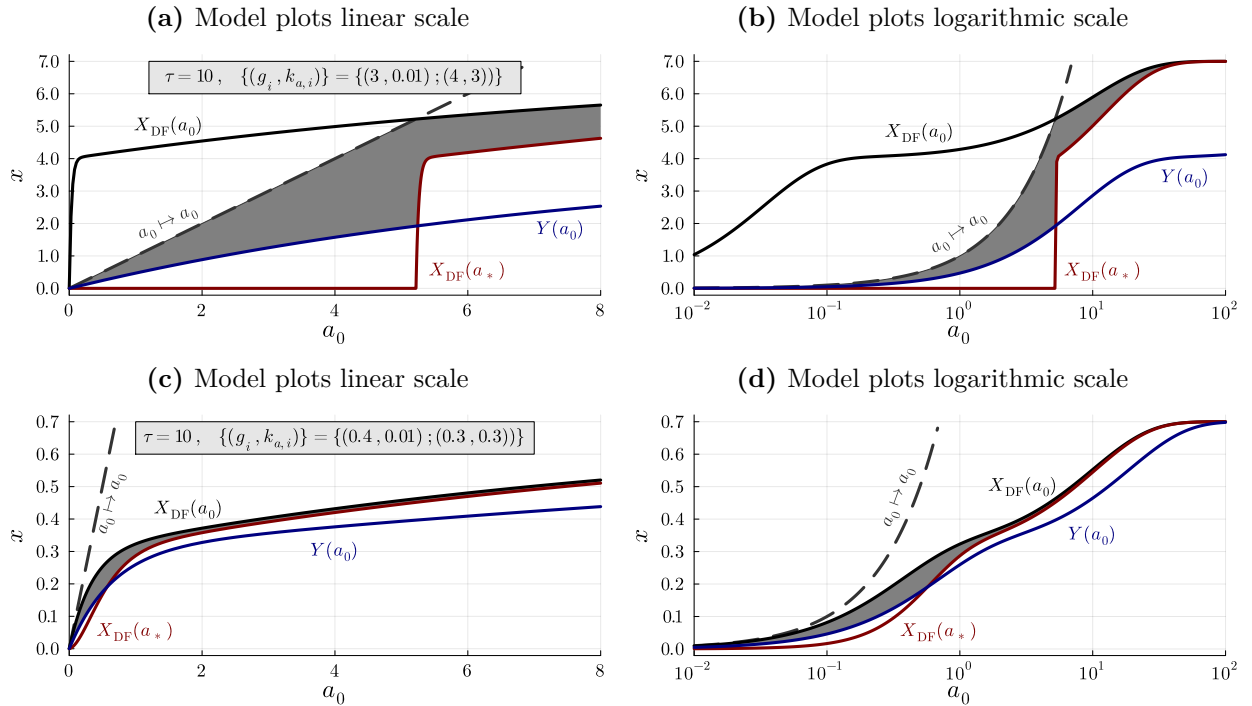


Figure 8: Plots for the improved bounds from theorem 4.17 for different system parameters, compared to figure 7. (a,b) show plots in a linear and logarithmic scale for an increased largest binding rate constant $k_{a,i}$. (c,d) show plots in a linear and logarithmic scale for decreased epitope concentrations for both epitope classes.

Observe that increasing the binding rate constant has led to a stronger depletion effect. The reason is that the multi-epitope accumulation model is bound by the initial antibody concentration, whereas the depletion-free model is only bound by the epitope concentration, having essentially an unlimited amount of antibodies. Increasing the binding rate constant thus increases the amount of antibody-epitope complexes that can bind during the incubation time. On the other hand, the initial antibody concentration, which is the upper bound for the model with depletion, does not depend on the binding rate constants, i.e. remains unchanged.

Decreasing the epitope concentration has reduced the depletion effect. This is in line with the heuristics from subsection 3.3, which can be adapted to $\sum_{i=1}^N k_{a,i} g_i \tau$ as rule-of-thumb metric for the depletion effect strength. Loosely speaking, the reason for this is as follows. A low concentration of epitopes means that filling all epitopes removes only a little amount of antibodies from the system, even for low initial antibody concentrations. Hence, the system behaves almost as if there was no depletion.

Next, we can observe that the lower bounds has improved for low epitope concentrations. This is, because $a_*(a_0) = \max\{0, a_0 - X_{\text{DF}}(a_0)\} \approx a_0$ for sufficiently large a_0 , which holds true for smaller values of a_0 if $\sum_{i=1}^N g_i$ is small. In consequence the difference between $X_{\text{DF}}(a_*(a_0))$ and $X_{\text{DF}}(a_0)$, which constitute the lower and upper bounds for $X(a_0)$, becomes small.

We did not use the restriction $N > 1$ to derive the results so far. Thus, the bounds of theorem 4.17 should apply to the single-epitope-class case, where we have the analytical solution for the accumulation model. This allows us to plot the bounds together with the true solution of accumulation model in figure 9.

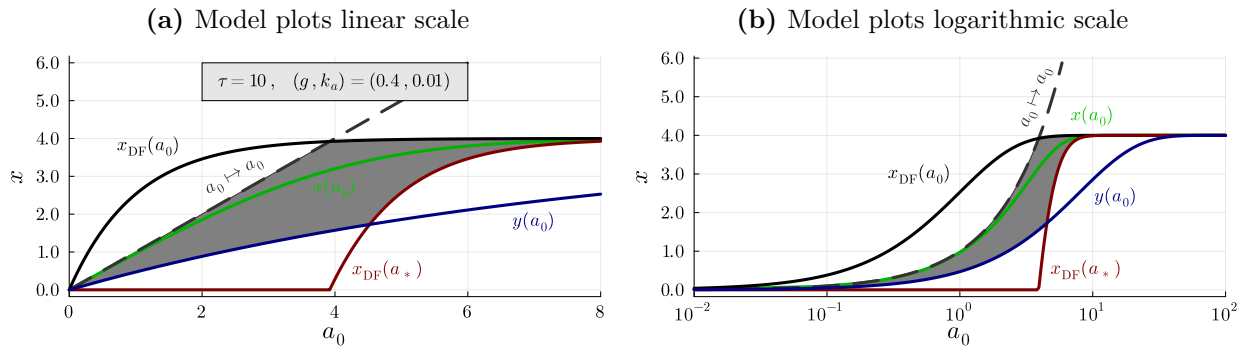


Figure 9: Plots of the improved bounds from theorem 4.17 in the single-epitope-class case together with the analytical solution $x(a_0)$. Here, $y(a_0)$ denotes $Y(a_0)$ for the single-epitope-class case. Again, the plots are in a linear scale (a) and a logarithmic scale (b).

4.3 Implications for inverse problems

In inverse problems, the goal is to estimate the epitope classes $\{(g_i, k_{a,i})\}_{i=1}^N$ from dose-response data $\{(\alpha_{0,i}, \chi_i)\}_{i=1}^m$. Here, $\alpha_{0,i}$ denotes the initial antibody concentration of the i -th data point and χ_i denotes the correspondingly measured antibody-epitope complex concentration. Since the epitope classes are unknown, the bounds from theorem 4.17 cannot be applied to inverse problems. However, we can do the opposite: Instead of approximating the model with depletion, we can use the measured values χ_i to approximate the data that we would have

obtained if there was no depletion. Correcting the data points would then allow using the depletion-free multi-epitope accumulation model for the inference problem.

Without information about the epitope classes $\{(g_i, k_{a,i})\}_{i=1}^N$, it will be difficult to obtain approximations for the response values that would have arisen without depletion. Yet, using the measured response values, we can obtain bounds for the initial antibody concentrations that would have been necessary to obtain the measured response values in a system without depletion. Let us call these initial antibody concentrations the *transformed initial antibody concentrations*. Using the convexity of the antibody concentration and the ideas depicted in the corresponding sketch (figure 6) we can derive the following bounds.

Proposition 4.18.

Let $\{(\alpha_{0,i}, \chi_i)\}_{i=1}^m$ be data points with $\alpha_{0,i} > 0$ for all $i \in \{1, \dots, m\}$, obtained from the multi-epitope accumulation model for fixed but unknown epitope classes $\{(g_i, k_{a,i})\}_{i=1}^N$:

$$X(\tau ; \alpha_{0,i}, \{g_i\}_{i=1}^N, \{k_{a,i}\}_{i=1}^N) = \chi_i \quad \forall i \in \{1, \dots, m\} .$$

Let $\{\beta_{0,i}\}$ denote transformed initial antibody concentrations such that

$$X_{\text{DF}}(\tau ; \beta_{0,i}, \{g_i\}_{i=1}^N, \{k_{a,i}\}_{i=1}^N) = X(\tau ; \alpha_{0,i}, \{g_i\}_{i=1}^N, \{k_{a,i}\}_{i=1}^N) \quad \forall i \in \{1, \dots, m\} .$$

Then it holds that

$$\alpha_{0,i} - \chi_i \leq \beta_{0,i} \leq \alpha_{0,i} - \frac{1}{2}\chi_i \quad \forall i \in \{1, \dots, m\} .$$

The bounds follow from integrating the curves depicted in figure 6 from 0 to τ . See appendix A.1.22 for the complete proof.

The lower bound $\alpha_{0,i} - \chi_i$ was already argued for in [Tsc+24] but without formal proof. In the description so far, we assumed to convert the units of all quantities to surface concentrations (see remark 2.1). If this is not the case, the conversion factor η between the unit of $\alpha_{0,i}$ and the unit of χ_i is required: $\alpha_{0,i} - \eta\chi_i$. In case of noise, or if the conversion factor is unknown, as was the case in [Tsc+24], the conversion factor must be estimated. In this case, one can obtain lower bounds for the transformed initial antibody concentrations by picking the largest η such that all $\alpha_{0,i} - \eta\chi_i$ are positive.

Similarly, if different units are used, the upper bound becomes $\alpha_{0,i} - \eta\frac{1}{2}\chi_i$. Unfortunately, this upper bound cannot be used if the unit conversion factor η is unknown. Here, instead of the largest possible η one would have to use the smallest possible unit conversion factor to preserve the inequality for the upper bound. Assuming sensible units, the unit conversion factor must be a positive number. Yet, there is no smallest positive unit conversion factor and the infimum is $\eta = 0$, i.e. no transformation of the initial antibody concentrations.

5 Conclusion and outlook

In this paper, the accumulation IVP was solved analytically, which yielded an analytical expression for the accumulation model. From this expression, inequalities could be derived for the depletion-free accumulation model, the accumulation model and the Langmuir isotherm for

appropriately chosen constants. Although there seems to be no general analytical solution for the multi-epitope accumulation IVP, existence and uniqueness of the solution could be proven, together with properties that this solution must satisfy. Among others, these properties were expected from the considered experimental setting and reflect experimental observations. On the other hand, these properties could be used to derive bounds for the multi-epitope accumulation model that allow investigating the dose-response curve qualitatively. Finally, inverse problems and data transformations to undo the depletion effect were discussed. The properties of the multi-epitope accumulation IVP solution yielded bounds for these data transformations, that are, however, hard to implement if quantities are measured only up to unknown proportionality factors.

Although the depletion behavior was characterized in this paper, exact statements with formal proofs are still missing. At least in case of a single epitope class, the analytical solution suggests that the described heuristics may be proven. Yet, for the case of multiple epitope classes, it is not clear if accordingly generalized statements can be proven.

Finally, numerical solutions and properties of inverse problems need to be considered in greater detail. So far, the discussed properties for inverse problems were only immediate implications of the proven statements of this paper. Yet, further research of properties and limitations is necessary. Especially the use of numerical solutions for the multi-epitope accumulation model should be considered. Unfortunately, the bounds for the multi-epitope accumulation model cannot be iterated to obtain a sequence of bounds that converge.

This would be especially beneficial for the use of numerical solutions in inference problems. However, solving the model numerically requires the unit conversion factor η . Of course, one could add η to the parameter estimation problem. Yet, it can happen that even the depletion-free model can fit depletion-limited data sufficiently well within the margins of noise. This is, because the availability of multiple epitope classes could compensate the mismatch of the model. If that happens, it stands to reason that the numeric solutions for every value of η fit the data equally well, albeit for different epitope-class configurations. In this way, neither the unit conversion factor η nor the correct epitope-class configuration could be determined from the dose-response data alone. This problem requires further research.

The last paragraph also highlights an important restriction for the applications presented in [Tsc+24]: The epitope classes do not reflect the true properties of the epitopes in the system. They are a mere representation of abstract properties of the system. This does not affect the applications, i.e. the selection of staining concentrations, detection of epitope changes for differing conditions and the double-staining approach. But the obtained values for the binding rate constants and the corresponding epitope concentrations should not be taken at face value or directly compared to dedicated measurements of binding rate constants.

References

- [Alb+12] Giancarla Alberti et al. “Beyond the synthesis of novel solid phases: Review on modelling of sorption phenomena”. In: *Coordination Chemistry Reviews* 256.1-2 (Jan. 2012), pp. 28–45. DOI: [10.1016/j.ccr.2011.08.022](https://doi.org/10.1016/j.ccr.2011.08.022).

- [Edw+98] Paul R. Edwards et al. “Second-Order Kinetic Analysis of IAsys Biosensor Data: Its Use and Applicability”. In: *Analytical Biochemistry* 263.1 (Oct. 1998), pp. 1–12. DOI: [10.1006/abio.1998.2814](https://doi.org/10.1006/abio.1998.2814).
- [For+18] Patrik Forssén et al. “Reliable Strategy for Analysis of Complex Biosensor Data”. In: *Analytical Chemistry* 90.8 (Mar. 2018), pp. 5366–5374. ISSN: 0003-2700. DOI: [10.1021/acs.analchem.8b00504](https://doi.org/10.1021/acs.analchem.8b00504).
- [Gor+08] Inna I. Gorshkova et al. “Bayesian Analysis of Heterogeneity in the Distribution of Binding Properties of Immobilized Surface Sites”. In: *Langmuir* 24.20 (Sept. 2008), pp. 11577–11586. ISSN: 1520-5827. DOI: [10.1021/la801186w](https://doi.org/10.1021/la801186w).
- [HJ78] W. A. House and M. J. Jaycock. “A numerical algorithm for the determination of the adsorptive energy distribution function from isotherm data”. In: *Colloid and Polymer Science* 256.1 (Jan. 1978), pp. 52–61. DOI: [10.1007/bf01746691](https://doi.org/10.1007/bf01746691).
- [Jar+20] Inga Jarmoskaite et al. “How to measure and evaluate binding affinities”. In: *eLife* 9 (Aug. 2020). DOI: [10.7554/elife.57264](https://doi.org/10.7554/elife.57264).
- [Lag98] S.Y. Lagergren. *Zur Theorie der sogenannten Adsorption gelöster Stoffe*. Bihang till K. Sv. Vet.akad.handl. Bd 24:Afd. 2:n:o 4. 1898.
- [Lan18] Irving Langmuir. “THE ADSORPTION OF GASES ON PLANE SURFACES OF GLASS, MICA AND PLATINUM.” In: *Journal of the American Chemical Society* 40.9 (Sept. 1918), pp. 1361–1403. DOI: [10.1021/ja02242a004](https://doi.org/10.1021/ja02242a004).
- [Lat14] Robert A. Latour. “The langmuir isotherm: A commonly applied but misleading approach for the analysis of protein adsorption behavior”. In: *Journal of Biomedical Materials Research Part A* 103.3 (June 2014), pp. 949–958. ISSN: 1552-4965. DOI: [10.1002/jbm.a.35235](https://doi.org/10.1002/jbm.a.35235).
- [Lau93] Douglas Lauffenburger. *Receptors : models for binding, trafficking, and signaling*. New York: Oxford University Press, 1993. ISBN: 9780195106633.
- [LS08] Yu Liu and Liang Shen. “From Langmuir Kinetics to First- and Second-Order Rate Equations for Adsorption”. In: *Langmuir* 24.20 (Sept. 2008), pp. 11625–11630. DOI: [10.1021/la801839b](https://doi.org/10.1021/la801839b).
- [Mal+20] Irina Malakhova et al. “Extended Rate Constants Distribution (RCD) Model for Sorption in Heterogeneous Systems: 2. Importance of Diffusion Limitations for Sorption Kinetics on Cryogels in Batch”. In: *Gels* 6.2 (May 2020), p. 15. DOI: [10.3390/gels6020015](https://doi.org/10.3390/gels6020015).
- [Mar10] Adam W. Marczewski. “Analysis of Kinetic Langmuir Model. Part I: Integrated Kinetic Langmuir Equation (IKL): A New Complete Analytical Solution of the Langmuir Rate Equation”. In: *Langmuir* 26.19 (Aug. 2010), pp. 15229–15238. DOI: [10.1021/la1010049](https://doi.org/10.1021/la1010049).
- [Piñ+22] Ricardo Piña et al. “Ten Approaches That Improve Immunostaining: A Review of the Latest Advances for the Optimization of Immunofluorescence”. In: *International Journal of Molecular Sciences* 23.3 (Jan. 2022), p. 1426. ISSN: 1422-0067. DOI: [10.3390/ijms23031426](https://doi.org/10.3390/ijms23031426).

- [Sal17] Stefano Salvestrini. “Analysis of the Langmuir rate equation in its differential and integrated form for adsorption processes and a comparison with the pseudo first and pseudo second order models”. In: *Reaction Kinetics, Mechanisms and Catalysis* 123.2 (Oct. 2017), pp. 455–472. DOI: [10.1007/s11144-017-1295-7](https://doi.org/10.1007/s11144-017-1295-7).
- [Svi+03] Juraj Svitel et al. “Combined Affinity and Rate Constant Distributions of Ligand Populations from Experimental Surface Binding Kinetics and Equilibria”. In: *Biophysical Journal* 84.6 (June 2003), pp. 4062–4077. ISSN: 0006-3495. DOI: [10.1016/s0006-3495\(03\)75132-7](https://doi.org/10.1016/s0006-3495(03)75132-7). URL: <https://www.sciencedirect.com/science/article/pii/S0006349503751327>.
- [Svi+07] Juraj Svitel et al. “Probing the Functional Heterogeneity of Surface Binding Sites by Analysis of Experimental Binding Traces and the Effect of Mass Transport Limitation”. In: *Biophysical Journal* 92.5 (Mar. 2007), pp. 1742–1758. ISSN: 0006-3495. DOI: [10.1529/biophysj.106.094615](https://doi.org/10.1529/biophysj.106.094615). URL: <https://www.sciencedirect.com/science/article/pii/S0006349507709827>.
- [Tsc+24] Dominik Tschimmel et al. “Protein-environment-sensitive computational epitope accessibility analysis from antibody dose-response data”. In: *Preprint: arXiv* (2024). DOI: <https://doi.org/10.48550/arXiv.2407.06052>. arXiv: 2407.06052 [q-bio.QM]. URL: <https://arxiv.org/abs/2407.06052>.
- [Wal98] Wolfgang Walter. *Ordinary Differential Equations*. Springer New York, July 1998. 400 pp. ISBN: 0387984593.
- [Zha+17] Y. Zhang et al. “An adaptive regularization algorithm for recovering the rate constant distribution from biosensor data”. In: *Inverse Problems in Science and Engineering* 26.10 (Dec. 2017), pp. 1464–1489. DOI: [10.1080/17415977.2017.1411912](https://doi.org/10.1080/17415977.2017.1411912).
- [Zha+19] Ye Zhang et al. “Estimating the rate constant from biosensor data via an adaptive variational Bayesian approach”. In: *The Annals of Applied Statistics* 13.4 (Dec. 2019). DOI: [10.1214/19-aos1263](https://doi.org/10.1214/19-aos1263).

A Appendix

A.1 Proofs

A.1.1 Proof for lemma 3.2

First, we calculate the derivative of $x(t; a_0, g)$. For this purpose, let us define $E(t) = e^{k_a(a_0-g)t}$ to shorten the notation. We observe that

$$\frac{d}{dt}E(t) = \frac{d}{dt}e^{k_a(a_0-g)t} = k_a(a_0 - g)e^{k_a(a_0-g)t} = k_a(a_0 - g)E(t) .$$

Thus, we calculate

$$\frac{d}{dt}x(t; a_0, g) = \frac{d}{dt} \frac{a_0g(1 - E(t))}{g - a_0E(t)}$$

$$\begin{aligned}
&= \left(\frac{d}{dt} a_0 g (1 - E(t)) \right) (g - a_0 E(t))^{-1} + a_0 g (1 - E(t)) \frac{d}{dt} (g - a_0 E(t))^{-1} \\
&= -\frac{k_a (a_0 - g) a_0 g E(t)}{(g - a_0 E(t))} \\
&\quad + a_0 g (1 - E(t)) \frac{-1}{(g - a_0 E(t))^2} (-a_0 k_a (a_0 - g) E(t)) \\
&= \frac{-k_a (a_0 - g) a_0 g E(t) (g - a_0 E(t)) + a_0 g (1 - E(t)) a_0 k_a (a_0 - g) E(t)}{(g - a_0 E(t))^2} \\
&= \frac{k_a a_0 g (a_0 - g) (-g E(t) + a_0 (E(t))^2 + a_0 E(t) - a_0 (E(t))^2)}{(g - a_0 E(t))^2} \\
&= \frac{k_a a_0 g (a_0 - g)^2 E(t)}{(g - a_0 E(t))^2} = \frac{k_a a_0 g (a_0 - g)^2 e^{k_a (a_0 - g) t}}{(g - a_0 e^{k_a (a_0 - g) t})^2}.
\end{aligned}$$

Next, we can plug in the expression for $x(t ; a_0, g)$ into the differential equation, using again the term $E(t) = e^{k_a (a_0 - g) t}$ to shorten the notation:

$$\begin{aligned}
&(a_0 - x(t ; a_0, g))(g - x(t ; a_0, g)) = a_0 g - (a_0 + g)x(t ; a_0, g) + (x(t ; a_0, g))^2 \\
&= a_0 g - \frac{a_0 g (a_0 + g) (1 - E(t))}{g - a_0 E(t)} + \frac{a_0^2 g^2 (1 - E(t))^2}{(g - a_0 E(t))^2} \\
&= \frac{a_0 g (g - a_0 E(t))^2 - a_0 g (a_0 + g) (1 - E(t)) (g - a_0 E(t)) + a_0^2 g^2 (1 - E(t))^2}{(g - a_0 E(t))^2} \\
&= \frac{a_0 g^3 - 2a_0^2 g^2 E(t) + a_0^3 g (E(t))^2 - a_0^2 g^2 \\
&\quad + a_0^3 g E(t) + a_0^2 g^2 E(t) - a_0^3 g (E(t))^2 - a_0 g^3 + a_0^2 g^2 E(t) \\
&\quad + a_0 g^3 E(t) - a_0^2 g^2 (E(t))^2 + a_0^2 g^2 - 2a_0^2 g^2 E(t) + a_0^2 g^2 (E(t))^2}{(g - a_0 E(t))^2} \\
&= \frac{a_0 g^3 E(t) + a_0^3 g E(t) - 2a_0^2 g^2 E(t)}{(g - a_0 E(t))^2} \\
&= \frac{a_0 g (a_0 - g)^2 E(t)}{(g - a_0 E(t))^2}.
\end{aligned}$$

Plugging in this expression shows that indeed

$$k_a (a_0 - x(t ; a_0, g))(g - x(t ; a_0, g)) = k_a \frac{a_0 g (a_0 - g)^2 E(t)}{(g - a_0 E(t))^2} = \frac{d}{dt} x(t ; a_0, g).$$

Thus, it only remains to check the initial value:

□

A.1.2 Proof for lemma 3.3

First, we calculate the derivative of $x(t ; g)$:

$$\begin{aligned} \frac{d}{dt}x(t ; g) &= \frac{d}{dt} \frac{g}{1 + \frac{1}{k_a g t}} = \frac{d}{dt} \frac{k_a g^2 t}{1 + k_a g t} = \frac{k_a g^2}{1 + k_a g t} - \frac{k_a g^2 t}{(1 + k_a g t)^2} k_a g = \frac{k_a g^2 (k_a g t + 1) - k_a^2 g^3 t}{(1 + k_a g t)^2} \\ &= \frac{k_a g^2}{(1 + k_a g t)^2} . \end{aligned}$$

Next, we plug in the expression for $x(t ; g)$ into the differential equation:

$$\begin{aligned} k_a (g - x(t ; g))^2 &= k_a \left(g - \frac{g}{1 + \frac{1}{k_a g t}} \right)^2 = k_a \left(g - \frac{k_a g^2 t}{k_a g t + 1} \right)^2 = k_a \left(\frac{k_a g^2 t + g - k_a g^2 t}{k_a g t + 1} \right)^2 \\ &= \frac{k_a g^2}{(1 + k_a g t)^2} = \frac{d}{dt}x(t ; g) . \end{aligned}$$

It remains to check the initial value:

$$x(0 ; g) := \lim_{t \searrow 0} \frac{g}{1 + \frac{1}{k_a g t}} = 0 .$$

□

A.1.3 Proof for lemma 3.4

To show that $\lim_{a_0 \rightarrow g} x(t ; a_0, g) = x(t ; g)$ and $\lim_{a_0 \rightarrow g} \frac{d}{dt}x(t ; a_0, g) = \frac{d}{dt}x(t ; g)$, we need to use L'Hôpital's rule. We will use the slightly informal but concise notation $\frac{0}{0}$ to indicate that L'Hôpital's rule can be applied. For the first limit, we calculate:

$$\begin{aligned} \lim_{a_0 \rightarrow g} x(t ; a_0, g) &= \lim_{a_0 \rightarrow g} \frac{a_0 g (1 - e^{k_a (a_0 - g)t})}{g - a_0 e^{k_a (a_0 - g)t}} = \frac{g^2 (1 - e^0)}{g - g e^0} = \frac{0}{0} \\ \Rightarrow \lim_{a_0 \rightarrow g} x(t ; a_0, g) &= \lim_{a_0 \rightarrow g} \frac{g(1 - e^{k_a (a_0 - g)t}) - a_0 g k_a t e^{k_a (a_0 - g)t}}{-e^{k_a (a_0 - g)t} - a_0 k_a t e^{k_a (a_0 - g)t}} = \frac{g(1 - e^0) - g^2 k_a t e^0}{-e^0 - g k_a t e^0} \\ &= \frac{-k_a g^2 t}{-(1 + k_a g t)} = \frac{k_a g^2 t}{1 + k_a g t^2} = \frac{g}{\frac{1}{k_a g t} + 1} = x(t ; g) . \end{aligned}$$

For the second limit, we expand the bracket and expand the fraction with $e^{-k_a (a_0 - g)t}$ to simplify the calculation of the derivatives:

$$\frac{d}{dt}x(t ; a_0, g) = \frac{k_a a_0 g (a_0 - g)^2 e^{k_a (a_0 - g)t}}{(g - a_0 e^{k_a (a_0 - g)t})^2}$$

$$\begin{aligned}
&= \frac{k_a a_0^3 g e^{k_a(a_0-g)t} + k_a a_0 g^3 e^{k_a(a_0-g)t} - 2k_a a_0^2 g^2 e^{k_a(a_0-g)t}}{g^2 + a_0^2 e^{2k_a(a_0-g)t} - 2a_0 g e^{k_a(a_0-g)t}} \\
&= \frac{k_a a_0^3 g + k_a a_0 g^3 - 2k_a a_0^2 g^2}{g^2 e^{-k_a(a_0-g)t} + a_0^2 e^{k_a(a_0-g)t} - 2a_0 g} .
\end{aligned}$$

From this, we begin to calculate the limit:

$$\lim_{a_0 \rightarrow g} \frac{d}{dt} x(t ; a_0, g) = \lim_{a_0 \rightarrow g} \frac{k_a a_0^3 g + k_a a_0 g^3 - 2k_a a_0^2 g^2}{g^2 e^{-k_a(a_0-g)t} + a_0^2 e^{k_a(a_0-g)t} - 2a_0 g} = \frac{k_a g^4 + k_a g^4 - 2k_a g^4}{g^2 e^0 + g^2 e^0 - 2g^2} = \frac{0}{0}$$

$$\begin{aligned}
\Rightarrow \quad \lim_{a_0 \rightarrow g} x(t ; a_0, g) &= \lim_{a_0 \rightarrow g} \frac{3k_a a_0^2 g + k_a g^3 - 4k_a a_0 g^2}{-k_a t g^2 e^{-k_a(a_0-g)t} - 2g + 2a_0 e^{k_a(a_0-g)t} + k_a t a_0^2 e^{k_a(a_0-g)t}} \\
&= \frac{3k_a g^3 + k_a g^3 - 4k_a g^3}{-k_a t g^2 e^0 - 2g + 2g e^0 + k_a t g^2 e^0} = \frac{0}{0}
\end{aligned}$$

$$\begin{aligned}
\Rightarrow \quad \lim_{a_0 \rightarrow g} x(t ; a_0, g) &= \\
&\lim_{a_0 \rightarrow g} \frac{6k_a a_0 g - 4k_a g^2}{k_a^2 t^2 g^2 e^{-k_a(a_0-g)t} + 2e^{k_a(a_0-g)t} + 2k_a a_0 t e^{k_a(a_0-g)t} + 2k_a t a_0 e^{k_a(a_0-g)t} + k_a^2 t^2 a_0^2 e^{k_a(a_0-g)t}} \\
&= \frac{6k_a g^2 - 4k_a g^2}{k_a^2 t^2 g^2 e^0 + 2e^0 + 2k_a g t e^0 + 2k_a t g e^0 + k_a^2 t^2 g^2 e^0} = \frac{2k_a g^2}{2k_a^2 t^2 g^2 + 4k_a t g + 2} \\
&= \frac{k_a g^2}{(1 + k_a g t)^2} = \frac{d}{dt} x(t ; g) .
\end{aligned}$$

□

A.1.4 Proof for lemma 3.5

Since $k_a, a_0, t \geq 0$ it follows that

$$0 \leq x_{\text{DF}}(t) = g(1 - e^{-k_a a_0 t}) \leq g .$$

For $x(t)$, and $a_0 = g$ it also follows that

$$0 \leq x(t ; g) = \frac{g}{1 + \frac{1}{k_a g t}} \leq g .$$

Let now $g \geq a_0$. Then $e^{k_a(a_0-g)t} \leq 1$ and thus

$$g - a_0 e^{k_a(a_0-g)t} \geq 0 \quad \text{and} \quad 1 - e^{k_a(a_0-g)t} \geq 0 .$$

Thus, it holds that $0 \leq x(t ; a_0, g)$. Next, we calculate

$$\frac{g}{x(t ; a_0, g)} = \frac{g - a_0 e^{k_a(a_0-g)t}}{a_0(1 - e^{k_a(a_0-g)t})} \leq \frac{a_0 - a_0 e^{k_a(a_0-g)t}}{a_0(1 - e^{k_a(a_0-g)t})} = 1 .$$

Thus, it holds that $x(t; a_0, g) \leq g$.

If $a_0 \geq g$ it follows that $e^{k_a(a_0-g)t} \geq 1$ and thus

$$g - a_0 e^{k_a(a_0-g)t} \leq 0 \quad \text{and} \quad 1 - e^{k_a(a_0-g)t} \leq 0 .$$

Again, this implies $0 \leq x(t; a_0, g)$ since both numerator and denominator are negative. Finally, we calculate

$$\frac{g}{x(t; a_0, g)} = \frac{g - a_0 e^{k_a(a_0-g)t}}{a_0(1 - e^{k_a(a_0-g)t})} \leq \frac{g - g e^{k_a(a_0-g)t}}{a_0(1 - e^{k_a(a_0-g)t})} = \frac{g}{a_0} \leq 1 ,$$

which shows that $x(t; a_0, g) \leq g$. □

A.1.5 Proof for theorem 3.6

Observe that the accumulation IVP and depletion-free accumulation IVP are autonomous systems:

$$\frac{d}{dt}x(t) = f(x(t)) = k_a(a_0 - x(t))(g - x(t)) , \quad x(0) = 0$$

$$\text{and} \quad \frac{d}{dt}x_{\text{DF}}(t) = h(x_{\text{DF}}(t)) = k_a a_0 (g - x_{\text{DF}}(t)) , \quad x_{\text{DF}}(0) = 0 .$$

Both $f(x)$ and $h(x)$ are smooth functions on \mathbb{R} and are thus locally Lipschitz continuous on \mathbb{R} .

Local existence and uniqueness of solutions $y: [0, \xi) \rightarrow \mathbb{R}$ and $y_{\text{DF}}: [0, \zeta) \rightarrow \mathbb{R}$ follows from the general existence and uniqueness theorem for initial value problems (see e.g. [Wal98, §6 Theorem XIII]).

Because of the uniqueness, it holds that $y(t) = x(t; a_0, g)$ for all $t \in [0, \xi)$ and $y_{\text{DF}}(t) = x_{\text{DF}}(t)$ for all $t \in [0, \zeta)$. On the other hand, by lemma 3.5 it holds that $0 \leq x(t; a_0, g) \leq g$ and $0 \leq x_{\text{DF}}(t) \leq g$ for $t \geq 0$. Since $g < \infty$ by definition of the (depletion-free) accumulation IVP both solutions are bounded for $t \geq 0$. It follows from properties of autonomous systems (see e.g. [Wal98, §10, XI. Autonomous Systems]) that $\xi = \zeta = \infty$. □

A.1.6 Proof for proposition 3.7

Proof A.1.

Up to the symmetry of exchanging a_0 and g , the proposition is just a summary of the lemmas/theorems 3.2-3.6 and the corresponding proofs.

To prove the symmetry of exchanging a_0 and g , we expand the fraction with $e^{k_a g t}$ to obtain

$$x(t; a_0, g) = \frac{a_0 g (e^{k_a g t} - e^{k_a a_0 t})}{g e^{k_a g t} - a_0 e^{k_a a_0 t}} ,$$

where the symmetry becomes apparent. The symmetry of $\frac{d}{dt}x(t; a_0, g)$ can be checked by dividing the terms by each other:

$$\frac{\frac{k_a a_0 g (a_0 - g)^2 e^{k_a (a_0 - g)t}}{(g - a_0 e^{k_a (a_0 - g)t})^2}}{\frac{k_a g a_0 (g - a_0)^2 e^{k_a (g - a_0)t}}{(a_0 - g e^{k_a (g - a_0)t})^2}} = \frac{e^{k_a (a_0 - g)t} (a_0 - g e^{k_a (g - a_0)t})^2}{e^{k_a (g - a_0)t} (g - a_0 e^{k_a (a_0 - g)t})^2}$$

$$\begin{aligned}
&= \frac{e^{k_a a_0 t} e^{-k_a g t} (a_0^2 + g^2 e^{2k_a g t} e^{-2k_a a_0 t} - 2a_0 g e^{k_a g t} e^{-k_a g t})}{e^{k_a g t} e^{-k_a a_0 t} (g^2 + a_0^2 e^{2k_a a_0 t} e^{-2k_a g t} - 2a_0 g e^{k_a a_0 t} e^{-k_a g t})} \\
&= \frac{a_0^2 e^{k_a a_0 t} e^{-k_a g t} + g^2 e^{k_a g t} e^{-k_a a_0 t} - 2a_0 g}{g^2 e^{k_a g t} e^{-k_a a_0 t} + a_0^2 e^{k_a a_0 t} e^{-k_a g t} - 2a_0 g} \\
&= 1 \quad .
\end{aligned}$$

□

A.1.7 Proof for theorem 3.10

First, we calculate $\frac{d}{da_0} x(a_0)$ for the case $a_0 \neq g$, which we denote by $\frac{d}{da_0} x(a_0) \Big|_{a_0 \neq g}$:

$$\begin{aligned}
\frac{d}{da} x(a_0) \Big|_{a_0 \neq g} &= \frac{d}{da_0} \frac{a_0 g (1 - e^{k_a (a_0 - g) \tau})}{g - a_0 e^{k_a (a_0 - g) \tau}} \\
&= \frac{g(1 - e^{k_a (a_0 - g) \tau}) - k_a a_0 g \tau e^{k_a (a_0 - g) \tau}}{g - a_0 e^{k_a (a_0 - g) \tau}} \\
&\quad - \frac{a_0 g (1 - e^{k_a (a_0 - g) \tau}) (-e^{k_a (a_0 - g) \tau} - k_a a_0 \tau e^{k_a (a_0 - g) \tau})}{(g - a_0 e^{k_a (a_0 - g) \tau})^2} \\
&= \frac{(g(1 - e^{k_a (a_0 - g) \tau}) - k_a a_0 g \tau e^{k_a (a_0 - g) \tau})(g - a_0 e^{k_a (a_0 - g) \tau}) + a_0 g (1 - e^{k_a (a_0 - g) \tau}) (e^{k_a (a_0 - g) \tau} + k_a a_0 \tau e^{k_a (a_0 - g) \tau})}{(g - a_0 e^{k_a (a_0 - g) \tau})^2} \\
&= \frac{g^2 - g^2 e^{k_a (a_0 - g) \tau} - k_a a_0 g^2 \tau e^{k_a (a_0 - g) \tau} - \cancel{a_0 g e^{k_a (a_0 - g) \tau}} + \cancel{a_0 g e^{2k_a (a_0 - g) \tau}} + \cancel{k_a a_0^2 g \tau e^{2k_a (a_0 - g) \tau}} + \cancel{a_0 g e^{k_a (a_0 - g) \tau}} + k_a a_0^2 g \tau e^{k_a (a_0 - g) \tau} - \cancel{a_0 g e^{2k_a (a_0 - g) \tau}} - \cancel{k_a a_0^2 g \tau e^{2k_a (a_0 - g) \tau}}}{(g - a_0 e^{k_a (a_0 - g) \tau})^2} \\
&= \frac{g^2 - g^2 e^{k_a (a_0 - g) \tau} - k_a a_0 g^2 \tau e^{k_a (a_0 - g) \tau} + k_a a_0^2 g \tau e^{k_a (a_0 - g) \tau}}{(g - a_0 e^{k_a (a_0 - g) \tau})^2} \\
&= \frac{g(g + e^{k_a (a_0 - g) \tau} (-g - k_a a_0 g \tau + k_a a_0^2 \tau))}{(g - a_0 e^{k_a (a_0 - g) \tau})^2} \\
&= \frac{g(g - e^{k_a (a_0 - g) \tau} (+g + k_a a_0 g \tau - k_a a_0^2 \tau))}{(g - a_0 e^{k_a (a_0 - g) \tau})^2}
\end{aligned}$$

$$= \frac{g(g - e^{k_a(a_0-g)\tau}(k_a a_0 \tau (g - a_0) + g))}{(g - a_0 e^{k_a(a_0-g)\tau})^2}.$$

For the case $a_0 = g$, the derivative of $x(a_0)$, which we denote by $\left. \frac{d}{da_0} x(a_0) \right|_{a_0=g}$, needs to be calculated from the definition of derivatives. Here, we use again the informal notation $\frac{0}{0}$ to indicate the use of L'Hôpital's rule. Furthermore, note that we strike through terms when they cancel out additively (not when they cancel out between numerator and denominator):

$$\begin{aligned} \left. \frac{d}{da_0} x(a_0) \right|_{a_0=g} &\stackrel{\text{def}}{=} \lim_{a_0 \rightarrow g} \frac{x(a_0) - x(g)}{a_0 - g} \stackrel{\text{def}}{=} \lim_{a_0 \rightarrow g} \frac{x_{a_0,g}(\tau) - x(\tau; g)}{a_0 - g} \\ &= \lim_{a_0 \rightarrow g} \frac{\frac{a_0 g (1 - e^{k_a(a_0-g)\tau})}{g - a_0 e^{k_a(a_0-g)\tau}} - \frac{k_a g^2 \tau}{1 + k_a g \tau}}{a_0 - g} \\ &= \lim_{a_0 \rightarrow g} \frac{a_0 g + k_a a_0 g^2 \tau - a_0 g e^{k_a(a_0-g)\tau} - k_a a_0 g^2 \tau e^{k_a(a_0-g)\tau} - k_a g^3 \tau + k_a a_0 g^2 \tau e^{k_a(a_0-g)\tau}}{(a_0 - g)(g + k_a g^2 \tau - a_0 e^{k_a(a_0-g)\tau} - k_a a_0 g \tau e^{k_a(a_0-g)\tau})} \\ &= \frac{g^2 + k_a g^3 \tau - g^2 e^0 - k_a g^3 \tau e^0 - k_a g^3 \tau + k_a g^3 \tau e^0}{0(g + k_a g^2 \tau - g e^0 - k_a g^2 \tau e^0)} \\ &= \frac{0}{0} \\ \Rightarrow \left. \frac{d}{da_0} x(a_0) \right|_{a_0=g} &= \lim_{a_0 \rightarrow g} \frac{\cancel{g + k_a g^2 \tau - g e^{k_a(a_0-g)\tau}} - \cancel{k_a a_0 g \tau e^{k_a(a_0-g)\tau}} - \cancel{k_a g^2 \tau e^{k_a(a_0-g)\tau}}}{g + k_a g^2 \tau - 2a_0 e^{k_a(a_0-g)\tau} - k_a a_0^2 \tau e^{k_a(a_0-g)\tau} - k_a a_0 g \tau e^{k_a(a_0-g)\tau} - k_a^2 a_0 g^2 \tau^2 e^{k_a(a_0-g)\tau} + k_a g^2 \tau e^{k_a(a_0-g)\tau} + k_a^2 a_0 g^2 \tau^2 e^{k_a(a_0-g)\tau}} \\ &= \lim_{a_0 \rightarrow g} \frac{g + k_a g^2 \tau - g e^{k_a(a_0-g)\tau} - k_a a_0 g \tau e^{k_a(a_0-g)\tau}}{g + k_a g^2 \tau - 2a_0 e^{k_a(a_0-g)\tau} - k_a a_0^2 \tau e^{k_a(a_0-g)\tau} - k_a a_0 g \tau e^{k_a(a_0-g)\tau} - k_a^2 a_0 g^2 \tau^2 e^{k_a(a_0-g)\tau} + g e^{k_a(a_0-g)\tau} + k_a g^2 \tau e^{k_a(a_0-g)\tau} + k_a^2 a_0 g^2 \tau^2 e^{k_a(a_0-g)\tau}} \\ &= \frac{g + k_a g^2 \tau - g e^0 - k_a g^2 \tau e^0}{g + k_a g^2 \tau - 2g e^0 - k_a g^2 \tau e^0 - k_a g^2 \tau e^0 - k_a g^2 \tau^2 e^0 + g e^0 + k_a g^2 \tau e^0 + k_a g^2 \tau^2 e^0} \\ &= \frac{0}{0} \end{aligned}$$

$$\begin{aligned}
\Rightarrow \left. \frac{d}{da_0} x(a_0) \right|_{a_0=g} &= \lim_{a_0 \rightarrow g} \frac{-k_a g \tau e^{k_a(a_0-g)\tau} - k_a g \tau e^{k_a(a_0-g)\tau} - k_a^2 a_0 g \tau^2 e^{k_a(a_0-g)\tau}}{-2e^{k_a(a_0-g)\tau} - 2k_a a_0 \tau e^{k_a(a_0-g)\tau} - 2k_a a_0 \tau e^{k_a(a_0-g)\tau}} \\
&\quad - \cancel{k_a^2 a_0^2 \tau^2 e^{k_a(a_0-g)\tau}} - \cancel{k_a g \tau e^{k_a(a_0-g)\tau}} - \cancel{k_a^2 a_0 g \tau^2 e^{k_a(a_0-g)\tau}} \\
&\quad - \cancel{2k_a^2 a_0 g \tau^2 e^{k_a(a_0-g)\tau}} - \cancel{k_a^3 a_0^2 g \tau^3 e^{k_a(a_0-g)\tau}} + \cancel{k_a g \tau e^{k_a(a_0-g)\tau}} \\
&\quad + \cancel{k_a^2 g^2 \tau^2 e^{k_a(a_0-g)\tau}} + \cancel{k_a^2 g^2 \tau^2 e^{k_a(a_0-g)\tau}} + \cancel{k_a^3 a_0 g^2 \tau^3 e^{k_a(a_0-g)\tau}} \\
&= \frac{-2k_a g \tau e^0 - k_a^2 g^2 \tau^2 e^0}{-2e^0 - 2k_a g \tau e^0 - 2k_a g \tau e^0} \\
&\quad - \cancel{k_a^2 g^2 \tau^2 e^0} - \cancel{k_a^2 g^2 \tau^2 e^0} \\
&\quad - \cancel{2k_a^2 g^2 \tau^2 e^0} - \cancel{k_a^3 g^3 \tau^3 e^0} \\
&\quad + \cancel{k_a^2 g^2 \tau^2 e^0} + \cancel{k_a^2 g^2 \tau^2 e^0} + \cancel{k_a^3 g^3 \tau^3 e^0} \\
&= \frac{-2k_a g \tau - k_a^2 g^2 \tau^2}{-2 - 4k_a g \tau - 2k_a^2 g^2 \tau^2} \\
&= \frac{k_a g \tau (2 + k_a g \tau)}{2(1 + k_a g \tau)^2}.
\end{aligned}$$

Finally, we need to check that $\frac{d}{da_0} x(a_0)$ is continuous. As before, we use the informal notation $\frac{0}{0}$ to indicate the use of L'Hôpital's rule. Furthermore, note that we strike through terms when they cancel out additively (not when they cancel out between numerator and denominator):

$$\begin{aligned}
\lim_{a_0 \rightarrow g} \left. \frac{d}{da_0} x(a_0) \right|_{a_0 \neq g} &= \lim_{a_0 \rightarrow g} \frac{g(g - e^{k_a(a_0-g)\tau} (k_a a_0 \tau (g - a_0) + g))}{(g - a_0 e^{k_a(a_0-g)\tau})^2} \\
&= \lim_{a_0 \rightarrow g} \frac{g^2 - g^2 e^{k_a(a_0-g)\tau} - k_a a_0 g^2 \tau e^{k_a(a_0-g)\tau} + k_a a_0^2 g \tau e^{k_a(a_0-g)\tau}}{g^2 + a_0^2 e^{2k_a(a_0-g)\tau} - 2a_0 g e^{k_a(a_0-g)\tau}} \\
&= \frac{g^2 - g^2 e^0 - k_a g^3 \tau e^0 + k_a g^3 \tau e^0}{g^2 + g^2 e^0 - 2g^2 e^0} = \frac{0}{0} \\
\Rightarrow \lim_{a_0 \rightarrow g} \left. \frac{d}{da_0} x(a_0) \right|_{a_0 \neq g} &= \lim_{a_0 \rightarrow g} \frac{-k_a g^2 \tau e^{k_a(a_0-g)\tau} - k_a g^2 \tau e^{k_a(a_0-g)\tau} - k_a^2 a_0 g^2 \tau^2 e^{k_a(a_0-g)\tau}}{2a_0 e^{2k_a(a_0-g)\tau} + 2k_a a_0^2 \tau e^{2k_a(a_0-g)\tau}} \\
&\quad + 2k_a a_0 g \tau e^{k_a(a_0-g)\tau} + k_a^2 a_0^2 g \tau^2 e^{k_a(a_0-g)\tau} \\
&\quad - 2g e^{k_a(a_0-g)\tau} - 2k_a a_0 g \tau e^{k_a(a_0-g)\tau} \\
&= \frac{-k_a g^2 \tau - k_a g^2 \tau - k_a^2 g^3 \tau^2 + 2k_a g^2 \tau + k_a^2 g^3 \tau^2}{2g e^0 + 2k_a g^2 \tau - 2g e^0 - 2k_a g^2 \tau e^0} \\
&= \frac{0}{0}
\end{aligned}$$

$$\begin{aligned}
\Rightarrow \lim_{a_0 \rightarrow g} \frac{d}{da_0} x(a_0) \Big|_{a_0 \neq g} &= \lim_{a_0 \rightarrow g} \frac{-k_a^2 g^2 \tau^2 e^{k_a(a_0-g)\tau} - k_a^2 g^2 \tau^2 e^{k_a(a_0-g)\tau} - k_a^2 g^2 \tau^2 e^{k_a(a_0-g)\tau} \\
&\quad - k_a^3 a_0 g^2 \tau^3 e^{k_a(a_0-g)\tau} + 2k_a g \tau e^{k_a(a_0-g)\tau} + 2k_a^2 a_0 g \tau^2 e^{k_a(a_0-g)\tau} \\
&\quad 2k_a^2 a_0 g \tau^2 e^{k_a(a_0-g)\tau} + k_a^3 a_0^2 g \tau^3 e^{k_a(a_0-g)\tau}}{2e^{2k_a(a_0-g)\tau} + 4k_a a_0 \tau e^{2k_a(a_0-g)\tau} + 4k_a a_0 \tau e^{2k_a(a_0-g)\tau} \\
&\quad + 4k_a^2 a_0^2 \tau^2 e^{2k_a(a_0-g)\tau} - 2k_a g \tau e^{k_a(a_0-g)\tau} \\
&\quad - 2k_a g \tau e^{k_a(a_0-g)\tau} - 2k_a^2 a_0 g \tau^2 e^{k_a(a_0-g)\tau}} \\
&= \frac{-k_a^2 g^2 \tau^2 e^0 - k_a^2 g^2 \tau^2 e^0 - k_a^2 g^2 \tau^2 e^0 \\
&\quad - k_a^3 g^3 \tau^3 e^0 + 2k_a g \tau e^0 + 2k_a^2 g^2 \tau^2 e^0 \\
&\quad 2k_a^2 g^2 \tau^2 e^0 + k_a^3 g^3 \tau^3 e^0}{2e^0 + 4k_a g \tau e^0 + 4k_a g \tau e^0 \\
&\quad + 4k_a^2 g^2 \tau^2 e^0 - 2k_a g \tau e^0 \\
&\quad - 2k_a g \tau e^0 - 2k_a^2 g^2 \tau^2 e^0} \\
&= \frac{-3k_a^2 g^2 \tau^2 - k_a^3 g^3 \tau^3 + 2k_a g \tau + 4k_a^2 g^2 \tau^2 + k_a^3 g^3 \tau^3}{2 + 8k_a g \tau + 4k_a^2 g^2 \tau^2 - 4k_a g \tau - 2k_a^2 g^2 \tau^2} \\
&= \frac{2k_a g \tau + k_a^2 g^2 \tau^2}{2 + 4k_a g \tau + 2k_a^2 g^2 \tau^2} = \frac{k_a g \tau (2 + k_a g \tau)}{2(1 + k_a g \tau)^2} \\
&= \frac{d}{da_0} x(a_0) \Big|_{a_0 = g} .
\end{aligned}$$

A.1.8 Proof for theorem 3.11

Note that the case $x(g) = x_L(g)$ follows from the $a_0 = g$ case of $x(g)$. Thus, let $a_0 < g$, then

$$\frac{x(a_0)}{x_L(a_0)} = \frac{a_0 g (1 + K a_0) (1 - e^{K(a_0-g)})}{K a_0 g (g - a_0 e^{K(a_0-g)})} = \frac{1 + K a_0 - e^{K(a_0-g)} - K a_0 e^{K(a_0-g)}}{K g - K a_0 e^{K(a_0-g)}} =: \frac{N}{D} ,$$

where we defined the numerator term N and the denominator term D in the last step. We note that $1 + K a_0$ is always positive and since $K(a_0 - g) < 0$ for $a_0 < g$, the term $1 - e^{K(a_0-g)}$ is also positive. Thus, the numerator N is positive. Furthermore, since $K(a_0 - g) < 0$ and $a_0 < g$, it follows that $g - a_0 e^{K(a_0-g)}$ is positive. Hence, the denominator is positive. Thus, $\frac{N}{D} < 1$ if $N - D < 0$:

$$N - D = 1 + K(a_0 - g) - e^{K(a_0-g)} =: \Delta(K(a_0 - g)) ,$$

where we define the function $\Delta(z) = 1 + z - e^z$. It can easily be shown that $\Delta(z) \leq 0$ for all $z \in \mathbb{R}$. Hence, we have proven that

$$a_0 \leq g \quad \Rightarrow \quad \frac{x(a_0)}{x_L(a_0)} = \frac{N}{D} \leq 1 \quad \Rightarrow \quad x(a_0) \leq x_L(a_0) .$$

Let now $a_0 \geq g$, then $K(a_0 - g) > 0$ and thus $1 - e^{K(a_0 - g)} < 0$. It follows that $N < 0$. In the same way, since $a_0 > g$ it follows that $g - a_0 e^{K(a_0 - g)} < 0$ such that $D < 0$. Now, it holds that $\frac{N}{D} > 1$ if $(-N) - (-D) = D - N > 0$. We observe that

$$D - N = -1 - K(a_0 - g) + e^{K(a_0 - g)} = -\Delta(K(a_0 - g)) \geq 0 ,$$

since $\Delta(z) \leq 0$. Thus, we have proven

$$a_0 \geq g \quad \Rightarrow \quad \frac{x(a_0)}{x_L(a_0)} = \frac{N}{D} \geq 1 \quad \Rightarrow \quad x(a_0) \geq x_L(a_0) .$$

Next, we consider $x_{\text{DF}}(a_0) - x_L(a_0)$ for $a_0 \leq g$:

$$x_{\text{DF}}(a_0) - x_L(a_0) = g(1 - e^{-Ka_0}) - \frac{Ka_0g}{1 + Ka_0} = \frac{g(1 + Ka_0)(1 - e^{-Ka_0}) - Ka_0g}{1 + Ka_0} =: \frac{N_2}{D_2} .$$

Here, we defined the numerator term N_2 and the denominator term D_2 . Since $1 + Ka_0$ is positive, i.e. $D_2 > 0$, the sign of $x_{\text{DF}}(a_0) - x_L(a_0)$ is determined by N_2 . We calculate

$$N_2 = g(1 - e^{-Ka_0} - Ka_0e^{-Ka_0}) =: g \cdot \Delta_2(Ka_0) ,$$

where we defined $\Delta_2(z) = 1 - e^{-z} - ze^{-z}$. It can easily be shown that $\Delta_2(z) \geq 0$ for all $z \geq 0$. Thus, it follows that $N_2 \geq 0$, which leads to

$$a_0 \leq g \quad \Rightarrow \quad x_{\text{DF}}(a_0) \geq x_L(a_0) \geq x(a_0) ,$$

where we used the inequality $x(a_0) \leq x_L(a_0)$ for $a_0 \leq g$, that was proven before.

Finally, we consider $\frac{x_{\text{DF}}(a_0)}{x(a_0)}$ for $a_0 \geq g$. For this, we use the symmetry of $x(a_0)$ with respect to a_0 and g from proposition 3.7:

$$x(a_0) = \frac{a_0g(1 - e^{K(a_0 - g)})}{g - a_0e^{K(a_0 - g)}} = \frac{ga_0(1 - e^{K(g - a_0)})}{a_0 - ge^{K(g - a_0)}} .$$

With this, we obtain

$$\frac{x_{\text{DF}}(a_0)}{x(a_0)} = \frac{(a_0 - ge^{K(g - a_0)})(1 - e^{-Ka_0})}{a_0(1 - e^{K(g - a_0)})} .$$

As before, $1 - e^{-Ka_0} > 0$ and since $a_0 \geq g$ it also holds that $1 - e^{K(g - a_0)} > 0$ and $a_0 - ge^{K(g - a_0)} > 0$. Thus, both the denominator and the numerator are non-negative and the following inequality (where we replace the first g with a_0 in the numerator) holds

$$\frac{x_{\text{DF}}(a_0)}{x(a_0)} \leq \frac{(a_0 - a_0e^{K(g - a_0)})(1 - e^{-Ka_0})}{a_0(1 - e^{K(g - a_0)})} = 1 - e^{-Ka_0} \leq 1 .$$

Thus, it holds that

$$a_0 \geq g \quad \Rightarrow \quad x_{\text{DF}}(a_0) \geq x(a_0) \geq x_L(a_0) ,$$

where we used the inequality $x_L(a_0) \leq x(a_0)$ for $a_0 \geq 0$, that was proven before. \square

A.1.9 Proof for corollary 3.12

The limits

$$\lim_{a_0 \rightarrow \infty} x_{\text{DF}}(a_0) = g, \quad \lim_{a_0 \rightarrow \infty} x_{\text{L}}(a_0) = g, \quad \lim_{a_0 \rightarrow 0} x_{\text{DF}}(a_0) = 0 \quad \text{and} \quad \lim_{a_0 \rightarrow 0} x(a_0) = 0$$

are obvious. Since $x(a_0) \leq x_{\text{L}}(a_0) \leq x_{\text{DF}}(a_0)$ for $a_0 \leq g$ (theorem 3.11), it follows that

$$\lim_{a_0 \rightarrow 0} x_{\text{L}}(a_0) = 0.$$

In the same way, since $x_{\text{L}}(a_0) \leq x(a_0) \leq x_{\text{DF}}(a_0)$ (theorem 3.11), it follows that

$$\lim_{a_0 \rightarrow \infty} x(a_0) = g.$$

□

A.1.10 Proof for proposition 4.3

The depletion-free multi-epitope accumulation IVP is an autonomous system:

$$\frac{d}{dt} x_{\text{DF}}(t) = h(x_{\text{DF}}(t)) = \begin{pmatrix} k_{a,1} a_0 (g_1 - x_{\text{DF},1}(t)) \\ \vdots \\ k_{a,N} a_0 (g_N - x_{\text{DF},N}(t)) \end{pmatrix}, \quad x_{\text{DF}}(0) = 0.$$

The partial derivatives $\frac{\partial h_\nu}{\partial x_\mu}(x) = -\delta_{\mu\nu} k_{a,\nu} a_0$ are continuous on \mathbb{R}^N . Thus, $h(x)$ is locally Lipschitz continuous on \mathbb{R}^N (see e.g. [Wal98, §10 Lemma V]). Local existence and uniqueness of a solution $y_{\text{DF}}: [0, \zeta) \rightarrow \mathbb{R}^N$ follows from the general existence and uniqueness theorem for initial value problems (see e.g. [Wal98, §10 Theorem VI]).

Because of the uniqueness and since $x_{\text{DF},i}(t) = g_i(1 - e^{-k_{a,i} a_0 t})$ solves the depletion-free multi-epitope accumulation IVP, it holds that $y_{\text{DF}}(t) = x_{\text{DF}}(t)$ for $t \in [0, \zeta)$. Since $0 \leq x_{\text{DF},i}(t) \leq g_i < \infty$, the solution $x_{\text{DF}}(t)$ is bounded for all $t \geq 0$. It follows from properties of autonomous systems (see e.g. [Wal98, §10, XI. Autonomous Systems]) that $\zeta = \infty$. □

A.1.11 Proof for lemma 4.4

The multi-epitope accumulation IVP is an autonomous system

$$\frac{d}{dt} x(t) = f(x(t)) = \begin{pmatrix} k_{a,1} \left(a_0 - \sum_{j=1}^N x_j(t) \right) (g_1 - x_1(t)) \\ \vdots \\ k_{a,N} \left(a_0 - \sum_{j=1}^N x_j(t) \right) (g_N - x_N(t)) \end{pmatrix}, \quad x(0) = 0.$$

We observe that the partial derivatives

$$\frac{\partial f_\nu}{\partial x_\mu}(x) = -k_{a,\nu} (g_\nu - x_\nu) - \delta_{\mu\nu} k_{a,\nu} \left(a_0 - \sum_{j=1}^N x_j \right)$$

are continuous on \mathbb{R}^N . Thus, $f(x)$ is locally Lipschitz continuous on \mathbb{R}^N (see e.g. [Wal98, §10 Lemma V]). Local existence and uniqueness of a solution $x: [0, \xi) \rightarrow \mathbb{R}^N$ for a maximal $\xi > 0$ follows from the general existence and uniqueness theorem for initial value problems (see e.g. [Wal98, §10 Theorem VI]) and from properties of autonomous systems (see e.g. [Wal98, §10, XI. Autonomous Systems]). □

A.1.12 Proof for theorem 4.6

Let $v: [0, \xi) \rightarrow \mathbb{R}^N$ be a vector-valued function with $v(0) = 0$ that satisfies the integral equations

$$v_i(t) = g_i \left(1 - e^{-k_{a,i} \int_0^t a_0 - \sum_{j=1}^N v_j(s) ds} \right) \quad \forall i \in \{1, \dots, N\}.$$

For the time derivatives of the components we calculate:

$$\begin{aligned} \frac{d}{dt} v_i(t) &= k_{a,i} g_i e^{-k_{a,i} \int_0^t a_0 - \sum_{j=1}^N v_j(s) ds} \frac{d}{dt} \int_0^t a_0 - \sum_{j=1}^N v_j(s) ds \\ &= k_{a,i} \left(a_0 - \sum_{j=1}^N v_j(t) \right) g_i e^{-k_{a,i} \int_0^t a_0 - \sum_{j=1}^N v_j(s) ds} \\ &= k_{a,i} \left(a_0 - \sum_{j=1}^N v_j(t) \right) g_i e^{-k_{a,i} \int_0^t a_0 - \sum_{j=1}^N v_j(s) ds} \\ &\quad + k_{a,i} \left(a_0 - \sum_{j=1}^N v_j(t) \right) g_i - k_{a,i} \left(a_0 - \sum_{j=1}^N v_j(t) \right) g_i \\ &= k_{a,i} \left(a_0 - \sum_{j=1}^N v_j(t) \right) \left(g_i - g_i + g_i e^{-k_{a,i} \int_0^t a_0 - \sum_{j=1}^N v_j(s) ds} \right) \\ &= k_{a,i} \left(a_0 - \sum_{j=1}^N v_j(t) \right) \left(g_i - g_i (1 - e^{-k_{a,i} \int_0^t a_0 - \sum_{j=1}^N v_j(s) ds}) \right) \\ &= k_{a,i} \left(a_0 - \sum_{j=1}^N v_j(t) \right) (g_i - v_i(t)) \quad , \end{aligned}$$

where we have used $v_i(t) = g_i (1 - e^{-k_{a,i} \int_0^t a_0 - \sum_{j=1}^N v_j(s) ds})$ in the last step. Thus, v solves the multi-epitope accumulation IVP.

Let now $y: [0, \xi) \rightarrow \mathbb{R}^N$ solve the multi-epitope accumulation IVP. Because of the uniqueness of the solution, according to lemma 4.4 it follows that $y(t) = v(t)$ for all $t \in [0, \xi)$. But then y also satisfies the integral equations. \square

A.1.13 Proof for lemma 4.7

We show only the equality-case (i), i.e. $\frac{d}{dt} x_i(t) = 0$, here, as all steps and arguments will be the same for the greater-than-case (ii), i.e. $\frac{d}{dt} x_i(t) > 0$.

First, we observe that the direction “ \Leftarrow ” is trivial. I.e. if all derivatives $\frac{dx_i}{dt}(t) = 0$ then there exists obviously at least one $i \in \{1, \dots, N\}$ such that $\frac{dx_i}{dt}(t) = 0$. For the opposite direction, assume that $\frac{dx_i}{dt}(t) = 0$ for an arbitrary $i \in \{1, \dots, N\}$. By theorem 4.6 the function

x_i satisfies the integral equation

$$x_i(t) = g_i \left(1 - e^{-k_{a,i} \int_0^t a_0 - \sum_{j=1}^N x_j(s) ds} \right) .$$

In the corresponding proof, we have already calculated that

$$\frac{d}{dt} x_i(t) = k_{a,i} \left(a_0 - \sum_{j=1}^N x_j(t) \right) g_i e^{-k_{a,i} \int_0^t a_0 - \sum_{j=1}^N x_j(s) ds} .$$

Next, since all $x_i(t)$ are differentiable, i.e. also continuous on $[0, \xi)$, it follows that $x_i(t)$ is bounded on $[0, t]$. Thus, $\int_0^t a_0 - \sum_{j=1}^N x_j(s) ds$ is finite and $e^{\int_0^t a_0 - \sum_{j=1}^N x_j(s) ds}$ is positive. Since by definition of the multi-epitope accumulation IVP g_i and $k_{a,i}$ are also positive, the condition $\frac{d}{dt} x_i(t) = 0$ leads to

$$\begin{aligned} 0 &= \frac{dx_i}{dt}(t) = k_{a,i} \left(a_0 - \sum_{j=1}^N x_j(t) \right) g_i e^{-k_{a,i} \int_0^t a_0 - \sum_{j=1}^N x_j(s) ds} \\ &\Rightarrow 0 = a_0 - \sum_{j=1}^N x_j(t) . \end{aligned}$$

Finally, we note that $0 = a_0 - \sum_{j=1}^N x_j(t)$ is not specific to i . That is, let $\mu \in \{1, \dots, N\}$ be arbitrary. Then, since $0 = a_0 - \sum_{j=1}^N x_j(t)$, it follows that

$$\frac{dx_\mu}{dt}(t) = k_{a,\mu} \left(a_0 - \sum_{j=1}^N x_j(t) \right) g_\mu e^{-k_{a,\mu} \int_0^t a_0 - \sum_{j=1}^N x_j(s) ds} = 0 .$$

Thus, $\frac{dx_\mu}{dt}(t) = 0$ for all $\mu \in \{1, \dots, N\}$, which concludes the proof. \square

A.1.14 Proof for theorem 4.8

First, we recall from proof A.1.11 that the multi-epitope accumulation IVP can be written as

$$\frac{d}{dt} x(t) = f(x(t)) = \begin{pmatrix} k_{a,1} \left(a_0 - \sum_{j=1}^N x_j(t) \right) (g_1 - x_1(t)) \\ \vdots \\ k_{a,N} \left(a_0 - \sum_{j=1}^N x_j(t) \right) (g_N - x_N(t)) \end{pmatrix}, \quad x(0) = 0 .$$

Since $x(0) = 0$ and $a_0, g_i, k_{a,i} > 0$ for all $i \in \{1, \dots, N\}$, by definition of the multi-epitope accumulation IVP, it follows that

$$\frac{dx}{dt}(0) = \begin{pmatrix} k_{a,1} a_0 g_1 \\ \vdots \\ k_{a,N} a_0 g_N \end{pmatrix} \Rightarrow \frac{dx_i}{dt}(0) > 0 \quad \forall i \in \{1, \dots, N\} .$$

Furthermore, since f and $x(t)$ are continuous, the derivatives $\frac{dx_i}{dt}(t)$ must be continuous as function of t . Thus, if $\frac{dx_i}{dt}(t) \leq 0$ for an any $i \in \{1, \dots, N\}$, then there must be a time $\tau > 0$

such that $\frac{dx_i}{dt}(\tau) = 0$. But by lemma 4.7 this is equivalent to $\frac{dx}{dt}(\tau) = 0$. To conclude the proof, all we need to do is to show that there is no $\tau \in (0, \xi)$ such that $\frac{dx}{dt}(\tau) = 0$.

Let us assume that $y: [0, \xi) \rightarrow \mathbb{R}^N$ solves the multi-epitope accumulation IVP

$$\frac{d}{dt}x(t) = f(x(t)) , \quad x(0) = 0 ,$$

such that $\frac{dy}{dt}(\tau) = 0$. Since $\frac{dx}{dt}(0) = f(0) \neq 0$ and $\tau > 0$ it follows that $y_\tau := y(\tau) \neq 0$.

Since f does not depend explicitly on the time, the differential equation is an autonomous system. Standard results for autonomous systems (see e.g. [Wal98, §10]) imply the following statement:

- If $f(p) = 0$, then $w: \mathbb{R} \rightarrow \mathbb{R}^N, t \mapsto p$ is a solution of the differential equation $\frac{d}{dt}x(t) = f(x(t))$ with initial value $w(0) = p$.

Thus, it follows that $w(t) \equiv y_\tau$ solves the initial value problem

$$\frac{d}{dt}x(t) = f(x(t)) , \quad x(\tau) = y_\tau . \quad (13)$$

As shown in proof A.1.11, it follows that w is the unique solution for the initial value problem (13). Since we have assumed that y satisfies the differential equation $\frac{d}{dt}y(t) = f(y(t))$ and since by definition $y(\tau) = y_\tau$, it follows that y is also a solution of the initial value problem (13). The uniqueness of the solution w then implies $y(t) \equiv w(t) \equiv y_\tau$. But then it holds that $y(0) = y_\tau \neq 0$, which contradicts the assumption that $y(0) = 0$. Hence, for the unique solution of the multi-epitope accumulation IVP, there is no $\tau \in [0, \xi)$ such that $\frac{dx}{dt}(\tau) = 0$. \square

A.1.15 Proof for lemma 4.9

For $t = a$ the statement is obvious. If $a = \max\{I\}$ the statement is proven. Otherwise, let $t > a$. Then the mean value theorem implies that there is a $c \in [a, t]$ such that

$$\frac{f(t) - f(a)}{t - a} = f'(c).$$

Since by assumption $t > a$ and $f'(c) \geq 0$ it follows that

$$f(t) - f(a) \geq 0 \quad \Rightarrow \quad f(t) \geq f(a) \quad \forall t > a .$$

For the strict inequality, repeat the argument with $f'(c) > 0$. \square

A.1.16 Proof for theorem 4.10

Since x solves the multi-epitope accumulation IVP, it holds that $x(0) = 0$. Furthermore, according to theorem 4.8 it holds that $\frac{d}{dt}x_i(t) > 0$ for all $t \in [0, \xi)$ and for all $i \in \{1, \dots, N\}$. Thus, because of lemma 4.9 it holds that

$$0 \leq x_i(t) \quad \forall t \in [0, \xi) , \quad \forall i \in \{1, \dots, N\} .$$

By theorem 4.6 and the corresponding proof it holds that

$$\frac{d}{dt}x_i(\tau) = k_{a,i} \left(a_0 - \sum_{j=1}^N x_j(\tau) \right) g_i e^{-k_{a,i} \int_0^\tau a_0 - \sum_{j=1}^N x_j(s) ds} \quad \forall i \in \{1, \dots, N\} .$$

Since $\frac{d}{dt}x_i(t) > 0$, according to theorem 4.8, it follows that

$$0 < a_0 - \sum_{j=1}^N x_j(t) \quad \Rightarrow \quad \sum_{j=1}^N x_j(t) < a_0 .$$

Since the sum consists only of non-negative values, i.e. $0 \leq x_i(t)$, it also follows that

$$x_i(t) < a_0 \quad \forall i \in \{1, \dots, N\} .$$

It remains to show that $x_i(t) < g_i$. Since x solves the multi-epitope accumulation IVP, it holds that

$$\frac{d}{dt}x_i(t) = k_{a,i} \left(a_0 - \sum_{j=1}^N x_j(t) \right) (g_i - x_i(t)) \quad \forall i \in \{1, \dots, N\} .$$

Again, since $\frac{d}{dt}x_i(t) > 0$ by theorem 4.8 and since we have already shown that $a_0 - \sum_{j=1}^N x_j(t) > 0$, it follows that $g_i - x_i(t) > 0$, i.e. $x_i(t) < g_i$, for all $i \in \{1, \dots, N\}$. \square

A.1.17 Proof for theorem 4.11

Recall from proof A.1.11 that the multi-epitope accumulation IVP is an autonomous system. By definition of the maximal solution time, $\xi > 0$ is the largest time for which there exists a unique solution on $[0, \xi)$ for the multi-epitope accumulation IVP. Because of theorem 4.10, this solution is bounded, as $a_0, g_i < \infty$ by definition of the multi-epitope accumulation IVP. It follows from properties of autonomous systems (see e.g. [Wal98, §10, XI. Autonomous Systems]) that $\xi = \infty$. \square

A.1.18 Proof for corollary 4.12

Because of theorem 4.8, we know that all $x_i(t)$ are strictly monotonically increasing, i.e. $\frac{d}{dt}x_i(t) > 0$. But since x is the solution of the multi-epitope accumulation IVP, it holds that

$$\frac{d}{dt}x_i(t) = k_{a,i} \left(a_0 - \sum_{j=1}^N x_j(t) \right) (g_i - x_i(t)) .$$

Because $a_0 \geq \sum_{j=1}^N x_j(t)$ and $g_i \geq x_i(t)$ by theorem 4.10 and because all $x_i(t)$ are strictly monotonically increasing, all $\frac{d}{dt}x_i(t)$ are strictly monotonically decreasing. Thus, all $x_i(t)$ are strictly concave. \square

A.1.19 Proof for lemma 4.13

First, we observe that $A(t; a_0) = \int_0^t a(s; a_0) ds$. Thus, if we can show that $a(t; b_0) \geq a(t; a_0)$ for all $t \in [0, \infty)$, the inequality $A(t; b_0) \geq A(t_0; a_0)$ follows from the properties of integration. Hence, we will focus on $a(t; b_0) \geq a(t; a_0)$.

The case $b_0 = a_0$ is trivial, so we only need to consider $b_0 > a_0$. Since $x(0) = 0$ and $b_0 > a_0$, it holds that

$$a(0; a_0) = a_0 < b_0 = a(0; b_0) \quad \Rightarrow \quad a(0; b_0) - a(0; a_0) > 0 .$$

Since the $x_i(t)$ are differentiable, so are $a(t; a_0)$, $a(t; b_0)$ and thus $a(t; b_0) - a(t; a_0)$. Our goal is now to show that $a(t; b_0) - a(t; a_0) \geq 0$ for all $t \in [0, \infty)$.

Let us assume that there is a $t_- \in [0, \infty)$ such that $a(t_-; b_0) - a(t_-; a_0) \leq 0$. Because of the continuity of $a(t; b_0) - a(t; a_0)$, there must be a smallest $\tau > 0$ such that $a(\tau; b_0) - a(\tau; a_0) = 0$. If we can show that no such τ exists, then we will have proven that $a(t; b_0) - a(t; a_0) \geq 0$ for all $t \in [0, \infty)$.

Since $\tau > 0$ and since by assumption τ is the smallest value such that $a(\tau; b_0) - a(\tau; a_0) = 0$, it holds that $a(t; b_0) - a(t; a_0) > 0$ for all $t \in [0, \tau)$. Thus,

$$A(t; b_0) = \int_0^t a(s; b_0) ds > \int_0^t a(s; a_0) ds = A(t; a_0) \quad \forall t \in [0, \tau] .$$

This also implies that $1 - e^{-k_{a,i}A(t; b_0)} > 1 - e^{-k_{a,i}A(t; a_0)}$. Because of the integral equations from theorem 4.6 it follows that

$$\begin{aligned} x_i(t; b_0) &= g_i(1 - e^{-k_{a,i} \int_0^t a_0 - \sum_{j=1}^N x_j(s; b_0) ds}) = g_i(1 - e^{-k_{a,i}A(t; b_0)}) \\ &> g_i(1 - e^{-k_{a,i}A(t; a_0)}) = x_i(t; a_0) \end{aligned}$$

for all $t \in [0, \tau]$ and for all $i \in \{1, \dots, N\}$. This implies that

$$\Gamma := \min_{t \in [0, \tau], i \in \{1, \dots, N\}} x_i(t; b_0) - x_i(t; a_0) > 0 .$$

Because of the bounds from theorem 4.10, it holds that $0 \leq x_i(t; b_0) < g_i$ for all $t \in [0, \infty)$ and for all $i \in \{1, \dots, N\}$. Furthermore, the theorem states that $a_0 - \sum_{j=1}^N x_j(t; a_0) > 0$, such that

$$\Psi := \max_{t \in [0, \tau], i \in \{1, \dots, N\}} \frac{1}{g_i - x_i(t; b_0)} > 0$$

$$\text{and} \quad \xi := \min_{t \in [0, \tau]} a(t; a_0) = \min_{t \in [0, \tau]} a_0 - \sum_{j=1}^N x_j(t; a_0) > 0 .$$

In summary, we have

$$\Gamma \Psi \xi > 0 .$$

Since $a(t; b_0) - a(t; a_0)$ is continuous and, by assumption, τ is the smallest value with $a(\tau; b_0) - a(\tau; a_0) = 0$, there is an $\varepsilon > 0$ such that

$$a(t; b_0) - a(t; a_0) < \Gamma \Psi \xi \quad \forall t \in (\tau - \varepsilon, \tau] .$$

$$\Leftrightarrow a(t ; b_0) < \Gamma\Psi\xi + a(t ; a_0) \quad \forall t \in (\tau - \varepsilon, \tau] .$$

Now, since x is the solution of the multi-epitope accumulation IVP it follows for all $i \in \{1, \dots, N\}$ and all $t \in (\tau - \varepsilon, \tau]$ that

$$\begin{aligned} & \frac{1}{k_{a,i}} \left(\frac{d}{dt} x_i(t ; a_0) - \frac{d}{dt} x_i(t ; b_0) \right) \\ &= \left(a_0 - \sum_{j=1}^N x_j(t ; a_0) \right) (g_i - x_i(t ; a_0)) - \left(b_0 - \sum_{j=1}^N x_j(t ; b_0) \right) (g_i - x_i(t ; b_0)) \\ &= a(t ; a_0)(g_i - x_i(t ; a_0)) - a(t ; b_0)(g_i - x_i(t ; b_0)) \\ &> a(t ; a_0)(g_i - x_i(t ; a_0)) - (a(t ; a_0) + \Gamma\Psi\xi)(g_i - x_i(t ; b_0)) \\ &= a(t ; a_0)(x_i(t ; b_0) - x_i(t ; a_0)) - \xi\Psi\Gamma(g_i - x_i(t ; b_0)) \\ &\geq a(t ; a_0)(x_i(t ; b_0) - x_i(t ; a_0)) - a(t ; a_0)(x_i(t ; b_0) - x_i(t ; a_0)) \cdot 1 = 0 \end{aligned}$$

Note that we have used the definitions of Γ , Ψ and ξ in the last step. With the last calculation, we have obtained the statement

$$\frac{d}{dt} x_i(t ; a_0) - \frac{d}{dt} x_i(t ; b_0) > 0 \quad \forall i \in \{1, \dots, N\}, \quad \forall t \in (\tau - \varepsilon, \tau] .$$

For the time-derivatives of $a(t ; b_0)$ and $a(t ; a_0)$ this means that

$$\begin{aligned} \frac{d}{dt} a(t ; b_0) &= - \sum_{j=1}^N \frac{d}{dt} x_j(t ; b_0) > - \sum_{j=1}^N \frac{d}{dt} x_j(t ; a_0) = \frac{d}{dt} a(t ; a_0) \quad \forall t \in (\tau - \varepsilon, \tau] \\ \Leftrightarrow \frac{d}{dt} a(t ; b_0) - \frac{d}{dt} a(t ; a_0) &> 0 \quad \forall t \in (\tau - \varepsilon, \tau] . \end{aligned}$$

However, by definition of τ , it also holds that $a(\tau - \delta ; b_0) - a(\tau - \delta ; a_0) > 0$ for $0 < \delta < \varepsilon$. Since $\frac{d}{dt} a(t ; b_0) - \frac{d}{dt} a(t ; a_0) > 0$ for $t \in (\tau - \varepsilon, \tau]$ and because of lemma 4.9, it follows that $a(\tau ; b_0) - a(\tau ; a_0) > 0$. This contradicts the definition of τ to be the smallest value such that $a(\tau ; b_0) - a(\tau ; a_0) = 0$. Hence, there is no finite τ for which $a(\tau ; b_0) - a(\tau ; a_0) = 0$, which concludes the proof. \square

A.1.20 Proof for theorem 4.14

By theorem 4.6 it holds that

$$x_i(t ; a_0) = g_i(1 - e^{-k_{a,i} \int_0^t a_0 - \sum_{j=1}^N x_j(s ; a_0) ds}) =: g_i(1 - e^{-k_{a,i} A(t ; a_0)}) ,$$

where we have defined $A(t ; a_0) = \int_0^t a_0 - \sum_{j=1}^N x_j(s ; a_0) ds$. According to lemma 4.13 it holds that $A(t ; a_0) \leq A(t ; b_0)$ for $a_0 \leq b_0$. Thus,

$$x_i(t ; a_0) = g_i(1 - e^{-k_{a,i} A(t ; a_0)}) \leq g_i(1 - e^{-k_{a,i} A(t ; b_0)}) = x_i(t ; b_0) .$$

For the second part of the theorem, we observe that $k_{a,i} \leq k_{a,j}$ implies

$$\frac{x_i(t; a_0)}{g_i} = 1 - e^{-k_{a,i}A(t; a_0)} \leq 1 - e^{-k_{a,j}A(t; a_0)} = \frac{x_j(t; a_0)}{g_j} .$$

□

Proof for lemma 4.16

Because of the integral equations from theorem 4.6 it holds that

$$x_i(a_0) = x_i(\tau; a_0) = g_i(1 - e^{-k_{a,i} \int_0^\tau a_0 - \sum_{j=1}^N x_j(t; a_0) dt}) .$$

Since $0 \leq \sum_{j=1}^N x_j(t; a_0) \leq a_0$ for all $t \in [0, \infty)$, according to theorem 4.10, it follows for all $t \in [0, \infty)$ that

$$\begin{aligned} x_i(t; a_0) &= g_i(1 - e^{-k_{a,i} \int_0^t a_0 - \sum_{j=1}^N x_j(s; a_0) ds}) \\ &\leq g_i(1 - e^{-k_{a,i} \int_0^t a_0 ds}) = g_i(1 - e^{-k_{a,i} a_0 t}) = x_{\text{DF},i}(t; a_0) . \end{aligned}$$

Thus, we have proven the upper bound

$$X(a_0) = \sum_{i=1}^N x_i(a_0) \leq \sum_{i=1}^N x_{\text{DF},i}(a_0) = X_{\text{DF}}(a_0) .$$

But the upper bound also proves that

$$a_*(a_0) = \max\{0; a_0 - X_{\text{DF}}(a_0)\} \leq a_0 - X(a_0) = a_0 - \sum_{j=1}^N x_j(\tau; a_0) .$$

Since all $x_i(t; a_0)$ are strictly monotonically increasing functions of the time t , according to theorem 4.8, it follows that $a_0 - \sum_{j=1}^N x_j(t; a_0)$ is strictly monotonically decreasing. Hence,

$$\begin{aligned} a_*(a_0)\tau &= \int_0^\tau a_*(a_0) dt \leq \int_0^\tau a_0 - \sum_{j=1}^N x_j(t; a_0) dt \\ \Rightarrow X_{\text{DF}}(a_*(a_0)) &= \sum_{i=1}^N g_i(1 - e^{-k_{a,i} a_*(a_0)\tau}) \\ &\leq \sum_{i=1}^N g_i(1 - e^{-k_{a,i} \int_0^\tau a_0 - \sum_{j=1}^N x_j(t; a_0) dt}) = X(a_0) . \end{aligned}$$

□

A.1.21 Proof for theorem 4.17

According to corollary 4.12, $x_i(t; a_0)$ is strictly convex for all $i \in \{1, \dots, N\}$. Thus, $X(t; a_0) = \sum_{i=1}^N x_i(t; a_0)$ is also strictly convex and $a(t; a_0) = a_0 - X(t; a_0)$ is strictly concave. According to theorem 4.8, all $x_i(t; a_0)$ are strictly monotonically increasing, so $a(t; a_0)$ is strictly monotonically decreasing. This implies that $\frac{d}{dt}a(t; a_0) < 0$. From the convexity it thus follows that

$$\frac{da}{dt}(0; a_0) \leq \frac{d}{dt}a(t; a_0) \quad \forall t \in [0, \infty) .$$

From lemma 4.9 it follows that

$$a(t; a_0) - \left(a_0 + t \frac{da}{dt}(0; a_0) \right) \geq 0 \quad \forall t \in [0, \infty) ,$$

which is equivalent to

$$a(t; a_0) \geq \left(a_0 + t \frac{da}{dt}(0; a_0) \right) \geq 0 \quad \forall t \in [0, \infty) .$$

Furthermore, since $a_0 \geq \sum_{i=1}^N x_i(t; a_0)$ for all $t \in [0, \infty)$, according to theorem 4.10, it holds that $a(t; a_0) \geq 0$ for all $t \in [0, \infty)$. This implies

$$\tilde{a}(t; a_0) := \max \left\{ 0; a_0 + t \frac{da}{dt}(0; a_0) \right\} \leq a(t; a_0) \quad \forall t \in [0, \infty) .$$

Next, let us calculate at which point $\tilde{a}(t; a_0) = 0$. For this, we calculate (by using that x solves the multi-epitope accumulation IVP):

$$\begin{aligned} \frac{da}{dt}(0; a_0) &= \frac{d}{dt} \left(a_0 - \sum_{i=1}^N x_i(t; a_0) \right) \Big|_{t=0} \\ &= - \sum_{i=1}^N k_{a,i} \left(a_0 - \sum_{j=1}^N x_j(0; a_0) \right) (g_i - x_i(0; a_0)) \\ &= - \sum_{i=1}^N k_{a,i} a_0 g_i . \end{aligned}$$

Thus,

$$\tilde{a}(t; a_0) = \max \left\{ 0, a_0 - a_0 t \sum_{i=1}^N k_{a,i} g_i \right\} = 0 \quad \Leftrightarrow \quad t \geq \frac{1}{\sum_{i=1}^N k_{a,i} g_i} =: t_0 .$$

Now, we can integrate $\tilde{a}(t; a_0)$ over $[0, \tau]$, where $\tau \geq t_0$:

$$\int_0^\tau \tilde{a}(t; a_0) dt = \int_0^{t_0} a_0 - a_0 t \sum_{i=1}^N k_{a,i} g_i dt + \int_{t_0}^\tau 0 dt = \left[a_0 t - a_0 \frac{t^2}{2} \sum_{i=1}^N k_{a,i} g_i \right]_0^{t_0}$$

$$\begin{aligned}
&= a_0 t_0 \left(1 - \frac{t_0}{2} \sum_{j=1}^N k_{a,i} g_i \right) = \frac{a_0}{\sum_{i=1}^N k_{a,i} g_i} \left(1 - \frac{1}{2 \sum_{i=1}^N k_{a,i} g_i} \sum_{i=1}^N k_{a,i} g_i \right) \\
&= \frac{a_0}{2 \sum_{i=1}^N k_{a,i} g_i} .
\end{aligned}$$

On the other hand, if $\tau < t_0$:

$$\int_0^\tau \tilde{a}(t ; a_0) dt = \int_0^\tau a_0 - a_0 t \sum_{j=1}^N k_{a,i} g_i dt = a_0 \tau \left(1 - \frac{\tau}{2} \sum_{j=1}^N k_{a,i} g_i \right) .$$

Both integration results show that

$$\int_0^\tau \tilde{a}(t ; a_0) dt = \hat{A}(\tau ; a_0) .$$

Since we have already proven that $\tilde{a}(t ; a_0) \leq a(t ; a_0)$ for all $t \in [0, \infty)$, it follows that

$$\tilde{A}(\tau ; a_0) = \int_0^\tau \tilde{a}(t ; a_0) dt \leq \int_0^\tau a(t ; a_0) dt = A(\tau ; a_0) \quad \forall \tau \in [0, \infty) .$$

Thus, it follows that

$$Y(a_0) = \sum_{i=1}^N g_i (1 - e^{-k_{a,i} \tilde{A}(\tau ; a_0)}) \leq \sum_{i=1}^N g_i (1 - e^{-k_{a,i} A(\tau ; a_0)}) = X(a_0) .$$

The remaining bounds follow from theorem 4.10 and lemma 4.16. \square

A.1.22 Proof for proposition 4.18

To keep the notation short, we will drop the parameters $\{g_i\}_{i=1}^N$ and $\{k_{a,i}\}_{i=1}^N$ as extra arguments for the models, since they are always the same.

Since $a(t ; \alpha_{0,i})$ is a strictly convex, monotonically decreasing function of t , as shown in proof A.1.21, it follows that

$$a(\tau ; \alpha_{0,i}) = \alpha_{0,i} - X(\alpha_{0,i}) = \alpha_{0,i} - \chi_i \leq a(t ; \alpha_{0,i}) \quad \forall t \in [0, \tau] , \forall i \in \{0, \dots, m\} .$$

It follows that

$$(\alpha_{0,i} - \chi_i) \tau = \int_0^\tau \alpha_{0,i} - \chi_i dt \leq A(t ; \alpha_{0,i}) \quad \forall i \in \{1, \dots, m\} .$$

Thus, it holds for all $i \in \{1, \dots, m\}$ that

$$\begin{aligned}
X_{\text{DF}}(\alpha_{0,i} - \chi_i) &= \sum_{j=1}^N g_j (1 - e^{-k_{a,j} (\alpha_{0,i} - \chi_i) \tau}) \\
&\leq \sum_{j=1}^N g_j (1 - e^{-k_{a,j} A(\tau ; \alpha_{0,i})}) = X(\alpha_{0,i}) \stackrel{\text{def}}{=} X_{\text{DF}}(\beta_{0,i}) .
\end{aligned}$$

Finally, since $X_{\text{DF}}(\tau ; a)$ is a monotonically increasing function for a , it follows that $\alpha_{0,i} - \chi_i$ is a lower bound for $\beta_{0,i}$ such that $X_{\text{DF}}(\beta_{0,i}) = X(\alpha_{0,i})$.

Again, since $a(t ; \alpha_0)$ is a convex function of t , it holds by the definition of convexity that

$$\alpha_{0,i} - t \frac{\alpha_{0,i} - a(\tau ; \alpha_0)}{\tau} \geq a(t ; \alpha_0) \quad \forall t \in [0, \tau], \forall i \in \{1, \dots, m\} .$$

By definition of $a(t ; a_0) = a_0 - X(t ; a_0)$, it holds for all $i \in \{0, \dots, m\}$ that

$$a(\tau ; \alpha_{0,i}) = \alpha_{0,i} - X(\alpha_{0,i}) = \alpha_{0,i} - \chi_i .$$

Thus, it holds for all $i \in \{1, \dots, m\}$ and all $t \in [0, \tau]$ that

$$a(t ; \alpha_{0,i}) \leq \alpha_{0,i} - t \frac{\alpha_{0,i} - a(\tau ; \alpha_0)}{\tau} = \alpha_{0,i} - \frac{t}{\tau} \chi_i .$$

Hence,

$$A(\tau ; \alpha_{0,i}) = \int_0^\tau a(\tau ; \alpha_{0,i}) dt \leq \int_0^\tau \alpha_{0,i} - \frac{t}{\tau} \chi_i dt = \left(\alpha_{0,i} - \frac{\chi_i}{2} \right) \tau \quad \forall i \in \{1, \dots, m\} .$$

It follows for all $i \in \{1, \dots, m\}$ that

$$\begin{aligned} X_{\text{DF}}(\beta_{0,i}) &\stackrel{\text{def}}{=} X(\alpha_{0,i}) = \sum_{j=1}^N g_j (1 - e^{-k_{a,j} A(\tau ; \alpha_{0,i})}) \\ &\leq \sum_{j=1}^N g_j (1 - e^{-k_{a,j} (\alpha_{0,i} - \frac{\chi_i}{2}) \tau}) = X_{\text{DF}}(\alpha_{0,i} - \frac{1}{2} \chi_i) . \end{aligned}$$

This proves that $\alpha_{0,i} - \frac{1}{2} \chi_i$ is an upper bound for the transformed initial antibody concentrations $\beta_{0,i}$. \square

A.2 Additional calculations

A.2.1 Separation of variables for lemma 3.2

The differential equation

$$\frac{d}{dt} x(t) = k_a (a_0 - x(t))(g - x(t))$$

is separable. Thus, by separation of variables

$$1 = \frac{\frac{d}{dt} x(t)}{k_a (a_0 - x(t))(g - x(t))} ,$$

where we assume $x(t) < a_0$ and $x(t) < g$ by choice of the initial value $x(0) = 0$, it follows that

$$\int_0^t 1 d\tau = \int_0^t \frac{\frac{d}{d\tau} x(\tau)}{k_a (a_0 - x(\tau))(g - x(\tau))} d\tau = \int_{x(0)}^{x(t)} \frac{1}{k_a (a_0 - y)(g - y)} dy .$$

In the last step, we have used integration by substitution. Next, we plug in the initial value $x(0) = 0$ and factor out the coefficient $\frac{1}{k_a}$ to obtain

$$t = \frac{1}{k_a} \int_0^{x(t)} \frac{1}{(a_0 - y)(g - y)} dy .$$

We can solve the integral by decomposing the fraction. Since $a_0 \neq g$, it holds that

$$\frac{1}{(a_0 - y)(g - y)} = \frac{1}{a_0 - g} \left(\frac{1}{g - y} - \frac{1}{a_0 - y} \right) .$$

Thus, we obtain:

$$\begin{aligned} t &= \frac{1}{k_a} \int_0^{x(t)} \frac{1}{(a_0 - y)(g - y)} dy = \frac{1}{k_a(a_0 - g)} \int_0^{x(t)} \frac{1}{g - y} - \frac{1}{a_0 - y} dy \\ &= \frac{1}{k_a(a_0 - g)} \left(\int_0^{x(t)} \frac{1}{g - y} dy - \int_0^{x(t)} \frac{1}{a_0 - y} dy \right) \\ &= \frac{1}{k_a(a_0 - g)} (-\ln(g - x(t)) + \ln(g) + \ln(a_0 - x(t)) - \ln(a_0)) \\ &= \frac{1}{k_a(a_0 - g)} \ln \left(\frac{g(a_0 - x(t))}{a_0(g - x(t))} \right) . \end{aligned}$$

Now, we can solve this equation for $x(t)$:

$$\begin{aligned} \Rightarrow \quad k_a(a_0 - g)t &= \ln \left(\frac{g(a_0 - x(t))}{a_0(g - x(t))} \right) \quad \Rightarrow \quad \frac{g(a_0 - x(t))}{a_0(g - x(t))} = e^{k_a(a_0 - g)t} \\ &\Rightarrow \quad a_0g - gx(t) = a_0ge^{k_a(a_0 - g)t} - a_0x(t)e^{k_a(a_0 - g)t} \\ \Rightarrow \quad x(t)(a_0e^{k_a(a_0 - g)t} - g) &= a_0ge^{k_a(a_0 - g)t} - a_0g \quad \Rightarrow \quad x(t) = \frac{a_0g - a_0ge^{k_a(a_0 - g)t}}{g - a_0e^{k_a(a_0 - g)t}} . \end{aligned}$$

Thus, we have obtained the solution presented in lemma 3.2.

A.2.2 Separation of variables for lemma 3.3

If $a_0 = g$, the accumulation model reduces to

$$\frac{d}{dt}x(t) = k_a(g - x(t))^2 ,$$

which is separable (assuming $x(t) < g$):

$$1 = \frac{\frac{d}{dt}x(t)}{k_a(g - x(t))^2} .$$

With the initial value $x(0) = 0$ it follows that:

$$\begin{aligned} t &= \int_0^t 1 d\tau = \int_0^t \frac{\frac{d}{d\tau}x(\tau)}{k_a(g - x(\tau))^2} d\tau = \int_{x(0)}^{x(t)} \frac{1}{k_a(g - y)^2} dy = \frac{1}{k_a} \int_0^{x(t)} \frac{1}{(y - g)^2} dy \\ &= \frac{1}{k_a} \left(-\frac{1}{x(t) - g} + \frac{1}{g} \right) = -\frac{x(t)}{k_a g (x(t) - g)} = -\frac{1}{k_a g - \frac{k_a g^2}{x(t)}}. \end{aligned}$$

Now, we can solve for $x(t)$:

$$\begin{aligned} \Rightarrow \quad \frac{k_a g^2 t}{x(t)} - k_a g t &= 1 \quad \Rightarrow \quad \frac{x(t)}{k_a g^2 t} = \frac{1}{1 + k_a g t} \\ \Rightarrow \quad x(t) &= \frac{k_a g^2 t}{1 + k_a g t} = \frac{g}{1 + \frac{1}{k_a g t}}. \end{aligned}$$

This is the solution presented in lemma 3.3.