

Unveiling Visual Biases in Audio-Visual Localization Benchmarks

Liangyu Chen Zihao Yue Boshen Xu Qin Jin*

Renmin University of China
{liangyuchen,yzihao,boshenx,qjin}@ruc.edu.cn

Abstract. Audio-Visual Source Localization (AVSL) aims to localize the source of sound within a video. In this paper, we identify a significant issue in existing benchmarks: the sounding objects are often easily recognized based solely on visual cues, which we refer to as visual bias. Such biases hinder these benchmarks from effectively evaluating AVSL models. To further validate our hypothesis regarding visual biases, we examine two representative AVSL benchmarks, VGG-SS and Epic-Sounding-Object, where the vision-only models outperform all audio-visual baselines. Our findings suggest that existing AVSL benchmarks need further refinement to facilitate audio-visual learning.

Keywords: Audio-visual learning · Audio-visual sound localization · Benchmark

1 Introduction

Audio-Visual Source Localization (AVSL) [1,35,36] aims to ground the sounding objects in the visual scene. This task assesses an AI system’s ability to correlate sound with corresponding visuals, potentially benefiting various downstream applications, such as VR/AR. As one of the key tasks of audio-visual learning, AVSL has been widely investigated over time. Research spans across semi-supervised [10,27], weakly-supervised [19,26], and self-supervised settings [2,17,19,22–25,32,34], covering scenarios including both first-person [15] and third-person visual views [27].

However, despite the growing number of model algorithms developed for the AVSL task [2,14,17,23–26,31,32,34], the benchmarks commonly used for performance validation have not been thoroughly examined. Beyond issues of the limited data scale and domain diversity, this paper addresses a fundamental question: *do we really need audio information for sounding object localization* in these benchmarks? For example, when a video shows someone playing an instrument, the source of the sounding object can often be easily deduced from the visual context alone. Similarly, in scenes where someone is cooking in the kitchen, the sounds are likely to originate from human activities such as washing

* Corresponding author.

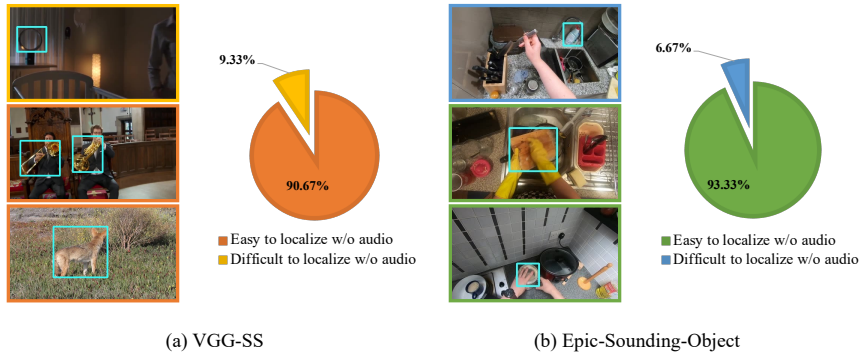


Fig. 1: Illustration of visual biases in AVSL benchmarks. Over 90% sound sources can be accurately identified using only visual information in each randomly sampled set of 300 videos from VGG-SS and Epic-Sounding-Object, respectively.

and chopping vegetables. Through our extensive observation over two representative AVSL benchmarks, VGG-SS [2, 34] and Epic-Sounding-Object [15], we surprisingly find that in nearly 90% cases, the sound source can be accurately inferred using only visual information, as shown in Fig. 1. Such biases towards visually recognizable sounding objects, referred to as visual bias in this paper, hinder existing benchmarks from providing useful feedback for the development of audio-visual models.

To further confirm the visual biases widely present in existing benchmarks [15, 27], we investigate how well vision-only models (i.e., models with only visual input) perform on the AVSL task. For the third-person view VGG-SS [27] benchmark, to handle the diverse in-the-wild test data, we validate with Large Vision-Language Models (LVLMs) that possess general visual understanding and commonsense reasoning capabilities, particularly, MiniGPT-v2 [4]. For Epic-Sounding-Object [15], where the data is primarily about human hand activities in the kitchen, we assume that simply identifying hand-object interactions (HOI) can often correctly pinpoint the sounding area, and adopt an HOI detector [29] for validation. As demonstrated by our experiment results, these vision-only models without any audio information provided outperform existing models on both AVSL benchmarks. This further validates our hypothesis about visual biases in existing benchmarks. Beyond initial results, we also provide in-depth discussion with qualitative results and suggestions for further benchmark improvements. We hope our findings can shed some light on further exploration of the AVSL task and more general audio-visual learning tasks.

2 Related Works

Learning to localize sound sources in videos, a task known as Audio-Visual Source Localization (AVSL), has attracted considerable research interest. Early

works focus on shallow probabilistic models [9, 12, 18] or Canonical Correlation Analysis (CCA) [16]. With the development of deep neural networks and algorithms, self-supervised [2, 14, 15, 22–25, 31, 32, 34], weakly-supervised [19, 26], and semi-supervised methods [10, 27, 28] have been widely explored over time. For example, Sun et al. [32] addresses the issue of false negative samples in self-supervised contrastive learning; Guo et al. [10] explores a semi-supervised setting, leveraging a small amount of supervised training data to enhance audio-visual localization. In contrast to methodologies, AVSL benchmarks have received comparatively less research attention. Existing efforts on AVSL benchmarks typically fall into two categories: benchmarks focusing on videos collected from daily-life videos from the third-person view [2, 27, 28, 34], and benchmarks focusing on egocentric videos covering human activities from the first-person view [15]. In this paper, we focus on two representative benchmarks, third-person view VGG-SS [2, 34], and first-person view Epic-Sounding-Object [15].

3 VGG-SS: Sounding Bias from Visual Common Sense

VGG-SS [2, 34] is an AVSL benchmark that covers a wide range of daily scenes from the third-person view. It is derived from the large-scale video dataset VGG-Sound [3] and includes 5,158 ten-second video clips with audio. Each clip is annotated with bounding boxes on the middle frame for the AVSL task. In this section, we investigate the visual biases observed in VGG-SS.

3.1 Observation and Analysis

Ideally, test data should evaluate how well a model can identify the objects associated with a given sound among multiple possible candidates. However, based on our observations of some examples in VGG-SS, the videos typically contain only simple scenes and objects, such as a person playing an instrument or a train passing by, offering a limited number of potential candidates for sound attribution. Furthermore, with basic commonsense knowledge—such as instruments being more likely to make sounds than furniture, and moving objects being more likely to produce sounds than static ones—the sounding source in videos can often be easily distinguished based solely on visual information. We wonder whether such visual bias exists significantly in the benchmark. Therefore, we conduct a simple user study first. We randomly sample 300 videos from VGG-SS dataset and ask annotators whether the ground truth sounding source can be identified given only visual information, with each video annotated once. As shown in Fig. 1, nearly 90% of the videos demonstrate clearly visual cues that make sounding source easily identified even without the audio. Such results intensify our concerns about the significant visual bias present in the VGG-SS dataset, casting doubt on the benchmark’s effectiveness in evaluating AVSL models. To further investigate the impact of visual bias on benchmark evaluation, we conduct experiments using models with only visual input, comparing their performance to existing models specifically designed for the AVSL task.

Table 1: Model performance on VGG-SS. Gray: results from a semi-supervised model that utilize partial test set data for training.

Method	Training Data	CIoU@0.5	AUC
Attention10k (CVPR 2018) [27, 28]		18.50	30.20
Hardway (CVPR 2021) [2, 34]		34.40	38.20
EZVSL (ECCV 2022) [25]		34.38	37.70
SLAVC (NeurIPS 2022) [24]	VGG-Sound 144k	37.22	39.46
SSPL (CVPR 2022) [31]		33.90	38.00
SSL-TIE (ACMMM 2022) [23]		38.60	39.60
FNAC (CVPR 2023) [32]		39.50	39.66
DMT (NeurIPS 2023) [10]	VGG-Sound 144k, VGG-SS-4k	48.80	45.76
MiniGPT-v2	-	48.88	49.07

3.2 Experiments

Model. We choose MiniGPT-v2 [4] as the vision-only model. Building upon large vision and language models [8, 33] and pretrained with diverse vision-language tasks, it is not only proficient in general vision-language understanding and reasoning, but also capable of visual elements grounding. For grounding tasks, the model autoregressively generates a sequence of four values representing the coordinates of the top-left and bottom-right corners of the bounding box. To adapt the model to the AVSL task, we prompt the model to locate the most likely sounding source in the given video frame. Since the model occasionally fails to follow instructions accurately, we construct a pseudo training corpus by rephrasing the MSCOCO [21] detection data to instruction data, which helps to better align the model with the desired task output format. We finetune the model on the pseudo training data for 10 epochs with LoRA [13].

Baselines and Evaluation. We use recent models benchmarked on VGG-SS as our baselines, including Attention10k [27, 28], Hardway [2, 34], EZVSL [25], SLAVC [24], SSPL [31], SSL-TIE [23], and FNAC [32], all of which adopt unsupervised contrastive learning frameworks for audio-visual learning. Among them, FNAC serves as the strongest baseline with false negatives suppression and true negatives enhancement. Moreover, we also include a recently proposed semi-supervised framework DMT [10], which utilizes about 80% of the VGG-SS test data for training and reports the performance evaluated on the remaining data. All results are obtained from the original papers. Following previous works [27, 28], we adopt the Consensus IoU (CIoU) and AUC as metrics for model evaluation, with a cIoU threshold of 0.5.

Results. Tab. 1 presents the results of different models on the VGG-SS benchmark, where our vision-only MiniGPT-v2 model obviously outperforms all ASVL baselines, and even surpasses the semi-supervised model DMT trained with about 80% of the test set data. This demonstrates that models can achieve competitive performance using only visual information, without the need for au-

Table 2: Model performance on Epic-Sounding-Object.

Method	Training Data	CIoU@0.2	AUC
Attention10k (CVPR 2018) [27, 28]		7.12	6.42
STM (BMVC 2021) [19]		12.10	8.87
Hardway (CVPR 2021) [2, 34]	Epic-Kitchen	24.51	13.38
Mix (CVPR 2022) [14]		26.01	15.39
SSPL (CVPR 2022) [31]		13.62	9.56
EgoLoc (CVPR 2023) [15]		38.71	18.38
HOID		DOH100k [29]	32.53
HOID	DOH100k [29], Ego [5, 6, 20, 30]	43.54	43.30

dio information input, further confirming our hypothesis about the visual bias in the VGG-SS benchmark.

4 Epic-Sounding-Object: Sounding Bias from Hand-Object Interaction

Epic-Sounding-Object [15] is a first-person AVSL benchmark mainly capturing scenes in kitchens. It is derived from the large-scale egocentric video dataset Epic-Kitchens [5, 6]. It contains 3,172 video clips, most of which have an average duration of less than 3 seconds. Each clip is annotated with bounding boxes for the AVSL task on the middle frames. This section investigates the visual biases in Epic-Sounding-Object benchmark.

4.1 Observation and Analysis

In the egocentric videos in kitchens, sounding objects can often be identified using solely visual information as well. Sounds in a kitchen typically originate from human activities, such as chopping vegetables or washing dishes, while static objects are more likely to remain silent. Moreover, people familiar with cooking can easily discern which kitchen utensils are more likely to produce sounds. As a result, locating the sound source in kitchen videos is not a difficult task, even without audio information. Our manual review of over 300 random samples further confirms this point—in more than 90% of the cases, the sound source could be accurately inferred (consistent with the ground truth) using only visual information.

However, kitchen scenes pose greater complexity compared to those in VGG-SS, featuring more and diverse objects that demand fine-grained visual understanding from models and introduce more candidates for distinction. Moreover, unlike the naturally sounding objects in VGG-SS, such as musical instruments and animals, the sound sources in Epic-Sounding-Objects, such as object collisions or boiling water, are less intuitive and straightforward, presenting more challenges for simple visual commonsense reasoning to identify. Consequently,




Fig. 2: Qualitative results on VGG-SS. Top: well-performed cases; Bottom: failure cases.



Fig. 3: Qualitative results on multi-source audio-visual localization data.

reasoning sound sources from kitchen videos generally presents greater challenges for models. However, we find that Epic-Sounding-Objects primarily focus on human actions, especially hand activities, suggesting that simply locating the

interactions between hands and objects can likely pinpoint the correct sound source. Therefore, in this section, we utilize a Human-Object Interaction (HOI) detector [29] to analyze the visual bias within this benchmark.

4.2 Experiments

Model. We employ Hand Object Interaction Detector (HOID) [29], an HOI detection model with a ResNet-101 [11] backbone pretrained on ImageNet [7], for AVSL benchmark validation. We test two versions of HOID, a basic version pretrained on a general domain dataset DOH100k [29], and an enhanced version additionally pretrained with 42K egocentric data [5, 6, 20, 30] to better generalize to egocentric HOI detection.

Baselines and Evaluation. We compare HOID with several recent baselines on Epic-Sounding-Object, including Attention10k [27, 28], STM [19], Hardway [2, 34], Mix [14] and EgoLoc [15]. Following previous works [15], we use CIoU@0.2 and AUC as metrics on Epic-Sounding-Object.

Results. As shown in Tab. 2, both HOID models perform well on the Epic-Sounding-Object benchmark, and the enhanced version trained with egocentric data outperforms all baselines by a large margin. This demonstrates that simply identifying hand-object interactions can often correctly localize the sound source in Epic-Sounding-Object benchmark, revealing an obvious visual bias that diminishes the benchmark’s suitability for validating AVSL models.

5 Discussion

This section presents our observations on VGG-SS and Epic-Sounding-Object, along with qualitative results. Based on these observations, we propose suggestions for future improvements to the benchmarks.

VGG-SS. We provide some qualitative results of MiniGPT-v2 on VGG-SS. As shown in Fig. 2 (Top), given only video frames, the model accurately identifies the sound sources in these videos, such as animals and musical instruments. It is reasonable to expect that MiniGPT-v2 can easily pinpoint these targets, as they are typically recognized as naturally sounding objects and serve as the main subjects in the video. Another interesting finding is that MiniGPT-v2 exhibits potential in multi-source localization as well, as shown in Fig. 3. However, Fig. 2 (Bottom) illustrates some failure cases where the model struggles with only video frames as input: (1) the reasoning of sound source relies on the video motion, which cannot be captured from a single frame (Row 1); (2) the target objects are difficult to distinguish or easily confused (Row 2); and (3) multiple potential sounding objects present simultaneously (Row 3). While the first type of failure case can be addressed by utilizing a video model to handle motion information, the remaining cases require audio information for the model to accurately determine the true sounding source in a video.

Epic-Sounding-Object. As most of the sound sources in Epic-Sounding-Object are directly linked to interactions between hands and objects, a simple HOI detection method achieves precise localization in many cases, as illustrated in Fig. 4




Fig. 4: Qualitative results on Epic-Sounding-Object. Top: well-performed cases; Bottom: failure cases.

(Top), highlighting the visual bias present in this benchmark. However, as shown in Fig. 4 (Bottom), for data instances without such visual biases, i.e., the sounding objects are not in contact with the hands, the HOI detector often fails to locate the target. In these cases, audio information typically becomes crucial for sounding object localization.

Future Benchmark Improvement. By hacking the existing benchmarks with vision-only models, we demonstrate that these benchmarks are plagued by significant visual biases that hinder their effectiveness in evaluating audio-visual models. As observed from the qualitative cases above, successfully predicted cases typically exhibit more visual biases than failure ones. This suggests that a straightforward strategy to mitigate visual biases and enhance the benchmarks is to filter out the data that can be easily hacked by vision-only models. We leave this for further investigation.

6 Conclusion

In this paper, we revealed some significant visual biases in Audio-Visual Source Localization (AVSL) benchmarks. We first demonstrated that visual information alone can often suffice for accurately localizing the sounding objects within visual

scenes through a simple user study. We further validated the presence of such visual biases in two representative AVSL benchmarks through experiments using vision-only models without audio input like MiniGPT-v2 and a hand-object interaction detector (HOID), which surpassed all other AVSL models. These findings suggest a need for benchmark refinement to better support audio-visual learning and other audio-visual downstream tasks.

References

1. Arandjelovic, R., Zisserman, A.: Look, listen and learn. In: Proceedings of the IEEE international conference on computer vision. pp. 609–617 (2017)
2. Chen, H., Xie, W., Afouras, T., Nagrani, A., Vedaldi, A., Zisserman, A.: Localizing visual sounds the hard way. In: Proceedings of the IEEE/CVF conference on computer vision and pattern recognition. pp. 16867–16876 (2021)
3. Chen, H., Xie, W., Vedaldi, A., Zisserman, A.: Vggsound: A large-scale audio-visual dataset. In: ICASSP 2020-2020 IEEE International Conference on Acoustics, Speech and Signal Processing (ICASSP). pp. 721–725. IEEE (2020)
4. Chen, J., Zhu, D., Shen, X., Li, X., Liu, Z., Zhang, P., Krishnamoorthi, R., Chandra, V., Xiong, Y., Elhoseiny, M.: Minigpt-v2: large language model as a unified interface for vision-language multi-task learning. arXiv preprint arXiv:2310.09478 (2023)
5. Damen, D., Doughty, H., Farinella, G.M., Fidler, S., Furnari, A., Kazakos, E., Moltisanti, D., Munro, J., Perrett, T., Price, W., et al.: The epic-kitchens dataset: Collection, challenges and baselines. *IEEE Transactions on Pattern Analysis and Machine Intelligence* **43**(11), 4125–4141 (2020)
6. Damen, D., Doughty, H., Farinella, G.M., Furnari, A., Kazakos, E., Ma, J., Moltisanti, D., Munro, J., Perrett, T., Price, W., et al.: Rescaling egocentric vision: Collection, pipeline and challenges for epic-kitchens-100. *International Journal of Computer Vision* pp. 1–23 (2022)
7. Deng, J., Dong, W., Socher, R., Li, L.J., Li, K., Fei-Fei, L.: Imagenet: A large-scale hierarchical image database. In: 2009 IEEE conference on computer vision and pattern recognition. pp. 248–255. Ieee (2009)
8. Dosovitskiy, A., Beyer, L., Kolesnikov, A., Weissenborn, D., Zhai, X., Unterthiner, T., Dehghani, M., Minderer, M., Heigold, G., Gelly, S., et al.: An image is worth 16x16 words: Transformers for image recognition at scale. arXiv preprint arXiv:2010.11929 (2020)
9. Fisher III, J.W., Darrell, T., Freeman, W., Viola, P.: Learning joint statistical models for audio-visual fusion and segregation. *Advances in neural information processing systems* **13** (2000)
10. Guo, Y., Ma, S., Su, H., Wang, Z., Zhao, Y., Zou, W., Sun, S., Zheng, Y.: Dual mean-teacher: An unbiased semi-supervised framework for audio-visual source localization. *Advances in Neural Information Processing Systems* **36** (2024)
11. He, K., Zhang, X., Ren, S., Sun, J.: Deep residual learning for image recognition. In: Proceedings of the IEEE conference on computer vision and pattern recognition. pp. 770–778 (2016)
12. Hershey, J., Movellan, J.R.: Audio-vision: Locating sounds via audio-visual synchrony. *Advances in Neural Information Processing Systems* **12** (1999)
13. Hu, E.J., Shen, Y., Wallis, P., Allen-Zhu, Z., Li, Y., Wang, S., Wang, L., Chen, W.: Lora: Low-rank adaptation of large language models. arXiv preprint arXiv:2106.09685 (2021)

14. Hu, X., Chen, Z., Owens, A.: Mix and localize: Localizing sound sources in mixtures. In: Proceedings of the IEEE/CVF Conference on Computer Vision and Pattern Recognition. pp. 10483–10492 (2022)
15. Huang, C., Tian, Y., Kumar, A., Xu, C.: Egocentric audio-visual object localization. In: Proceedings of the IEEE/CVF Conference on Computer Vision and Pattern Recognition. pp. 22910–22921 (2023)
16. Izadinia, H., Saleemi, I., Shah, M.: Multimodal analysis for identification and segmentation of moving-sounding objects. *IEEE Transactions on Multimedia* **15**(2), 378–390 (2012)
17. Kidron, E., Schechner, Y.Y., Elad, M.: Pixels that sound. In: 2005 IEEE Computer Society Conference on Computer Vision and Pattern Recognition (CVPR’05). vol. 1, pp. 88–95. IEEE (2005)
18. Kidron, E., Schechner, Y.Y., Elad, M.: Pixels that sound. In: 2005 IEEE Computer Society Conference on Computer Vision and Pattern Recognition (CVPR’05). vol. 1, pp. 88–95. IEEE (2005)
19. Li, S., Tian, Y., Xu, C.: Space-time memory network for sounding object localization in videos. arXiv preprint arXiv:2111.05526 (2021)
20. Li, Y., Liu, M., Rehg, J.M.: In the eye of beholder: Joint learning of gaze and actions in first person video. In: Proceedings of the European conference on computer vision (ECCV). pp. 619–635 (2018)
21. Lin, T.Y., Maire, M., Belongie, S., Hays, J., Perona, P., Ramanan, D., Dollár, P., Zitnick, C.L.: Microsoft coco: Common objects in context. In: Computer Vision—ECCV 2014: 13th European Conference, Zurich, Switzerland, September 6–12, 2014, Proceedings, Part V 13. pp. 740–755. Springer (2014)
22. Lin, Y.B., Tseng, H.Y., Lee, H.Y., Lin, Y.Y., Yang, M.H.: Unsupervised sound localization via iterative contrastive learning. *Computer Vision and Image Understanding* **227**, 103602 (2023)
23. Liu, J., Ju, C., Xie, W., Zhang, Y.: Exploiting transformation invariance and equivariance for self-supervised sound localisation. In: Proceedings of the 30th ACM International Conference on Multimedia. pp. 3742–3753 (2022)
24. Mo, S., Morgado, P.: A closer look at weakly-supervised audio-visual source localization. *Advances in Neural Information Processing Systems* **35**, 37524–37536 (2022)
25. Mo, S., Morgado, P.: Localizing visual sounds the easy way. In: European Conference on Computer Vision. pp. 218–234. Springer (2022)
26. Mo, S., Tian, Y.: Audio-visual grouping network for sound localization from mixtures. In: Proceedings of the IEEE/CVF Conference on Computer Vision and Pattern Recognition. pp. 10565–10574 (2023)
27. Senocak, A., Oh, T.H., Kim, J., Yang, M.H., Kweon, I.S.: Learning to localize sound source in visual scenes. In: Proceedings of the IEEE Conference on Computer Vision and Pattern Recognition. pp. 4358–4366 (2018)
28. Senocak, A., Oh, T.H., Kim, J., Yang, M.H., Kweon, I.S.: Learning to localize sound sources in visual scenes: Analysis and applications. *IEEE transactions on pattern analysis and machine intelligence* **43**(5), 1605–1619 (2019)
29. Shan, D., Geng, J., Shu, M., Fouhey, D.F.: Understanding human hands in contact at internet scale. In: Proceedings of the IEEE/CVF conference on computer vision and pattern recognition. pp. 9869–9878 (2020)
30. Sigurdsson, G.A., Gupta, A., Schmid, C., Farhadi, A., Alahari, K.: Actor and observer: Joint modeling of first and third-person videos. In: proceedings of the IEEE conference on computer vision and pattern recognition. pp. 7396–7404 (2018)

31. Song, Z., Wang, Y., Fan, J., Tan, T., Zhang, Z.: Self-supervised predictive learning: A negative-free method for sound source localization in visual scenes. arXiv preprint arXiv:2203.13412 (2022)
32. Sun, W., Zhang, J., Wang, J., Liu, Z., Zhong, Y., Feng, T., Guo, Y., Zhang, Y., Barnes, N.: Learning audio-visual source localization via false negative aware contrastive learning. In: Proceedings of the IEEE/CVF Conference on Computer Vision and Pattern Recognition. pp. 6420–6429 (2023)
33. Touvron, H., Martin, L., Stone, K., Albert, P., Almahairi, A., Babaei, Y., Bashlykov, N., Batra, S., Bhargava, P., Bhosale, S., et al.: Llama 2: Open foundation and fine-tuned chat models. arXiv preprint arXiv:2307.09288 (2023)
34. Vedaldi, A., Chen, H., Xie, W., Afouras, T., Nagrani, A., Zisserman, A.: Localizing visual sounds the hard way. In: TPAMI. Institute of Electrical and Electronics Engineers (2021)
35. Wei, Y., Hu, D., Tian, Y., Li, X.: Learning in audio-visual context: A review, analysis, and new perspective. arXiv preprint arXiv:2208.09579 (2022)
36. Zhu, H., Luo, M.D., Wang, R., Zheng, A.H., He, R.: Deep audio-visual learning: A survey. *International Journal of Automation and Computing* **18**(3), 351–376 (2021)