

Reconstructing semi-directed level-1 networks using few quarnets[★]

Martin Frohn^a, Niels Holtgreffe^{b,*}, Leo van Iersel^b, Mark Jones^b, Steven Kelk^a

^aDepartment of Advanced Computing Sciences, Maastricht University, Paul-Henri Spaaklaan 1, Maastricht, 6229 EN, the Netherlands

^bDelft Institute of Applied Mathematics, Delft University of Technology, Mekelweg 4, Delft, 2628 CD, the Netherlands

Abstract

Semi-directed networks are partially directed graphs that model evolution where the directed edges represent reticulate evolutionary events. We present an algorithm that reconstructs binary n -leaf semi-directed level-1 networks in $\mathcal{O}(n^2)$ time from its quarnets (4-leaf subnetworks). Our method assumes we have direct access to all quarnets, yet uses only an asymptotically optimal number of $\mathcal{O}(n \log n)$ quarnets. Under group-based models of evolution with the Jukes-Cantor or Kimura 2-parameter constraints, it has been shown that only four-cycle quarnets and the splits of the other quarnets can practically be inferred with high accuracy from nucleotide sequence data. Our algorithm uses only this information, assuming the network contains no triangles. Additionally, we provide an $\mathcal{O}(n^3)$ time algorithm that reconstructs the blobtree (or tree-of-blobs) of any binary n -leaf semi-directed network with unbounded level from $\mathcal{O}(n^3)$ splits of its quarnets.

Keywords: Phylogenetics, Semi-directed network, Quarnets, Tree-of-blobs, Blobtree, Splits

1. Introduction

Phylogenetic networks are graphs that model the evolutionary history of taxa. These networks are more versatile than phylogenetic trees since they allow for reticulate events such as hybridization and horizontal gene transfer. A major challenge in phylogenetics is the construction of networks that best fit available data. Currently, quartets (4-leaf subtrees) play a large role in network construction algorithms such as SNaQ [1] and NANUQ [2]. In both these methods the aim is to construct the semi-directed topology of a phylogenetic network (see Figure 1). Such structures only model the direction of evolutionary change for reticulate events while the location of the root of the network is unknown. One of the simplest types of semi-directed networks are *level-1* networks, meaning they contain only tree-like parts and isolated cycles with a single reticulation.

At the expense of containing less evolutionary information than their directed counterparts, semi-directed level-1 networks show favourable identifiability results under several models [3, 4, 5, 6]. Particularly interesting for this paper are results from [7, 8, 9] showing that semi-directed triangle-free level-1 networks can be identified under certain group-based models of evolution (Jukes-Cantor, Kimura-2, and Kimura-3). That is, under these models, it is theoretically possible to infer a semi-directed triangle-free level-1 network using only nucleotide sequence data. These results are proved using identifiability results on level-1 quarnets (4-leaf subnetworks, see Figure 2) and then puzzling these together to get identifiability of any n -leaf network. This suggests that the quarnets of a semi-directed level-1 network might be a viable tool for construction methods. Very recent work by Huber et al. [10] supports this idea, showing that all semi-directed level-1 and level-2 networks can be distinguished by the quarnets they display.

Huebler et al. [11] already described two algorithms that reconstruct an n -leaf semi-directed level-1 network using all of its quarnets but full correctness was not formally proved. Their first algorithm repeatedly attaches a new leaf

[★]This work was supported by grants OCENW.M.21.306 and OCENW.KLEIN.125 of the Dutch Research Council (NWO).

*Corresponding author

Email addresses: martin.frohn@maastrichtuniversity.nl (Martin Frohn), n.a.l.holtgreffe@tudelft.nl (Niels Holtgreffe), l.j.j.vaniersel@tudelft.nl (Leo van Iersel), m.e.l.jones@tudelft.nl (Mark Jones), steven.kelk@maastrichtuniversity.nl (Steven Kelk)

to the network, while the other one recursively inserts exterior structures of the network. Both these algorithms use all $\Theta(n^4)$ quarnets and run in $\Omega(n^6)$ time in the worst case. This is in stark contrast with the best algorithms that reconstruct binary phylogenetic trees from quartets. Assuming direct access to all quartets is available, this can be done in $\mathcal{O}(n \log n)$ time, while using only $\mathcal{O}(n \log n)$ quartets [12, 13]. Here, assuming direct access means that an ‘oracle’ is available from which the algorithm can query a quartet on any set of leaves.

In this paper, we improve the bounds of [11] to bounds similar to tree reconstruction, utilizing only ‘practically identifiable’ information of the quarnets. In particular, we present an algorithm that reconstructs an n -leaf semi-directed level-1 network using $\mathcal{O}(n \log n)$ quarnets (again assuming direct access to all quarnets), and running in $\mathcal{O}(n^2)$ time. Similar to trees, we show that one needs $\Omega(n \log n)$ quarnets, thus proving optimality of the number of quarnets that are used. Our algorithm works by repeatedly attaching leaves to construct a canonical form of a network while using only the splits of the quarnets. Subsequently, the triangles in this canonical form can be inferred from the triangles in the quarnets, whereas the four-cycle quarnets are used to determine the remaining parts of the larger cycles. The structure of our algorithm aligns nicely with recent work by Barton et al. [14] and Martin, Moulton, and Leggett [15]. They present evidence that in practice it is hard to locate triangles in quarnets under the Jukes-Cantor [14, 15] and Kimura 2-parameter [15] group-based models of evolution. That is, under those models only four-cycle quarnets and the splits of the other quarnets can be inferred from nucleotide sequence data with high accuracy. Since our algorithm uses the triangles in the quarnets only to determine triangles in the network, it can reconstruct a triangle-free network using only information that can be inferred with high accuracy.

This paper also covers the blobtree (or tree-of-blobs) of a semi-directed network. Such a tree shows only the tree-like aspects of a network and was shown to be identifiable under several models [5, 16, 17]. Moreover, Allman et al. [18] recently introduced the practical algorithm TINNiK that constructs a blobtree from gene trees under the Network Multispecies Coalescent Model. In our paper, we also present a method that reconstructs the blobtree of a general semi-directed network from splits of quarnets. Specifically, we can reconstruct the blobtree of any n -leaf semi-directed network in $\mathcal{O}(n^3)$ time using $\mathcal{O}(n^3)$ splits of quarnets. This is for example useful in the context of [17]. There it was shown that under several evolutionary models, once the blobtree is known, quarnets can be used to infer the circular order in which subnetworks attach to an outer-labelled planar blob.

The remainder of the paper is structured as follows. Section 2 contains definitions and notation (following [9] and [10]), while Section 3 introduces some crucial results on splits in semi-directed networks. We continue with the blobtree reconstruction algorithm in Section 4 and refine our approach in Section 5 to reconstruct level-1 networks. We end with a discussion in Section 6.

2. Preliminaries

Phylogenetic trees and networks. A *blob* of a directed graph is a maximal subgraph without any cut-edges and it is an m -*blob* if it has m edges incident to it. A *(binary) directed phylogenetic network* on a set of at least two leaves \mathcal{X} is a rooted directed acyclic graph with no edges in parallel such that (i): it has no 1-blobs or 2-blobs, other than possibly a blob with no incoming and two outgoing edges; (ii): the root has out-degree two; (iii): each vertex with out-degree zero has in-degree one and the set of such vertices is \mathcal{X} ; (iv): all other vertices either have in-degree one and out-degree two, or in-degree two and out-degree one. A vertex of the last type is a *reticulation vertex*, and the two edges directed towards it are called *reticulation edges*. A directed phylogenetic network without reticulation vertices is a *(binary) directed phylogenetic tree*. The type of network this paper revolves around can be obtained from a directed phylogenetic network as follows.

Definition 1 (Semi-directed network). A *(binary) semi-directed phylogenetic network* \mathcal{N} on \mathcal{X} is a partially directed graph that (i): can be obtained from a directed phylogenetic network by undirecting all non-reticulation edges and suppressing the former root; (ii): does not have any parallel edges, degree-2 vertices, 1-blobs or 2-blobs.

For the sake of brevity, we refer to the above networks simply as *semi-directed networks*. Since we do not undirect reticulation edges, we can still refer to the reticulation vertices and edges of a semi-directed network. The *skeleton* of a semi-directed network is the undirected graph that is obtained from the network by removing all edge directions. A *(binary) undirected phylogenetic tree* on at least two leaves \mathcal{X} is an undirected binary tree with leaf set \mathcal{X} and no degree-2 vertices. Clearly, such a tree is a specific type of semi-directed network. The non-leaf vertices of such a tree are *internal vertices*.

Analogous to a directed phylogenetic network, a *blob* of a semi-directed network is a maximal subgraph without any cut-edges and it is an m -*blob* or has *degree- m* if it has m edges incident to it. The blob is *trivial* if it consists of a single vertex and it is *internal* if it is not a leaf. A semi-directed network is *simple* if it has at most one internal blob, it is *level- ℓ* if every blob contains at most ℓ reticulation vertices, and it is *strict level- ℓ* if it is not level- $(\ell - 1)$. Consequently, a semi-directed network is level-1 if every blob is either a single vertex or a k -*cycle*: a cycle of $k \geq 3$ vertices where directions are disregarded. We refer to 3-cycles as *triangles* and call a semi-directed network *triangle-free* if none of its blobs are triangles.

The *blobtree* $\mathcal{T}(\mathcal{N})$ of a semi-directed network \mathcal{N} is obtained by contracting every blob \mathcal{B} to a single vertex v , in which case we say that v *represents* \mathcal{B} . By definition, the blobtree $\mathcal{T}(\mathcal{N})$ must be an undirected phylogenetic tree on \mathcal{X} since a semi-directed network contains no 2-blobs. It is well-known that constructing the blobtree of a given network takes linear time [19]. In the literature, the blobtree has also been called the ‘(reduced unrooted) tree of blobs’ [16, 18, 17]. To illustrate some of the previous definitions, we refer to Figure 1, which shows a semi-directed level-2 network and its blobtree.

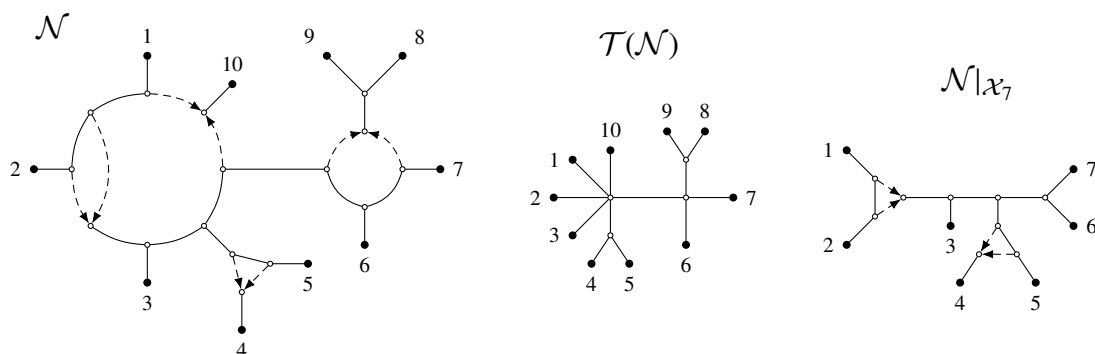


Figure 1: A semi-directed level-2 network \mathcal{N} on $\mathcal{X} = \{1, \dots, 10\}$, its blobtree $\mathcal{T}(\mathcal{N})$, and its restriction $\mathcal{N}|_{\mathcal{X}_7}$ to the first seven leaves $\mathcal{X}_7 = \{1, \dots, 7\}$.

An *up-down path* between two leaves x_1 and x_2 of a semi-directed network is a path of k edges where the first ℓ edges are directed towards x_1 and the last $k - \ell$ edges are directed towards x_2 . Here, we consider undirected edges to be bidirected. With this notion, we can define the restriction of a semi-directed network (illustrated by Figure 1), shown to be well-defined in [10].

Definition 2 (Restriction). Given a semi-directed network \mathcal{N} on \mathcal{X} and some $\mathcal{Y} \subseteq \mathcal{X}$ with $|\mathcal{Y}| \geq 2$, the *restriction* of \mathcal{N} to \mathcal{Y} is the semi-directed network $\mathcal{N}|_{\mathcal{Y}}$ obtained from \mathcal{N} by taking the union of all up-down paths between leaves in \mathcal{Y} , followed by exhaustively suppressing all 2-blobs and degree-2 vertices, and identifying parallel edges.

An interesting fact is that, in general, $\mathcal{T}(\mathcal{N})|_{\mathcal{Y}} \neq \mathcal{T}(\mathcal{N}|_{\mathcal{Y}})$. In other words, the restriction of a blobtree need not be equal to the blobtree of a restriction. In particular, the latter can be more refined. As an example, consider Figure 1, where we have that $\mathcal{T}(\mathcal{N})|_{\mathcal{X}_7} \neq \mathcal{T}(\mathcal{N}|_{\mathcal{X}_7})$. This property shows why reconstructing the blobtree of a semi-directed network is inherently different than doing so for (un)directed networks. The difficulty is that a cut-edge separating two sets of leaves in a restriction of a network, might not exist in the full network.

As a technical convention, whenever we consider a semi-directed network \mathcal{N} on \mathcal{X} and some $\mathcal{Y} \subseteq \mathcal{X}$, we implicitly assume that $|\mathcal{Y}| \geq 2$ such that $\mathcal{N}|_{\mathcal{Y}}$ is a valid semi-directed network. Similarly, whenever we consider some $\mathcal{Y} \subset \mathcal{X}$ with $x \in \mathcal{X} \setminus \mathcal{Y}$, we assume that $|\mathcal{Y}| \geq 2$ such that $|\mathcal{X}| \geq 3$.

Quarnets, splits and quarnet-splits. Given a semi-directed network \mathcal{N} on \mathcal{X} and four different leaves $a, b, c, d \in \mathcal{X}$, the (semi-directed) *quarnet* of \mathcal{N} on $\{a, b, c, d\}$ is the restriction of \mathcal{N} to $\{a, b, c, d\}$. Note that there are $\binom{n}{4} = \Theta(n^4)$ quarnets for a semi-directed network on n leaves. A semi-directed level-1 network can have six different types of quarnets, up to labelling the leaves: the *quartet tree*, two *single triangles* that share the same skeleton, two *double triangles* that share the same skeleton, and the *four-cycle* (which we distinguish from a 4-cycle in a network by writing

out the number 4). Figure 2 shows these six quarnet types. An important observation we will often implicitly use is the following.

Observation 1. Let \mathcal{N} be a semi-directed network on \mathcal{X} with $\{a, b, c, d\} \subseteq \mathcal{Y} \subseteq \mathcal{X}$. Then, the quarnet of \mathcal{N} on $\{a, b, c, d\}$ is equal to the quarnet of $\mathcal{N}|_{\mathcal{Y}}$ on $\{a, b, c, d\}$. That is, $\mathcal{N}|_{\{a, b, c, d\}} = (\mathcal{N}|_{\mathcal{Y}})|_{\{a, b, c, d\}}$.

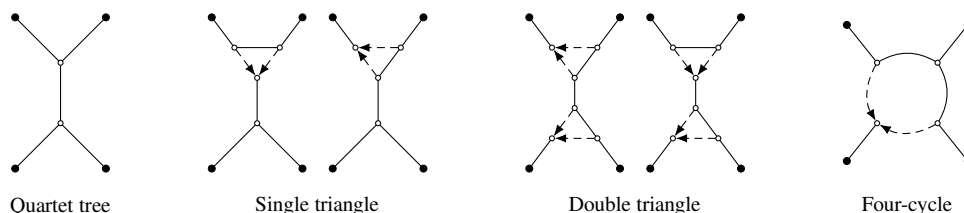


Figure 2: The six possible quarnets of a semi-directed level-1 network, up to labelling the leaves (indicated by the filled black vertices).

Given a semi-directed network \mathcal{N} on \mathcal{X} and a partition $A|B$ of \mathcal{X} (with A and B both non-empty), we say that $A|B$ is a *split* in \mathcal{N} if there exists a cut-edge of \mathcal{N} whose removal disconnects the leaves in A from those in B . The split and the cut-edge are *non-trivial* if the corresponding partition is non-trivial, that is, if $|A|, |B| \geq 2$. For example, $\{1, 2, 3, 4, 5, 10\}|\{6, 7, 8, 9\}$ is a non-trivial split in the semi-directed network \mathcal{N} from Figure 1. We may sometimes omit the word ‘non-trivial’ if it is clear from the context. A split $A|B$ is *induced by the cut-edge* uv if u (resp. v) is *on the side of* A (resp. B), meaning that u (resp. v) is in the component of \mathcal{N} containing A (resp. B) after removing uv . For splits with few leaves, we sometimes omit the set notation, e.g. $ab|cd$ instead of $\{a, b\}|\{c, d\}$. A very well-known result is that an undirected (possibly non-binary) phylogenetic tree is uniquely determined by its (non-trivial) splits [20]. Consequently, the blobtree of a semi-directed network is the unique undirected phylogenetic tree with the same set of splits as the network itself.

Given a semi-directed network \mathcal{N} on \mathcal{X} and four leaves $a, b, c, d \in \mathcal{X}$, the quarnet $\mathcal{N}|_{\{a, b, c, d\}}$ has four trivial splits: one cutting off each leaf. Next to that, the quarnet either has no non-trivial split at all, or it has exactly one non-trivial split ($ab|cd$, $ac|bd$, or $ad|bc$). We say that $ab|cd$ is a *quarnet-split* of \mathcal{N} (or of $\mathcal{N}|_{\{a, b, c, d\}}$) if $ab|cd$ is a split of the quarnet $\mathcal{N}|_{\{a, b, c, d\}}$. Note that knowing the quarnet-split of a quarnet (or the absence thereof) is equivalent to knowing the blobtree of the quarnet. This follows from the previously mentioned fact that a blobtree is determined by the splits of a network. The algorithms in this paper are partially based on quarnet-splits of semi-directed networks. Whenever we say that an algorithm ‘uses’ m quarnet-splits of \mathcal{N} , we mean that it checks for m quarnets if it has a non-trivial split, and if so, finds out what this split is. We emphasize that quarnets without a non-trivial split are thus also included in the number m .

3. Determining splits of semi-directed networks with quarnets

This section is focused on a result that connects the splits in a semi-directed network to the quarnet-splits of that network, which will be useful in the algorithms in later sections. Recall that by Observation 1 the quarnet(-split) of a restriction of a network is equal to the quarnet(-split) of the whole network. Before proving the main result, we will first present Lemma 1, which is a slightly stronger version of a result by Huber et al. [10]. They show that $A|B$ is a split of a semi-directed phylogenetic network if and only if $a_1 a_2 | b_1 b_2$ is a quarnet-split for all $a_1, a_2 \in A$ and $b_1, b_2 \in B$, whereas we allow the leaves a_1 and b_1 to be fixed. The proof is a mere adjusted version of the proof by Huber et al. [10] and is thus deferred to the appendix.

Lemma 1. *Given a semi-directed network \mathcal{N} on \mathcal{X} , a non-trivial partition $A|B$ of \mathcal{X} and any $a_1 \in A$, $b_1 \in B$, the following are equivalent:*

- (i) $A|B$ is a split in \mathcal{N} ;
- (ii) $a_1 a_2 | b_1 b_2$ is a quarnet-split of \mathcal{N} for all $a_2 \in A \setminus \{a_1\}$, $b_2 \in B \setminus \{b_1\}$.

Since an undirected phylogenetic tree is uniquely determined by its splits, this lemma also implies that the blobtree of a semi-directed network \mathcal{N} can be distinguished by the quarnet-splits of \mathcal{N} . In other words, two networks with the same set of quarnet-splits must have the same blobtree. Consequently, we immediately get a slow $\mathcal{O}(2^n \cdot n^2)$ algorithm for free that reconstructs the blobtree from the quarnet-splits of \mathcal{N} : using Lemma 1, we check for all $\mathcal{O}(2^n)$ partitions of \mathcal{X} whether it is a split of \mathcal{N} (and thus of $\mathcal{T}(\mathcal{N})$) in $\mathcal{O}(n^2)$ time. From these splits we can then build the blobtree.

Towards the next theorem we introduce a few notions, some of which are generalized from [9]. Let \mathcal{B} be an internal blob of a semi-directed network \mathcal{N} on \mathcal{X} and let v be the internal vertex of $\mathcal{T}(\mathcal{N})$ that represents it. Let $u_1w_1, \dots, u_s w_s$ be the cut-edges of \mathcal{N} incident to \mathcal{B} (with the u_i in \mathcal{B}). The *partition induced by \mathcal{B}* (or by v) is the partition $X_1 | \dots | X_s$ of \mathcal{X} such that $x \in X_i$ if and only if x is separated from \mathcal{B} by $u_i w_i$. Given a reticulation vertex r of \mathcal{B} , a set X_i is *below the reticulation r* if there exists a partially directed path from r to w_i and we then also say that x is *below the reticulation r* for any $x \in X_i$. A set $D \subseteq \mathcal{X}$ is a *distinguishing set of \mathcal{B}* if it contains at least one x below each reticulation of \mathcal{B} and it contains at least one leaf of three different sets X_i . As an example, consider the blob of the semi-directed network from Figure 1 containing two reticulations. The partition induced by this blob is $\{1\}|\{2\}|\{3\}|\{4, 5\}|\{6, 7, 8, 9\}|\{10\}$, while $\{10\}$ is below both reticulations. The sets $\{1, 2, 10\}$ and $\{3, 5, 10\}$ are examples of distinguishing sets of this blob.

We are now ready to prove the theorem lying at the heart of the algorithms in this paper. In particular, it suggests which quarnet-splits are important when we want to add a new leaf to the blobtree of a restriction. Note that we can always set B' equal to $B \setminus \{b_1\}$ in this theorem if we have no further information on the reticulations of the network. Furthermore, in a semi-directed level- ℓ network, there is always a distinguishing set of size $\max\{3, \ell\}$ for any blob. This will be crucial for our level-1 reconstruction algorithm in Section 5.

Theorem 2. *Given a semi-directed network \mathcal{N} on \mathcal{X} , let $\mathcal{Y} \subset \mathcal{X}$ and $x \in \mathcal{X} \setminus \mathcal{Y}$. Let $A|B$ be a split in $\mathcal{N}|_{\mathcal{Y}}$ induced by the cut-edge uv such that $|B| \geq 2$ and v is in a blob \mathcal{B} . Let $a_1 \in A, b_1 \in B$ be arbitrary and let $B' \subseteq B \setminus \{b_1\}$ be such that $\{a_1, b_1\} \cup B'$ is a distinguishing set of \mathcal{B} , then the following are equivalent*

- (i) $A \cup \{x\}|B$ is a split in $\mathcal{N}|_{\mathcal{Y} \cup \{x\}}$;
- (ii) $a_1 x | b_1 b_2$ is a quarnet-split of $\mathcal{N}|_{\mathcal{Y} \cup \{x\}}$ for all $b_2 \in B'$.

Proof. The first direction follows readily from Lemma 1 and Observation 1. For the other direction, let $A|B_1 | \dots | B_s$ be the partition induced by \mathcal{B} (with $a_1 \in A$ and $b_1 \in B_1$). Since $|B| \geq 2$, we get that $s \geq 2$ and thus a distinguishing set of \mathcal{B} exists. Let $B' = \{b_2, \dots, b_t\}$ be such that $D = \{a_1, b_1\} \cup B'$ contains as few leaves as possible, while still being a distinguishing set of \mathcal{B} . This implies that every $b_i \in B'$ is in a different B_j . Without loss of generality, we can then assume that $b_i \in B_i$ for all $1 \leq i \leq t \leq s$. To prove the backward direction, suppose that $a_1 x | b_1 b_i$ is a split in $\mathcal{N}|_{\{a_1, b_1, b_i, x\}}$ for all $b_i \in B'$ and let $b_* \in B \setminus B'$ be arbitrary. We consider three cases.

(i): $b_* \in B_1 \setminus \{b_1\}$. By our assumption, we know that $a_1 x | b_1 b_2$ is a split in $\mathcal{N}|_{\{a_1, b_1, b_2, x\}}$. But since b_1 and b_* are both part of the set B_1 , surely $a_1 x | b_2 b_*$ must then also be a split in $\mathcal{N}|_{\{a_1, b_2, b_*, x\}}$. Using Lemma 1, these two quarnet-splits show that $a_1 x | b_1 b_2 b_*$ is a split in $\mathcal{N}|_{\{a_1, b_1, b_2, b_*, x\}}$, which means that $a_1 x | b_1 b_*$ is a split in $\mathcal{N}|_{\{a_1, b_1, b_*, x\}}$.

(ii): $b_* \in B_i \setminus \{b_i\}$ with $2 \leq i \leq t$. By our assumption, we know that $a_1 x | b_1 b_i$ is a split in $\mathcal{N}|_{\{a_1, b_1, b_i, x\}}$. Clearly, since $b_*, b_i \in B_i$, the quarnet $\mathcal{N}|_{\{a_1, b_1, b_*, x\}}$ has $a_1 x | b_1 b_*$ as its split.

(iii): $b_* \in B_i$ with $2 \leq t < i \leq s$. Let $R = \{r_1, \dots, r_k\}$ be the set of reticulations of \mathcal{B} , such that b_* is below them in $\mathcal{N}|_{\mathcal{Y}}$. Since D is a distinguishing set, there must be some $b' \in B' \subseteq D$ also below all of R in \mathcal{B} . (We implicitly assume that R is non-empty and that b' is not in $\{a_1, b_1\}$. If $b' \in \{a_1, b_1\}$ or $R = \emptyset$, we can just pick $b' = b_2$ and the proof will be similar.) Now note that when we restrict a network, we take the union of all up-down paths between pairs of leaves. It is not hard to see that the reticulations are the only edges that ‘rule out’ certain paths from being an up-down path. Because b' is below the same (or more) reticulations as b_* and $a_1 x | b_1 b'$ is a split in $\mathcal{N}|_{\{a_1, b_1, b', x\}}$ by our assumption, it must then hold that $a_1 x | b_1 b_*$ is a split in $\mathcal{N}|_{\{a_1, b_1, b_*, x\}}$.

All in all, the three cases show that $a_1 x | b_1 b_*$ is a split in $\mathcal{N}|_{\{a_1, b_1, b_*, x\}}$ for all $b_* \in B \setminus \{b_1\}$. Since $A|B$ is a split in $\mathcal{N}|_{\mathcal{Y}}$, Lemma 1 tells us that $a_1 a_2 | b_1 b_*$ is a split in $\mathcal{N}|_{\{a_1, a_2, b_1, b_*\}}$ for all $a_2 \in A \setminus \{a_1\}$, $b_* \in B \setminus \{b_1\}$. Together, we thus get that $a_1 a_* | b_1 b_*$ is a split in $\mathcal{N}|_{\{a_1, a_*, b_1, b_*\}}$ for all $a_* \in (A \cup \{x\}) \setminus \{a_1\}$ and $b_* \in B \setminus \{b_1\}$. So, again by Lemma 1, $A \cup \{x\}|B$ is a split in $\mathcal{N}|_{\mathcal{Y} \cup \{x\}}$. We have now shown the backward direction for any B' such that D has as few leaves as possible. It follows trivially that it also holds for any other allowed set B' . \square

4. Reconstructing a blobtree from quarnet-splits

In this section we will describe an algorithm that reconstructs the blobtree of a semi-directed network \mathcal{N} on \mathcal{X} , using only its quarnet-splits. Our approach to achieve this will be to ‘grow’ our blobtree one leaf at a time. In particular, we will maintain the property that every intermediate tree on leaf set $\mathcal{Y} \subseteq \mathcal{X}$ will be the blobtree $\mathcal{T}(\mathcal{N}|_{\mathcal{Y}})$. As mentioned in Section 2, this tree can be more refined than $\mathcal{T}(\mathcal{N})$. Thus, we might need to contract parts of the tree before attaching a new leaf. Where to attach this leaf and what parts to contract will be based on the splits of the blobtree, which can be determined with Theorem 2 and the quarnet-splits. To this end, we need the following concepts.

Definition 3. Given a semi-directed network \mathcal{N} on \mathcal{X} and $\mathcal{Y} \subset \mathcal{X}$, let uv be an edge in $\mathcal{T}(\mathcal{N}|_{\mathcal{Y}})$ inducing the split $A|B$ and $x \in \mathcal{X} \setminus \mathcal{Y}$. The edge uv is one of the following

- a *strong stem edge (for x)*, if $A|B \cup \{x\}$ and $A \cup \{x\}|B$ are splits in $\mathcal{N}|_{\mathcal{Y} \cup \{x\}}$;
- a *weak stem edge (for x)*, if neither $A|B \cup \{x\}$ nor $A \cup \{x\}|B$ are splits in $\mathcal{N}|_{\mathcal{Y} \cup \{x\}}$;
- a *pointing edge (for x) with orientation uv* , if $A|B \cup \{x\}$ is a split in $\mathcal{N}|_{\mathcal{Y} \cup \{x\}}$ but $A \cup \{x\}|B$ is not;
- a *pointing edge (for x) with orientation vu* , if $A|B \cup \{x\}$ is not a split in $\mathcal{N}|_{\mathcal{Y} \cup \{x\}}$ but $A \cup \{x\}|B$ is.

An internal vertex v of $\mathcal{T}(\mathcal{N}|_{\mathcal{Y}})$ is a *stem vertex (for x)* if all its incident edges uv in $\mathcal{T}(\mathcal{N}|_{\mathcal{Y}})$ are pointing edges for x with orientation uv . A subtree of $\mathcal{T}(\mathcal{N}|_{\mathcal{Y}})$ is a *weak stem subtree (for x)* if it is a maximal subtree containing only weak stem edges for x .

If the leaf x is clear from the context, we often omit ‘for x ’ from these descriptions. We use the terms ‘pointing’ and ‘orientation’ to emphasize that the pointing edges are not actual directed edges in the blobtree. To illustrate these different types of edges and vertices we refer to Figure 3. One can check that the edges and vertices in the depicted blobtrees exactly follow the previous definition. What stands out from the figure is that the highlighted edges and vertex seem to be the focal points when obtaining $\mathcal{T}(\mathcal{N}|_{\mathcal{X}_{i+1}})$ from $\mathcal{T}(\mathcal{N}|_{\mathcal{X}_i})$. This motivates the next definition of a *stem* (not to be confused with its unrelated namesake from [11]).

Definition 4 (Stem). Given a semi-directed network \mathcal{N} on \mathcal{X} and $\mathcal{Y} \subset \mathcal{X}$ with $x \in \mathcal{X} \setminus \mathcal{Y}$, a *stem (for x)* of $\mathcal{T}(\mathcal{N}|_{\mathcal{Y}})$ is a strong stem edge for x , stem vertex for x , or weak stem subtree for x .

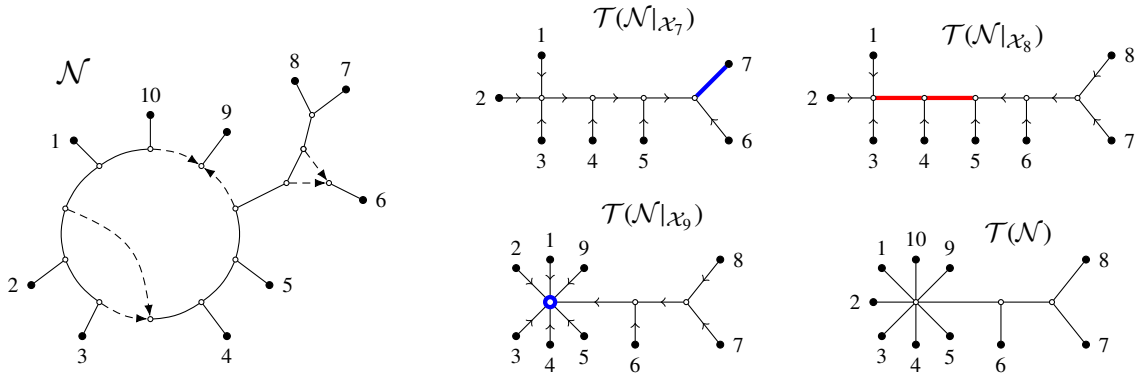


Figure 3: A semi-directed level-2 network \mathcal{N} on $\mathcal{X} = \{1, \dots, 10\}$. On the right we have the blobtree $\mathcal{T}(\mathcal{N})$ of the whole network and three blobtrees $\mathcal{T}(\mathcal{N}|_{\mathcal{X}_i})$, with \mathcal{X}_i the set of the first i leaves of \mathcal{X} . In each of the three intermediate blobtrees, the oriented edges indicate pointing edges. The stems of the blobtrees are highlighted and are in order: a strong stem edge in thick blue, a weak stem subtree (in this case a path) in thick red, and a stem vertex in thick blue.

Figure 3 suggests that there is a unique stem and that the pointing edges are oriented towards this stem. We prove this in the next lemma and therefore we thus refer to *the* stem from now on. Furthermore, as the name suggests, the unique stem is the location where we attach the new leaf x to the blobtree. Exactly how this needs to be done is also outlined in the next lemma. It is enough to consider the following two attachments for a given leaf x . By *attaching x to an edge uv* , we mean subdividing uv with a vertex y to create two new edges uy and yv , and then adding a new edge yx . Similarly, *attaching x to a vertex v* means adding the edge vx .

Lemma 3. *Let \mathcal{N} be a semi-directed network on \mathcal{X} and let $\mathcal{Y} \subset \mathcal{X}$. Given the blobtree $\mathcal{T}(\mathcal{N}|_{\mathcal{Y}})$ and some $x \in \mathcal{Y} \setminus \mathcal{X}$, there is a unique stem and the orientation of any pointing edge in $\mathcal{T}(\mathcal{N}|_{\mathcal{Y}})$ is towards this stem. Furthermore,*

- (a) *if the stem is a strong stem edge, then the blobtree $\mathcal{T}(\mathcal{N}|_{\mathcal{Y} \cup \{x\}})$ can be obtained from $\mathcal{T}(\mathcal{N}|_{\mathcal{Y}})$ by attaching x to this edge;*
- (b) *if the stem is a weak stem subtree, then the blobtree $\mathcal{T}(\mathcal{N}|_{\mathcal{Y} \cup \{x\}})$ can be obtained from $\mathcal{T}(\mathcal{N}|_{\mathcal{Y}})$ by contracting this subtree to a single vertex and attaching x to it;*
- (c) *if the stem is a stem vertex, the blobtree $\mathcal{T}(\mathcal{N}|_{\mathcal{Y} \cup \{x\}})$ can be obtained from $\mathcal{T}(\mathcal{N}|_{\mathcal{Y}})$ by attaching x to this vertex.*

Proof. We let the blob \mathcal{B} of $\mathcal{N}|_{\mathcal{Y} \cup \{x\}}$ be the blob adjacent to x , i.e. the blob with whom x shares an incident edge. $\mathcal{N}|_{\mathcal{Y} \cup \{x\}}$ contains no 2-blobs, so when restricting $\mathcal{N}|_{\mathcal{Y} \cup \{x\}}$ to \mathcal{Y} we can just delete the leaf x . Then, we only need to do some operations on the blob \mathcal{B} . The other parts of the network remain the same. We distinguish three mutually exclusive cases covering what happens with \mathcal{B} .

(a): \mathcal{B} completely disappears. This means that the deletion of x made \mathcal{B} into a 2-blob, which was then subsequently suppressed. Then, there is a cut-edge e in $\mathcal{N}|_{\mathcal{Y}}$ that is the result of this suppression. Since all other parts of the network remain the same, we can obtain $\mathcal{T}(\mathcal{N}|_{\mathcal{Y} \cup \{x\}})$ from $\mathcal{T}(\mathcal{N}|_{\mathcal{Y}})$ by attaching x to the unique edge uv that induces the same split $A|B$ as the cut-edge e . Then, $A|B \cup \{x\}$ and $A \cup \{x\}|B$ are splits in $\mathcal{T}(\mathcal{N}|_{\mathcal{Y} \cup \{x\}})$, so uv is a strong stem edge. Since the rest of the tree $\mathcal{T}(\mathcal{N}|_{\mathcal{Y} \cup \{x\}})$ remains the same as in $\mathcal{T}(\mathcal{N}|_{\mathcal{Y}})$, it is easy to check that all other edges in $\mathcal{T}(\mathcal{N}|_{\mathcal{Y}})$ are pointing edges oriented towards uv .

(b): \mathcal{B} splits up into multiple blobs \mathcal{B}'_i . Then, the blobs \mathcal{B}'_i are connected to each other. So, the vertices in $\mathcal{T}(\mathcal{N}|_{\mathcal{Y}})$ that represent these blobs form a subtree T . Again, since all other parts of the network remain the same, we can obtain $\mathcal{T}(\mathcal{N}|_{\mathcal{Y} \cup \{x\}})$ from $\mathcal{T}(\mathcal{N}|_{\mathcal{Y}})$ by contracting the edges in T and then attaching x to the created vertex. Furthermore, if uv is an edge in T that induces the split $A|B$, then neither $A|B \cup \{x\}$ nor $A \cup \{x\}|B$ can be a split in $\mathcal{T}(\mathcal{N}|_{\mathcal{Y} \cup \{x\}})$. Thus, every such edge uv is a weak stem edge and so T is a weak stem subtree. By similar reasoning as before, all other edges in $\mathcal{T}(\mathcal{N}|_{\mathcal{Y}})$ are pointing edges oriented towards T .

(c): \mathcal{B} becomes a single blob \mathcal{B}' . Then, we can obtain $\mathcal{T}(\mathcal{N}|_{\mathcal{Y} \cup \{x\}})$ from $\mathcal{T}(\mathcal{N}|_{\mathcal{Y}})$ by attaching x to the vertex v representing \mathcal{B}' . Again, since all other parts of the network (and thus of the blobtree) remain the same, all edges in $\mathcal{T}(\mathcal{N}|_{\mathcal{Y}})$ are pointing edges oriented towards v , showing that v is a stem vertex. \square

With Lemma 3 we now know how to attach a leaf to a stem (see Figure 3 for examples). Thus, we have reduced the problem of reconstructing a blobtree from quarnet-splits to finding the stem in a blobtree. The following corollary of Theorem 2 shows how this is done in quadratic time.

Corollary 4. *Let \mathcal{N} be a semi-directed network on \mathcal{X} and let $\mathcal{Y} \subset \mathcal{X}$ contain k leaves. Given the blobtree $\mathcal{T}(\mathcal{N}|_{\mathcal{Y}})$, some $x \in \mathcal{Y} \setminus \mathcal{X}$ and the quarnet-splits of \mathcal{N} , one can find the stem of $\mathcal{T}(\mathcal{N}|_{\mathcal{Y}})$ in $\mathcal{O}(k^2)$ time using $\mathcal{O}(k^2)$ quarnet-splits of \mathcal{N} .*

Proof. We know from the previous lemma that there is a unique stem in $\mathcal{T}(\mathcal{N}|_{\mathcal{Y}})$. To find this stem, it is enough to check for each of the at most $\mathcal{O}(k)$ edges in the blobtree whether it is a strong stem edge, weak stem edge, or pointing edge. If such an edge induces a split $A|B$ with $|B| = 1$, this is trivial since then $A \cup \{x\}|B$ is always a split. Otherwise, if $|B| \geq 2$, we can use Theorem 2 to determine whether $A \cup \{x\}|B$ is a split in $\mathcal{O}(k)$ time, using $\mathcal{O}(k)$ quarnet-splits of \mathcal{N} . In particular, we arbitrarily pick $a_1 \in A$, $b_1 \in B$ and then check if $a_1x|b_1b_2$ is a quarnet-split for all $b_2 \in B' = B \setminus \{b_1\}$. So, we can always determine whether $A \cup \{x\}|B$ is a split. Hence we know in $\mathcal{O}(k)$ time (using $\mathcal{O}(k)$ quarnet-splits) whether the edge is a strong stem edge, weak stem edge, or pointing edge, which proves the result. \square

In Algorithm 1, we can now present a concise formulation of how to reconstruct the blobtree of a semi-directed network. Figure 3 again serves as an example of a few iterations of this algorithm. The time complexity of the algorithm is stated in Theorem 5, whose proof follows directly from the two previous results.

Theorem 5. *Given the quarnet-splits of a semi-directed network \mathcal{N} on $\mathcal{X} = \{x_1, \dots, x_n\}$, Algorithm 1 reconstructs the blobtree of \mathcal{N} in $\mathcal{O}(n^3)$ time using $\mathcal{O}(n^3)$ quarnet-splits of \mathcal{N} .*

We refer to Algorithm 1 as a *blobtree reconstruction algorithm*: an algorithm that reconstructs the blobtree of a given semi-directed network, using only its quarnet-splits. Any blobtree reconstruction algorithm needs to use $\Omega(n)$ quarnet-splits since it needs to consider every leaf at least once. An interesting question that arises, is whether

Algorithm 1: Blobtree reconstruction of a semi-directed network

Input: quarnet-splits of a semi-directed network \mathcal{N} on $\mathcal{X} = \{x_1, \dots, x_n\}$
Output: blobtree of \mathcal{N}

- 1 $\mathcal{X}_i \leftarrow \{x_1, \dots, x_i\}$ for all $i \in \{1, \dots, n\}$
- 2 $\mathcal{T}(\mathcal{N}|_{\mathcal{X}_2}) \leftarrow$ single edge $\{x_1, x_2\}$
- 3 **for** $i \in \{3, \dots, n\}$ **do** // if $n = 2$, $\{3, \dots, n\} = \emptyset$
- 4 find the stem of $\mathcal{T}(\mathcal{N}|_{\mathcal{X}_{i-1}})$, using Corollary 4 and the quarnet-splits of \mathcal{N}
- 5 $\mathcal{T}(\mathcal{N}|_{\mathcal{X}_i})$ is constructed from $\mathcal{T}(\mathcal{N}|_{\mathcal{X}_{i-1}})$ as described in Lemma 3
- 6 **return** $\mathcal{T}(\mathcal{N}|_{\mathcal{X}_n})$

any blobtree reconstruction algorithm needs $\Omega(n^3)$ quarnet-splits, which would show that Algorithm 1 is optimal. Although we are not able to answer this question affirmatively, we do provide a worst-case lower bound of $\Omega(n \log n + \ell \cdot n)$ quarnet-splits for level- ℓ networks. This simplifies to $\Omega(n^2)$ quarnet-splits for networks of unbounded level (because then ℓ could be $\Omega(n)$), narrowing the gap to $\Theta(n)$.

Proposition 6. *Given the quarnet-splits of a semi-directed level- ℓ network \mathcal{N} on $\mathcal{X} = \{x_1, \dots, x_n\}$, any algorithm using only quarnet-splits to reconstruct the blobtree of \mathcal{N} needs to use $\Omega(n \log n + \ell \cdot n)$ quarnet-splits.*

Proof. The first part of the bound is based on reasoning from [21], who provide a lower bound on the number of triplets (3-leaf subtrees) that need to be used for tree reconstruction. They show that there are $2^{\Omega(n \log n)}$ possible binary phylogenetic trees on n leaves. This must also be a lower bound on the number of blobtrees of all n -leaf semi-directed strict level- ℓ networks. Clearly, there are only four possible quarnet-splits for a given set of four leaves (including the possibility that a quarnet has no non-trivial split). Then, by an information-theoretic argument, any blobtree reconstruction algorithm must use $\log_4(2^{\Omega(n \log n)}) = \Omega(n \log n)$ quarnet-splits in the worst case. This shows the first part of the bound for any ℓ .

Towards the second bound, suppose that $\ell \geq 2$. For simplicity, we also assume that $n \geq 4$ is a multiple of ℓ such that $n = p \cdot \ell$ with $p \geq 2$. For values of n which are not multiples of ℓ the following exposition can trivially be adapted. Consider the semi-directed level- ℓ network \mathcal{N} with p internal blobs from Figure 4. For all $k \in \{1, \dots, p\}$ and $i, j \in \{1, \dots, \ell\}$ with $i \neq j$, let $\mathcal{N}_{i,j,k}$ be the second network from Figure 4. Since we assumed $p \geq 2$, these are also strict level- ℓ networks. Every quarnet-split that does not contain both $x_{k,i}$ and $x_{k,j}$ is the exact same in \mathcal{N} and $\mathcal{N}_{i,j,k}$. (Note that the quarnets might differ since i is not necessarily $j - 1$, but the quarnet-splits do not.) Since \mathcal{N} has a different blobtree than the networks $\mathcal{N}_{i,j,k}$, every blobtree reconstruction algorithm must consider at least one quarnet-split for every combination of $k \in \{1, \dots, p\}$ and $i \neq j \in \{1, \dots, \ell\}$. Otherwise, such an algorithm can never unambiguously construct the blobtree of \mathcal{N} . This means that such an algorithm needs to consider at least $\frac{1}{2} \cdot p \cdot \ell \cdot (\ell - 1) = \frac{1}{2} \cdot n \cdot (\ell - 1)$ quarnet-splits of \mathcal{N} . The bound then immediately follows. \square

5. Reconstructing a level-1 network from quarnets

Whereas the previous section was aimed at reconstructing the blobtree of a general semi-directed network, this section is solely devoted to semi-directed level-1 networks. With this restriction we aim for more than in the previous section: the reconstruction of the full network. We first show how to construct a canonical form of such a network from $\mathcal{O}(n \log n)$ of its quarnet-splits, after which we use the full quarnets to reconstruct the whole network.

5.1. Canonical level-1 networks

Recall from Section 2 that every internal blob in a semi-directed level-1 network is either a single vertex or a k -cycle. We say that such a cycle is a *large cycle* if it is neither a triangle nor a 4-cycle. An edge between two adjacent non-reticulation vertices u and v of a cycle is a *cycle contraction edge* if u or v is adjacent to the reticulation vertex of the cycle. Clearly, every 4-cycle and every large cycle has two distinct cycle contraction edges: one on each side of the reticulation. We are now ready to define the canonical form that is of interest in this section and we refer to the top part of Figure 5 for an example.

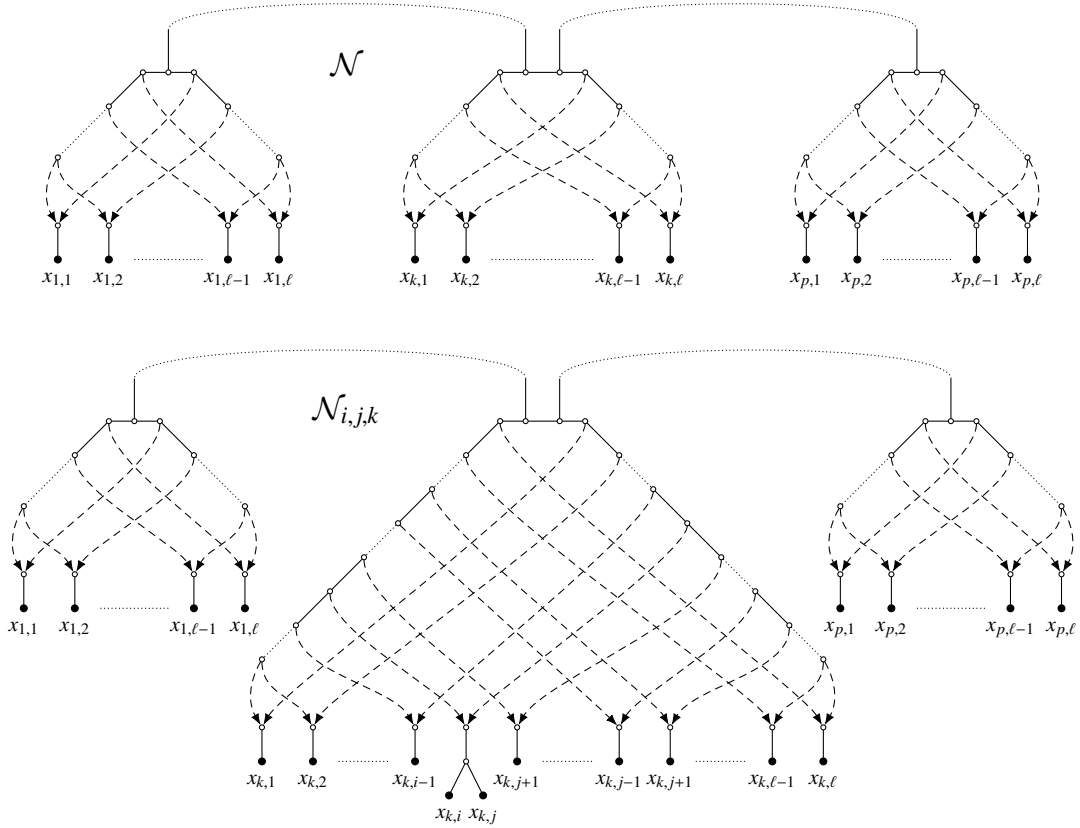


Figure 4: A semi-directed strict level- ℓ network \mathcal{N} with p internal blobs and a set of semi-directed strict level- ℓ networks $\mathcal{N}_{i,j,k}$ on the same leaf set with $p + 1$ internal blobs, where $i, j \in \{1, \dots, \ell\}$ such that $i \neq j$ and $k \in \{1, \dots, p\}$. All networks have $n = \ell \cdot p$ leaves, where $\ell \geq 2$ and $p \geq 2$.

Definition 5 (Canonical form). Given a semi-directed level-1 network \mathcal{N} on \mathcal{X} , the *canonical form* \mathcal{N}^c of \mathcal{N} is obtained by contracting every triangle and 4-cycle to a single vertex; and by contracting the cycle contraction edges of every large cycle.

Sometimes we say that \mathcal{N}^c is a *canonical (level-1) network* when we mean that it is the canonical form of a semi-directed level-1 network \mathcal{N} . Note that a canonical network is also a semi-directed level-1 network, albeit with a maximum degree of four, instead of three. Hence, we straightforwardly extend some definitions, such as blobs and blobtrees, in a trivial way to canonical networks. It is easy to see that the canonical form of a semi-directed level-1 network can be viewed as a structure that is more refined than the blobtree, yet less refined than the original network. Moreover, the blobtree of the canonical form is equal to the blobtree of the original network. It will follow from Theorem 13 that, as with the blobtree, a canonical network can be reconstructed from its quarnet-splits. As we will see in Section 5.3, it is even the most refined network one can construct from quarnet-splits.

In this section, we are mostly concerned with the canonical form of the restriction of a network, i.e. $(\mathcal{N}|_{\mathcal{Y}})^c$ for some $\mathcal{Y} \subseteq \mathcal{X}$. Unfortunately, we might have that $(\mathcal{N}|_{\mathcal{Y}})^c \neq \mathcal{N}^c|_{\mathcal{Y}}$. Thus, it matters whether we first restrict the network, or first create the canonical form. Consider for example the set \mathcal{Y} in Figure 5. Hence, we define the following restriction procedure for canonical networks which does have the desired property (see Figure 5 for an example). Note that a 3-blob (resp. 4-blob) in a canonical network need not necessarily be a triangle (resp. 4-cycle) due to the possible degree-4 vertices.

Definition 6 (Canonical restriction). Given a canonical network \mathcal{N}^c on \mathcal{X} and some $\mathcal{Y} \subseteq \mathcal{X}$ with $|\mathcal{Y}| \geq 2$, the *canonical restriction* of \mathcal{N}^c to \mathcal{Y} is the canonical network $\mathcal{N}^c|_{\mathcal{Y}}$ obtained from \mathcal{N}^c by first taking the restriction of \mathcal{N}^c

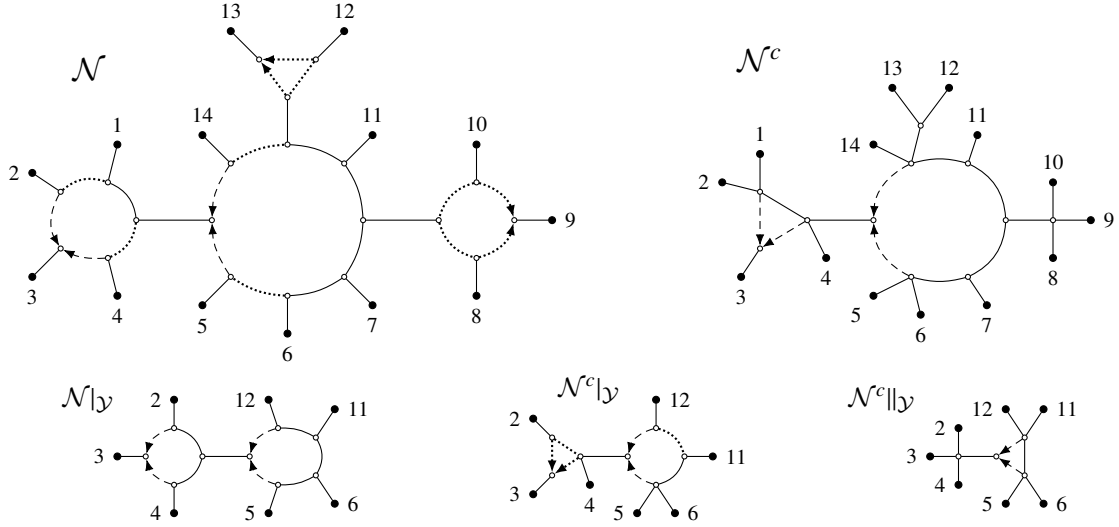


Figure 5: *Top*: A semi-directed level-1 network \mathcal{N} on $\mathcal{X} = \{1, \dots, 14\}$ and its canonical form \mathcal{N}^c obtained by contracting all dotted edges. *Bottom*: The restriction of \mathcal{N} to $\mathcal{Y} = \{2, 3, 4, 5, 6, 11, 12\}$, the restriction of \mathcal{N}^c to \mathcal{Y} , and the canonical restriction of \mathcal{N}^c to \mathcal{Y} obtained from $\mathcal{N}^c|_{\mathcal{Y}}$ by contracting all dotted edges, which either form a 4-blob, or they are a cycle contraction edge between two degree-3 vertices. Note that this last canonical network is also the canonical form of $\mathcal{N}|_{\mathcal{Y}}$.

to \mathcal{Y} , followed by contracting every 3-blob and 4-blob to a single vertex, and by contracting every cycle contraction edge between two degree-3 vertices.

Indeed, this canonical restriction is equivalent to first taking the restriction of the original network, and then creating the canonical form. This follows from the fact that every 3-blob or 4-blob in the canonical restriction of a canonical network must have been a triangle or a 4-cycle in the restriction of the original network. These blobs should thus be identified by a single vertex. Furthermore, only the cycle contraction edges between two degree-3 vertices correspond to cycle contraction edges in the original network. We present the formal statement in the following observation, yet omit its rather straightforward proof which follows from the reasoning above. Throughout the rest of this section we will frequently, yet implicitly, use this observation.

Observation 2. Given a semi-directed level-1 network \mathcal{N} on \mathcal{X} and its canonical form \mathcal{N}^c , if $\mathcal{Y} \subseteq \mathcal{X}$ with $|\mathcal{Y}| \geq 2$, then $(\mathcal{N}|_{\mathcal{Y}})^c = \mathcal{N}^c||_{\mathcal{Y}}$.

5.2. Reconstructing a canonical network

Our strategy to construct a canonical network will be similar to the strategy that was used to construct blobtrees. However, instead of contracting parts of the intermediate blobtrees (which signifies the addition of a reticulation), we add a reticulation. The reduction in the number of used quartet-splits from $\mathcal{O}(n^3)$ to $\mathcal{O}(n \log n)$ has two reasons. On the one hand, we get a reduction of $\Theta(n)$ by using Theorem 2 to our advantage. Specifically, we know where the reticulations are in a canonical network (except for those in triangles and 4-cycles) and we can thus find a constant size distinguishing set. Getting the logarithmic factor requires some more care but is loosely based on recursively picking cut-edges that create ‘balanced’ cuts in the network. We now start by transferring the concept of a stem to canonical networks.

Since the blobtree of a canonical network is equal to the blobtree of the original network, we can generalize the notions from Definition 3 to canonical networks in a straightforward way. To this end, let \mathcal{N}^c be a canonical network on \mathcal{X} and let $\mathcal{Y} \subset \mathcal{X}$ with $x \in \mathcal{Y} \setminus \mathcal{X}$. Then, a cut-edge of $\mathcal{N}^c||_{\mathcal{Y}}$ is a *strong stem edge* / *weak stem edge* / *pointing edge* (for x) if the unique edge that induces the same split in its blobtree $\mathcal{T}(\mathcal{N}^c||_{\mathcal{Y}}) = \mathcal{T}(\mathcal{N}|_{\mathcal{Y}})$ is a strong stem edge / weak stem edge / pointing edge for x . Similarly, we let a blob in $\mathcal{N}^c||_{\mathcal{Y}}$ be a *stem blob* (for x) if the vertex that represents it in its blobtree is a stem vertex for x . Specifically, if such a blob is a single vertex it is a *stem vertex* (for x), while

it is a *stem cycle (for x)* if the blob is a cycle. A *cut-path* is a path that only contains cut-edges of $\mathcal{N}^c \parallel_{\mathcal{Y}}$, and such a cut-path is a *weak stem path (for x)* if the corresponding path in its blobtree is a weak stem subtree for x . As was the case for blobtrees, we often omit ‘for x ’ if the leaf x is clear from the context. We can now define the analogue of a stem for canonical networks.

Definition 7 (Canonical stem). Let \mathcal{N} be a semi-directed level-1 network on \mathcal{X} and let $\mathcal{Y} \subset \mathcal{X}$. Given the canonical network $\mathcal{N}^c \parallel_{\mathcal{Y}}$ and some $x \in \mathcal{Y} \setminus \mathcal{X}$, a *canonical stem (for x)* of $\mathcal{N}^c \parallel_{\mathcal{Y}}$ is a strong stem edge for x , stem vertex for x , stem cycle for x , or weak stem path for x .

We refer to Figure 6 for examples of the different types of canonical stems. Analogous to Lemma 3, the next lemma shows that a canonical network has a unique canonical stem and that all pointing edges are oriented towards it. The lemma also details how to attach a leaf x to a stem, for which we need the following new attachment operation. When we *attach x to two different vertices u and v* , we mean that we add a new reticulation vertex w with directed edges uw and vw , and then attach x to w . The different ways to attach the leaves can also be seen in Figure 6. Note that the lemma does not cover the case when the canonical stem is a stem cycle. Then, we need to attach the leaf somewhere on the cycle, but this can not be done using $\mathcal{O}(1)$ quartet-splits. Later in this section we will solve this issue by deleting the reticulation of the cycle, attaching the leaf, and then putting the reticulation back in.

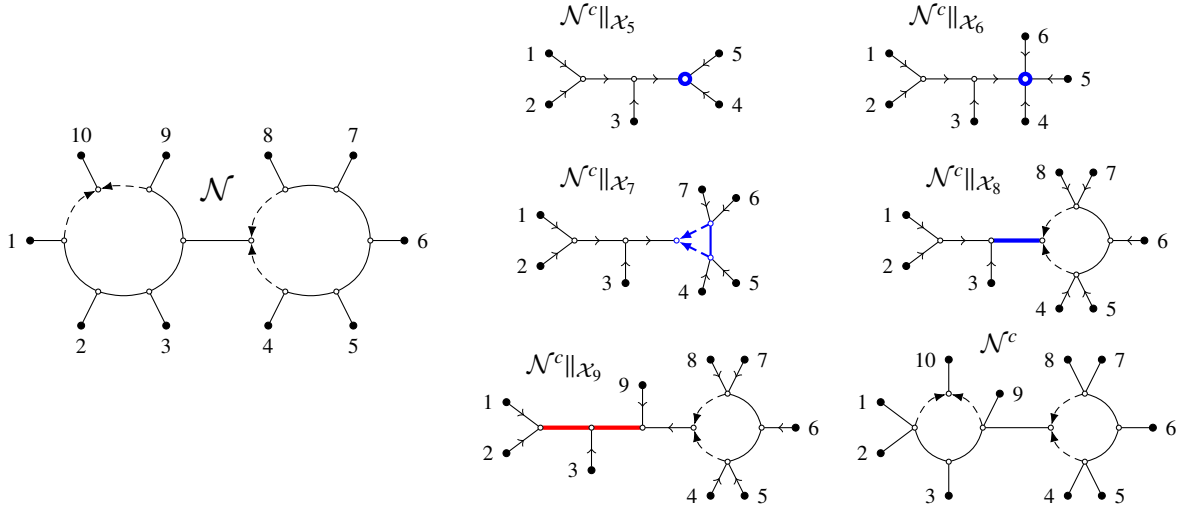


Figure 6: A semi-directed level-1 network \mathcal{N} on $\mathcal{X} = \{1, \dots, 10\}$. On the right, we have the canonical network \mathcal{N}^c and five canonical forms of network restrictions $\mathcal{N}^c \parallel_{\mathcal{X}_i}$, with \mathcal{X}_i the set of the first i leaves of \mathcal{X} . In each of the five intermediate canonical networks the oriented edges (with the arrowhead in the middle) indicate a pointing edge. The canonical stems of the canonical networks are highlighted and are in order: a stem vertex of degree-3 in thick blue, a stem vertex of degree-4 in thick blue, a stem cycle in thick blue, a strong stem edge in thick blue, and a weak stem path in thick red. Note that the dashed edges with the arrowhead at the end of the edge are reticulation edges and not pointing edges.

Lemma 7. Let \mathcal{N} be a semi-directed level-1 network on \mathcal{X} and let $\mathcal{Y} \subset \mathcal{X}$. Given the canonical network $\mathcal{N}^c \parallel_{\mathcal{Y}}$ and some $x \in \mathcal{Y} \setminus \mathcal{X}$, there is a unique canonical stem and the orientation of any pointing edge in $\mathcal{N}^c \parallel_{\mathcal{Y}}$ is towards this canonical stem. Furthermore,

- (a) if the canonical stem is a strong stem edge, then the canonical network $\mathcal{N}^c \parallel_{\mathcal{Y} \cup \{x\}}$ can be obtained from $\mathcal{N}^c \parallel_{\mathcal{Y}}$ by attaching x to this edge;
- (b) if the canonical stem is a weak stem path, then the canonical network $\mathcal{N}^c \parallel_{\mathcal{Y} \cup \{x\}}$ can be obtained from $\mathcal{N}^c \parallel_{\mathcal{Y}}$ by attaching x to both end vertices of this path;
- (c) if the canonical stem is a stem vertex of degree-3, the canonical network $\mathcal{N}^c \parallel_{\mathcal{Y} \cup \{x\}}$ can be obtained from $\mathcal{N}^c \parallel_{\mathcal{Y}}$ by attaching x to this vertex;
- (d) if the canonical stem is a stem vertex of degree-4, the canonical network $\mathcal{N}^c \parallel_{\mathcal{Y} \cup \{x\}}$ can be obtained from $\mathcal{N}^c \parallel_{\mathcal{Y}}$ in constant time using at most five quartet-splits of \mathcal{N} .

Proof. From Lemma 3 we know that the blobtree $\mathcal{T}(\mathcal{N}|_{\mathcal{Y}}) = \mathcal{T}(\mathcal{N}^c|_{\mathcal{Y}})$ contains a unique stem and all other edges are pointing edges oriented towards this stem. If the stem in this blobtree is a strong stem edge, $\mathcal{N}^c|_{\mathcal{Y}}$ has a strong stem edge. Similarly, if this stem is a stem vertex, $\mathcal{N}^c|_{\mathcal{Y}}$ has a stem vertex or a stem cycle. Lastly, if this stem is a weak stem subtree T , we know from Lemma 3b that $\mathcal{T}(\mathcal{N}|_{\mathcal{Y} \cup \{x\}}) = \mathcal{T}(\mathcal{N}^c|_{\mathcal{Y} \cup \{x\}})$ can be obtained by contracting T and then attaching x to it. To not contradict the fact that $\mathcal{N}^c|_{\mathcal{Y}}$ is level-1, all vertices of T must represent trivial blobs in $\mathcal{N}|_{\mathcal{Y}}$ (and thus in $\mathcal{N}^c|_{\mathcal{Y}}$) and they form a cut-path. Therefore, there is a weak stem path in $\mathcal{N}^c|_{\mathcal{Y}}$. This proves the first part of the lemma.

Part (a) (resp. part (c)) of the lemma follows directly from Lemma 3a (resp. Lemma 3c) and the fact that triangles (resp. 4-cycles) are suppressed in canonical networks.

For part (b), we already know by the previous reasoning that all vertices of the weak stem path become part of the same cycle \mathcal{C} when we attach x . Thus, x is the first leaf (with respect to all other leaves in \mathcal{Y}) below the reticulation of \mathcal{C} . For canonical networks, we do not care about the ordering of the two leaves in a reticulation cycle pair. Clearly, we can then just attach x to both end vertices of the path (and direct the two new edges towards x) to create the cycle \mathcal{C} .

For part (d), we let $Y_1|Y_2|Y_3|Y_4$ be the partition of \mathcal{Y} induced by the stem vertex v and we also pick one arbitrary leaf y_i from every Y_i . The stem vertex v represents a 4-cycle in $\mathcal{N}|_{\mathcal{Y}}$ and Lemma 3c tells us that v becomes a 5-blob in $\mathcal{N}^c|_{\mathcal{Y} \cup \{x\}}$ with induced partition $Y_1|Y_2|Y_3|Y_4|\{x\}$. Such a 5-blob will be a triangle with five cut-edges incident to it in $\mathcal{N}^c|_{\mathcal{Y} \cup \{x\}}$. Then, there will be exactly one subset of four leaves from $\{y_1, y_2, y_3, y_4, x\}$ that induces a quartet-split. The remaining fifth leaf then corresponds to the subset of leaves below the reticulation of \mathcal{C} , while the quartet-split is enough to order the other leaves around the triangle. \square

The next lemma, which follows from Theorem 2, is crucial for finding out whether a cut-edge is a weak/strong stem edge or a pointing edge. In contrast with the linear amount of quartet-splits that was needed in the previous section, we need only a constant amount in the case of level-1 networks.

Lemma 8. *Let \mathcal{N} be a semi-directed level-1 network on \mathcal{X} and let $\mathcal{Y} \subset \mathcal{X}$ contain k leaves. Given a cut-edge uv in the canonical network $\mathcal{N}^c|_{\mathcal{Y}}$ and some $x \in \mathcal{Y} \setminus \mathcal{X}$, one can determine in $\mathcal{O}(k)$ time whether uv is a strong stem edge, a weak stem edge, or a pointing edge, using at most four quartet-splits of \mathcal{N} .*

Proof. If the cut-edge uv induces a split $A|B$ with $|B| = 1$, we know that $A \cup \{x\}|B$ is always a split. If $|B| \geq 2$, we can use Theorem 2 to determine whether $A \cup \{x\}|B$ is a split in $\mathcal{O}(k)$ time, using at most two quartet-splits of \mathcal{N} . To be precise, we can always pick the set B' in $\mathcal{O}(k)$ time such that it has size at most two. This follows from the fact that, except for the triangles and 4-cycles, we always know where the reticulation vertices are in a canonical network. Finally, reversing the roles of A and B allows us to determine what type uv is. \square

Whenever we use the previous lemma and find out that a given edge is a strong stem edge, Lemma 7 describes how to add the leaf to the canonical network. If a weak stem edge is found, we first need to find the complete weak stem path before we can use Lemma 7 to attach a new leaf. The following lemma proves that this can be done using a logarithmic number of quartet-splits, making it the first puzzle piece to get the number of quartet-splits that our algorithm uses down to $\mathcal{O}(n \log n)$. Figure 7 is a visualization of part of the algorithm described in the proof of the lemma.

Lemma 9. *Let \mathcal{N} be a semi-directed level-1 network on \mathcal{X} and let $\mathcal{Y} \subset \mathcal{X}$ contain k leaves. Given a weak stem edge in the canonical network $\mathcal{N}^c|_{\mathcal{Y}}$ and some $x \in \mathcal{Y} \setminus \mathcal{X}$, one can find the weak stem path in $\mathcal{N}^c|_{\mathcal{Y}}$ in $\mathcal{O}(k)$ time using $\mathcal{O}(\log k)$ quartet-splits of \mathcal{N} .*

Proof. Let u_1u_2 be the given weak stem edge. By Lemma 7 there exists a unique cut-path P that is a weak stem path and that contains u_1u_2 . By the same lemma, we also know that we can obtain $\mathcal{N}^c|_{\mathcal{Y} \cup \{x\}}$ from $\mathcal{N}^c|_{\mathcal{Y}}$ by attaching x to the end vertices of P . Now let T be the unique maximal subtree of $\mathcal{N}^c|_{\mathcal{Y}}$ that contains u_1u_2 and does not contain degree-4 vertices, leaves, or vertices that are part of a cycle. Then, T is a binary tree and P is completely in T . Otherwise, attaching x to the end vertices of P would not result in a canonical network. Figure 7 shows an example of such a tree T for a given weak stem edge. Note that finding T can be done in $\mathcal{O}(k)$ time. We also store for each edge of T what its corresponding split is in $\mathcal{N}^c|_{\mathcal{Y}}$. This allows us to say that an edge in T (or in any of its subtrees) is a strong stem edge / weak stem edge / pointing edge, when we mean that the corresponding edge in $\mathcal{N}^c|_{\mathcal{Y}}$ is a strong stem edge / weak stem edge / pointing edge.

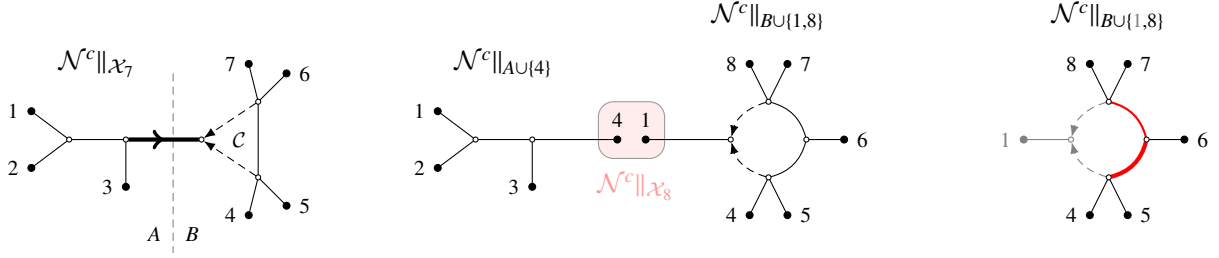


Figure 8: *Left:* The canonical restriction of the canonical network \mathcal{N}^c from Figure 6 to its first seven leaves \mathcal{X}_7 . The thick cut-edge is a pointing edge for leaf 8 and induces the split $A|B$ with $A = \{1, 2, 3\}$ and $B = \{4, 5, 6, 7\}$. *Middle:* The canonical restrictions $\mathcal{N}^c|_{A \cup \{4\}}$ and $\mathcal{N}^c|_{B \cup \{1,8\}}$. Glueing $\mathcal{N}^c|_{A \cup \{4\}}$ at 4 to $\mathcal{N}^c|_{B \cup \{1,8\}}$ at 1 is done by identifying the leaves in the shaded box and then suppressing the resulting degree-2 vertex. This results in the canonical restriction of \mathcal{N}^c to its first eight leaves \mathcal{X}_8 . *Right:* The canonical restriction $\mathcal{N}^c|_{B \cup \{8\}}$ (excluding the grey edges and vertices) with the weak stem path for leaf 1 in red. Including the grey edges and vertices produces $\mathcal{N}^c|_{B \cup \{1,8\}}$. Note that the thick red cut-edge in $\mathcal{N}^c|_{B \cup \{8\}}$ corresponds to the single non-reticulation edge of \mathcal{C} , while the thinner red cut-edge is one of the four cut-edges incident to the end-points of the thick red cut-edge.

to its stem again to obtain $\mathcal{N}^c|_{B \cup \{x,a\}}$ (see e.g. the right part of Figure 8). Note that the cycle \mathcal{C} does not appear any more in $\mathcal{N}^c|_B$ since none of the leaves below its reticulation are in B . Thus, in some sense, we are ‘unfolding’ the cycle \mathcal{C} . This also solves the problem of attaching a leaf to a stem cycle mentioned in the discussion before Lemma 7. We prove that this process can be done efficiently in the following lemma and refer to Figure 8 for an illustration of parts of the proof.

Lemma 11. *Let \mathcal{N} be a semi-directed level-1 network on \mathcal{X} and let $\mathcal{Y} \subseteq \mathcal{X}$ contain k leaves. Given are a cut-edge uv in the canonical network $\mathcal{N}^c|_{\mathcal{Y}}$ inducing the split $A|B$ and some $x \in \mathcal{Y} \setminus \mathcal{X}$, $a \in A$ and $b \in B$. If uv is a pointing edge for x with orientation uv and v is the reticulation of a cycle, then $\mathcal{N}^c|_{B \cup \{a,x\}}$ can be constructed from $\mathcal{N}^c|_{B \cup \{x\}}$ in $\mathcal{O}(k)$ time using $\mathcal{O}(1)$ quartet-splits of \mathcal{N} .*

Proof. Let \mathcal{C} be the c -cycle (with $c \geq 3$) in $\mathcal{N}^c|_{\mathcal{Y}}$ of which v is the reticulation and note that \mathcal{C} (and its reticulation v) also exist in $\mathcal{N}^c|_{B \cup \{a\}}$ (which is just a canonical restriction of $\mathcal{N}^c|_{\mathcal{Y}}$). Since uv is a pointing edge for x in $\mathcal{N}^c|_{\mathcal{Y}}$, the leaf x is not attached somewhere below the reticulation v when constructing $\mathcal{N}^c|_{\mathcal{Y} \cup \{x\}}$ from $\mathcal{N}^c|_{\mathcal{Y}}$ (see Lemma 7). Therefore, to construct $\mathcal{N}^c|_{B \cup \{a,x\}}$ from $\mathcal{N}^c|_{B \cup \{x\}}$ we need to attach a such that it creates a cycle with a being the only leaf below its reticulation. The resulting cycle will then be a c -cycle or $(c + 1)$ -cycle (depending on whether x is attached to the cycle or somewhere else). By Lemma 7, this means that we need to attach a to a weak stem path for a in $\mathcal{N}^c|_{B \cup \{x\}}$. In particular, this weak stem path has to be a path of $c - 1$ or c vertices for the new cycle to be a c -cycle or $(c + 1)$ -cycle. We will now describe how to find this weak stem path in $\mathcal{O}(k)$ time using $\mathcal{O}(1)$ quartet-splits, which will then prove the lemma.

Note that every non-reticulation edge of \mathcal{C} in $\mathcal{N}^c|_{B \cup \{a\}}$ (or equivalently in $\mathcal{N}^c|_{\mathcal{Y}}$) corresponds to a unique cut-edge in $\mathcal{N}^c|_B$ (see e.g. Figure 8). In $\mathcal{N}^c|_{B \cup \{x\}}$ these cut-edges still exist, although one of them could have been subdivided in the case that x was attached to it. Clearly, for the resulting cycle in $\mathcal{N}^c|_{B \cup \{a,x\}}$ to be compatible with the cycle \mathcal{C} in $\mathcal{N}^c|_{B \cup \{a\}}$, all of these cut-edges have to be part of the weak stem path for a . Now note that these cut-edges form a path in $\mathcal{N}^c|_{B \cup \{x\}}$ and that there are either $c - 2$ or $c - 1$ of them (depending on whether one of them was subdivided by an attachment of x). Therefore, we have already found a path of $c - 1$ or c vertices containing only weak stem edges. Recall that we know that the weak stem path for a has length at most c . Therefore, it is sufficient to check whether the four cut-edges incident to the end-vertices of the path are weak stem edges. By Lemma 8 this takes $\mathcal{O}(k)$ time and $\mathcal{O}(1)$ quartet-splits for each of the four cut-edges. \square

In light of Lemma 10 we ideally want to find cut-edges that split the leaf set in a ‘balanced’ way, thus cutting off roughly half of the leaves each time we recurse. This would allow us to get the desired logarithm in the number of quartet-splits that are used. Unfortunately, such an edge does not always exist (consider e.g. a canonical network with one very large cycle as its only internal blob). However, if we choose our cut-edges smartly, we can use Lemma 11 to ‘unfold’ such a cycle and find a ‘balanced’ cut-edge within the unfolded cycle. To formalize this we will introduce some new ‘central’ structures in canonical networks.

Given a canonical network \mathcal{N}^c on \mathcal{X} , an internal blob \mathcal{B} is a *central blob* if every component of $\mathcal{N}^c - \mathcal{B}$ contains at most half of the leaves of \mathcal{X} . Since a canonical network is obtained from a level-1 network, a central blob is either a *central vertex* or a *central cycle*. Given a central blob, we let a cut-edge uv incident to it be a *central edge*. Clearly, if uv is a central edge inducing the split $A|B$ (where u is in the blob and so A is on the side of the blob) then $|\mathcal{X}| \geq 3$, and so $|A| \geq 2$ and $|B| \leq \frac{1}{2}|\mathcal{X}|$. A central edge uv incident to a central blob \mathcal{B} (where u is in \mathcal{B}) of a canonical network is *nice* if uv satisfies one of the following two statements: (i) \mathcal{B} is a central vertex, $|A| \leq \frac{3}{4}|\mathcal{X}|$ and $|B| \geq 2$; (ii) \mathcal{B} is a central cycle and uv is the cut-edge incident to the reticulation of this cycle. See the left part of Figure 9 for an illustration of central blobs and central edges. Note that a canonical network does not always have both a central vertex and a central cycle.

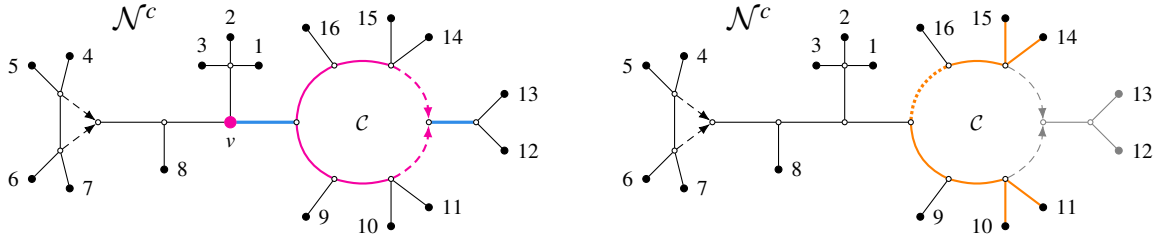


Figure 9: A canonical network \mathcal{N}^c on $\mathcal{X} = \{1, \dots, 16\}$. *Left*: The two central blobs of \mathcal{N}^c : a central vertex v in pink and a central cycle \mathcal{C} in pink. The left thick blue edge is a nice central edge incident to v , and the right thick blue edge is a nice central edge incident to \mathcal{C} . *Right*: The spine edges of the cycle \mathcal{C} in orange with the dotted orange edge being a nice spine edge of \mathcal{C} . The filled black leaves are the leaves $\mathcal{Y} = \{1, \dots, 11, 14, 15, 16\}$ not below the reticulation of \mathcal{C} . Deleting the grey edges and vertices forms the canonical restriction $\mathcal{N}^c|_{\mathcal{Y}}$, in which the nice spine edge is a cut-edge.

By definition, a cycle \mathcal{C} in a canonical network \mathcal{N}^c will always contain two degree-4 vertices. We call the four cut-edges incident to the two degree-4 vertices the *outer spine edges* of the cycle and the non-reticulation edges within the cycle the *inner spine edges*. Together, they form the *spine edges* of \mathcal{C} (see Figure 9). If we let $\mathcal{Y} \subset \mathcal{X}$ be the set of leaves not below the reticulation of \mathcal{C} , then every spine edge of \mathcal{C} corresponds to a unique cut-edge in $\mathcal{N}^c|_{\mathcal{Y}}$. The *spine split* $A'|B'$ induced by a spine edge of \mathcal{C} is the split induced by the corresponding cut-edge in $\mathcal{N}^c|_{\mathcal{Y}}$. Thus, $A'|B'$ is a partition of \mathcal{Y} and not of \mathcal{X} . A spine edge of a central cycle is *nice* if it has spine split $A'|B'$ such that $2 \leq |A'| \leq \frac{3}{4}|\mathcal{X}|$ and $2 \leq |B'| \leq \frac{3}{4}|\mathcal{X}|$ (see Figure 9). That means that a nice spine edge is ‘balanced’ with respect to the leaves in \mathcal{X} (and not necessarily those in \mathcal{Y}). Lemma 12 shows that we can efficiently find the different types of nice edges.

Lemma 12. *Given a canonical level-1 network \mathcal{N}^c on \mathcal{X} with $n \geq 5$ leaves, one can find a central blob \mathcal{B} and a nice central edge incident to \mathcal{B} in $\mathcal{O}(n)$ time. Furthermore, if \mathcal{B} is a central cycle, one can find a nice spine edge of \mathcal{B} in $\mathcal{O}(n)$ time.*

Proof. The following algorithm shows the existence of a central blob and a nice central edge and how to find them. First, create the blobtree $\mathcal{T}(\mathcal{N}^c)$ in $\mathcal{O}(n)$ time. An internal vertex v of $\mathcal{T}(\mathcal{N}^c)$ is *leaf-centroid* if every component of $\mathcal{T}(\mathcal{N}^c) - v$ contains at most $\frac{n}{2}$ leaves. A straightforward greedy-type algorithm from [22, Lem. 5] shows that a leaf-centroid always exists and how to find one in linear time. Clearly, an internal vertex of $\mathcal{T}(\mathcal{N}^c)$ is a leaf-centroid if and only if the blob it represents is a central blob. Thus, we have found a central blob \mathcal{B} . If \mathcal{B} is a central cycle with reticulation r , we can pick the cut-edge incident to r as our nice central edge. Otherwise, if \mathcal{B} is a central vertex v , we pick a cut-edge vw (inducing the split $A|B$) that cuts off most of the leaves from v . That is, $|B|$ is as large as possible. Since v has at most four incident cut-edges, we have $|A| \leq \frac{3}{4}n$. Furthermore, since $n \geq 5$ and vw cuts off most of the leaves, we must also have $|B| \geq 2$. Thus vw is a nice central edge.

Now assume that \mathcal{B} is a central cycle and let $Y_1|Y_2| \dots |Y_{k-1}|Y_k|Z$ be the partition of \mathcal{X} induced by \mathcal{B} . Assume that Z is the set of leaves below the reticulation, and that the Y_i follow the order of the cycle. Note that Y_1, Y_2, Y_{k-1} and Y_k correspond to the outer spine edges of the cycle and that the order of Y_1 and Y_2 (resp. Y_{k-1} and Y_k) is arbitrary. Then, $\mathcal{Y} = \bigcup_{i=1}^k Y_i$ is the set of leaves not below the reticulation. Note that for every $\ell \in \{1, \dots, k-1\}$ there is a cut-edge in $\mathcal{N}^c|_{\mathcal{Y}}$ inducing the split $Y_1 \cup \dots \cup Y_\ell | Y_{\ell+1} \cup \dots \cup Y_k$. In particular, these are all edges corresponding to spine edges of \mathcal{B} (see Figure 9).

Finding a nice spine edge of \mathcal{B} is now fairly simple. Since \mathcal{B} was a central cycle, we know that $1 \leq |Y_i| \leq \frac{n}{2}$ for each i . Our first candidate is the cut-edge that cuts off Y_1 . If $|Y_1| \geq \frac{n}{4}$, that will be our nice spine edge. Otherwise, we move to the cut-edge that cuts off Y_1 and Y_2 . Again, if $|Y_1 \cup Y_2| \geq \frac{n}{4}$ we stop, and if $|Y_1 \cup Y_2| < \frac{n}{4}$ we move to the next cut-edge. We keep continuing this procedure until $|Y_1 \cup \dots \cup Y_\ell| \geq \frac{n}{4}$ for some $\ell < k$. Then, the cut-edge e inducing the split $A'|B'$ (where $A' = Y_1 \cup \dots \cup Y_\ell$ and $B' = Y_{\ell+1} \cup \dots \cup Y_k$) has $|A'|, |B'| \leq \frac{3}{4}n$. Furthermore, since $n \geq 5$, this also forces $|A'|, |B'| \geq 2$. Thus, e is a nice spine edge of \mathcal{B} . \square

Finally, we are ready to devise Algorithm 2 which recursively adds a leaf to a canonical network. In the spirit of Algorithm 1, our final reconstruction algorithm will then repeatedly apply Algorithm 2 to attach n leaves (in any arbitrary order) to a canonical network in $\mathcal{O}(n^2)$ time using $\mathcal{O}(n \log n)$ quartet-splits. Before proving this in Theorem 13, we first roughly sketch how Algorithm 2 works. We refer to Figure 10 for an illustration of the recursive part of the algorithm. Apart from the quartet-splits, the canonical network $\mathcal{N}^c|_{\mathcal{Y}}$ and the new leaf x , the algorithm takes as optional input a cut-edge uv . At the top level of the recursion this cut-edge is not provided, so we will leave this variation to the end of our discussion.

Unless we are in the base case, we first find a central blob \mathcal{B} and incident central edge uv , after which we check whether it is a strong stem edge, weak stem edge or pointing edge. If uv turns out to be a strong stem edge, we can attach x to it (see Lemma 7 and Figure 6). In the case that uv is a weak stem edge, we first find the weak stem path, after which we attach x to it (again see Lemma 7 and Figure 6).

The final case is when uv (with induced split $A|B$) is a pointing edge. Then, it is enough to construct $\mathcal{N}^c|_{B \cup \{x, a\}}$, which can subsequently be glued to $\mathcal{N}^c|_{A \cup \{b\}}$ to create $\mathcal{N}^c|_{\mathcal{Y} \cup \{x\}}$ on line 23 (see also the middle part of Figure 8). On the one hand, if uv is oriented away from the blob \mathcal{B} (i.e. u is in \mathcal{B}) or \mathcal{B} is a central vertex, we simply attach x to $\mathcal{N}^c|_{B \cup \{a\}}$ by recursion. Since uv is a nice central edge this will always cut off some leaves. In the other case, \mathcal{B} is a central cycle and uv is oriented towards \mathcal{B} with v the reticulation of \mathcal{B} . We can not recurse directly on $\mathcal{N}^c|_{B \cup \{a\}}$ since it might not cut off anything (consider again a network with one large cycle). So, we recurse on $\mathcal{N}^c|_{\mathcal{B}}$ and attach x . Here, we also provide a cut-edge st which will take over the role of uv in the next level of recursion. Note that we do not provide an incident blob, so in the next level of recursion \mathcal{B} is undefined. After $\mathcal{N}^c|_{B \cup \{x\}}$ is created, we attach the leaf a again (see Lemma 11 and the right part of Figure 8).

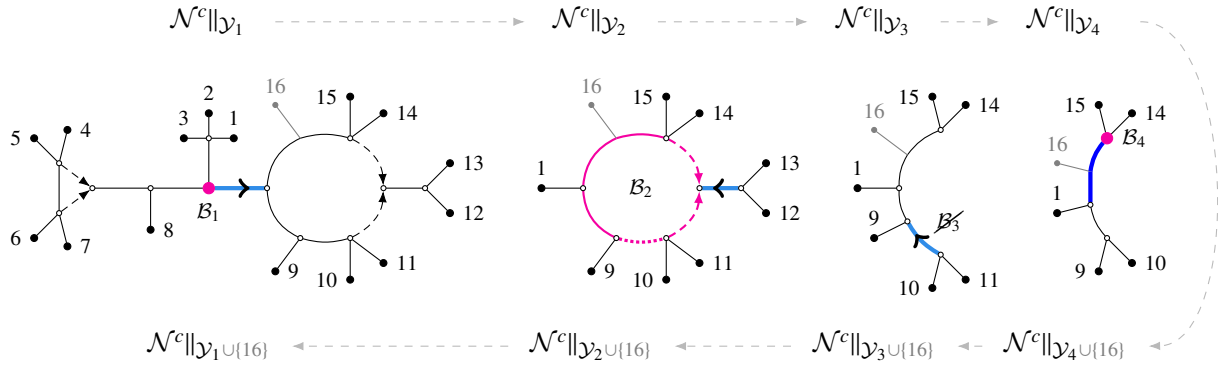


Figure 10: Illustration of Algorithm 2 when used to attach leaf 16 to $\mathcal{N}^c|_{\mathcal{Y}_1}$, where \mathcal{N}^c is the canonical network from Figure 9 and $\mathcal{Y}_1 = \{1, \dots, 15\}$ contains its first fifteen leaves. The algorithm recurses (from left to right, excluding the grey leaf 16) on the leaf sets $\mathcal{Y}_1, \mathcal{Y}_2 = \{1, 9, \dots, 15\}, \mathcal{Y}_3 = \{1, 9, 10, 11, 14, 15\}$ and $\mathcal{Y}_4 = \{1, 9, 10, 14, 15\}$. In the recursive steps $i \in \{1, 2, 4\}$, a central blob \mathcal{B}_i (in pink) and an incident nice central edge $u_i v_i$ (the thick light/dark blue edge) are found. In recursive step 3, the central blob \mathcal{B}_3 is undefined and the thick light blue edge $u_3 v_3$ instead originates from a nice spine edge (in dotted pink) of the previous central cycle \mathcal{B}_2 . In the recursive steps $i \in \{1, 2, 3\}$, the light blue edge $u_i v_i$ is a pointing edge for leaf 16 (with the arrowhead showing the orientation) which is used to cut off part of the network. In the last recursive step, the dark blue edge $u_4 v_4$ is a strong stem edge used to attach leaf 16 (in grey). The algorithm subsequently moves back up to the top level of the recursion, each time gluing the relevant parts back to the canonical restrictions of the network (from right to left, now including the grey leaf 16).

Algorithm 2: Recursive procedure to attach a leaf to a canonical network

Input: quarnet-splits of a semi-directed level-1 network \mathcal{N} on \mathcal{X} ; canonical network $\mathcal{N}^c|_{\mathcal{Y}}$ on $\mathcal{Y} \subset \mathcal{X}$; leaf $x \in \mathcal{X} \setminus \mathcal{Y}$ to be attached; *optional:* a non-trivial cut-edge uv corresponding to a nice spine edge of the last recursive call

Output: canonical network $\mathcal{N}^c|_{\mathcal{Y} \cup \{x\}}$

- 1 **if** $|\mathcal{Y}| \in \{2, 3, 4\}$ **then**
- 2 find the canonical stem of $\mathcal{N}^c|_{\mathcal{Y}}$ by determining for each edge of $\mathcal{N}^c|_{\mathcal{Y}}$ whether it is a strong stem edge, weak stem edge or pointing edge, using the quarnet-splits of \mathcal{N} and Lemma 8
- 3 $\mathcal{N}^c|_{\mathcal{Y} \cup \{x\}}$ is constructed from $\mathcal{N}^c|_{\mathcal{Y}}$ as described in Lemma 7
- 4 **return** $\mathcal{N}^c|_{\mathcal{Y} \cup \{x\}}$
- 5 **if no cut-edge uv is provided then**
- 6 $\mathcal{B} \leftarrow$ central blob of $\mathcal{N}^c|_{\mathcal{Y}}$, using Lemma 12
- 7 $uv \leftarrow$ nice central edge of $\mathcal{N}^c|_{\mathcal{Y}}$ incident to \mathcal{B} , using Lemma 12
- 8 determine whether uv is a strong stem edge, weak stem edge or pointing edge, using the quarnet-splits of \mathcal{N} and Lemma 8
- 9 **if uv is a strong stem edge then**
- 10 $\mathcal{N}^c|_{\mathcal{Y} \cup \{x\}}$ is constructed from $\mathcal{N}^c|_{\mathcal{Y}}$ by attaching x to uv ; // see Figures 6 and 10
- 11 **else if uv is a weak stem edge then**
- 12 determine the weak stem path in $\mathcal{N}^c|_{\mathcal{Y}}$ containing uv , using the quarnet-splits of \mathcal{N} and Lemma 9
- 13 $\mathcal{N}^c|_{\mathcal{Y} \cup \{x\}}$ is constructed from $\mathcal{N}^c|_{\mathcal{Y}}$ by attaching x to the end vertices of the cut-path; // see Figure 6
- 14 **else if uv is a pointing edge with orientation uv then** // otherwise, reverse roles of u, v
- 15 $A|B \leftarrow$ split induced by uv ; // this implies that A is on the side of u
- 16 $a \leftarrow$ arbitrary leaf from A ; $b \leftarrow$ arbitrary leaf from B
- 17 **if \mathcal{B} is undefined or u is in \mathcal{B} or \mathcal{B} is a central vertex then**
- 18 $\mathcal{N}^c|_{\mathcal{B} \cup \{x, a\}}$ is constructed from $\mathcal{N}^c|_{\mathcal{B} \cup \{a\}}$ by attaching x with (recursion on) Algorithm 2
- 19 **else**
- 20 $st \leftarrow$ non-trivial cut-edge of $\mathcal{N}^c|_{\mathcal{B}}$ corresponding to a nice spine edge of \mathcal{B} in $\mathcal{N}^c|_{\mathcal{Y}}$, using Lemma 12
- 21 $\mathcal{N}^c|_{\mathcal{B} \cup \{x\}}$ is constructed from $\mathcal{N}^c|_{\mathcal{B}}$ by attaching x with (recursion on) Algorithm 2 and providing st as optional argument
- 22 $\mathcal{N}^c|_{\mathcal{B} \cup \{x, a\}}$ is constructed from $\mathcal{N}^c|_{\mathcal{B} \cup \{x\}}$ by attaching a , using the quarnet-splits of \mathcal{N} and Lemma 11
- 23 $\mathcal{N}^c|_{\mathcal{Y} \cup \{x\}}$ is constructed by glueing $\mathcal{N}^c|_{\mathcal{A} \cup \{b\}}$ at b to $\mathcal{N}^c|_{\mathcal{B} \cup \{a, x\}}$ at a ; // see Figure 8
- 24 **return** $\mathcal{N}^c|_{\mathcal{Y} \cup \{x\}}$

Theorem 13. *Given the quarnet-splits of a semi-directed level-1 network \mathcal{N} on $\mathcal{X} = \{x_1, \dots, x_n\}$, there exists an algorithm that constructs the canonical form of \mathcal{N} in $\mathcal{O}(n^2)$ time using $\mathcal{O}(n \log n)$ quarnet-splits of \mathcal{N} .*

Proof. Correctness: The algorithm starts with a single edge between two arbitrary leaves and then repeatedly attaches the remaining $\mathcal{O}(n)$ leaves in arbitrary order with Algorithm 2. Note that we do not provide the optional cut-edge in the top level recursive calls of Algorithm 2. To prove correctness it will be enough to prove the following claim by strong induction on k : given a set $\mathcal{Y} \subset \mathcal{X}$ of k leaves, the canonical network $\mathcal{N}^c|_{\mathcal{Y}}$, some leaf $x \in \mathcal{Y} \setminus \mathcal{X}$, and optionally a non-trivial cut-edge uv , Algorithm 2 constructs the canonical network $\mathcal{N}^c|_{\mathcal{Y} \cup \{x\}}$. In the base cases where $k \in \{2, 3, 4\}$, the claim follows directly from Lemmas 7 and 8. This is true since the canonical stem can never be a stem cycle in a canonical network with at most four leaves, so Lemma 7 covers all cases.

Now let $k \geq 5$ be arbitrary and assume that the claim holds for all values k' with $2 \leq k' < k$. If no cut-edge uv is provided, Lemma 12 will always find a central blob \mathcal{B} and incident nice central edge uv . Lemma 8 will correctly determine whether uv is a strong stem edge, weak stem edge or pointing edge. If uv is a strong or weak stem edge, Lemmas 7 and 9 prove correctness.

The third if-statement is entered when uv is a pointing edge with orientation uv . The glueing operation to obtain

$\mathcal{N}^c|_{\mathcal{Y} \cup \{x\}}$ on line 23 is then correct by Lemma 10. It remains to show that the creation of $\mathcal{N}^c|_{B \cup \{x,a\}}$ is correct. First, consider the case where \mathcal{B} is undefined, u is in \mathcal{B} and/or \mathcal{B} is a central vertex. If \mathcal{B} is undefined, a non-trivial cut-edge was provided and we have $2 \leq |B \cup \{a\}| \leq k - 1 < k$. Otherwise, if u is in \mathcal{B} and/or \mathcal{B} is a central vertex, uv is a nice central edge. Specifically, if u is in \mathcal{B} (so uv points away from \mathcal{B}), we have by the definition of a central edge that $|B \cup \{a\}| \leq \frac{1}{2}k + 1 < k$. On the other hand, if v is in \mathcal{B} and \mathcal{B} is a central vertex, then $|B \cup \{a\}| \leq \frac{3}{4}k + 1 < k$ by the definition of a nice central edge. In all cases we recurse on a canonical network with strictly fewer leaves (and more than two leaves), which shows correctness by the induction hypothesis.

For the other case, note that since \mathcal{B} is not undefined, no cut-edge uv could have been provided as an argument. Thus, because \mathcal{B} is also not a central vertex, it is a central cycle and uv is a nice central edge incident to it such that v is the reticulation of \mathcal{B} . By Lemma 12, we can indeed find a nice spine edge of the cycle \mathcal{B} , which in turn corresponds to a non-trivial cut-edge st in $\mathcal{N}^c|_B$ (see e.g. Figure 9). Thus, $2 \leq |B| < k$ and we recurse on a strictly smaller network (with at least two leaves), proving that $\mathcal{N}^c|_{B \cup \{x\}}$ is constructed correctly by the induction hypothesis. Since \mathcal{B} is a central cycle and v is the reticulation of \mathcal{B} , Lemma 11 then proves that $\mathcal{N}^c|_{B \cup \{x,a\}}$ is constructed correctly.

Complexity: Recall that the main algorithm repeatedly invokes Algorithm 2 (without providing a cut-edge at the top level of recursion) to attach all the $\mathcal{O}(n)$ leaves. Thus, for the theorem it will be enough to show that Algorithm 2 takes $\mathcal{O}(k)$ time and uses $\mathcal{O}(\log k)$ quarnet-splits on a canonical network of k leaves (when no cut-edge is provided at the top level of recursion).

We will first consider the maximum recursion depth $D(k)$ of Algorithm 2 applied to a canonical network of k leaves. At the top level of recursion no cut-edge is provided and \mathcal{B} is defined. Thus, when the algorithm recurses and u is in \mathcal{B} or \mathcal{B} is a central vertex, it recurses on a canonical network with at most $\frac{3}{4}k + 1$ leaves (see the correctness proof). The other case when the algorithm recurses is if v is in \mathcal{B} and \mathcal{B} is a central cycle. Then, again by the previous correctness proof, it recurses on at most $k - 1$ leaves. However, a cut-edge derived from a nice spine edge with spine split $A'|B'$ is also provided for the next level of recursion. We then know that $2 \leq |A'| \leq \frac{3}{4}k$ and $2 \leq |B'| \leq \frac{3}{4}k$. But this means that the recursion on the next level is on a leaf set with at most $\frac{3}{4}k + 1$ leaves. Hence, we obtain the recurrence formula $D(k) \leq D(\frac{3}{4}k + 1) + 2$ for $k \geq 5$ with $D(5) \leq 1$. Whenever $k \geq 5$ we have $\frac{3}{4}k + 1 < \frac{19}{20}k$ and therefore the formula simplifies to $D(k) \leq D(\frac{19}{20}k) + 2$. It then easily follows that the recursion depth is $\mathcal{O}(\log k)$.

For the final complexity, note that the glueing operations, attaching leaves, finding splits and the (implicit) canonical restrictions all take no more than $\mathcal{O}(k)$ time per recursive level. This holds because the number of vertices and edges in a canonical network is a linear function of its leaves. All the other non-recursive operations also take $\mathcal{O}(k)$ time as outlined in Lemmas 8, 9, 11 and 12. Together with the recursion depth of $\mathcal{O}(\log k)$ this results in a total time complexity of $\mathcal{O}(k)$ for Algorithm 2. The operations from Lemmas 8, 11 and 12 all use $\mathcal{O}(1)$ quarnet-splits, whereas Lemma 9 uses $\mathcal{O}(\log k)$ quarnet-splits. However, the method from Lemma 9 is only used when the algorithm does not recurse any further. Hence, it follows from the recursion depth that the total number of quarnet-splits used by Algorithm 2 is $\mathcal{O}(\log k)$. \square

5.3. Reconstructing a level-1 network from its canonical form

The previous subsection was concluded with an algorithm that constructs the canonical form of a semi-directed level-1 network from its quarnet-splits. If more information is available, i.e. the full quarnets are known, we can create the complete network from its canonical form. This is described in the following theorem. Assuming that the network is triangle-free even allows us to construct the complete network while disregarding any triangles in the quarnets. As explained in the introductory section, this aligns nicely with recent work showing that the triangles in quarnets are hard to locate in practice [14, 15].

Theorem 14. *Given the quarnets of a semi-directed level-1 network \mathcal{N} on $\mathcal{X} = \{x_1, \dots, x_n\}$ with $n \geq 4$, there exists an algorithm that reconstructs \mathcal{N} in $\mathcal{O}(n^2)$ time using $\mathcal{O}(n \log n)$ quarnets of \mathcal{N} . Furthermore, if \mathcal{N} is triangle-free, the algorithm only needs $\mathcal{O}(n \log n)$ quarnet-splits and $\mathcal{O}(n)$ four-cycle quarnets of \mathcal{N} .*

Proof. Theorem 13 proves that we can construct the canonical network \mathcal{N}^c in quadratic time from $\mathcal{O}(n \log n)$ quarnet-splits of \mathcal{N} , which can be formed from the quarnets of \mathcal{N} . It remains to show that we can transform every blob of \mathcal{N}^c into the correct blob of \mathcal{N} . The complexity bounds will then follow directly from the fact that \mathcal{N} has $\mathcal{O}(n)$ blobs and that the described methods take no more than $\mathcal{O}(n)$ time (and $\mathcal{O}(1)$ quarnets) per blob. Given a cycle \mathcal{C} , we will refer to the circular order of the subnetworks around \mathcal{C} and the placement of the reticulation as the *orientation* of \mathcal{C} .

Every blob of \mathcal{N}^c that consists of a single degree-4 vertex v is a 4-cycle \mathcal{C} in \mathcal{N} . Suppose the partition of \mathcal{X} induced by v is $Y_1|Y_2|Y_3|Y_4$ and choose one leaf y_i from every Y_i . Then the quarnet $\mathcal{N}|_{\{y_1, y_2, y_3, y_4\}}$ will be a four-cycle with one reticulation vertex and its orientation tells us exactly what the orientation of \mathcal{C} must be in \mathcal{N} .

Similarly, every blob of \mathcal{N}^c that consists of a single degree-3 vertex v is either a single vertex v' or a triangle \mathcal{C} in \mathcal{N} . Suppose the partition of \mathcal{X} induced by v is $Y_1|Y_2|Y_3$ such that $|Y_3| \geq 2$ (this exists since $n \geq 4$). Choose one leaf y_i from every Y_i and choose y_4 as a different leaf from Y_3 . The quarnet $\mathcal{N}|_{\{y_1, y_2, y_3, y_4\}}$ will then be a quartet tree, a single triangle, or a double triangle (see e.g. Figure 2). If we restrict this quarnet to $\{y_1, y_2, y_3\}$, we either get a triangle or a 3-star. If this *trinet* is a triangle, we know the exact orientation of the triangle \mathcal{C} in \mathcal{N} . If the trinet is a 3-star, we know that v is a single vertex v' in \mathcal{N} . Note that this step is redundant if \mathcal{N} is triangle-free, hence the special case of the theorem.

Lastly, in every large cycle \mathcal{C} of \mathcal{N} the two cycle contraction edges are contracted when obtaining \mathcal{N}^c . A similar strategy as above allows us to determine how to undo this operation. Specifically, suppose that $Y_1|Y_2|\dots|Y_{k-1}|Y_k|Z$ is the partition of \mathcal{X} induced by \mathcal{C} with Z below the reticulation, and Y_1, Y_2 and Y_{k-1}, Y_k the leaf sets corresponding to the two cycle contraction edges. If we let $y_i \in Y_i$ and $z \in Z$ be arbitrary, then the two four-cycle quarnets $\mathcal{N}|_{\{z, y_1, y_2, y_{k-1}\}}$ and $\mathcal{N}|_{\{z, y_{k-1}, y_k, y_1\}}$ directly show what the orientation of \mathcal{C} must be in \mathcal{N} . \square

The proof of the previous result also implicitly shows why the canonical network is the most refined network one can unambiguously construct from quarnet-splits. In particular, it is impossible to locate triangles using quarnet-splits, to infer the circular order of subnetworks and the reticulation vertex of 4-cycles, and to determine how the two cut-edge pairs next to a reticulation vertex of a large cycle are ordered. Therefore, quarnet-splits do not uniquely determine a complete semi-directed level-1 network.

Recall that Proposition 6 showed that any algorithm using only quarnet-splits to reconstruct the blobtree of a semi-directed level- ℓ network needs to use $\Omega(n \log n + \ell \cdot n)$ quarnet-splits. Since one can easily create the blobtree of a level-1 network from its canonical form, Theorem 13 implies that one can reconstruct the blobtree of a level-1 network from $\mathcal{O}(n \log n)$ quarnet-splits. Thus, the lower bound from Proposition 6 is tight for level-1 networks. Furthermore, a similar information-theoretic argument as in Proposition 6 shows that the algorithm from Theorem 14 is optimal in terms of the number of quarnets it uses. That is, no algorithm exists that uses asymptotically less than $\mathcal{O}(n \log n)$ quarnets to reconstruct a semi-directed level-1 network. We present the formal statement in the following proposition.

Proposition 15. *Given the quarnets of a semi-directed level-1 network \mathcal{N} on $\mathcal{X} = \{x_1, \dots, x_n\}$, any algorithm using only quarnets to reconstruct \mathcal{N} needs to use $\Omega(n \log n)$ quarnets.*

Proof. In [21] it is shown that there are $2^{\Omega(n \log n)}$ possible binary phylogenetic trees on n leaves, which is thus surely a lower bound on the number of n -leaf semi-directed level-1 networks. Up to labelling the leaves, there are only six possible level-1 quarnets (see Figure 2). Counting the number of different labellings then reveals that on any given set of four leaves there are 3 possible quartet trees, 18 single triangles, 18 double triangles, and 12 four-cycles. Thus, by an information-theoretic argument, any algorithm using only quarnets to reconstruct \mathcal{N} needs to use $\log_{3+18+18+12}(2^{\Omega(n \log n)}) = \Omega(n \log n)$ quarnets in the worst case. \square

6. Discussion

The main contributions of this paper are two-fold. First, we presented an $\mathcal{O}(n^3)$ time algorithm that reconstructs the blobtree of any binary n -leaf semi-directed network with unbounded level, using $\mathcal{O}(n^3)$ splits of its quarnets (assuming direct access to the splits of all quarnets). We have not shown that this is optimal but have shown that any such algorithm needs $\Omega(n^2)$ quarnet-splits in the worst case. Secondly, we created an algorithm that reconstructs binary n -leaf semi-directed level-1 networks in $\mathcal{O}(n^2)$ time, using an optimal number of $\mathcal{O}(n \log n)$ quarnets (assuming direct access to all quarnets).

Two obvious open questions that remain are whether the $\Theta(n)$ gap for the blobtree reconstruction algorithm can be bridged and whether the time complexity of the level-1 network reconstruction algorithm can be reduced from $\mathcal{O}(n^2)$ to $\mathcal{O}(n \log n)$. For the latter improvement, one might draw some inspiration from [13], who present an optimal algorithm that reconstructs undirected phylogenetic trees of degree d from $\Theta(d \cdot n \cdot \log_d n)$ quartets and running in similar

time.¹ The optimality of that algorithm also signifies an inherent difference between the seemingly similar blobtree reconstruction from quarnet-splits and the phylogenetic tree reconstruction from quartets. Whereas the number of quartets used in the algorithm by [13] reduces to $\Theta(n \log n)$ for binary trees, we showed that reconstructing the blobtree of any binary semi-directed network requires $\Omega(n^2)$ quarnet-splits. One might suspect this difference follows from the fact that the blobtrees themselves could be of high degree. This is not true however, since we showed that blobtrees of binary semi-directed level-1 networks can be reconstructed with $\mathcal{O}(n \log n)$ quarnet-splits, even if they have high-degree blobs.

A further research direction related to this paper is the step from level-1 to level-2. In [23] this was achieved for the construction of rooted/directed level-2 phylogenetic networks from trinet (3-leaf subnetworks). Recent findings by Huber et al. [10] show that semi-directed level-2 networks can be distinguished by their quarnets. This suggests the jump from level-1 to level-2 is possible for the semi-directed case. We already know how to reconstruct the blobtree of a level-2 network (although this could perhaps be sped up) which only leaves the separate blobs to be reconstructed. To this end, it might be worthwhile to generalize our canonical form to higher-level networks, thus formalizing the most refined level-2 network that can be reconstructed from quarnet-splits. Note that [24] has already made some progress on identifiability results for the level-2 case under group-based models of evolution.

Lastly, from a practical point of view, a more robust algorithm that also works for imperfect data would be a logical next step. For example, a *dense* set of quarnets (i.e. one quarnet for each set of four leaves) could be given, where the quarnets are not necessarily all displayed by the same network. One objective might be to find a semi-directed level-1 network that displays as many given quarnets as possible: the *maximum quarnet compatibility* problem. However, this is NP-hard, which can easily be shown using the fact that it already is for trees and quartets [25]. Thus, there is a need for heuristics, ideally ones that are *consistent*: returning the true network whenever the data is perfect. One might look at phylogenetic tree reconstruction methods that work with dense sets of quartets for inspiration [25, 26]. Another sensible starting point is to explore methods that construct rooted/directed level-1 phylogenetic networks from dense sets of triplets (Lev Iathan, [27]) or trinet (TriLoNet, [28]).

References

- [1] C. Solís-Lemus, C. Ané, Inferring phylogenetic networks with maximum pseudolikelihood under incomplete lineage sorting, *PLoS Genet.* 12 (3) (2016) e1005896. doi:10.1371/journal.pgen.1005896.
- [2] E. S. Allman, H. Baños, J. A. Rhodes, Nanuq: a method for inferring species networks from gene trees under the coalescent model, *Algorithms Mol. Biol.* 14 (2019) 1–25. doi:10.1186/s13015-019-0159-2.
- [3] H. Baños, Identifying species network features from gene tree quartets under the coalescent model, *Bull. Math. Biol.* 81 (2019) 494–534. doi:10.1007/s11538-018-0485-4.
- [4] C. Solís-Lemus, A. Coen, C. Ané, On the identifiability of phylogenetic networks under a pseudolikelihood model (2020). arXiv:2010.01758.
- [5] J. Xu, C. Ané, Identifiability of local and global features of phylogenetic networks from average distances, *J. Math. Biol.* 86 (1) (2023) 12. doi:10.1007/s00285-022-01847-8.
- [6] E. S. Allman, H. Baños, M. Garrote-Lopez, J. A. Rhodes, Identifiability of level-1 species networks from gene tree quartets (2024). arXiv:2401.06290.
- [7] E. Gross, C. Long, Distinguishing phylogenetic networks, *SIAM J. Appl. Algebr. Geom.* 2 (1) (2018) 72–93. doi:10.1137/17M1134238.
- [8] B. Hollering, S. Sullivant, Identifiability in phylogenetics using algebraic matroids, *J. Symb. Comput.* 104 (2021) 142–158. doi:10.1016/j.jsc.2020.04.012.
- [9] E. Gross, L. van Iersel, R. Janssen, M. Jones, C. Long, Y. Murakami, Distinguishing level-1 phylogenetic networks on the basis of data generated by markov processes, *J. Math. Biol.* 83 (2021) 1–24. doi:10.1007/s00285-021-01653-8.
- [10] K. T. Huber, L. van Iersel, M. Jones, V. Moulton, L. Veenema-Nipius, Encoding semi-directed phylogenetic networks with quarnets (2024). arXiv:2408.12997.
- [11] S. Huebler, R. Morris, J. Rusinko, Y. Tao, Constructing semi-directed level-1 phylogenetic networks from quarnets (2019). arXiv:1910.00048.
- [12] A. Lingas, H. Olsson, A. Östlin, Efficient merging, construction, and maintenance of evolutionary trees, in: *Automata, Languages and Programming: 26th International Colloquium, ICALP’99 Prague, Czech Republic, July 11–15, 1999 Proceedings 26*, Springer, 1999, pp. 544–553. doi:10.1007/3-540-48523-6_51.
- [13] G. S. Brodal, R. Fagerberg, C. N. S. Pedersen, A. Östlin, The complexity of constructing evolutionary trees using experiments, in: *Automata, Languages and Programming: 28th International Colloquium, ICALP 2001 Crete, Greece, July 8–12, 2001 Proceedings 28*, Springer, 2001, pp. 140–151. doi:10.1007/3-540-48224-5_12.
- [14] T. Barton, E. Gross, C. Long, J. Rusinko, Statistical learning with phylogenetic network invariants (2022). arXiv:2211.11919.

¹This result follows from the equivalence between undirected tree reconstruction from quartets and directed tree reconstruction from triplets [12].

- [15] S. Martin, V. Moulton, R. M. Leggett, Algebraic invariants for inferring 4-leaf semi-directed phylogenetic networks, *bioRxiv* (2023). doi:10.1101/2023.09.11.557152.
- [16] E. S. Allman, H. Baños, J. D. Mitchell, J. A. Rhodes, The tree of blobs of a species network: identifiability under the coalescent, *J. Math. Biol.* 86 (1) (2023) 10. doi:10.1007/s00285-022-01838-9.
- [17] J. A. Rhodes, H. Baños, J. Xu, C. Ané, Identifying circular orders for blobs in phylogenetic networks (2024). arXiv:2402.11693.
- [18] E. S. Allman, H. Baños, J. D. Mitchell, J. A. Rhodes, Tinnik: Inference of the tree of blobs of a species network under the coalescent, *bioRxiv* (2024). doi:10.1101/2024.04.20.590418.
- [19] J. Hopcroft, R. Tarjan, Algorithm 447: efficient algorithms for graph manipulation, *Commun. ACM* 16 (6) (1973) 372–378. doi:10.1145/362248.362272.
- [20] P. Buneman, The recovery of trees from measures of dissimilarity, in: *Mathematics in the Archaeological and Historical Sciences*, Edinburgh University Press, Edinburgh, 1971, pp. 387–395.
- [21] S. K. Kannan, E. L. Lawler, T. J. Warnow, Determining the evolutionary tree using experiments, *J. Algorithms* 21 (1) (1996) 26–50. doi:10.1006/jagm.1996.0035.
- [22] H. Bodlaender, J. Gilbert, H. Hafsteinsson, T. Kloks, Approximating treewidth, pathwidth, frontsize, and shortest elimination tree, *J. Algorithms* 18 (1995) 238–255. doi:10.1006/jagm.1995.1009.
- [23] L. van Iersel, S. Kole, V. Moulton, L. Nipius, An algorithm for reconstructing level-2 phylogenetic networks from trinetts, *Inf. Process. Lett.* 178 (2022) 106300. doi:10.1016/j.ipl.2022.106300.
- [24] M. Ardiyansyah, Distinguishing level-2 phylogenetic networks using phylogenetic invariants (2021). arXiv:2104.12479.
- [25] D. Bryant, M. Steel, Constructing optimal trees from quartets, *J. Algorithms* 38 (1) (2001) 237–259. doi:10.1006/jagm.2000.1133.
- [26] V. Berry, O. Gascuel, Inferring evolutionary trees with strong combinatorial evidence, *Theor. Comput. Sci.* 240 (2) (2000) 271–298. doi:10.1016/S0304-3975(99)00235-2.
- [27] K. T. Huber, L. van Iersel, S. Kelk, R. Suchecchi, A practical algorithm for reconstructing level-1 phylogenetic networks, *IEEE/ACM Trans. Comp. Biol. Bioinform.* 8 (3) (2010) 635–649. doi:10.1109/TCBB.2010.17.
- [28] J. Oldman, T. Wu, L. van Iersel, V. Moulton, Trilonet: Piecing together small networks to reconstruct reticulate evolutionary histories, *Mol. Biol. Evol.* 33 (8) (2016) 2151–2162. doi:10.1093/molbev/msw068.

Appendix A. Proof of Lemma 1

Lemma 1. *Given a semi-directed network \mathcal{N} on \mathcal{X} , a non-trivial partition $A|B$ of \mathcal{X} and any $a_1 \in A$, $b_1 \in B$, the following are equivalent:*

- (i) $A|B$ is a split in \mathcal{N} ;
- (ii) $a_1a_2|b_1b_2$ is a quartet-split of \mathcal{N} for all $a_2 \in A \setminus \{a_1\}$, $b_2 \in B \setminus \{b_1\}$.

Proof. As discussed in Section 3, the proof of this lemma is along the lines of the proof of a slightly weaker result by Huber et al. [10]. In particular, they show that $A|B$ is a split in \mathcal{N} if and only if $a_1a_2|b_1b_2$ is a quartet-split of \mathcal{N} for all $a_1, a_2 \in A$ and $b_1, b_2 \in B$. The first direction of our lemma follows directly from that result. As in [10], we prove the reverse direction by induction on the number of non-trivial splits in \mathcal{N} .

For the base case, assume that \mathcal{N} is simple and let $A|B$ be any non-trivial partition of \mathcal{X} . The proof by Huber et al. [10] shows that in that case there exist $\tilde{a}_1 \in A$ and $\tilde{b}_1 \in B$ such that $\tilde{a}_1\tilde{a}_2|\tilde{b}_1\tilde{b}_2$ is not a quartet-split for any $\tilde{a}_2 \in A \setminus \{\tilde{a}_1\}$ and $\tilde{b}_2 \in B \setminus \{\tilde{b}_1\}$. Our base case follows directly from this statement.

It remains to do the induction step. First, let $A|B$ be any non-trivial partition of \mathcal{X} , fix some $a_1 \in A, b_1 \in B$ and assume that $a_1a_2|b_1b_2$ is a quartet-split for all $a_2 \in A \setminus \{a_1\}$ and $b_2 \in B \setminus \{b_1\}$ [Assumption 1]. Furthermore, suppose that \mathcal{N} is not simple and that there exists a non-trivial split $C|D$. Towards a contradiction, assume that $A \not\subseteq C$, $A \not\subseteq D$, $B \not\subseteq C$, and $B \not\subseteq D$. Without loss of generality, suppose that $a_1 \in C$ and $b_1 \in D$. (The other cases are analogous.) Since $A \not\subseteq C$, there exists an $\tilde{a} \notin C$, so $\tilde{a} \in D$. Similarly, since $B \not\subseteq D$, there exists a $\tilde{b} \notin D$ such that $\tilde{b} \in C$. Note that we must have that $\tilde{a} \neq a_1$ and $\tilde{b} \neq b_1$. Thus, we have that $a_1, \tilde{b} \in C$ and $b_1, \tilde{a} \in D$. Since $C|D$ is a split in \mathcal{N} , the forward direction of the lemma says that then $a_1\tilde{b}|\tilde{a}b_1$ is a quartet-split of \mathcal{N} . This means that $a_1\tilde{a}|b_1\tilde{b}$ is not a quartet-split of \mathcal{N} : a contradiction with Assumption 1. All in all, we must have that $A \subseteq C$, $A \subseteq D$, $B \subseteq C$, or $B \subseteq D$.

Without loss of generality, assume that $B \subseteq D$, and consequently $C \subseteq A$. Let uv be the cut-edge in \mathcal{N} inducing the split $C|D$. Then, its removal from \mathcal{N} creates two connected components: \mathcal{N}_C containing u and all leaves from C , and \mathcal{N}_D containing v and all leaves from D . We now construct a new network \mathcal{N}' from \mathcal{N} by identifying all vertices of \mathcal{N} that are in \mathcal{N}_C as a single leaf c^* . Then, \mathcal{N}' has one non-trivial split less than \mathcal{N} . Furthermore, if we let $A' = (A \setminus C) \cup \{c^*\}$ and $B' = B$, then $A'|B'$ is a partition of the leaves of \mathcal{N}' . Distinguishing between two cases, we now show that $A'|B'$ is a split in \mathcal{N}' . By the construction of \mathcal{N}' , this means that $A|B$ is a split in \mathcal{N} , proving the reverse direction.

Case 1: $a_1 \in C$. Let $\tilde{a}_2 \in A' \setminus \{c^*\}$ and $\tilde{b}_2 \in B' \setminus \{b_1\}$ be arbitrary. Then, $\tilde{a}_2 \in (A \setminus C) \setminus \{a_1\}$ and $\tilde{b}_2 \in B \setminus \{b_1\}$. Furthermore, $\tilde{a}_2 \neq a_1$ by definition of A' . Assumption 1 then ensures that $a_1\tilde{a}_2|b_1\tilde{b}_2$ is a quartet-split of \mathcal{N} . Since

$a_1 \in C$, we then have $c^*\tilde{a}_2|b_1\tilde{b}_2$ as a quartet-split of \mathcal{N}' . Because $\tilde{a}_2 \in A' \setminus \{c^*\}$ and $\tilde{b}_2 \in B' \setminus \{b_1\}$ were arbitrary, the induction hypothesis (and the fact that \mathcal{N}' has a non-trivial split less than \mathcal{N}) shows that $A'|B'$ is a split in \mathcal{N}' .

Case 2: $a_1 \notin C$. Let $\tilde{a}_2 \in A' \setminus \{a_1\}$ and $\tilde{b}_2 \in B' \setminus \{b_1\}$ be arbitrary. Clearly, $\tilde{b}_2 \in B \setminus \{b_1\}$. By Assumption 1, $a_1c|b_1\tilde{b}_2$ is a quartet-split of \mathcal{N} for all $c \in C \subseteq A \setminus \{a_1\}$. Consequently, if $\tilde{a}_2 = c^*$, then $a_1\tilde{a}_2|b_1\tilde{b}_2$ is a quartet-split of \mathcal{N}' . Otherwise, if $\tilde{a}_2 \in (A \setminus C) \setminus \{a_1\}$, Assumption 1 implies that $a_1\tilde{a}_2|b_1\tilde{b}_2$ is a quartet-split of \mathcal{N} and thus of \mathcal{N}' . Because $\tilde{a}_2 \in A' \setminus \{a_1\}$ and $\tilde{b}_2 \in B' \setminus \{b_1\}$ were arbitrary, the induction hypothesis (and the fact that \mathcal{N}' has a non-trivial split less than \mathcal{N}) shows that $A'|B'$ is a split in \mathcal{N}' . \square