

Difference-in-Differences with Multiple Events

Lin-Tung Tsai*

September 10, 2024

Abstract

Confounding events with correlated timing violate the parallel trends assumption in Difference-in-Differences (DiD) designs. I show that the standard staggered DiD estimator is biased in the presence of confounding events. Identification can be achieved with units not yet treated by either event as controls and a double DiD design using variation in treatment timing. I apply this method to examine the effect of states' staggered minimum wage raise on teen employment from 2010 to 2020. The Medicaid expansion under the ACA confounded the raises, leading to a spurious negative estimate.

Difference-in-Differences (DiD) is widely used to study issues such as minimum wage (Card and Krueger, 1993; Cengiz et al., 2019) or childbirth (Kleven, Landais and Sogaard, 2019). However, states and individuals are often affected by more than one event, and the timing of these events can be correlated. For example, the states that recently raised the minimum wage may be more likely to adopt other ideologically similar policies like expanding public programs. If so, their employment trend would differ due to both the raises and expansion, violating the parallel trend assumption of DiD.

In this paper, I study DiD with staggered treatment under confounding events. In a setup that adds a confounding event to the group-time average treatment effect framework (Callaway and Sant'Anna, 2021, CS hereafter), I show that the standard estimator has an *omitted event bias* determined by the correlation between the timing of the two events, and the size of the treatment effect of the second event. For identification, I first identify the treatment effect in periods not yet treated by the confounding event with

*Stanford University. Many thanks to Kuan-Ming Chen and Natalia Serna for their comments.

units not yet treated by either event as the control group. For periods treated by both events, I propose a double DiD design to recover the effect from the interested event. To impute the missing treatment effects, I chose units in the same cohort but later confounded by the other event as the control group, and periods only treated by one event as the pre-period. Finally, I provide aggregation, estimation, and inference results. The estimator is implemented in an open-source R package, *fastdid*.¹

To show the empirical relevance of the bias from confounding events, I revisit the effect of states' staggered raise of the minimum wage on teen employment (Cengiz et al., 2019; Callaway and Sant'Anna, 2021). From 2010 to 2020, states' minimum wage raises positively correlated with the Medicaid Expansion under the ACA. My diagnostics show that a naive staggered DiD estimator has a bias the size of 35.4% of the effect from Medicaid Expansion. This bias creates a spurious negative estimate that vanishes after controlling for the confounding event. With the proposed estimator, the short-term estimate weakens from -1.503 p.p. to -0.734 p.p. and loses statistical significance.

This paper joins the recent and ever-growing DiD literature.² Fricke (2017) and Roller and Steinberg (2023) both study a two-event, two-period setup, and Yanagi (2022) proposes a method to summarize potentially high-dimensional treatments to a low-dimensional "effective treatment". de Chaisemartin and D'Haultfœuille (2023) is very similar to this paper in that I extend CS to the two events whereas as they extend de Chaisemartin and D'Haultfœuille (2020). Aside from the different identification frameworks, I place less restriction on the treatment effect heterogeneity by allowing the treatment effects to vary freely across cohorts of the interested event. Finally, Matthay et al. (2022) and Griffin et al. (2023) examine the correlation among state policies and simulate the potential bias on DiD estimates.

1 Setup

1.1 Staggered Treatment with Two Events

I consider a setup similar to Callaway and Sant'Anna (2021) except for adding a second event. There is a panel with periods $t = 1, \dots, T$ and units $i = 1, \dots, N$ with two events $d \in \{1, 2\}$. $D_{it}^d \in \{0, 1\}$ denotes whether unit i is treated by event d in period t . I call event

¹Available at <https://github.com/TsaiLintung/fastdid>

²See Roth et al. (2022) for a review.

1 the target event and event 2 the confounding event. This two-event setup can also deal with multiple events by setting $D_{it}^2 = \max(D_{it}^2, \dots, D_{it}^R)$. Treatments are irreversible :

Assumption 1 (Irreversible Treatments) For $d = 1, 2$, $D_1^d = 0$ almost surely (a.s.). For $d = 1, 2, t = 2, \dots, T$ $D_{t-1}^d = 1 \implies D_t^d = 1$.

Since once a unit is treated it will always be treated, each unit has a unique cohort defined as the period when it was first treated by event d , $G_i^d = \min_{D_{it}^d=1} t$. If a unit is never treated by event d , I set $G_i^d = \infty$. I also define an auxiliary indicator for whether the unit is in g cohort, $G_{ig}^d = \mathbb{1}\{G_i^d = g\}$. I denote the cohorts with some later-treated groups as $\mathbb{G}^d = \text{supp}(G^d) \setminus \bar{g}^d$ and the latest-treated among them as $\bar{g}^d = \max \mathbb{G}^d$.

For the dynamic potential outcome (Murphy et al., 2001), let $Y_{it}(0, 0) \in \mathbb{R}$ denote the unit i 's potential outcome if it is never treated by either event. Then, for $g^1, g^2 = 2, \dots, T$, $Y_{it}(g^1, 0)$ is its potential outcome if first treated by event 1 in g^1 and never treated by event 2. $Y_{it}(0, g^2)$ is its potential outcome if first treated by event 2 in g^2 and never treated by event 1. Finally, $Y_{it}(g^1, g^2)$ is its potential outcome if first treated by event 1 in g^1 and first treated by event 2 in $G_i^1 = g^1$. The realized potential outcome Y_{it} is determined by which cohort the unit is actually in:

$$Y_{it} = Y_{it}(0, 0) + \sum_{g^1=2}^T \sum_{g^2=2}^T (Y_{it}(g^1, g^2) - Y_{it}(0, 0)) G_{ig^1}^1 G_{ig^2}^2. \quad (1)$$

The observed data is a random sample of realized outcome Y_{it} , treatments D_{it}^1, D_{it}^2 , and covariates $X_i \in \mathbb{R}^K$:

Assumption 2 (Random Sampling) $\{Y_{i1}, Y_{i2}, \dots, Y_{iT}, X_i, D_{i1}^1, D_{i2}^1, \dots, D_{iT}^1, D_{i1}^2, D_{i2}^2, \dots, D_{iT}^2\}_{i=1}^N$ is independent and identically distributed (i.i.d.).

The sample is drawn independently across units but not across periods. I suppress unit index i in the following parts. Next, the units have no anticipation of both events, i.e., the potential outcome before the treatment does not differ by cohort:

Assumption 3 (No Anticipation) For $g^1 \in \mathbb{G}^1, g^2 \in \mathbb{G}^2, 1 \leq t < \max(g^1, g^2)$

$$\mathbb{E}[Y_t(g^1, g^2)|X, G_{g^1}^1 = 1, G_{g^2}^2 = 1] = \begin{cases} \mathbb{E}[Y_t(0, 0)|X, G_{g^1}^1 = 1, G_{g^2}^2 = 1], & \text{if } t < \min(g^1, g^2), \\ \mathbb{E}[Y_t(g^1, 0)|X, G_{g^1}^1 = 1, G_{g^2}^2 = 1], & \text{if } g^1 \leq t < g^2, \\ \mathbb{E}[Y_t(0, g^2)|X, G_{g^1}^1 = 1, G_{g^2}^2 = 1], & \text{if } g^2 \leq t < g^1. \end{cases}$$

I use no anticipation instead of allowing limited anticipation since adds little insight and makes the notation cumbersome. Next, the potential outcome untreated by both events evolves parallelly between the treated units and the control group. The control group can either be never-treated or not-yet-treated units:

Assumption 4 (Parallel Trends - Never-Treated) For $g^1 \in \mathbb{G}^1, g^2 \in \mathbb{G}^2, t \in \{1, \dots, T\}$, and t such that $t \geq \min(g^1, g^2)$

$$\begin{aligned} \mathbb{E}[Y_t(0,0) - Y_{t-1}(0,0)|X, G_{g^1}^1 = 1, G_{g^2}^2 = 1] = \\ \mathbb{E}[Y_t(0,0) - Y_{t-1}(0,0)|X, G_{\infty}^1 = 1, G_{\infty}^2 = 1]. \end{aligned}$$

Assumption 5 (Parallel Trends - Not-Yet-Treated) For $g^1 \in \mathbb{G}^1, g^2 \in \mathbb{G}^2, t \in \{1, \dots, T\}$, and (s, t) such that $t \geq \min(g^1, g^2), t \leq s < \min(\bar{G}^1, \bar{G}^2)$

$$\begin{aligned} \mathbb{E}[Y_t(0,0) - Y_{t-1}(0,0)|X, G_{g^1}^1 = 1, G_{g^2}^2 = 1] = \\ \mathbb{E}[Y_t(0,0) - Y_{t-1}(0,0)|X, D_s^1 = 0, D_s^2 = 0, G_{g^1}^1 = 0, G_{g^2}^2 = 0]. \end{aligned}$$

Finally, to ensure that there is always some treated group and control group available, I impose overlap:

Assumption 6 (Overlap) For $d \in \{1, 2\}, t \in \{2, \dots, T\}, g^d \in \mathbb{G}$, exists $\epsilon > 0$ such that $P(G_{g^d}^d = 1) > \epsilon$, $p_{g^1, t}(X, g^2) < 1 - \epsilon$, and $p_{g^2, t}(X, g^1) < 1 - \epsilon$, where $p_{g^1, t}(X, g^2) = P(G_{g^1}^1 = 1|X, G^2 = g^2, G_{g^1}^1 + (1 - D_t^1)(1 - G_{g^1}^1 = 1))$ and $p_{g^2, t}(X, g^1) = P(G_{g^2}^2 = 1|X, G^1 = g^1, G_{g^2}^2 + (1 - D_t^2)(1 - G_{g^2}^2 = 1))$.

This assumption rules out irregular identification discussed in Khan and Tamer (2010).

1.2 Double-Group-Time Average Treatment Effect

To accommodate for staggered treatments, CS extends the simple average treatment effect to the group-time average treatment effect. Similarly, to accommodate for the second event, I extend the group-time average treatment effect to the *double-group-time average treatment effect*, defined as the average treatment effect from both events, among the units in the same event 1 cohort $G_{g^1}^1 = 1$, event 2 cohort $G_{g^2}^2 = 1$ in period t :

$$ATT(g^1, g^2, t) \equiv \mathbb{E}[Y_t(g^1, g^2) - Y_t(0,0)|G_{g^1}^1 = 1, G_{g^2}^2 = 1]. \quad (2)$$

The event affecting the unit differs depending on the ordering of the double-group-time combination (g^1, g^2, t) . It is either treated by both events ($t \geq g^1, t \geq g^2$), only treated by event 1 ($t \geq g^1, t < g^2$), only treated by event 2 ($t < g^1, t \geq g^2$), or not yet treated by either ($t < g^1, t < g^2$). This means that the double-group-time average treatment effect switches among the combined treatment effect ATT , the target treatment effect ATT^1 (the treatment effect of event 1), the confounding effect ATT^2 (the treatment effect of event 2), and 0:

$$ATT(g^1, g^2, t) = \begin{cases} ATT^1(g^1, g^2, t) & \text{if } t \geq g^1, t < g^2 \\ ATT^2(g^1, g^2, t) & \text{if } t < g^1, t \geq g^2 \\ ATT(g^1, g^2, t) & \text{if } t \geq g^1, t \geq g^2 \\ 0 & \text{else,} \end{cases} \quad (3)$$

where I define the event-specific treatment effects for event 1 and event 2 as

$$\begin{aligned} ATT^1(g^1, g^2, t) &\equiv \mathbb{E}[Y_t(g^1, 0) - Y_t(0, 0) | G_{g^1}^1 = 1, G_{g^2}^2 = 1], \\ ATT^2(g^1, g^2, t) &\equiv \mathbb{E}[Y_t(0, g^2) - Y_t(0, 0) | G_{g^1}^1 = 1, G_{g^2}^2 = 1]. \end{aligned} \quad (4)$$

Equation 3 represents a problem similar to the fundamental problem of causal inference: we only observe one type of treatment effect for any double-group-time. Throughout this paper, I set the target treatment effect ATT^1 as the parameter of interest. This rules out the case when interaction between the two events is of interest or when event 2 is a causal mechanism of event 1.

2 Identification

2.1 The Omitted Event Bias

To see how the standard DiD estimator is biased under confounding events, let's focus on the unconditional moments using not-yet-treated controls in CS (their equation 2.9):

$$ATT^{CS}(g^1, t) \equiv \mathbb{E}[Y_t - Y_{g^1-1} | G_{g^1}^1 = 1] - \mathbb{E}[Y_t - Y_{g^1-1} | D_t = 0],$$

which intends to identify the group-time average target treatment effect:

$$ATT^1(g^1, t) \equiv \mathbb{E}[Y_t(g^1, 0) - Y_t(0, 0) | G_{g^1}^1 = 1]$$

For exposition clarity, I shut down all treatment effect heterogeneity across cohorts and time in this example. We can see that ATT^{CS} does not identify $ATT^1(g^1, t)$:

Theorem 1 *If for all g^1, g^2, t , $ATT^1(g^1, g^2, t) = ATT^1$, $ATT^2(g^1, g^2, t) = ATT^2$ and, $ATT(g^1, g^2, t) = ATT$ for all $g^1 \geq t, g^2 \geq t$, then, for $g^1 \in \mathbb{G}^1, t \in \{2, \dots, T\}$ such that $g^1 \leq t < \bar{g}^1$,*

$$\begin{aligned}
ATT^{CS}(g^1, t) &= ATT^1(g^1, t) \\
&\quad + \underbrace{ATT^2 \{P(D_t^2 = 1, D_b^2 = 0 | G_{g^1}^1 = 1) - P(D_t^2 = 1, D_b^2 = 0 | D_t^1 = 0)\}}_{\text{omitted event bias}} \\
&\quad + \underbrace{\{ATT - ATT^1 - ATT^2\} P(D_t^2 = 1 | G_{g^1}^1 = 1)}_{\text{interaction bias}}.
\end{aligned}$$

All proofs are collected in Appendix A. There are two sources of bias in Theorem 1. First, if the effect of event 1 differs depending on whether the unit is treated by event 2 ($ATT^1 \neq ATT - ATT^2$), it creates the interaction bias. However, little can be done about it, so I focus on the latter source of bias, omitted event bias.

The omitted event bias occurs when the two events are correlated and the second event has an effect. If the exposure trend (the increases in exposure to event 2 between base and target period) is not balanced between the treatment group and control group $P(D_t^2 = 1, D_b^2 = 0 | G_{g^1}^1 = 1) - P(D_t^2 = 1, D_b^2 = 0 | D_t^1 = 0) \neq 0$, the untreated potential trend would be contaminated by event 2's effect $\mathbb{E}[Y_t(0, g^2) - Y_t(0, 0)]$, violating the parallel trend assumption for event 1. This is similar to the case of omitted variable bias in linear regressions, which motivates us to define

$$\Gamma_{12}(g^1, t) \equiv P(D_t^2 = 1, D_b^2 = 0 | G_{g^1}^1 = 1) - P(D_t^2 = 1, D_b^2 = 0 | D_t^1 = 0) \quad (5)$$

as a diagnostic of the confoundedness between event 1 and event 2 since if interaction bias is zero, we have $ATT^{CS}(g^1, t) = ATT^1(g^1, t) + \Gamma_{12}(g^1, t)ATT^2$. Analogous diagnostics can also be constructed for summary parameters using the corresponding weighting schemes.

Controlling for covariates may alleviate the bias. Theorem 1 implies that under the independence of treatment $P(D_t^2 = 1 | G^1) = P(D_t^2 = 1), \forall t \in \{1, \dots, T\}$ and no interaction bias, the CS estimator is unbiased. When covariates are used, this conditional will relax

to the conditional version $P(D_t^2 = 1|G^1, X) = P(D_t^2 = 1|X), \forall t \in \{1, \dots, T\}$, which may be more likely to hold or at least weakens the bias. However, in cases where event 2 is observed, it will be much more straightforward to directly control for the confounding event using the methods proposed below.

2.2 Identification with the Combined Event

I identify the double-group-time average treatment effect by linking the two-event setup to CS' setup. Since the bias is caused by using observations treated by event 2 as controls, it can be solved by only using observations not yet treated by event 1 or event 2, $t > g^1, t > g^2$, or in other words, not yet treated by *event 1 or event 2*, $t > \min(g^1, g^2)$.

By combining event 1 and event 2 into a combined event, I can define a new treatment as treated by any event, $D_t \equiv \max(D_t^1, D_t^2)$, this event also has a cohort defined as $G \equiv \min_{D_t=1} t$, which equals the earliest of the two cohorts $G = \min(G^1, G^2)$. This new event is useful because it fits into CS assumptions:

Lemma 1 *With $\delta = 0$, $g = \min(g^1, g^2)$, and*

$$Y_{it}(g) = \begin{cases} Y_{it}(G_i^1, G_i^2) & \text{if } g = \min(G_i^1, G_i^2), \\ Y_{it}(g, g) & \text{else,} \end{cases}$$

Assumptions 1, 2, 3, 4, 5, 6 imply CS's Assumptions 1, 2, 3, 4, 5, 6 respectively.

Lemma 1 allows us to first apply CS's results for the combined event, and then treat the interactions and treatment discrepancy between the two events as a form of treatment effect heterogeneity determined by the switching of the treatment effects (Equation 3).

We are now ready to define the identifying moments of the double-group-time average treatment effect, define

$$ATT_{unc}(g^1, g^2, t) \equiv \mathbb{E}[Y_t - Y_{\min(g^1, g^2)-1} | G_{g^1}^1 = 1, G_{g^2}^2 = 1] - \mathbb{E}[Y_t - Y_{\min(g^1, g^2)-1} | D_t^1 = 0, D_t^2 = 0]. \quad (6)$$

$$ATT_{ipw}(g^1, g^2, t) \equiv \mathbb{E} \left[\left(\frac{G_{g^1}^1 G_{g^2}^2}{\mathbb{E}[G_{g^1}^1 G_{g^2}^2]} - \frac{w^{comp}(g^1, g^2, t)}{\mathbb{E}[w^{comp}(g^1, g^2, t)]} \right) (Y_t - Y_{\min(g^1, g^2)-1}) \right] \quad (7)$$

$$ATT_{or}(g^1, g^2, t) \equiv \mathbb{E} \left[\left(\frac{G_{g^1}^1 G_{g^2}^2}{\mathbb{E}[G_{g^1}^1 G_{g^2}^2]} \right) \left(Y_t - Y_{\min(g^1, g^2)-1} - m_{g^1, g^2, t}^{ny}(X) \right) \right] \quad (8)$$

$$ATT_{dr}(g^1, g^2, t) \equiv \mathbb{E} \left[\left(\frac{G_{g^1}^1 G_{g^2}^2}{\mathbb{E}[G_{g^1}^1 G_{g^2}^2]} - \frac{w^{comp}(g^1, g^2, t)}{\mathbb{E}[w^{comp}(g^1, g^2, t)]} \right) \left(Y_t - Y_{\min(g^1, g^2)-1} - m_{g^1, g^2, t}^{ny}(X) \right) \right] \quad (9)$$

with the two-event version of the propensity score $p_{g^1, g^2, t}(X) \equiv P(G_{g^1}^1 = 1, G_{g^2}^2 = 1 | X, G_{g^1}^1 G_{g^2}^2 + (1-D_t)(1-G_{g^1}^1 G_{g^2}^2) = 1)$, inverse probability weights $w^{comp}(g^1, g^2, t) \equiv \frac{p_{g^1, g^2, t}(X)(1-D_t)(1-G_{g^1}^1 G_{g^2}^2)}{1-p_{g^1, g^2, t}(X)}$, and outcome's control function $m_{g^1, g^2, t}^{ny} \equiv \mathbb{E}[Y_t - Y_{\min(g^1, g^2)-1} | X, D_t = 0, G_{g^1}^1 = 0, G_{g^2}^2 = 0]$.

Then, Lemma 2 shows that these moments are equivalent to CS's corresponding moments conditional on selecting the interested cohorts as the treatment group using $W(g^1, g^2) \equiv G_{\min(g^1, g^2)} G_{g^1}^1 G_{g^2}^2 + (1 - G_{\min(g^1, g^2)})$:

Lemma 2

$$\begin{aligned} ATT_{unc}(g^1, g^2, t) &= \mathbb{E}[ATT_{unc}^{ny, CS}(\min(g^1, g^2), t; 0) | W(g^1, g^2) = 1], \\ ATT_{ipw}(g^1, g^2, t) &= \mathbb{E}[ATT_{ipw}^{ny, CS}(\min(g^1, g^2), t; 0) | W(g^1, g^2) = 1], \\ ATT_{or}(g^1, g^2, t) &= \mathbb{E}[ATT_{or}^{ny, CS}(\min(g^1, g^2), t; 0) | W(g^1, g^2) = 1], \\ ATT_{dr}(g^1, g^2, t) &= \mathbb{E}[ATT_{dr}^{ny, CS}(\min(g^1, g^2), t; 0) | W(g^1, g^2) = 1], \end{aligned}$$

where $ATT_{unc}^{ny, CS}$ is defined in CS' equation 2.9, and $ATT_{ipw}^{ny, CS}$, $ATT_{or}^{ny, CS}$, $ATT_{dr}^{ny, CS}$ in equation 2.5, 2.6, and 2.7.

With Lemma 1 and 2, an application of Theorem 1 in CS provides identification of the double-group-time average treatment effect:

Theorem 2 For $g^1 \in \mathbb{G}^1, g^2 \in \mathbb{G}^2, t \in \{2, \dots, T\}$ such that $\min(g^1, g^2) \leq t < \min(\bar{g}^1, \bar{g}^2)$,

$$ATT(g^1, g^2, t) = ATT_{unc}(g^1, g^2, t) = ATT_{ipw}(g^1, g^2, t) = ATT_{or}(g^1, g^2, t) = ATT_{dr}(g^1, g^2, t).$$

2.3 Identification in Confounded Periods

While Theorem 2 identified the treatment effects of the combined event, due to the treatment effect switching in equation 3, we only observe the target treatment effect when the units are not yet treated by event 2.

To identify the target treatment effects in the confounded periods, I employ a second DiD strategy. The main idea is to use units within the same cohort but not yet treated by the other event as control groups for the trend of the event-specific treatment effects. For this, I first shut down the interaction between the effects by assuming the combined treatment effect is the sum of the target treatment effect and the confounding effect:

Assumption 7 (Additive Effects)

$$ATT(g^1, g^2, t) = ATT^1(g^1, g^2, t) + ATT^2(g^1, g^2, t).$$

This assumption can be limiting in some contexts, yet not much can be inferred in a DiD fashion without additivity. Next, I allow the treatment effect to be fully flexible by own-event cohort (G^1 to ATT^1 , G^2 to ATT^2), but restrict it to be parallel by other-event cohort (G^2 to ATT^1 , G^1 to ATT^2):

Assumption 8 (Parallel Treatment Effects) For $g^1 \in \mathbb{G}^1, g^2 \in \mathbb{G}^2, t \in \{1, \dots, T\}$, and (s^1, t) such that $t \geq g^2, t \leq s^1$

$$ATT^2(g^1, g^2, t) - ATT^2(g^1, g^2, g^1 - 1) = ATT^2(s^1, g^2, t) - ATT^2(s^1, g^2, g^1 - 1),$$

and for (s^2, t) such that $t \geq g^1, t \leq s^2$

$$ATT^1(g^1, g^2, t) - ATT^1(g^1, g^2, g^2 - 1) = ATT^1(g^1, s^2, t) - ATT^1(g^1, s^2, g^2 - 1).$$

I focus on using not-yet-treated-by-other-event units as control groups. Assumption 8 plays a similar role to Assumption 4 in de Chaisemartin and D'Haultfœuille (2023). The main difference is that the common trend assumption in de Chaisemartin and D'Haultfœuille (2023) only conditions the treatment status from the last period. This implies that de Chaisemartin and D'Haultfœuille (2023) allows all units with the same treatment status to be the control group, whereas I restrict it to the units in the same own-event cohort.

With assumption 7 and 8, the treatment effects in confounded periods $g^2 \leq t$ can be identified in two different ways depending on the order of the event (see Figure 1 and

Figure 2 for illustrative examples). For units that are first treated by event 2 and then treated by event 1 $g^1 > g^2$ (confounded-then-treated), I first impute the confounding effect ATT^2 and then use a DiD to identify the target treatment effect ATT^1 . The control group is units in the same event 2 cohorts but not yet treated by event 1 ($s^1 > t$), and the pre-period is the period before event 1 ($b = g^1 - 1$). After imputing the confounding effect, the target treatment effect is identified by $ATT - ATT^2$.

For units that are first treated by event 1 and then treated by event 2 $g^1 < g^2$ (treated-then-confounded), I directly impute the target treatment effect ATT^1 . The control group is units in the same event 1 cohort but not yet treated by event 2 ($s^2 > t$), and the pre-period is the period before event 2 ($b = g^1 - 1$). Then, the target treatment effect ATT^1 can be imputed. Unfortunately, for units treated by event 1 and event 2 in the same period, nothing can be done because there is no period with the effect of a single event observed.

Combining these two strategies for periods after event 2 and the direct identification for periods before event 2, we can define the double DiD parameter, ATT^{dd} :

$$ATT^{dd}(g^1, g^2, t) \equiv \begin{cases} ATT_{id}(g^1, g^2, t), & \text{if } t < g^2, \\ ATT^{imp}(g^1, g^2, t), & \text{if } t \geq g^2 \text{ and } g^1 < g^2, \\ ATT^{did}(g^1, g^2, t), & \text{else.} \end{cases} \quad (10)$$

where the DiD ATT^{did} and imputation ATT^{imp} parameter is defined as

$$ATT^{did}(g^1, g^2, t) \equiv ATT_{id}(g^1, g^2, t) - ATT_{id}(g^1, g^2, g^1 - 1) - \sum_{s^1 > t} (ATT_{id}(s^1, g^2, t) - ATT_{id}(s^1, g^2, g^1 - 1)) P(G_{s^1}^1 = 1 | G_{g^2}^2 = 1, D_t^1 = 0), \quad (11)$$

$$ATT^{imp}(g^1, g^2, t) \equiv ATT_{id}(g^1, g^2, g^2 - 1) + \sum_{s^2 > t} (ATT_{id}(g^1, s^2, t) - ATT_{id}(g^1, s^2, g^2 - 1)) P(G_{s^2}^2 = 1 | G_{g^1}^1 = 1, D_t^2 = 0). \quad (12)$$

For units with the discrepancy in treatment timings ($g^1 \neq g^2$) and periods with suitable control groups $\bar{g}_{g^1}^2 = \max_{G_{g^1}^1=1}(G^2)$, $\bar{g}_{g^2}^1 = \max_{G_{g^2}^2=1}(G^1)$, Double DiD ATT^{dd} identifies the double-group-time average treatment effect of event 1 ATT^1 :

Theorem 3 *Under assumption 7 and 8, for any identifying moments ATT_{id} such that $ATT_{id} = ATT$, for all g^1, g^2, t such that $g^1 > t$ and (1) $g^1 < g^2$ and $g^1 \leq t < \bar{G}_{g^1}^2$, or (2) $g^1 > g^2$ and $g^1 \leq t < \bar{G}_{g^2}^1$, we have*

$$ATT^1(g^1, g^2, t) = ATT^{dd}(g^1, g^2, t). \quad (13)$$

Similar to the pre-trend in a single-event setup, the treatment effect in periods before event 1 $t < g^1 - 1$ can also be identified in this way, which should equal 0 if assumptions hold. Hence the estimator can be estimated at the pre-periods to diagnose potential violation of the parallel treatment effects assumption.

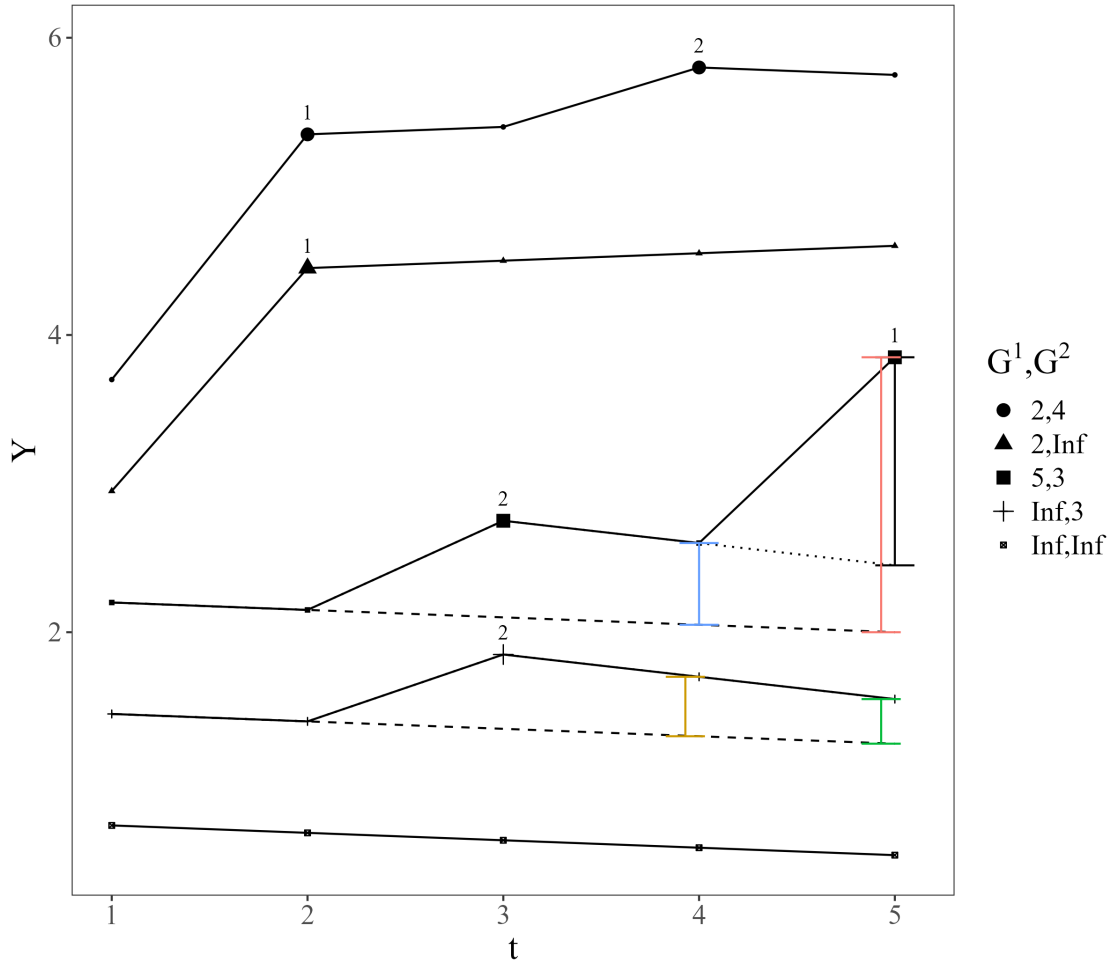


Figure 1: DiD for the Confounded-then-treated

This figure illustrates the DiD identification. The solid lines plot the realized outcome, the dashed lines the untreated potential outcome, and the dotted lines the potential outcome treated by event 2 $Y_t(0, g^2)$. The numbers on top of the enlarged dots represent the events that happened in that period. Each colored bar is a double-group-time average treatment effect identified in Theorem 2. The target treatment effect for cohort $G^1 = 5, G^2 = 3$ can be identified by later-treat-by-1 units in the same event 2 cohort as control and $G^1 - 1 = 4$ as pre-period, $ATT^1(5, 3, 5) = ATT(5, 3, 5) - ATT(5, 3, 4) - (ATT(\infty, 3, 5) - ATT(\infty, 3, 4))$.

blue
green
yellow

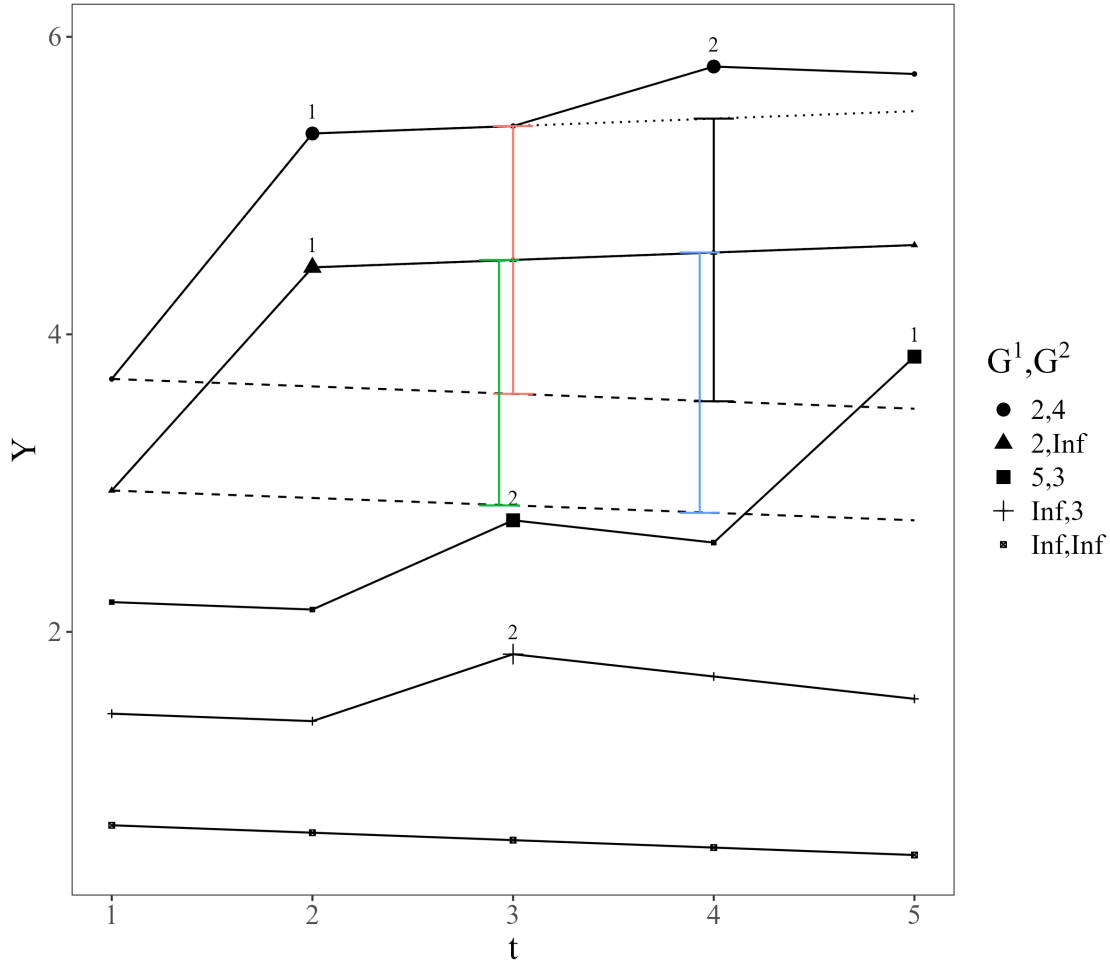


Figure 2: Imputation for the Treated-then-confounded

This figure illustrates the imputation identification. The solid lines plot the realized outcome, the dashed lines the untreated potential outcome, and the dotted lines the potential outcome treated by event 1 $Y_t(g^1, 0)$. The numbers on top of the enlarged dots represent the events that happened in that period. Each colored bar is a double-group-time average treatment effect identified in Theorem 2. The target treatment effect for cohort $G^1 = 2, G^2 = 4$ can be identified by later-treated-by-2 units in the same event 1 cohort as control and $G^2 - 1 = 3$ as pre-period, $ATT^1(2, 4, 4) = ATT(2, 4, 3) + ATT(2, \infty, 4) - ATT(2, \infty, 3)$.

red
blue
green

3 Aggregation, Estimation, and Inference

Given the similarity in identification, the aggregation, estimation, and inference results for the double-group-time average treatment effect and Double DiD parameters are largely similar to the group-time average treatment effect in CS. To aggregate the double-group-time effects, each summary parameter θ is associated with a weighting scheme, $w(g^1, g^2, t)$ such that

$$\theta = \sum_{g^1 \in \mathbb{G}^1} \sum_{g^2 \in \mathbb{G}^2} \sum_{t=2}^T w(g^1, g^2, t) ATT(g^1, g^2, t). \quad (14)$$

The first set of summary parameters is the imputation ATT^{imp} and DiD ATT^{did} parameters. These moments can be written in the form of equation 14 with a weighting scheme. This means that for estimation and inference, the results for summary parameters also apply to the Double DiD parameter with the weighting scheme treated as deterministic. Specifically, for $ATT^{imp}(\tilde{g}^1, \tilde{g}^2, \tilde{t})$, the weighting scheme is

$$w_{\tilde{g}^1, \tilde{g}^2, \tilde{t}}^{imp}(g^1, g^2, t) \equiv \begin{cases} 1, & \text{if } t = \tilde{t}, g^1 = \tilde{g}^1, g^2 = \tilde{g}^2, \\ P(G_{g^2}^2 = 1 | G_{g^1}^1 = 1, D_t^2 = 0), & \text{if } g^1 = \tilde{g}^1, g^2 > \tilde{t}, t = \tilde{t}, \\ -P(G_{g^2}^2 = 1 | G_{g^1}^1 = 1, D_t^2 = 0), & \text{if } g^1 = \tilde{g}^1, g^2 > \tilde{t}, t = \tilde{g}^2 - 1, \\ 0 & \text{else.} \end{cases} \quad (15)$$

and for $ATT^{did}(\tilde{g}^1, \tilde{g}^2, \tilde{t})$:

$$w_{\tilde{g}^1, \tilde{g}^2, \tilde{t}}^{did} \equiv \begin{cases} 1, & \text{if } t = \tilde{t}, g^1 = \tilde{g}^1, g^2 = \tilde{g}^2, \\ -1, & \text{if } t = \tilde{g}^1 - 1, g^1 = \tilde{g}^1, g^2 = \tilde{g}^2, \\ -P(G_{g^1}^1 = 1 | G_{g^2}^2 = 1, D_t^1 = 0), & \text{if } g^1 > t, g^2 = \tilde{g}^2, t = \tilde{t}, \\ P(G_{g^1}^1 = 1 | G_{g^2}^2 = 1, D_t^1 = 0), & \text{if } g^1 > t, g^2 = \tilde{g}^2, t = \tilde{g}^1 - 1, \\ 0 & \text{else.} \end{cases} \quad (16)$$

With the Double DiD parameter, $ATT^{dd}(g^1, g^2, t)$, other summary parameters can be aggregated in the same fashion of equation 14. For example, to obtain the group-time average treatment effect, $ATT^1(\tilde{g}^1, t)$, there is the weighting scheme

$$w_{\tilde{g}^1, t}(g^1, g^2, t) = \mathbb{1}\{\tilde{g} = g\} \mathbb{1}\{\tilde{t} = t\} A(g^1, g^2, t) P(G^2 = g^2 | G^1 = \tilde{g}^1, A(g^1, g^2, t) = 1), \quad (17)$$

where $A(g^1, g^2, t) \equiv \mathbb{1}\{g^1 < g^2\} \mathbb{1}\{g^1 \leq t < \bar{G}_{g^1}^2\} + \mathbb{1}\{g^1 > g^2\} \mathbb{1}\{g^1 \leq t < \bar{G}_{g^2}^1\}$ is the indicator for availability of suitable control group. With the group-time parameter, the other aggregated parameters can be done using the summary scheme in CS.

Some may be interested in the dynamic-staggered heterogeneity, i.e., how the treatment effect dynamics $e^1 = t - g^1$ differ by the timing difference of the two events s^{12} . For $\theta_{e^1, s^{12}}$, there is the weighting scheme

$$w_{e^1, s^{12}}(g^1, g^2, t) = \mathbb{1}\{\bar{e}^1 + g^1 \leq T\} \mathbb{1}\{\bar{e}^1 = t - g^1\} \mathbb{1}\{\bar{s}^{12} = g^1 - g^2\} P(G^1 = g^1, G^2 = g^2 | G^1 + e^1 \leq T, G^1 - G^2 = \bar{s}^{12}). \quad (18)$$

Following CS, for estimation and inference of the combined treatment effect, I focus on the doubly-robust form, since the doubly-robust approach has the benefit of additional robustness to misspecification and the following arguments apply analogously to unconditional, outcome regression, and inverse-probability weighting form. For a generic $Z, C \in \{0, 1\}$, let $\mathbb{E}_{N|C}[Z]$ denote the conditional summation $(\sum_{i=1}^N C_i)^{-1} \sum_{i=1}^N C_i Z_i$. Let

$$\widehat{ATT}_{dr}(g^1, g^2, t) \equiv \mathbb{E}_{N|W(g^1, g^2)}[(\hat{w}_{\min(g^1, g^2)}^{treat} - \hat{w}_{\min(g^1, g^2)}^{comp})(Y_t - Y_{\min(g^1, g^2)-1} - \hat{m}_{\min(g^1, g^2), t}(X))] \quad (19)$$

where

$$\hat{w}_g^{treat} = \frac{G_g}{\mathbb{E}_{N|W(g^1, g^2)}[G_g]}, \hat{w}_g^{comp, ny} = \frac{\frac{\hat{p}_{g,t}(X)(1-D_t)(1-G_g)}{1-\hat{p}_{g,t}(X)(1-D_t)(1-G_g)}}{\mathbb{E}_{N|W(g^1, g^2)}\left[\frac{\hat{p}_{g,t}(X)(1-D_t)(1-G_g)}{1-\hat{p}_{g,t}(X)(1-D_t)(1-G_g)}\right]}.$$

This DR estimator is equivalent to taking a subsample by $W(g^1, g^2)$ and then estimating CS' doubly-robust estimator (their equation 4.2). Since all assumptions are maintained after taking a subsample by cohort, with the addition of CS Assumptions 7 and 8, their Theorem 2 and Theorem 3 apply. This establishes the consistency of the estimator and the validity of analytical and bootstrapped standard errors.

4 Application: Minimum Wage and Teen Employment

To illustrate the relevance of omitted event bias and the proposed methods, I revisit the effect of minimum wage on teen employment. In this literature, it is common to exploit the staggered timing of minimum wage increases across the states in the U.S. (Neumark and Wascher, 2006; Dube, Lester and Reich, 2016; Cengiz et al., 2019; Callaway

and Sant’Anna, 2021). My specification follows Callaway and Sant’Anna (2021) except that instead of using data from 2001 to 2007, I use 2010 to 2020 instead to include the confounding event, Medicaid Expansion under the ACA. Same as 2001 to 2007, the federal minimum wage is fixed at \$7.25 per hour during this period. Following CS, I define treatment cohorts by the period when a state first increased its minimum wage and use the other states that do not increase the minimum wage as control groups (never-treated).

I construct a state-year level dataset by linking several data sources, including state minimum wage history compiled by Sorens, Muedini and Ruger (2008), the timing of Medicaid Expansion from KFF (2024), teen employment from Quarterly Workforce Indicators (Abowd et al., 2009), and other state characteristics from University of Kentucky Center for Poverty Research (2024). I define teen employment as the logarithm of the average count of employed teenagers (age 14-18) in the state across four quarters. Alaska, Mississippi, and Massachusetts are removed from the sample due to missing observations on teen employment from the QWI. Table 1 reports the summary statistics of states by treatment. We can see that the states that increased minimum wage are also more likely to adopt Medicaid expansion by 2020, which may be explained by the different political leanings proxied by whether the governor is a Democrat.

I first examine the correlation between minimum wage increase and Medicaid expansion. Figure 3 reports the correlation diagnostic proposed in Equation 5 by treatment cohort and years to minimum wage increase. It shows that states that increased the minimum wage also tend to adopt the Medicaid Expansion, especially for the cohorts from 2011 to 2014. For example, in a staggered DiD design with unconditional estimators, the estimates for the first year after the increase have a bias with the size of 27.1% of the Medicaid Expansion effect. Overall, the average bias across all post-periods is 35.4% the Medicaid Expansion effect.

The bias makes a substantial difference to the estimates. Figure 4 reports the short-term effects of minimum wage on teen employment. I first estimate a staggered DiD with CS’ unconditional estimator (“naive” specification). Similar to CS and Dube, Lester and Reich (2016), I find negative effects on teen employment. However, when I use the Double DiD estimator to control for the expansion (“double” specification), the negative effect in the year of the increase weakens from -1.503 p.p. to -0.734 p.p. and turns statistically insignificant. If I summarize all post-increase periods, the overall effect changed from -3.333 p.p. to 1.858 p.p., but both are insignificant. This suggests that the negative effect

Table 1: State Characteristics

	Control	Treated
Poverty rate	13.1 (3.644)	12.4 (3.090)
Income per capita (k)	45,208.0 (7,188.5)	49,105.8 (9,173.6)
Medicaid expansion	0.579 (0.495)	0.964 (0.186)
Democratic governor	0.206 (0.405)	0.558 (0.497)
Population (k)	5,824.2 (5,554.3)	6,707.3 (7,743.9)
Count	19	28

Note: Table reports summary statistics of states in the U.S. from 2010 to 2020 (except Alaska, Mississippi and Massachusetts). The sample mean is reported and the standard errors are in parentheses. Treated are states that increased the minimum wage in the time period, and control are those that did not. Medicaid expansion is whether the state adopts Medicaid expansion under the ACA act in the periods.

of the “naive” specification is spurious due to the omitted event bias from the Medicaid Expansion.

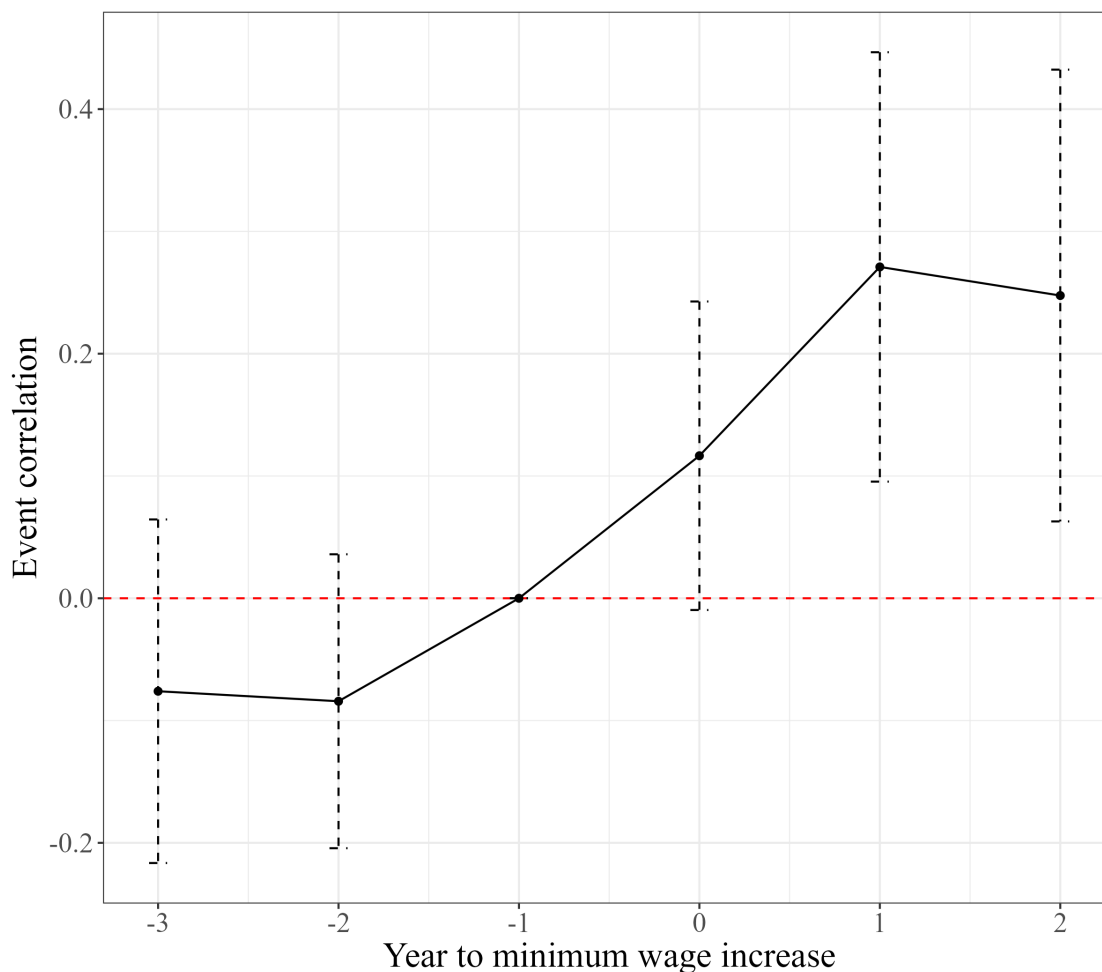


Figure 3: Confoundedness Between Minimum Wage Increase and Medicaid Expansion

This figure reports the estimates of the confoundedness between minimum wage increase ACA Medicaid Expansion, measured by the diagnostics in equation 5 using never-treated states as control. The points are estimates for the relative size of the bias in the unconditional estimator by the effect from the expansion, and the bars are 95% confidence interval. Standard errors are clustered at the state level.

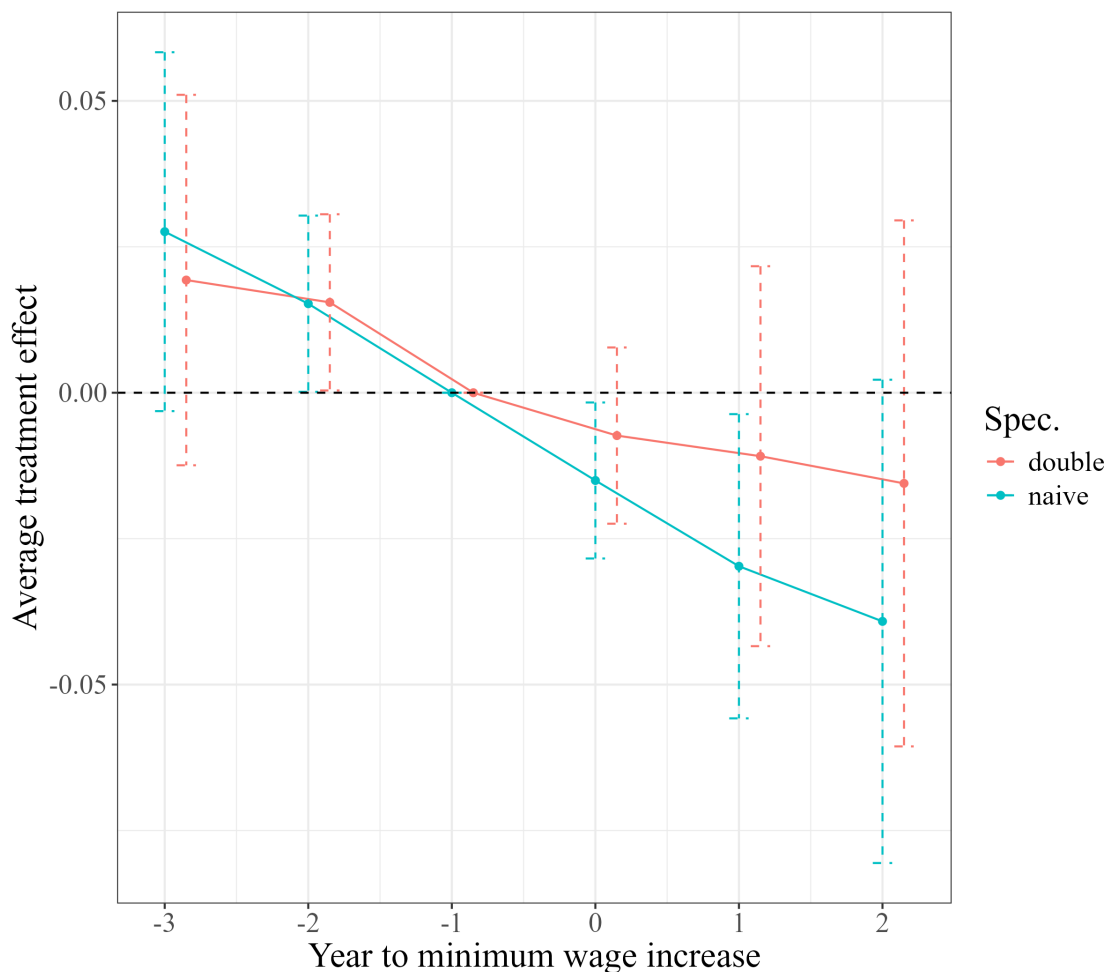


Figure 4: Estimates of Minimum Wage Increase on Teen Employment

This figure reports the estimates of the dynamic effect of the minimum wage increase on teen employment, using never-treated states as control. The points are estimated average treatment effect and the bars cover the 95% confidence interval. The blue lines (“naive”) report the result with unconditional staggered differences in difference estimators. The red lines report the result with the double DiD estimators. Standard errors are clustered at the state level.

5 Discussion

In this paper, we show that in the presence of confounding events with correlated timing, the standard staggered DiD estimators are biased, which we call the *omitted event bias*. To address this issue, we propose the group-group-time average treatment effect and a double DiD strategy to recover the pure effect of the interested event. We show that for the effect of minimum wage on teen employment, the Medicaid Expansion creates a spurious negative effect. Work for future research includes incorporating other advancements in the new DiD literature, a conditional parallel trend assumption for the treatment effect, or a similar extension to the synthetic control design.

This spurious negative effect of minimum wage on teen employment does not necessarily contradict previous empirical findings. Aside from the difference in the periods, the empirical literature is aware of the potential bias in an unconditional staggered Difference in Difference estimate (Allegretto et al., 2017), and often controls for many factors in their specification, which is very likely to weaken the strength of the omitted event bias. Therefore, my takeaway from the empirical application is that in an important context with a reasonable specification, the omitted event bias matters.

References

- Abowd, John M, Bryce E Stephens, Lars Vilhuber, Fredrik Andersson, Kevin L McKinney, Marc Roemer, and Simon Woodcock.** 2009. "5. The LEHD Infrastructure Files and the Creation of the Quarterly Workforce Indicators." In *Producer Dynamics*. 149–234. University of Chicago Press.
- Allegretto, Sylvia, Arindrajit Dube, Michael Reich, and Ben Zipperer.** 2017. "Creditable research designs for minimum wage studies: A response to Neumark, Salas, and Wascher." *Ind. Labor Relat. Rev.*, 70(3): 559–592.
- Callaway, B, and P H C Sant'Anna.** 2021. "Difference-in-differences with multiple time periods." *J. Econom.*
- Card, D, and A B Krueger.** 1993. "Minimum wages and employment: A case study of the fast food industry in New Jersey and Pennsylvania."
- Cengiz, Doruk, Arindrajit Dube, Attila Lindner, and Ben Zipperer.** 2019. "The effect of minimum wages on low-wage jobs." *Q. J. Econ.*, 134(3): 1405–1454.
- de Chaisemartin, Clément, and Xavier D'Haultfœuille.** 2020. "Two-Way Fixed Effects Estimators with Heterogeneous Treatment Effects." *Am. Econ. Rev.*, 110(9): 2964–2996.
- de Chaisemartin, Clément, and Xavier D'Haultfœuille.** 2023. "Two-way fixed effects and differences-in-differences estimators with several treatments." *J. Econom.*, 236(2): 105480.
- Dube, Arindrajit, T William Lester, and Michael Reich.** 2016. "Minimum wage shocks, employment flows, and labor market frictions." *J. Labor Econ.*, 34(3): 663–704.
- Fricke, Hans.** 2017. "Identification based on difference-in-differences approaches with multiple treatments." *Oxf. Bull. Econ. Stat.*, 79(3): 426–433.
- Griffin, Beth Ann, Megan S Schuler, Joseph Pane, Stephen W Patrick, Rosanna Smart, Bradley D Stein, Geoffrey Grimm, and Elizabeth A Stuart.** 2023. "Methodological considerations for estimating policy effects in the context of co-occurring policies." *Health Serv. Outcomes Res. Methodol.*, 23(2): 149–165.

- KFF.** 2024. “Status of State Medicaid Expansion Decisions.” <https://www.kff.org/affordable-care-act/issue-brief/status-of-state-medicaid-expansion-decisions-interactive-map/>, Accessed: 2024–.
- Khan, S, and E Tamer.** 2010. “Irregular identification, support conditions, and inverse weight estimation.” *Econometrica*.
- Kleven, Henrik, Camille Landais, and Jakob Egholt Sogaard.** 2019. “Children and Gender Inequality: Evidence from Denmark.” *American Economic Journal: Applied Economics*, 11(4): 181–209.
- Matthay, Ellicott C, Erin Hagan, Spruha Joshi, May Lynn Tan, David Vlahov, Nancy Adler, and M Maria Glymour.** 2022. “The revolution will be hard to evaluate: How co-occurring policy changes affect research on the health effects of social policies.” *Epidemiol. Rev.*, 43(1): 19–32.
- Murphy, S A, M J van der Laan, J M Robins, and CPPRG.** 2001. “Marginal mean models for dynamic regimes.” *J. Am. Stat. Assoc.*, 96(456): 1410–1423.
- Neumark, David, and William L Wascher.** 2006. “Minimum wages and employment.” *Found. Trends® Microecon.*, 3(1-2): 1–182.
- Roller, Marcus, and D Steinberg.** 2023. “Differences-in-differences with multiple treatments under control.”
- Roth, Jonathan, Pedro H C Sant’Anna, Alyssa Bilinski, and John Poe.** 2022. “What’s Trending in Difference-in-Differences? A Synthesis of the Recent Econometrics Literature.” *arXiv [econ.EM]*.
- Sorens, Jason, Fait Muedini, and William P Ruger.** 2008. “U.S. state and local public policies in 2006: A new database.” *State Politics Policy Q.*, 8(3): 309–326.
- University of Kentucky Center for Poverty Research.** 2024. “UKCPR National Welfare Data, 1980-2022.” Title of the publication associated with this dataset: UKCPR National Welfare Data, 1980-2022.
- Yanagi, Takahide.** 2022. “An effective treatment approach to difference-in-differences with general treatment patterns.” *arXiv [econ.EM]*.

Appendix A Proofs

A.1 Proof of Theorem 1

Within this proof, I denote the base period by $b \equiv g^1 - 1$. Let's first decompose the moment into four parts

$$\begin{aligned} ATT^{CS}(g^1, t) &\equiv \mathbb{E}[Y_t - Y_b | G_{g^1}^1 = 1] - \mathbb{E}[Y_t - Y_b | D_t^1 = 0] \\ &= \mathbb{E}[Y_t | G_{g^1}^1 = 1] - \mathbb{E}[Y_b | G_{g^1}^1 = 1] - \mathbb{E}[Y_t | D_t^1 = 0] + \mathbb{E}[Y_b | D_t^1 = 0]. \end{aligned}$$

For the treated group in t ,

$$\begin{aligned} \mathbb{E}[Y_t | G_{g^1}^1 = 1] &= \mathbb{E}[Y_t | G_{g^1}^1 = 1, D_t^2 = 1]P(D_t^2 = 1 | G_{g^1}^1 = 1) + \mathbb{E}[Y_t | G_{g^1}^1 = 1, D_t^2 = 0]P(D_t^2 = 0 | G_{g^1}^1 = 1) \\ &= \mathbb{E}[Y_t(g^1, G^2) | G_{g^1}^1 = 1, D_t^2 = 1]P(D_t^2 = 1 | G_{g^1}^1 = 1) \\ &\quad + \mathbb{E}[Y_t(g^1, 0) | G_{g^1}^1 = 1, D_t^2 = 0]P(D_t^2 = 0 | G_{g^1}^1 = 1) \\ &= \mathbb{E}[Y_t(g^1, 0) | G_{g^1}^1 = 1] + \mathbb{E}[Y_t(g^1, G^2) - Y_t(g^1, 0) | G_{g^1}^1 = 1, D_t^2 = 1]P(D_t^2 = 1 | G_{g^1}^1 = 1) \\ &= \mathbb{E}[Y_t(g^1, 0) | G_{g^1}^1 = 1] + (ATT^{11} - ATT^{10})P(D_t^2 = 1 | G_{g^1}^1 = 1). \end{aligned}$$

For the treated group in b ,

$$\begin{aligned} \mathbb{E}[Y_b | G_{g^1}^1 = 1] &= \mathbb{E}[Y_b | G_{g^1}^1 = 1, D_b^2 = 1]P(D_b^2 = 1 | G_{g^1}^1 = 1) + \mathbb{E}[Y_b | G_{g^1}^1 = 1, D_b^2 = 0]P(D_b^2 = 0 | G_{g^1}^1 = 1) \\ &= \mathbb{E}[Y_b(0, G^2) | G_{g^1}^1 = 1, D_b^2 = 1]P(D_b^2 = 1 | G_{g^1}^1 = 1) \\ &\quad + \mathbb{E}[Y_b(0, 0) | G_{g^1}^1 = 1, D_b^2 = 0]P(D_b^2 = 0 | G_{g^1}^1 = 1) \\ &= \mathbb{E}[Y_b(0, 0) | G_{g^1}^1 = 1] + \mathbb{E}[Y_b(0, G^2) - Y_b(0, 0) | G_{g^1}^1 = 1, D_b^2 = 1]P(D_b^2 = 1 | G_{g^1}^1 = 1) \\ &= \mathbb{E}[Y_b(0, 0) | G_{g^1}^1 = 1] + ATT^{01}P(D_b^2 = 1 | G_{g^1}^1 = 1). \end{aligned}$$

For the control group in t

$$\begin{aligned} \mathbb{E}[Y_t | D_t^1 = 0] &= \mathbb{E}[Y_t | D_t^1 = 0, D_t^2 = 1]P(D_t^2 = 1 | D_t^1 = 0) + \mathbb{E}[Y_t | D_t^1 = 0, D_t^2 = 0]P(D_t^2 = 0 | D_t^1 = 0) \\ &= \mathbb{E}[Y_t(0, G^2) | D_t^1 = 0, D_t^2 = 1]P(D_t^2 = 1 | D_t^1 = 0) \\ &\quad + \mathbb{E}[Y_t(0, 0) | D_t^1 = 0, D_t^2 = 0]P(D_t^2 = 0 | D_t^1 = 0) \\ &= \mathbb{E}[Y_t(0, 0) | D_t^1 = 0] + \mathbb{E}[Y_t(0, G^2) - Y_t(0, 0) | D_t^1 = 0, D_t^2 = 1]P(D_t^2 = 1 | D_t^1 = 0) \\ &= \mathbb{E}[Y_t(0, 0) | D_t^1 = 0] + ATT^{01}P(D_t^2 = 1 | D_t^1 = 0). \end{aligned}$$

For the control group in b

$$\begin{aligned}
\mathbb{E}[Y_b|D_t^1 = 0] &= \mathbb{E}[Y_b|D_t^1 = 0, D_b^2 = 1]P(D_b^2 = 1|D_t^1 = 0) + \mathbb{E}[Y_b|D_t^1 = 0, D_b^2 = 0]P(D_b^2 = 0|D_t^1 = 0) \\
&= \mathbb{E}[Y_b(0, g^2)|D_t^1 = 0, D_b^2 = 1]P(D_b^2 = 1|D_t^1 = 0) \\
&\quad + \mathbb{E}[Y_b(0, 0)|D_t^1 = 0, D_b^2 = 0]P(D_b^2 = 0|D_t^1 = 0) \\
&= \mathbb{E}[Y_b(0, 0)|D_t^1 = 0] + \mathbb{E}[Y_b(0, g^2) - Y_b(0, 0)|D_t^1 = 0, D_b^2 = 1]P(D_b^2 = 1|D_t^1 = 0) \\
&= \mathbb{E}[Y_b(0, 0)|D_t^1 = 0] + ATT^{01}P(D_b^2 = 1|D_t^1 = 0).
\end{aligned}$$

Combine the four parts,

$$\begin{aligned}
ATT^{CS}(g^1, t) &= \mathbb{E}[Y_t(g^1, 0)|G_{g^1}^1 = 1] - \mathbb{E}[Y_b(0, 0)|G_{g^1}^1 = 1] - \mathbb{E}[Y_t(0, 0)|D_t^1 = 0] + \mathbb{E}[Y_b(0, 0)|D_t^1 = 0] \\
&\quad (ATT^{11} - ATT^{10})P(D_t^2 = 1|G_{g^1}^1 = 1) \\
&\quad - ATT^{01}P(D_b^2 = 1|G_{g^1}^1 = 1) \\
&\quad - ATT^{01}P(D_t^2 = 1|D_t^1 = 0) + ATT^{01}P(D_b^2 = 1|D_t^1 = 0)\} \\
&= ATT_{10}(g^1, t) \\
&\quad + ATT^{01} \left(P(D_t^2 = 1, D_b^2 = 0|G_{g^1}^1 = 1) - P(D_t^2 = 1, D_b^2 = 0|D_t^1 = 0) \right) \\
&\quad + (ATT^{11} - ATT^{10} - ATT^{01})P(D_t^2 = 1|G_{g^1}^1 = 1).
\end{aligned}$$

A.2 Proof of Lemma 1

In the following parts, I abbreviate CS's assumption X as CSX and my assumption X as AX. First, see that $Y_t(g, g) = Y_t(g)$ since if $G_i^1 = G_i^2 = g$, $Y_t(g) = Y_i(G^1, G^2) = Y_t(g, g)$, else $Y_t(g, g) = Y_t(g)$. Also $D_t = 1 - (1 - D_t^1)(1 - D_t^2)$ since $D_t \equiv \mathbb{1}\{t \geq G_i\} = \mathbb{1}\{t \geq \min(G_i^1, G_i^2)\} = 1 - (1 - \mathbb{1}\{t \geq G_i^1\})(1 - \mathbb{1}\{t \geq G_i^2\}) = 1 - (1 - D_t^1)(1 - D_t^2)$.

For CS1, $D_{t-1} = 1$ implies either $D_{t-1}^1 = 1$ or $D_{t-1}^2 = 1$. Hence either $D_t^1 = 1$ or $D_t^2 = 1$ (A1), and $D_t = 1 - (1 - D_t^1)(1 - D_t^2) = 1 - 0 = 1$.

For CS2, Y, X are the same. D_t^1, D_t^2 are i.i.d (A2) implies that $1 - (1 - D_t^1)(1 - D_t^2) = D_t$ is i.i.d.

For CS3 with $\delta = 0$, for $t < g$

$$\begin{aligned}
E[Y_t(g)|X, G_g = 1] &= E[Y_t(g, g)|X, G_g = 1, \min(G^1, G^2) \neq g](1 - P(\min(G^1, G^2) = g|X, G_g = 1)) \\
&\quad + E[Y_t(G^1, G^2)|X, G_g = 1, g = \min(G^1, G^2)]P(\min(G^1, G^2) = g|X, G_g = 1) \\
&= E[Y_t(0, 0)|X, G_g = 1, \min(G^1, G^2) \neq g](1 - P(\min(G^1, G^2) = g|X, G_g = 1)) \\
&\quad + E[Y_t(0, 0)|X, G_g = 1, g = \min(G^1, G^2)]P(\min(G^1, G^2) = g|X, G_g = 1) \quad \text{A3} \\
&= E[Y_t(0, 0)|X, G_g = 1] \\
&= E[Y_t(0)|X, G_g = 1]
\end{aligned}$$

for CS4, for each $t \geq g$

$$\begin{aligned}
E[Y_t(0) - Y_{t-1}(0)|X, G_g = 1] &= \mathbb{E}[Y_t(0, 0) - Y_{t-1}(0, 0)|X, \min(G^1, G^2) = g] \\
&= \sum_{g^1=2}^T \sum_{g^2=2}^T \mathbb{1}\{\min(G^1, G^2) = g\} P(G_{g^1}^1 = 1, G_{g^2}^2 = 1|X, \min(G^1, G^2) = g) \\
&\quad \mathbb{E}[Y_t(0, 0) - Y_{t-1}(0, 0)|X, G_{g^1}^1 = 1, G_{g^2}^2 = 1] \\
&= \sum_{g^1=2}^T \sum_{g^2=2}^T \mathbb{1}\{\min(G^1, G^2) = g\} P(G_{g^1}^1 = 1, G_{g^2}^2 = 1|X, \min(G^1, G^2) = g) \\
&\quad \mathbb{E}[Y_t(0, 0) - Y_{t-1}(0, 0)|X, D_s^1 = 0, D_s^2 = 0, G_\infty^1 = 1, G_\infty^2 = 1] \quad \text{A4} \\
&\quad \because G_\infty^1 = 1, G_\infty^2 = 1 \implies G = \min(G^1, G^2) = \infty, \\
&\quad G = \infty \implies D_s^1 = 0, D_s^2 = 0 \\
&= \sum_{g^1=2}^T \sum_{g^2=2}^T \mathbb{1}\{\min(G^1, G^2) = g\} P(G_{g^1}^1 = 1, G_{g^2}^2 = 1|X, \min(G^1, G^2) = g) \\
&\quad \mathbb{E}[Y_t(0, 0) - Y_{t-1}(0, 0)|X, G_\infty = 1] \\
&= \mathbb{E}[Y_t(0) - Y_{t-1}(0)|X, G_\infty = 1].
\end{aligned}$$

for CS5, for each $t \geq g$, and $t \leq s < \hat{g}$

$$\begin{aligned}
E[Y_t(0) - Y_{t-1}(0)|X, G_g = 1] &= \mathbb{E}[Y_t(0,0) - Y_{t-1}(0,0)|X, \min(G^1, G^2) = g] \\
&= \sum_{g^1=2}^T \sum_{g^2=2}^T \mathbb{1}\{\min(G^1, G^2) = g\} P(G_{g^1}^1 = 1, G_{g^2}^2 = 1|X, \min(G^1, G^2) = g) \\
&\quad \mathbb{E}[Y_t(0,0) - Y_{t-1}(0,0)|X, G_{g^1}^1 = 1, G_{g^2}^2 = 1] \\
&= \sum_{g^1=2}^T \sum_{g^2=2}^T \mathbb{1}\{\min(G^1, G^2) = g\} P(G_{g^1}^1 = 1, G_{g^2}^2 = 1|X, \min(G^1, G^2) = g) \\
&\quad \mathbb{E}[Y_t(0,0) - Y_{t-1}(0,0)|X, D_s^1 = 0, D_s^2 = 0, G_{g^1}^1 = 0, G_{g^2}^2 = 0] \tag{A5} \\
&\quad \because D_s^1 = 0, D_s^2 = 0 \implies D_s = 0, G_{g^1}^1 = 0, G_{g^2}^2 = 0, \\
&\quad \forall i \text{ s.t. } \min(G_i^1, G_i^2) = g, G_i^1 \neq g^1, G_i^2 \neq g^2 \implies \forall i, G_i \neq g. \\
&= \sum_{g^1=2}^T \sum_{g^2=2}^T \mathbb{1}\{\min(G^1, G^2) = g\} P(G_{g^1}^1 = 1, G_{g^2}^2 = 1|X, \min(G^1, G^2) = g) \\
&\quad \mathbb{E}[Y_t(0,0) - Y_{t-1}(0,0)|X, D_s = 0, G_g = 0] \\
&= \mathbb{E}[Y_t(0) - Y_{t-1}(0)|X, D_s = 0, G_g = 0].
\end{aligned}$$

Finally, for CS6, for all g such that exists $g^1, g^2 \in G$ such that $g = \min(g^1, g^2)$

$$\begin{aligned}
P(G_g = 1) &= \sum_{g^1=2}^T \sum_{g^2=2}^T \mathbb{1}\{\min(G^1, G^2) = g\} P(G_{g^1}^1 = 1, G_{g^2}^2 = 1) \\
&> \sum_{g^1=2}^T \sum_{g^2=2}^T \mathbb{1}\{\min(G^1, G^2) = g\} \epsilon_{g^1 g^2 t} > 0 \tag{A6}
\end{aligned}$$

and

$$\begin{aligned}
p_{g,t}(X) &= P(G_g = 1 | X, G_g + (1 - D_t)(1 - G_g) = 1) \\
&= P(G_g = 1 | X, G \geq g) \\
&= \sum_{g^1=2}^T \sum_{g^2=2}^T \mathbb{1}\{\min(G^1, G^2) \geq g\} \\
&\quad P(G_{g^1}^1 = 1, G_{g^2}^2 = 1 | X, G^1 \geq g, G^2 \geq g) \\
&< \sum_{g^1=2}^T \sum_{g^2=2}^T \mathbb{1}\{\min(G^1, G^2) \geq g\} 1 - \epsilon_{g^1 g^2 t} < 1. \tag{A6}
\end{aligned}$$

A.3 Proof of Lemma 2

First, notice that $G_{\min(g^1, g^2)} = 1, W(g^1, g^2) = 1 \iff G^1 = 1, G^2 = 1, G_{\min(g^1, g^2)} + (1 - D_t)(1 - G_{\min(g^1, g^2)}) = 1, W(g^1, g^2) = 1 \iff (1 - D_t)(1 - G_{g^1}^1 G_{g^2}^2) = 1, G_{\min(g^1, g^2)} = 0, W(g^1, g^2) = 1 \iff G^1 = 0, G^2 = 0$.

Then, let $p_{g,t}^{CS}(X) \equiv P(G_g = 1 | X, G_g + (1 - D_t)(1 - G_g) = 1)$, $m_{g,t}^{CS}(X) \equiv \mathbb{E}[Y_t - Y_{g-1} | X, D_t = 0, G_g = 0]$, $w^{comp, CS}(g, t) \equiv \frac{p_{g,t}^{CS}(1 - D_t)(1 - G_g)}{1 - p_{g,t}^{CS}(X)}$ be the propensity score, control function, and inverse-probability weight as in CS. We have:

$$\begin{aligned}
&\mathbb{E}[p_{\min(g^1, g^2), t}^{CS}(X) | W(g^1, g^2) = 1] \\
&= P(G_{\min(g^1, g^2)} = 1 | X, G_{\min(g^1, g^2)} + (1 - D_t)(1 - G_{\min(g^1, g^2)}) = 1, W(g^1, g^2) = 1) \\
&= P(G_{\min(g^1, g^2)} = 1 | X, G_{\min(g^1, g^2)} + (1 - D_t)(1 - G_{\min(g^1, g^2)}) = 1, W(g^1, g^2) = 1) \\
&= P(G^1 = 1, G^2 = 1 | X, (1 - D_t)(1 - G_{g^1}^1 G_{g^2}^2) = 1) \\
&= p_{g^1, g^2, t}(x),
\end{aligned}$$

$$\begin{aligned}
&\mathbb{E}\left[\frac{p_{\min(g^1, g^2), t}^{CS}(1 - D_t)(1 - G_{\min(g^1, g^2)})}{1 - p_{\min(g^1, g^2), t}^{CS}(X)} \mid W(g^1, g^2) = 1\right] \\
&= \mathbb{E}\left[\frac{p_{g^1, g^2, t}(X)(1 - D_t)(1 - G_{g^1}^1 G_{g^2}^2)}{1 - p_{g^1, g^2, t}(X)}\right] \\
&= w^{comp}(g^1, g^2, t),
\end{aligned}$$

$$\begin{aligned}
& \mathbb{E}[m_{\min(g^1, g^2), t}^{CS}(X) | W(g^1, g^2) = 1] \\
&= \mathbb{E}[Y_t - Y_{\min(g^1, g^2)-1} | X, D_t = 0, G_{\min(g^1, g^2)} = 0, W(g^1, g^2) = 1] \\
&= \mathbb{E}[Y_t - Y_{\min(g^1, g^2)-1} | X, D_t = 0, G_{g^1}^1 = 0, G_{g^2}^2 = 0] \\
&= m(g^1, g^2, t),
\end{aligned}$$

Finally, I can show the equivalence of ATT moments.

$$\begin{aligned}
& \mathbb{E}[ATT_{unc}^{ny, CS}(\min(g^1, g^2), t; 0 | W(g^1, g^2) = 1)] \\
&= \mathbb{E}[Y_t - Y_{\min(g^1, g^2)-1} | G_{\min(g^1, g^2)} = 1, W(g^1, g^2) = 1] \\
&\quad - \mathbb{E}[Y_t - Y_{\min(g^1, g^2)-1} | D_t = 0, W(g^1, g^2) = 1] \tag{CS Eq 2.9} \\
&= \mathbb{E}[Y_t - Y_{\min(g^1, g^2)-1} | G_{g^1}^1 = 1, G_{g^2}^2 = 1] - \mathbb{E}[Y_t - Y_{\min(g^1, g^2)-1} | D_t = 0] \\
&= \mathbb{E}[Y_t - Y_{\min(g^1, g^2)-1} | G_{g^1}^1 = 1, G_{g^2}^2 = 1] - \mathbb{E}[Y_t - Y_{\min(g^1, g^2)-1} | D_t^1 = 0, D_t^2 = 0] \\
&= ATT_{unc}(g^1, g^2, t)
\end{aligned}$$

For inverse probability weighting:

$$\begin{aligned}
& \mathbb{E}[ATT_{ipw}^{ny, CS}(\min(g^1, g^2), t; 0 | W(g^1, g^2) = 1)] \\
&= \mathbb{E} \left[\left(\frac{G_g}{\mathbb{E}[G_g]} - \frac{\frac{p_{g,t}(X)(1-D_t)(1-G_g)}{1-p_{g,t}(X)}}{\mathbb{E} \left[\frac{p_{g,t}(X)(1-D_t)(1-G_g)}{1-p_{g,t}(X)} \right]} \right) (Y_t - Y_{g-1}) \mid g = \min(g^1, g^2), W(g^1, g^2) = 1 \right] \tag{CS Eq 2.5} \\
&= \mathbb{E} \left[\left(\frac{G_{g^1}^1 G_{g^2}^2}{\mathbb{E}[G_{g^1}^1 G_{g^2}^2]} - \frac{w^{comp}(g^1, g^2, t)}{\mathbb{E}[w^{comp}(g^1, g^2, t)]} \right) (Y_t - Y_{\min(g^1, g^2)-1}) \right] \\
&= ATT_{ipw}(g^1, g^2, t)
\end{aligned}$$

For outcome regression:

$$\begin{aligned}
& \mathbb{E}[ATT_{dr}^{ny,CS}(\min(g^1, g^2), t; 0) | W(g^1, g^2) = 1] \\
&= \mathbb{E}\left[\left(\frac{G_g}{\mathbb{E}[G_g]}\right) \left(Y_t - Y_{g-1} - m_{g,t}^{ny}(X)\right) | g = \min(g^1, g^2), W(g^1, g^2) = 1\right] \quad \text{CS Eq 2.6} \\
&= \mathbb{E}\left[\left(\frac{G_{g^1}^1 G_{g^2}^2}{\mathbb{E}[G_{g^1}^1 G_{g^2}^2]}\right) \left(Y_t - Y_{\min(g^1, g^2)-1} - m_{g^1, g^2, t}^{ny}(X)\right)\right] \\
&= ATT_{or}(g^1, g^2, t).
\end{aligned}$$

For doubly-robust:

$$\begin{aligned}
& \mathbb{E}[ATT_{dr}^{ny,CS}(\min(g^1, g^2), t; 0) | W(g^1, g^2) = 1] \\
&= \mathbb{E}\left[\left(\frac{G_g}{\mathbb{E}[G_g]} - \frac{\frac{p_{g,t}(X)(1-D_t)(1-G_g)}{1-p_{g,t}(X)}}{\mathbb{E}\left[\frac{p_{g,t}(X)(1-D_t)(1-G_g)}{1-p_{g,t}(X)}\right]}\right) \left(Y_t - Y_{g-1} - m_{g,t}^{ny}(X)\right) | g = \min(g^1, g^2), W(g^1, g^2) = 1\right] \quad \text{CS Eq 2.7} \\
&= \mathbb{E}\left[\left(\frac{G_{g^1}^1 G_{g^2}^2}{\mathbb{E}[G_{g^1}^1 G_{g^2}^2]} - \frac{w^{comp}(g^1, g^2, t)}{\mathbb{E}[w^{comp}(g^1, g^2, t)]}\right) \left(Y_t - Y_{\min(g^1, g^2)-1} - m_{g^1, g^2, t}^{ny}(X)\right)\right] \\
&= ATT_{dr}(g^1, g^2, t).
\end{aligned}$$

A.4 Proof of Theorem 2

For $ATT_x \in \{ATT_{unc}, ATT_{ipw}, ATT_{or}, ATT_{dr}\}$

$$\begin{aligned}
ATT_x(g^1, g^2, t) &= \mathbb{E}[ATT_x^{ny,CS}(\min(g^1, g^2), t) | W(g^1, g^2) = 1] && \text{Lemma 2} \\
&= \mathbb{E}[ATT(\min(g^1, g^2), t) | G_{\min(g^1, g^2)} G_{g^1}^1 G_{g^2}^2 + (1 - G_g) = 1] && \text{CS's Thm 1} \\
&= \mathbb{E}[\mathbb{E}[Y_t(\min(g^1, g^2)) - Y_t(0) | G_{\min(g^1, g^2)} = 1] | G_g G_{g^1}^1 G_{g^2}^2 + (1 - G_g) = 1] \\
&= \mathbb{E}[Y_t(\min(g^1, g^2)) - Y_t(0) | G_{g^1}^1 = 1, G_{g^2}^2 = 1] \\
&= \mathbb{E}[Y_t(g^1, g^2) - Y_t(0, 0) | G_{g^1}^1 = 1, G_{g^2}^2 = 1] \\
&= ATT(g^1, g^2, t).
\end{aligned}$$

A.5 Proof of Theorem 3

For the case when $t < g^2$, I have

$$\begin{aligned}
ATT^{id}(g^1, g^2, t) &= ATT(g^1, g^2, t) && \text{Theorem 2} \\
&= \mathbb{E}[Y_t(g^1, g^2) - Y_t(0, 0) | G_{g^1}^1 = 1, G_{g^2}^2 = 1] \\
&= \mathbb{E}[Y_t(g^1, 0) - Y_t(0, 0) | G_{g^1}^1 = 1, G_{g^2}^2 = 1] && \text{Assumption 3} \\
&= ATT^{10}(g^1, g^2, t).
\end{aligned}$$

For the case when $t \geq g^2$, $g^1 < g^2$, for each $s^2 > t$

$$\begin{aligned}
&ATT^{id}(g^1, g^2, g^2 - 1) + ATT^{id}(g^1, s^2, t) - ATT^{id}(g^1, s^2, g^2 - 1) \\
&= ATT(g^1, g^2, g^2 - 1) + ATT(g^1, s^2, t) - ATT(g^1, s^2, g^2 - 1) && \text{Theorem 2} \\
&= ATT^{10}(g^1, g^2, g^2 - 1) + ATT^{10}(g^1, s^2, t) - ATT^{10}(g^1, s^2, g^2 - 1) && \text{Ass. 3, } s^2 > t \\
&= ATT^{10}(g^1, g^2, t) - (ATT^{10}(g^1, g^2, t) - ATT^{10}(g^1, s^2, g^2 - 1)) \\
&\quad + (ATT^{10}(g^1, s^2, t) - ATT^{10}(g^1, s^2, g^2 - 1)) \\
&= ATT^{10}(g^1, g^2, t) && \text{Ass. 8}
\end{aligned}$$

Since there exists at least one $s^2 > t$ such that $P(G_{s^2}^2 = 1 | G_{g^1}^1 = 1, D_t^2 = 0) > 0$ as $t < \bar{G}_{g^1}^2$, we have

$$\begin{aligned}
ATT^{imp}(g^1, g^2, t) &\equiv ATT^{id}(g^1, g^2, g^2 - 1) \\
&\quad + \sum_{s^2 > t} \left(ATT^{id}(g^1, s^2, t) - ATT^{id}(g^1, s^2, g^2 - 1) \right) P(G_{s^2}^2 = 1 | G_{g^1}^1 = 1, D_t^2 = 0) \\
&= \sum_{s^2 > t} P(G_{s^2}^2 = 1 | G_{g^1}^1 = 1, D_t^2 = 0) \\
&\quad \left(ATT^{id}(g^1, g^2, g^2 - 1) + ATT^{id}(g^1, s^2, t) - ATT^{id}(g^1, s^2, g^2 - 1) \right) \\
&= ATT^{10}(g^1, g^2, t).
\end{aligned}$$

Finally, for the case when $t \geq g^2$, $g^1 > g^2$, for each $s^1 > t$

$$\begin{aligned}
& ATT^{id}(g^1, g^2, t) - ATT^{id}(g^1, g^2, g^1 - 1) - ATT^{id}(s^1, g^2, t) + ATT^{id}(s^1, g^2, g^1 - 1) \\
= & ATT(g^1, g^2, t) - ATT(g^1, g^2, g^1 - 1) - ATT(s^1, g^2, t) + ATT(s^1, g^2, g^1 - 1) && \text{Theorem 2} \\
= & ATT(g^1, g^2, t) - ATT^{01}(g^1, g^2, g^1 - 1) - ATT^{01}(s^1, g^2, t) + ATT^{01}(s^1, g^2, g^1 - 1) && \text{Ass. 3, } s^1 > t \\
= & ATT^{10}(g^1, g^2, t) + ATT^{01}(g^1, g^2, t) - ATT^{01}(g^1, g^2, g^1 - 1) \\
& - ATT^{01}(s^1, g^2, t) + ATT^{01}(s^1, g^2, g^1 - 1) && \text{Ass. 7} \\
= & ATT^{10}(g^1, g^2, t). && \text{Ass. 8}
\end{aligned}$$

Since there exists at least one $s^1 > t$ such that $P(G_{s^1}^1 = 1 | G_{g^2}^2 = 1, D_t^1 = 0) > 0$ as $t < \bar{G}_{g^2}^1$, we have

$$\begin{aligned}
ATT^{did}(g^1, g^2, t) & \equiv ATT^{id}(g^1, g^2, t) - ATT^{id}(g^1, g^2, g^1 - 1) \\
& - \sum_{s^1 > t} (ATT^{id}(s^1, g^2, t) - ATT^{id}(s^1, g^2, g^1 - 1)) P(G_{s^1}^1 = 1 | G_{g^2}^2 = 1, D_t^1 = 0) \\
= & \sum_{s^1 > t} (ATT^{id}(g^1, g^2, t) - ATT^{id}(g^1, g^2, g^1 - 1) \\
& - ATT^{id}(s^1, g^2, t) + ATT^{id}(s^1, g^2, g^1 - 1)) P(G_{s^1}^1 = 1 | G_{g^2}^2 = 1, D_t^1 = 0) \\
= & ATT^{10}(g^1, g^2, t).
\end{aligned}$$