

Nonlinear Cooperative Output Regulation with Input Delay Compensation

Shiqi Zheng, *Senior Member, IEEE*, Choon Ki Ahn, *Senior Member, IEEE*, Xiaowei Jiang, *Senior Member, IEEE*, Huaicheng Yan, *Senior Member, IEEE*, and Peng Shi, *Fellow, IEEE*

Abstract

This paper investigates the cooperative output regulation (COR) of nonlinear multi-agent systems (MASs) with long input delay based on periodic event-triggered mechanism. Compared with other mechanisms, periodic event-triggered control can automatically guarantee a Zeno-free behavior and avoid the continuous monitoring of triggered conditions. First, a new periodic event-triggered distributed observer, which is based on the fully asynchronous communication data, is proposed to estimate the leader information. Second, a new distributed predictor feedback control method is proposed for the considered nonlinear MASs with input delay. By coordinate transformation, the MASs are mapped into new coupled ODE-PDE target systems with some disturbance-like terms. Then, we show that the COR problem is solvable. At last, to further save the communication resource, a periodic event-triggered mechanism is considered in the sensor-to-controller transmission in every agent. A new periodic event-triggered filter is proposed to deal with the periodic event-triggered feedback data. The MASs with input delay are mapped into coupled ODE-PDE target systems with sampled data information. Then, Lyapunov-Krasovskii functions are constructed to demonstrate the exponential stability of the MASs. Simulations verify the validity of the proposed results.

Index Terms

PDE-ODE, event-triggered control, input delay, MASs

I. INTRODUCTION

Recently, the cooperative output regulation (COR) problem of multi-agent systems (MASs) has drawn increasing interest [1]–[4]. The COR problem is an extension from the output regulation of a single system to MASs. It aims to regulate the output of each follower in MASs to a given reference signal/leader while simultaneously rejecting the external disturbance. The main difference between the COR problem and the classical output regulation problem is that the controller should be designed in a distributed way. That is each follower can only rely on the information of its neighbors. COR has wide applications, such as the formation of multi-vehicle and consensus of multiple robot manipulators *etc.* So far, there is a lot of excellent work on the COR problem, see the pioneering works in [5]–[7].

In order to reduce the communication burden and save energy for MASs, event-triggered cooperative control strategies have gained increasing attention. In event-triggered control, the violation of some designed conditions will trigger a data-transmission event and then the control effort will be updated based on the newly transmitted data. In this way, traditional continuous communication will be avoided, thus a lot of communication/energy resources can be saved. Various kinds of event-triggered control strategies, such as dynamic event-triggered control, and self-triggered control *etc.*, have been presented [8]–[12]. Among them, the periodic event-triggered control (PETC) method has attracted a lot of interest [13]–[16]. Different from other event-triggered strategies, the periodic event-triggered method only uses the periodic sampled data to design the event-triggered condition. This feature can automatically guarantee a Zeno-free behavior and avoid the continuous monitoring of triggered conditions. Moreover, in most real engineering situations, data transmission is often conducted periodically through the network. Therefore, PETC is more suitable for real practical network control systems.

Input delay often occurs in MASs. A long input delay is easy to cause a loss of stability [17], [18]. Hence, much effort has been devoted to dealing with the time-delay MASs. For example, in [17] the consensus conditions were presented for MASs with both time delay and measurement noises. [20] adopted the frequency-domain method to analyze the delay margin of the MASs. The above methods are sometimes called passive methods because they mainly focus on computing a maximal allowable delay that guarantees the stability of MASs. However, when the delay is large, one may need to compensate for the delay actively to achieve a good control performance. The predictor feedback method is one of the most popular methods to handle the large delay. In [21], [22], a truncated predictor feedback approach was proposed to solve the consensus problem in the presence of both communication and input delay. However, as stated in [23], [24] the method could be sensitive to the

Shiqi Zheng and Xiaowei Jiang are with the School of Automation, China University of Geosciences, Wuhan 430079, China, also with the Hubei Key Laboratory of Advanced Control and Intelligent Automation for Complex Systems, Wuhan 430074, China, also with the Engineering Research Center of Intelligent Technology for Geo-Exploration, Ministry of Education, Wuhan 430074, China. Shiqi Zheng is also with the Shaoyang Institute of Advanced Manufacturing Technology, Shaoyang 422000, China (e-mail: zhengshiqi@cug.edu.cn)

Choon Ki Ahn is with the School of Electrical Engineering, Korea University, Seoul 136-701, South Korea (e-mail: hironaka@korea.ac.kr).

Huaicheng Yan is with the Key Laboratory of Smart Manufacturing in Energy Chemical Process of Ministry of Education, East China University of Science and Technology, Shanghai 200237, China

Peng Shi is with the School of Electrical and Mechanical Engineering, The University of Adelaide, Adelaide, SA 5005, Australia (e-mail: peng.shi@adelaide.edu.au).

delay mismatch. In [23], [24], the authors transformed the systems with long input delay into coupled ODE-PDE (Ordinary Differential Equations-Partial Differential Equations) systems. Then, backstepping techniques were employed to analyze the stability [25], [27]. This kind of method can tolerate uncertainties both in the delay and system parameters. However, *to the best of our knowledge, there exists no work about the periodic event-triggered COR problem for multi-agent systems with long input delay.*

Therefore, this paper will concentrate on the problem of periodic event-triggered COR for a class of nonlinear MASs with input delay. The main challenges are as follows:

- 1) Different from [14], [28], the network of MASs is assumed to be fully asynchronous. Namely, agents have various sampling periods and event-triggered time instants (see Fig. 2). This assumption is more practical since each agent pair may have different communication distances and time clocks. However, this assumption makes the analysis more complex;
- 2) The control law in MASs can only use the information from its neighbors and not all the followers can access the information of the leader. This makes the predictor feedback technique for a single system invalid;
- 3) Every follower is described by a nonlinear system with long input delay. The considered nonlinear systems can be a high-order/strict-feedback nonlinear system. Because we cannot obtain an explicit solution to the nonlinear systems, the existing methods [23]–[25] for linear MASs cannot be directly extended to our case. It further complicates the controller design procedure; and
- 4) The periodic event-triggered data transmission is considered both in the network among various agents and the sensor-to-controller transmission in every agent. This will bring more difficulties to the problem since the feedback data are all transmitted in a discrete manner.

To tackle the above issues, we present our main contributions:

- A new periodic event-triggered adaptive distributed observer, which is based on the fully asynchronous communication data, is proposed to estimate the leader information. According to the stability analysis of systems with multiple time delays, we can prove that the estimation error can converge to the origin exponentially. Moreover, we present a relationship between the maximally allowable sampling periods and the observer gains.
- A new distributed predictor feedback control method is proposed for a class of nonlinear MASs with long input delay. Based on the certainty equivalence principle and state transformation technique, the MASs are mapped into new coupled ODE-PDE target systems with some disturbance-like terms. Then, we show that the COR problem is solvable. Moreover, we extend our proposed method to strict-feedback high-order nonlinear systems.
- In order to further save the communication resource, a periodic event-triggered mechanism (PETM) is also considered in the sensor-to-controller channel in each follower. A new periodic event-triggered filter is proposed to deal with the periodic event-triggered feedback data. By this filter, the discrete feedback data are transformed into continuous signals. Then, the MASs with input delay are mapped into coupled ODE-PDE target systems with sampled data information. This facilitates the subsequent controller design.

Notations. Define set $\mathbb{E}(p)$ with respect to a non-negative real constant p and a function $f(t) : \mathbb{R} \rightarrow \mathbb{R}$. If $f(t) \in \mathbb{E}(p)$, then $|f(t)|$ will converge to a set containing the origin exponentially, *i.e.*, $|f(t)| \leq c_1 e^{-c_2 t} + \iota(p)$ where c_1, c_2 are two positive constants and $\iota(p) : \mathbb{R} \rightarrow \mathbb{R}$ is a non-decreasing function with respect to p and $\iota(0) = 0$.

II. PROBLEM FORMULATION

The leader model of the considered MASs is:

$$\dot{v} = Sv, \quad (1)$$

$$y_0 = Fv, \quad (2)$$

where $v \in \mathbb{R}^{n_v}$ denotes the reference signal and/or external disturbance. S represents the system matrix, which is only known by a small portion of followers. $y_0 \in \mathbb{R}$ is the output of the leader. $F = [1, 0, \dots, 0]$. We assume that the real parts of the eigenvalues of the system matrix S are zero. This implies that the leader system is marginally stable. By selecting an appropriate matrix S , various kinds of bounded signals, including step, cosine *etc.*, can be produced.

The followers are expressed as:

$$\dot{X}_i = f_i(X_i) + U_i(t - D_i), \quad (3)$$

$$Y_i = X_i, \quad (4)$$

$$e_i = Y_i - y_0, i = 1, 2, \dots, N, \quad (5)$$

where $X_i \in \mathbb{R}$, $U_i \in \mathbb{R}$, $Y_i \in \mathbb{R}$, $e_i \in \mathbb{R}$ represent the system state, control input, system output and regulation error respectively. $D_i > 0$ denotes the long input delay, which is a positive constant, and can be different for every follower. By long delay, we mean that the delay D_i can be any large positive constant. $f_i(X_i) : \mathbb{R} \rightarrow \mathbb{R}$ is a known smooth nonlinear function satisfying $\left| \frac{df_i(X_i)}{dX_i} \right| \leq \ell$ where ℓ is a positive constant.

We use a graph \mathcal{G} to represent the communication network of the MASs consisting of 1 leader and N followers. See [6] for more information about the definition of graph. \mathcal{G} is assumed to be directed and at least have a directed spanning tree.

According to the above MASs, the periodic event-triggered COR problem is:

Problem 1. Consider the MASs described by (1)-(5) together with the graph \mathcal{G} . The purpose is to design a PETC strategy for every follower such that $\lim_{t \rightarrow +\infty} |e_i(t)| = 0$ where $i \in \{1, 2, \dots, N\}$.

Remark 1. It is noted that here we only consider first-order nonlinear system, however, the proposed method can be easily extended to high-order or strict-feedback nonlinear systems. Please see Appendix F in []. Meanwhile, the presented nonlinear model is quite general and can describe many real phenomena in real practice, such as formation control of a group of unmanned automobiles or unmanned aerial vehicles, and cooperative control of robot manipulators or servo motor drive systems.

III. PERIODIC EVENT-TRIGGERED ADAPTIVE DISTRIBUTED OBSERVER

Fig. 1 shows the presented PETC scheme. It includes a distributed observer and a control law. Each agent implements a distributed observer to estimate the dynamics of the leader (S and v) based on its neighbors. The PETM determines whether or not each agent will broadcast its data to its neighbors. The control law utilizes the estimated values from the periodic event-triggered distributed observer and the feedback data from the sensor to produce an appropriate control effort. The control effort will be sent to the actuator side which suffers from a long delay D_i . In this section, we will present the periodic event-triggered distributed observer for the considered MASs. In Section IV, we will explain the proposed control law in detail.

As illustrated in Fig. 2, for each agent pair (j, i) , let $\Xi_T^{ij} = \{t_0^{ij}, t_1^{ij}, \dots, t_k^{ij}, \dots\}$ ($i, j \in \{1, 2, \dots, N\}$) with $0 = t_0^{ij} < t_1^{ij} < \dots < t_k^{ij} < \dots$ denote the asynchronous sampling time instants such that $t_k^{ij} \triangleq kT^{ij}$ with sampling period T^{ij} . If $i \neq j$, t_k^{ij} means the sampling time instants between agent i and agent j . If $i = j$, t_k^{ii} represents the sampling time instants for agent i itself, that is the agent samples its own states. For simplicity, l denotes the latest index of the sampling time instants for each agent pair. Then, the following distributed observer is presented for every follower

$$\dot{\hat{S}}_i = \kappa_1 \sum_{j=0}^N a_{ij} (\hat{S}_j(\bar{t}_l^{ij}) - \hat{S}_i(\bar{t}_l^{ii})), \quad (6)$$

$$\dot{\hat{v}}_i = \hat{S}_i \hat{v}_i + \kappa_2 \sum_{j=0}^N a_{ij} (\bar{v}_j(t, \bar{t}_l^{ij}) - \bar{v}_i(t, \bar{t}_l^{ii})), \quad (7)$$

where $i = 1, 2, \dots, N$, $\hat{S}_0(t) \equiv S$, $\kappa_1, \kappa_2 > 0$ are two constants. \hat{v}_i and \hat{S}_i are the estimations of the real values v_i and S_i for each agent.

$$\bar{v}_j(t, \bar{t}_l^{ij}) = e^{\hat{S}_j(\bar{t}_l^{ij})(t - \bar{t}_l^{ij})} \hat{v}_j(\bar{t}_l^{ij}),$$

Specifically, if $i = j$,

$$\bar{v}_i(t, \bar{t}_l^{ii}) = e^{\hat{S}_i(\bar{t}_l^{ii})(t - \bar{t}_l^{ii})} \hat{v}_i(\bar{t}_l^{ii}). \quad (8)$$

If $j = 0$,

$$\bar{v}_0(t, \bar{t}_l^{i0}) = e^{S(t - \bar{t}_l^{i0})} \hat{v}_0(\bar{t}_l^{i0}) = v(t)$$

with $\hat{v}_0(t) \triangleq v(t)$.

Agent j will send data to agent i at time instant \bar{t}_l^{ij} , which denotes the latest event-triggered time instant. Specifically, the follower j will transmit $\hat{S}_i(\bar{t}_l^{ij})$ and $\hat{v}_i(\bar{t}_l^{ij})$ to agent i on \bar{t}_l^{ij} . \bar{t}_l^{ij} is determined by:

$$\bar{t}_{l+1}^{ij} = \inf\{\tau > \bar{t}_l^{ij} | \tau \in \Xi_T^{ij}, h_S^{ij}(\cdot) > 0, \text{ or } h_v^{ij}(\cdot) > 0\}, \quad (9)$$

where

$$\begin{aligned} h_S^{ij}(\cdot) &= h_S^{ij}(\tau, \bar{t}_l^{ij}) = \|\hat{S}_i(\tau) - \hat{S}_i(\bar{t}_l^{ij})\| - \delta_S e^{-\gamma_S \tau}, \\ h_v^{ij}(\cdot) &= h_v^{ij}(\tau, \bar{t}_l^{ij}) = \|\hat{v}_i(\tau) - \bar{v}_i(\tau, \bar{t}_l^{ij})\| - \delta_v e^{-\gamma_v \tau} \end{aligned}$$

with $\delta_S, \delta_v, \gamma_S, \gamma_v > 0$. l denotes the latest index of the periodic event-triggered instant for every agent pair with some abuse of notation. When $h_S^{ij}(\cdot) > 0$ or $h_v^{ij}(\cdot) > 0$, the event-triggered condition is satisfied and \hat{S}_i, \hat{v}_i will be transmitted. Then, the current time t will be set to \bar{t}_l^{ij} . This implies that $h_S^{ij}(\cdot) = 0 < \delta_S e^{-\gamma_S \tau}$, $h_v^{ij}(\cdot) = 0 < \delta_v e^{-\gamma_v \tau}$. Therefore, the event-triggered condition will not be triggered consistently.

Then, we have:

Theorem 1. Consider the MASs (1)-(5) with the distributed observer (6)-(7), there exists a positive constant M such that for any $\kappa T \leq M$ with $\kappa \triangleq \max\{\kappa_1, \kappa_2\}$ and $T \triangleq \max_{i,j \in \{1,2,\dots,N\}} \{T^{ij}\}$, the estimation errors $\tilde{S}_i \triangleq \hat{S}_i - S$ and $\tilde{v}_i \triangleq \hat{v}_i - v$ ($i = 1, \dots, N$) will tend to the origin exponentially.

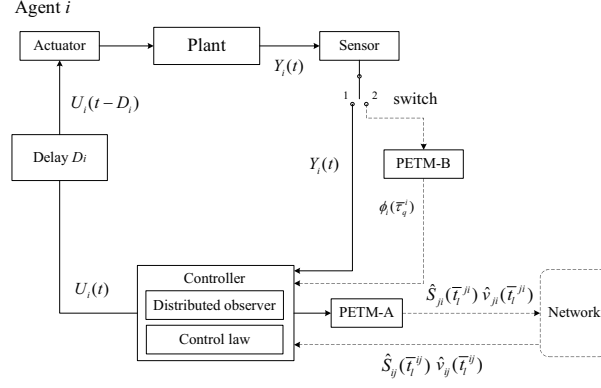


Figure 1. Proposed control scheme. PETM-A and PETM-B are two periodic event-triggered mechanisms given in (9) and (33) respectively. PETM-A denotes the PETM between each agent. PETM-B denotes the PETM in the sensor-to-controller transmission for every agent, which will be explained in Section V.

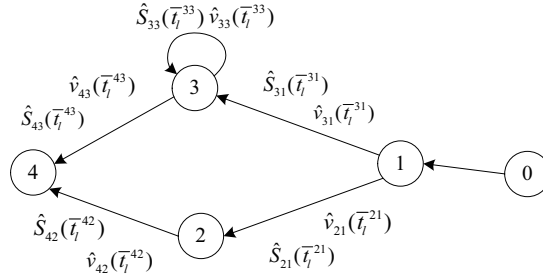


Figure 2. Fully asynchronous communication. Each agent pair has different sampling periods and event-triggered time instants.

Proof. See Appendix A. □

Remark 2. It is noted that we aim to present a distributed control method for the MASs. Meanwhile, we have assumed that only a small portion of the followers can have access to the leader. That is only those followers that are directly connected to the leader can access the leader. Therefore, in order to design a distributed controller in this situation, we have designed a distributed observer for each follower. Based on this observer, every follower can estimate the leader states only based on its neighborhood information. Then, using the estimated leader information, we can design distributed controller for every follower.

Note that the N times estimations in (6)-(7) mean that every follower needs a distributed observer to obtain the leader information, especially those followers that cannot obtain the leader states directly. Though there are N observers for the multi-agent systems, we only need to design one observer for each agent. Therefore, the computation complexity does not increase too much for each agent. In fact, we only need to implement two extra simply ODEs (6)-(7) for each agent.

Remark 3. Different from the existing works [14], [28], the proposed distributed observer can deal with fully asynchronous periodic event-triggered transmission data, i.e., every agent pair has a different sampling period. Nevertheless, in [14], [28] each agent has the same sampling period for communication with its neighbors. The fully asynchronous periodic event-triggered transmission data is more practical in real engineering applications due to each agent pair may have different communication distances and time clocks. Moreover, from the above result, we can see that to guarantee the effectiveness of the proposed observer, the observer parameters should satisfy the inequality $\kappa T \leq M$. This implies that the maximally allowable sampling periods T^{ij} can be made large by decreasing the observer gain κ with a sacrifice of convergence rate. A possible choice of M can be found in Appendix A. If the observer gains and sampling period are too large, we will lose observability. In these situations, we can decrease the observer gain and the sampling period to remedy the problem.

IV. CONTROL LAW

A. Design of the control law

In order to handle the long input delay, future states will be predicted. Then, the predicted states will be used to design the controller.

Let

$$\bar{X}_i = e_i = X_i - Fv. \quad (10)$$

Then, the system (3)-(5) becomes

$$\begin{aligned}\dot{\bar{X}}_i &= f_i(\bar{X}_i + Fv) - f_i(Fv) \\ &\quad + f_i(Fv) - FSv + U_i(t - D_i) \\ &= \bar{f}_i(\bar{X}_i, v) + (u^i(0, t) - FSv + f_i(Fv)) \\ &= \bar{f}_i(\bar{X}_i, v) + \bar{u}^i(0, t),\end{aligned}\tag{11}$$

$$e_i = \bar{X}_i,\tag{12}$$

where $\bar{f}_i(\bar{X}_i, v) = f_i(\bar{X}_i + Fv) - f_i(Fv)$, $R_i(v, S) \triangleq FSv - f_i(Fv)$.

$$u^i(x, t) \triangleq U_i(t + (x - 1)D_i),\tag{13}$$

$$\bar{u}^i(x, t) \triangleq u^i(x, t) - R_i(e^{SD_i x} v, S), x \in [0, 1]\tag{14}$$

represent the distributed inputs.

According to the above dynamics, we can predict the state. Let

$$\begin{aligned}\chi^i(x, t) &\triangleq \bar{X}_i(t + D_i x) \\ &= \bar{X}_i(t) + D_i \int_0^x (\bar{f}_i(\chi^i(y, t), e^{SD_i y} v) + \bar{u}^i(y, t)) dy.\end{aligned}$$

Then, the input $\bar{u}^i(1, t)$ is given by:

$$\begin{aligned}\bar{u}^i(1, t) &= U_i - R_i(e^{SD_i} v, S) \\ &\triangleq K_i \bar{X}_i(t + D_i) \\ &= K_i \chi^i(0, t) + K_i D_i \int_0^1 (\bar{f}_i(\chi^i(y, t), e^{SD_i y} v) + \bar{u}^i(y, t)) dy,\end{aligned}$$

where K_i is the control gain. The above controller is in fact a proportional state feedback control law. From (14), the controller $u^i(1, t) = U_i(t)$ is given by

$$\begin{aligned}u^i(1, t) &= U_i(t) \\ &= K_i \bar{X}_i(t + D_i) + R_i(e^{SD_i} v, S) \\ &= K_i D_i \int_0^1 (\bar{f}_i(\chi^i(y, t), e^{SD_i y} v) + \bar{u}^i(y, t)) dy \\ &\quad + K_i \bar{X}_i(t) + R_i(e^{SD_i} v, S).\end{aligned}\tag{15}$$

Based on the leader dynamics (1) and (14), it follows that

$$\begin{aligned}\bar{u}^i(0, t) &= u^i(0, t) - R_i(v, S) \\ &= U_i(t - D_i) - R_i(v, S) \\ &= K_i \bar{X}_i(t) + R_i(e^{SD_i} v(t - D_i), S) - R_i(v, S) \\ &= K_i \bar{X}_i(t).\end{aligned}$$

This implies that (11) becomes

$$\dot{\bar{X}}_i = \bar{f}_i(\bar{X}_i, v) + K_i \bar{X}_i.$$

Since $\left| \frac{df_i(X_i)}{dX_i} \right| \leq \ell$, we have $|\bar{f}_i(\bar{X}_i, v)| \leq \ell |\bar{X}_i|$ by Mean Value Theorem. Then, we can choose a control gain K_i such that $\ell + K_i < 0$. Then, by selecting the Lyapunov function $V_i = \frac{1}{2} \bar{X}_i^2$, we can verify that $\bar{X}_i(t) \rightarrow 0$ as $t \rightarrow +\infty$. By (5), $e_i(t)$ will converge to zero. Summarizing the above analysis, we have:

Proposition 1. *Given the MASs consisting of the leader (1) and nonlinear followers (3)-(5), the controller in the form of (15) can solve Problem 1.*

Note that though the above result is true, the controller (15) does not satisfy our design requirement. The reasons are as follows: First, the matrices S and the state v are from the leader. They are not known by all the followers; Second, the long input delay D_i may not be measured accurately. Next, we will re-design the controller. Inspired by the certainty equivalence principle, according to (13)-(14), let

$$\tilde{u}^i(x, t) = U_i(t + (x - 1)\hat{D}_i),\tag{16}$$

$$\hat{u}^i(x, t) = \check{u}^i(x, t) - R_i(e^{\hat{S}_i \hat{D}_i x} \hat{v}_i, \hat{S}_i), \quad (17)$$

$$\begin{aligned} \hat{u}^i(1, t) &\triangleq K_i \hat{\chi}^i(0, t) \\ &+ K_i \hat{D}_i \int_0^1 (\bar{f}_i(\hat{\chi}^i(y, t), e^{S \hat{D}_i y} v) + \bar{u}^i(y, t)) dy, \end{aligned} \quad (18)$$

where

$$\begin{aligned} &\hat{\chi}^i(x, t) \\ &= \hat{X}_i(t) + \hat{D}_i \int_0^x (\bar{f}_i(\hat{\chi}^i(y, t), e^{\hat{S}_i \hat{D}_i y} \hat{S}_i \hat{v}_i) + \hat{u}^i(y, t)) dy. \end{aligned} \quad (19)$$

The output of the controller $U_i(t)$ is designed as

$$\begin{aligned} U_i(t) &= \check{u}^i(1, t) \\ &= K_i \hat{\chi}^i(0, t) \\ &+ K_i \hat{D}_i \int_0^1 (\bar{f}_i(\hat{\chi}^i(y, t), e^{\hat{S}_i \hat{D}_i y} \hat{S}_i \hat{v}_i) + \hat{u}^i(y, t)) dy \\ &+ R_i(e^{\hat{S}_i \hat{D}_i} \hat{v}_i, \hat{S}_i), \end{aligned} \quad (20)$$

where we use \hat{D}_i to denote the estimation of the real value D_i , which indicates that there may exist a delay mismatch. \hat{D}_i can be obtained by engineering experience. Let $\tilde{D}_i = D_i - \hat{D}_i$ denote the delay mismatch. \hat{S}_i, \hat{v}_i are obtained from the periodic event-triggered distributed observer in Section III. $\hat{X}_i = X_i - F_i \hat{v}_i$ is an estimation of \bar{X}_i in (10).

According to the above analysis, we have

Theorem 2. *Given the MASs with leader (1)-(2) and nonlinear followers (3)-(5). There exists a control law (20) with a distributed observer (6)-(7) such that Problem 1 is solvable. Specifically, there exists a sufficiently small positive constant D^* such that for $\forall |\hat{D}_i - D_i| \leq D^* (i = 1, 2, \dots, N)$, the error $|e_i(t)| \in \mathbb{E}(\tilde{D}_i)$.*

Proof. We put the proof in Section IV-B. □

Remark 4. *The above result indicates the output regulation error will converge to a set around the origin. The neighborhood is determined by the delay mismatch \tilde{D}_i . In fact, a better estimation of the input delay D_i can result in more accurate control performance. If there exists no delay mismatch, then the output regulation will converge to the origin exponentially.*

B. Proof of Theorem 2

Given the following coordinate transformation

$$\hat{w}^i(x, t) \triangleq \hat{u}^i(x, t) - K_i \hat{\chi}^i(x, t), \quad (21)$$

we have:

Proposition 2. *Under the coordinate transformation (21), the system (3)-(5) is mapped into the following target system:*
 \bar{X} -dynamics:

$$\dot{\bar{X}}_i = \bar{f}_i(\bar{X}_i, v) + K_i \bar{X}_i + \tilde{u}^i(0, t) + \hat{w}^i(0, t) + \zeta_{i0}(t). \quad (22)$$

u -dynamics:

$$D_i \tilde{u}_t^i(x, t) = \tilde{u}_x^i(x, t) - \frac{\tilde{D}_i}{\hat{D}_i} \hat{u}_x^i(x, t) + \zeta_{i1}(x, t), \quad (23)$$

$$\tilde{u}^i(1, t) = R_i(e^{\hat{S}_i \hat{D}_i} \hat{v}_i, \hat{S}_i) - R_i(e^{S \hat{D}_i} v, S). \quad (24)$$

w -dynamics:

$$\hat{D}_i \hat{w}_t^i(x, t) = \hat{w}_x^i(x, t) + \hat{D}_i \tilde{u}^i(0, t) \Theta^i(x, t) + \zeta_{i2}(x, t), \quad (25)$$

$$\hat{w}^i(1, t) = 0. \quad (26)$$

w_x -dynamics:

$$\hat{D}_i \hat{w}_{xt}^i(x, t) = \hat{w}_{xx}^i(x, t) + \hat{D}_i \tilde{u}^i(0, t) \Theta_x^i(x, t) + \zeta_{i3}(x, t), \quad (27)$$

$$\hat{w}_x^i(1, t) = -\hat{D}_i \tilde{u}^i(0, t) \Theta^i(1, t) - \zeta_{i2}(1, t), \quad (28)$$

where $i = 1, 2, \dots, N$, $\tilde{u}^i(x, t) = \bar{u}^i(x, t) - \hat{u}^i(x, t)$, $\zeta_{i0}(t), \zeta_{ij}(x, t) (j = 1, 2, 3) \in \mathbb{E}(0)$ for $\forall x \in [0, 1]$, and

$$\Theta^i(x, t) = e^{\int_0^x \hat{D}_i \frac{\partial \bar{f}_i}{\partial \bar{x}^i}(y, t) dy}.$$

Proof. See Appendix B. \square

Remark 5. Because we cannot obtain an explicit solution to the nonlinear system (3), the proposed mapped target system is more complicated than the linear system [23], [24]. Moreover, since only part of the followers can access the leader, the target system contains some disturbance-like terms $\zeta_{i0}(t), \zeta_{ij}(x, t) (j = 1, 2, 3)$.

Next, let us consider the following Lyapunov function

$$V_i = \sum_{j=1}^4 \lambda_j V_{ij}, \quad (29)$$

where $\lambda_1 = 1$, $\lambda_j (j = 2, 3, 4)$ are positive parameters. $V_{i1} = \bar{X}_i^2/2$, $V_{i2} = \frac{D_i}{2} \int_0^1 (1+x) \tilde{u}^i(x, t)^2 dx$, $V_{i3} = \frac{\hat{D}_i}{2} \int_0^1 (1+x) \hat{w}^i(x, t)^2 dx$, $V_{i4} = \frac{\hat{D}_i}{2} \int_0^1 (1+x) \hat{w}_x^i(x, t)^2 dx$.

Then, we have:

Proposition 3. There exists a positive constant D^* and small enough $\lambda_j (j = 2, 3, 4)$ such that for $\forall |\tilde{D}_i| \leq D^*$,

$$\dot{V}_i \leq -aV_i + \varepsilon_i(t), \quad (30)$$

where $i = 1, 2, \dots, N$, $a > 0$ is a constant, $\varepsilon_i(t) \in \mathbb{E}(\tilde{D}_i)$.

Proof. See Appendix C. \square

By solving the above inequality (30) for V_i , we can complete the proof of Theorem 2.

V. PERIODIC EVENT-TRIGGERED CONTROL LAW

We give an extension to the main results. In order to further reduce the data transmission, a PETM is also utilized in the sensor-to-controller channel (the switch is on node 2 in Fig. 1).

A. Controller design

For simplicity, it is assumed that there is no delay mismatch, i.e., $D_i = \hat{D}_i$. In this case, the control law is also given by (10) except that \hat{X}_i is determined by the following new periodic event-triggered filter.

$$\dot{\hat{X}}_i = \bar{f}_i(\hat{X}_i, \hat{v}_i) + \hat{u}^i(0, t) - L_i(\phi_i(\bar{\tau}_q^i) - \hat{X}_i(\tau_p^i)), \quad (31)$$

$$\phi_i(t) = Y_i(t) - F_i \bar{v}_i(t, \bar{t}_l^{ii}), \quad t \in [\tau_p^i, \tau_{p+1}^i), \quad (32)$$

where L_i is a design parameter. $0 = \tau_0^i < \tau_1^i < \dots < \tau_p^i < \dots$ represent the sampling time instants with the sampling period $\mathcal{T}_i = \tau_{p+1}^i - \tau_p^i$. $0 = \bar{\tau}_0^i < \bar{\tau}_1^i < \dots < \bar{\tau}_q^i < \dots$ are the periodic event-triggered instants. On $\bar{\tau}_q^i$, the sensor will send $\phi_i(\bar{\tau}_q^i)$ to the controller. $\bar{\tau}_{q+1}^i$ is given by:

$$\bar{\tau}_{q+1}^i = \inf\{\tau > \bar{\tau}_q^i | \tau \in \Xi_{\mathcal{T}}^i, h_\phi^i(\tau, \bar{\tau}_q^i) > 0\}, \quad (33)$$

where $\Xi_{\mathcal{T}}^i = \{\tau_0^i, \tau_1^i, \dots, \tau_p^i, \dots\}$,

$$h_\phi^i(\tau, \bar{\tau}_q^i) = \|\phi_i(\tau) - \phi_i(\bar{\tau}_q^i)\| - \delta_\phi e^{-\gamma_\phi \tau} \quad (34)$$

with positive constants δ_ϕ, γ_ϕ . Since the followers only need to measure their own outputs $Y_i(t)$ continuously, the value $\bar{v}_i(t, \bar{t}_l^{ii})$ is determined by the discrete measurements $\hat{S}_i(\bar{t}_l^{ii}), \hat{v}_i(\bar{t}_l^{ii})$ in the distributed observer (8).

Then, we have:

Theorem 3. Given the MASs with leader (1)-(2) and nonlinear followers (3)-(5). There exists a control law (20) with a distributed observer (6)-(7) and a filter (31)-(32) such that Problem 1 is solvable and the output regulation error $|e_i(t)| \in \mathbb{E}(0)$.

Proof. See Section V-B. \square

Remark 6. It is noted that due to the periodic event-triggered feedback data are transmitted in a discrete manner, $\phi_i(\bar{\tau}_q^i), \hat{X}_i(\tau_p^i)$ cannot be directly used in the controller design. Hence, we propose a periodic event-triggered filter to obtain an estimation of the state \bar{X}_i .

B. Proof of Theorem 3

Similar to Proposition 2, we have:

Proposition 4. Under the transformation (21), the system (3)-(5) with the periodic event-triggered filter (31)-(32) is mapped into the following target system:

\tilde{X} -dynamics and \hat{X} -dynamics:

$$\begin{aligned}\dot{\tilde{X}}_i &= \bar{f}_i(\bar{X}_i, v) - \bar{f}_i(\hat{X}_i, \hat{v}_i) + L_i \tilde{X}_i \\ &\quad + L_i \tilde{X}_i(\tau_p^i) - L_i \tilde{X}_i + \xi_{i0}(t),\end{aligned}\quad (35)$$

$$\begin{aligned}\dot{\hat{X}}_i &= \bar{f}_i(\hat{X}_i, \hat{v}_i) + K_i \hat{X}_i + \hat{w}^i(0, t) \\ &\quad + K_i \hat{X}_i(\tau_p^i) - K_i \hat{X}_i \\ &\quad - L_i \tilde{X}_i(\tau_p^i) + \xi_{i0}(t).\end{aligned}\quad (36)$$

w -dynamics:

$$\begin{aligned}\hat{D}_i \hat{w}_t^i(x, t) &= \hat{w}_x^i(x, t) \\ &\quad + K_i \hat{D}_i \Theta^i(x, t) (K_i \hat{X}(\tau_p^i) - K_i \hat{X}) \\ &\quad + K_i \hat{D}_i \Theta^i(x, t) L_i \tilde{X}_i(\tau_p^i) + \xi_{i1}(x, t),\end{aligned}\quad (37)$$

$$\hat{w}^i(1, t) = 0, \quad (38)$$

where $\xi_{i0}(t), \xi_{i1}(x, t) \in \mathbb{E}(0)$ for $\forall x \in [0, 1]$.

Proof. See Appendix D. □

Remark 7. Different from [23], [24], the proposed target system contains some sampled data information $\hat{X}(\tau_p^i), \tilde{X}_i(\tau_p^i)$. These are used to handle the periodic event-triggered transmission data in the sensor-to-controller channel.

Next, let us consider the following Lyapunov-Krasovskii function

$$\mathcal{V}_i = \sum_{j=1}^5 \lambda_j \mathcal{V}_{ij}, \quad (39)$$

where $\lambda_1 = 1$, $\lambda_j (j = 2, \dots, 5)$ are positive parameters. $\mathcal{V}_{i1} = \tilde{X}_i^2/2$, $\mathcal{V}_{i2} = \hat{X}_i^2/2$, $\mathcal{V}_{i3} = \frac{\hat{D}_i}{2} \int_0^1 (1+x) \hat{w}^i(x, t)^2 dx$, $\mathcal{V}_{i4} = \int_{t-\mathcal{T}_i}^t \int_s^t \|\tilde{X}_i(\theta)\|^2 d\theta ds$, $\mathcal{V}_{i5} = \int_{t-\mathcal{T}_i}^t \int_s^t \|\hat{X}_i(\theta)\|^2 d\theta ds$.

Then, we have the following result.

Proposition 5. There exists a positive constant \mathcal{T}^* and small enough $\lambda_j (j = 2, \dots, 5)$ such that for $\forall 0 < \mathcal{T}_i \leq \mathcal{T}^*$

$$\dot{\mathcal{V}}_i \leq -\bar{a} \mathcal{V}_i + \bar{\varepsilon}_i(t), \quad (40)$$

where $i = 1, 2, \dots, N$, $\bar{a} > 0$ is a constant, $\bar{\varepsilon}_i(t) \in \mathbb{E}(0)$.

Proof. See Appendix E. □

By solving the above inequality (40) for \mathcal{V}_i , we can complete the proof of Theorem 3.

Remark 8. The proposed results have several promising advantages compared with the existing works [17], [20], [23], [24]: 1) The proposed control scheme uses the PET (periodic event-triggered) feedback data through the network communication. This feature can automatically guarantee a Zeno-free behavior and avoid the continuous monitoring of triggered conditions. Moreover, in most real engineering situations, data transmission is often conducted periodically through the network. Therefore, PET mechanism is more suitable for real practical network control systems compared with continuous-time event triggered condition; 2) Our method deals with the COR (cooperative output regulation) problem for nonlinear MASs. This is more general than the traditional consensus problem for linear MASs [23], [24]. The proposed method aims to regulate the output of each follower in MASs to a given reference signal/leader while simultaneously rejecting the external disturbance; 3) Predictor feedback techniques are used to compensate for the input delay. This indicates that our method can handle long input delay in contrast with those passive methods [17], [20].

The drawback of the proposed method may lie on that it needs extra computation for the predictor feedback terms in (21) compared with those passive methods [17], [20]. However, this issue will be alleviated as the development of high performance computers and chips.

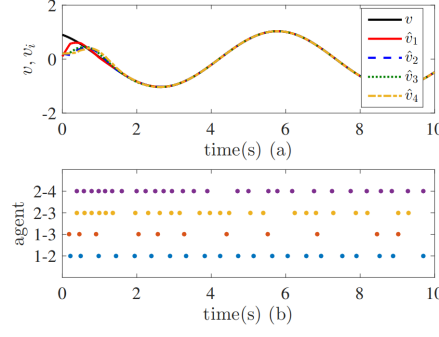


Figure 3. Performance of the proposed periodic event-triggered distributed observer. (a) Variations of the leader state v and the estimation \hat{v}_i ($i = 1, 2, 3, 4$); (b) periodic event-triggered instants for every agent pair.

Remark 9. We will present some guidelines to select the control parameters. For the observer in Section III, the observer gains κ_1, κ_2 and the sampling period T^{ij} should be small enough. They should satisfy $\kappa T \leq M$ in Theorem 1. For the PET mechanism, large δ_S, δ_v and small γ_S, γ_v can reduce the transmission times, while small δ_S, δ_v and large γ_S, γ_v will increase the communication burden. According to the above analysis, we can first select small $\kappa_1, \kappa_2, T^{ij}, \delta_S, \delta_v$ and large γ_S, γ_v to guarantee the convergence of the observer. In this case, the behavior of the observer is like a continuous-time observer. Next, one can increase $T^{ij}, \delta_S, \delta_v$, and decrease $\gamma_S, \gamma_v, \kappa_1, \kappa_2$ to reduce the communication burden.

For the controller in Section IV, the control gain should satisfy $\ell + K_i < 0$. For the PET controller in Section V, the sampling period \mathcal{T}_i should be small enough and the control gain $|K_i|$ should be large enough. The selection of parameters \mathcal{T}_i, K_i is similar to the observer in Section III. For the PET mechanism, large δ_ϕ and small γ_ϕ can reduce the transmission times, while small δ_ϕ and large γ_ϕ will increase the communication burden.

VI. SIMULATIONS

Consider nonlinear MASs (1)-(5) with 1 leader and 4 followers. The communication graph is shown in Fig. 2. For the leader, set $S = \text{col}([0 \ 1], [-1 \ 0])$. Let $\dot{X}_i = f_i(X_i) + U_i(t - D_i)$ where $f_i(X_i) = X_i + 0.1\sin(X_i)$, $D_i = 0.15s$ ($i = 1, 2, 3, 4$).

The distributed observer (6)-(7) and the controller (20) are utilized. The parameters are set as: $\kappa_1 = \kappa_2 = 3$, $K_i = -5$ ($i = 1, 2, 3, 4$). The sampling periods are set as $T^{01} = 0.01s, T^{11} = 0.01s, T^{12} = 0.02s$; $T^{22} = 0.01s, T^{24} = 0.02s$; $T^{33} = 0.02s, T^{34} = 0.01s$. Fig. 3(a) shows the performance of the periodic event-triggered adaptive distributed observer. We can see that the estimation values \hat{v}_i of the 4 followers quickly track the true value v . Fig. 3(b) shows the periodic event-triggered time instants between every two agents. We can see that there are a few data transmission times. It is less than one tenth of the transmission times with 10ms sampling period. This implies that the proposed periodic event-triggered condition can reduce the transmission times considerably. Moreover, the event-triggered time instants and sampling periods for each agent pair are not the same. This indicates that the data are transmitted in a fully asynchronous way.

Fig. 4(a) demonstrates the control performance of the proposed control scheme when the estimated delay is selected as $\hat{D}_i = D_i = 0.15s$. We can see that the outputs of the followers quickly track the output of the leader. This demonstrates that e_i ($i = 1, 2, 3, 4$) all converge to zero. If we take $\hat{D}_i = 0.2s \neq D_i = 0.15s$ implying that a delay mismatch exists, the tracking performance of the MASs is illustrated in Fig. 4(b). We can see that e_i ($i = 1, 2, 3, 4$) converge to a small set. Hence, the practical COR is achieved. Next, let the input delays for each agent be $D_1 = 0.01s, D_2 = 0.03s, D_3 = 0.15s, D_4 = 0.30s$ respectively. Fig. 5 shows the control performance when all the agents have different input delays. We can see that the actual outputs of the agents can track the leader very well. This indicates that the proposed results are effective.

When PETM-B is invoked, the periodic event-triggered filter (31)-(32) is adopted with $L_i = -5$ ($i = 1, 2, 3, 4$). The controller is also in the form of (20). The performance is demonstrated in Fig. 6(a). We can see that the output regulation errors also converge to zero exponentially. Fig. 6(b) illustrates the event-triggered time instants between the sensor and the controller. We can see that the communication resource has been saved.

Finally, we revise the models of the followers into:

$$\dot{X}_i = f_i(X_i) + \Delta d_i + U_i(t - D_i),$$

where $f_i(X_i) = 0.1\sin(X_i)X_i + \cos^2(X_i)\ln(1 + X_i^2)$, $\Delta d_i = 0.1\sin(t) + 0.1\cos(t)$ is an unknown external disturbance. The control performance is shown in Fig. 7. It can be seen that the output regulation errors of the four followers can all converge to the neighborhood of the origin asymptotically. This indicates that the proposed method can handle more complex nonlinear systems, and is robust to external disturbance.

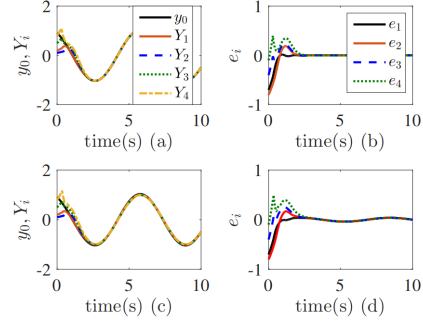


Figure 4. Control performance of the proposed controller when the switch is on node 1 in Fig. 1. (a)-(b) Outputs and regulation error of the MASs when there is no delay mismatch; (c)-(d) Outputs and regulation error of the MASs when delay mismatch exists.

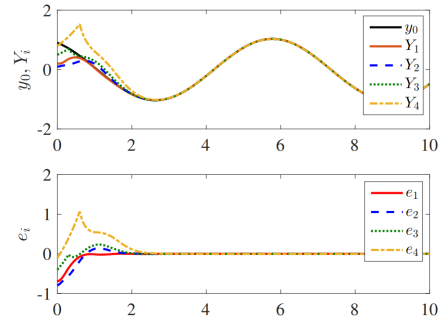


Figure 5. Control performance of the proposed controller with different input delays.

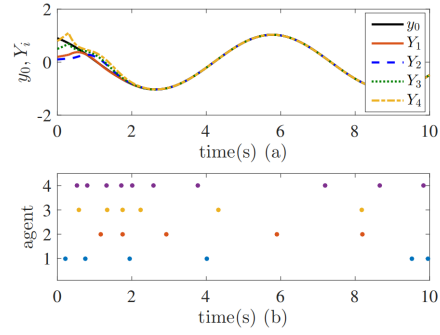


Figure 6. Control performance of the proposed controller when the switch is on node 2 in Fig. 1. (a) Outputs of the MASs; (b) periodic event-triggered time instants between the sensor and the controller.

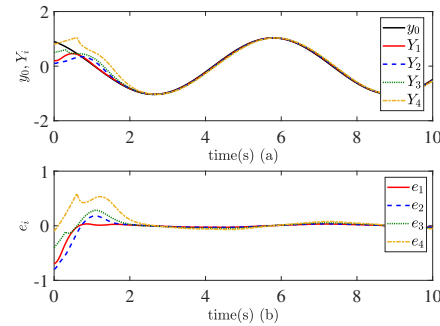


Figure 7. Control performance of the proposed controller for complex nonlinear system with external disturbance.

VII. CONCLUSIONS

In this paper, we consider the periodic event-triggered COR problem for nonlinear MASs with long input delay. Based on fully asynchronous sampled data, a new predictor feedback controller is proposed to handle the long input delay in the nonlinear MASs. According to the simulation results, the transmission times of the proposed method is less than 10% of the sampled data control with 10ms sampling period. Meanwhile, the sampling periods, input delays, and nonlinear models of each agent can be different from each other. In addition, the input delay can be arbitrary long in theory.

VIII. APPENDIX

A. Proof of Theorem 1

Proof. We will show for $\forall i = 1, 2, \dots, N$, $\|\tilde{v}_i\| \in \mathbb{E}(0)$ if $\|\tilde{S}_i\| \in \mathbb{E}(0)$. The convergence of \tilde{S}_i can be proved similarly. Let

$$z_i(t) = e^{-St} \hat{v}_i(t) (i = 0, 1, \dots, n), \quad (41)$$

where $z_0(t) = e^{-St} \hat{v}_0(t) = e^{-St} v(t) = v(0)$. Then, (7) is written as:

$$\begin{aligned} \dot{z}_i = & -e^{-St} S \hat{v}_i(t) + e^{-St} \hat{S}_i \hat{v}_i(t) \\ & + e^{-St} \kappa_2 \sum_{j=0}^N a_{ij} (\bar{v}_j(t, \bar{t}_l^{ij}) - \bar{v}_i(t, \bar{t}_l^{ii})). \end{aligned} \quad (42)$$

Next, we define a sampling time sequence $\{t_0, t_1, \dots, t_k, \dots\}$ by collecting all the asynchronous sampling time instance $\{t_k^{ij}\}$. Based on Lemma 1-4), using the periodic event-triggered condition (9) and the fact that $\tilde{S}_i \triangleq \hat{S}_i - S$ converges to zero exponentially, (42) can be put in the following form

$$\begin{aligned} \dot{\tilde{z}} = & - \sum_{i=1}^N \kappa_2 A_{i1} \tilde{z}_i(t_k) + \sum_{i=1}^N \kappa_2 A_{i2} \tilde{z}_i(t_k) \\ & + A_3 \tilde{z} + \kappa_2 A_4 + A_5, \end{aligned} \quad (43)$$

where $\tilde{z} = \text{col}(z_0, z_0, \dots, z_0)$, $z = \text{col}(z_1, z_2, \dots, z_N)$, $\tilde{z} = \text{col}(\tilde{z}_1, \tilde{z}_2, \dots, \tilde{z}_N)$ with $\tilde{z}_i = z_i - z_0$, $\tilde{z}_i(t_k) = \text{col}(\tilde{z}_1(t_k^{i1}), \tilde{z}_2(t_k^{i2}), \dots, \tilde{z}_N(t_k^{iN}))$, $A_{i1} = \mathcal{H}_i \otimes I$. By a tedious but straightforward calculation, we can show that every element in matrices A_{i2}, A_3, A_4, A_5 is related with the estimation error \tilde{S}_i and the PETM (9). Therefore, $\|A_{i2}\|, \|A_3\|, \|A_4\|, \|A_5\| \in \mathbb{E}(0) (i = 1, 2, \dots, N)$. \mathcal{H}_i is constructed according to \mathcal{H} . It has the same dimension as \mathcal{H} . Meanwhile, its i th row is the same as \mathcal{H} and other elements are set to zero.

Let $d_{ij}(t) = t - t_k^{ij} (i, j = 1, 2, \dots, N)$ in (43), then (43) can be transformed into the following system with multiple time delays.

$$\begin{aligned} \dot{\tilde{z}} = & - \sum_{i=1}^N \kappa_2 A_{i1} \tilde{z}_{id} + \sum_{i=1}^N \kappa_2 A_{i2} \tilde{z}_{id} \\ & + A_3 \tilde{z} + \kappa_2 A_4 + A_5, \end{aligned} \quad (44)$$

where $\tilde{z}_{id} = (\tilde{z}_1(t - d_{i1}(t)), \tilde{z}_2(t - d_{i2}(t)), \dots, \tilde{z}_N(t - d_{iN}(t)))^T$. (44) can be written as:

$$\begin{aligned} \dot{\tilde{z}} = & -\kappa_2 A_1 \tilde{z} + \kappa_2 A_2 \tilde{z} \\ & + \sum_{i=1}^N \kappa_2 A_{i1} \eta_i - \sum_{i=1}^N \kappa_2 A_{i2} \eta_i \\ & + A_3 \tilde{z} + \kappa_2 A_4 + A_5, \end{aligned} \quad (45)$$

where $A_1 = \sum_{i=1}^N A_{i1} = \mathcal{H} \otimes I$, $A_2 = \sum_{i=1}^N A_{i2}$, $\eta_i(t) = \text{col}(\eta_{i1}(t), \eta_{i2}(t), \dots, \eta_{iN}(t))$ with $\eta_{ij}(t) = \int_{t-d_{ij}(t)}^t \dot{\tilde{z}}_j(s) ds$.

Consider the following Lyapunov-Krasovskii function

$$V = \frac{1}{2} \tilde{z}^T Q \tilde{z} + \int_{t-T}^t \int_s^t \|\dot{\tilde{z}}(\theta)\|^2 d\theta ds, \quad (46)$$

where Q is a positive definite matrix satisfying $QA_1 + A_1^T Q = 2I$. Q exists due to the graph of the MASs contains a directed spanning tree. Note that (46) is an integration of the value \tilde{z} . Though $\dot{\tilde{z}}$ exhibits jumps at corresponding event-triggered times, the Lyapunov function in (46) is continuous.

Using (45), \dot{V} is computed as:

$$\begin{aligned}\dot{V} \leq & \tilde{z}^T Q (-\kappa_2 A_1 \tilde{z} + \kappa_2 A_2 \tilde{z}) \\ & + \tilde{z}^T Q \left(\sum_{i=1}^N \kappa_2 A_{i1} \eta_i - \sum_{i=1}^N \kappa_2 A_{i2} \eta_i \right) \\ & + \tilde{z}^T Q (A_3 \tilde{z} + \kappa_2 A_4 + A_5) \\ & - \int_{t-T}^t \|\dot{\tilde{z}}(s)\|^2 ds + T \|\dot{\tilde{z}}(t)\|^2.\end{aligned}$$

It follows that

$$\begin{aligned}\dot{V} \leq & -\kappa_2 \|\tilde{z}\|^2 + \tilde{z}^T (\kappa_2 Q A_2 + Q A_3) \tilde{z} \\ & + \tilde{z}^T Q \left(\sum_{i=1}^N \kappa_2 A_{i1} \eta_i - \sum_{i=1}^N \kappa_2 A_{i2} \eta_i \right) \\ & + \tilde{z}^T Q (\kappa_2 A_4 + A_5) \\ & - \int_{t-T}^t \|\dot{\tilde{z}}(s)\|^2 ds + T \|\dot{\tilde{z}}(t)\|^2.\end{aligned}$$

Noting that $\|A_{i2}\|, \|A_3\|, \|A_4\|, \|A_5\| \in \mathbb{E}(0) (i = 1, 2, \dots, N)$ and using Lemma 1-1) and 2), we have

$$\begin{aligned}\dot{V} \leq & -\kappa_2 \|\tilde{z}\|^2 + \kappa_2 c_1 e^{-\gamma t} \|\tilde{z}\|^2 \\ & + \frac{\kappa_2}{4} \|\tilde{z}\|^2 + \kappa_2 N \sum_{i=1}^N \|Q A_{i1}\|^2 \cdot \|\eta_i\|^2 \\ & + \frac{\kappa_2}{4} \|\tilde{z}\|^2 + \kappa_2 c_1 e^{-\gamma t} \sum_{i=1}^N \|\eta_i\|^2 \\ & + \frac{\kappa_2}{4} \|\tilde{z}\|^2 + \kappa_2 c_1 e^{-\gamma t} \\ & + T \|\dot{\tilde{z}}(t)\|^2 - \int_{t-T}^t \|\dot{\tilde{z}}(s)\|^2 ds,\end{aligned}\tag{47}$$

where c_1, γ are positive constants. Meanwhile, using (45) for $\|\dot{\tilde{z}}(t)\|^2$ and Lemma 1-2)

$$\begin{aligned}\|\dot{\tilde{z}}(t)\|^2 \leq & (2N + 5) (\kappa_2^2 \|A_1\|^2 \|\tilde{z}\|^2 + c_2 \kappa_2^2 e^{-\gamma t} \|\tilde{z}\|^2) \\ & + (2N + 5) \sum_{i=1}^N \kappa_2^2 \|A_{i1}\|^2 \|\eta_i\|^2 \\ & + (2N + 5) \sum_{i=1}^N c_2 \kappa_2^2 e^{-\gamma t} \|\eta_i\|^2 \\ & + (2N + 5) c_2 \kappa_2^2 e^{-\gamma t},\end{aligned}\tag{48}$$

where c_2 is a positive constant. For η_i , by Cauchy-Schwarz inequality, we have

$$\eta_{ij}^2(t) = \left(\int_{t-d_{ij}(t)}^t \dot{z}_j(s) ds \right)^2 \leq T \int_{t-T}^t \|\dot{z}_j(s)\|^2 ds,$$

where $j = 1, 2, \dots, n$, then

$$\|\eta_i\|^2 \leq T \int_{t-T}^t \|\dot{\tilde{z}}(s)\|^2 ds.\tag{49}$$

Substituting (48) and (49) into (47), we get

$$\dot{V} \leq -(\Gamma_1 + \Gamma_2) + \epsilon,$$

where $\epsilon \in \mathbb{E}(0)$,

$$\begin{aligned}\Gamma_1 = & \left(\frac{\kappa_2}{8} - T(2N + 5) \kappa_2^2 \|A_1\|^2 \right) \|\tilde{z}\|^2 \\ & + \left(\frac{\kappa_2}{8} - \kappa_2 c_1 e^{-\gamma t} - T(2N + 5) c_2 \kappa_2^2 e^{-\gamma t} \right) \|\tilde{z}\|^2,\end{aligned}$$

$$\begin{aligned}
\Gamma_2 = & \left(\frac{1}{3} - T\kappa_2 N \sum_{i=1}^N \|QA_{i1}\|^2 \right) \int_{t-T}^t \|\dot{\tilde{z}}(s)\|^2 ds \\
& + \left(\frac{1}{3} - T^2(2N+5)\kappa_2^2 \sum_{i=1}^N \|A_{i1}\|^2 \right) \int_{t-T}^t \|\dot{\tilde{z}}(s)\|^2 ds \\
& + \left(\frac{1}{3} - NT\kappa_2 c_1 e^{-\gamma t} - T^2(2N+5)N\kappa_2 c_2 e^{-\gamma t} \right) \\
& \cdot \int_{t-T}^t \|\dot{\tilde{z}}(s)\|^2 ds, \\
\epsilon = & \kappa_2 c_1 e^{-\gamma t} + T(2N+5)c_2 \kappa_2^2 e^{-\gamma t}.
\end{aligned}$$

Note that for any finite T , there exists a finite time instant t_0 such that

$$\begin{aligned}
\frac{\kappa_2}{8} - \kappa_2 c_1 e^{-\gamma t_0} - T(2N+5)c_2 \kappa_2^2 e^{-\gamma t_0} &> 0, \\
\frac{1}{3} - NT\kappa_2 c_1 e^{-\gamma t} - T^2(2N+5)N\kappa_2 c_2 e^{-\gamma t} &> 0.
\end{aligned}$$

Therefore, if T satisfies

$$0 < T < M/\kappa_2, \quad (50)$$

where $M = \min\{M_1, M_2, M_3\}$ with

$$\begin{aligned}
M_1 &= \frac{1}{8(2N+5)\|A_1\|^2}, \\
M_2 &= \frac{1}{3N \sum_{i=1}^N \|QA_{i1}\|^2}, \\
M_3 &= \sqrt{\frac{1}{3(2N+5) \sum_{i=1}^N \|A_{i1}\|^2}}.
\end{aligned}$$

Then

$$\dot{V} \leq -c_3 V + \epsilon \quad (51)$$

for $\forall t \in [t_0, +\infty)$ where c_3 is a positive constant. Since (43) is a linear system, V does not exhibit finite-time escape on $[0, t_0)$. Therefore, $V(t_0)$ is bounded. Then by solving the above inequality, we can show $\|\tilde{v}_i\| = \|e^{-St} \tilde{v}_i\| \leq \|\tilde{z}\| \in \mathbb{E}(0)$. \square

B. Proof of Proposition 2

The proof is divided into three parts:

1) \bar{X} -dynamics:

From (12) and (22), we know

$$\begin{aligned}
\dot{\bar{X}}_i &= \bar{f}_i(\bar{X}_i, v) + \bar{u}^i(0, t) \\
&= \bar{f}_i(\bar{X}_i, v) + \hat{u}^i(0, t) + \tilde{u}^i(0, t) \\
&= \bar{f}_i(\bar{X}_i, v) + K_i \hat{\chi}^i(0, t) + \tilde{u}^i(0, t) + \hat{w}^i(0, t).
\end{aligned}$$

Due to $\hat{\chi}^i(0, t) = \hat{X}_i(t)$ by (20), it follows that

$$\dot{\bar{X}}_i = \bar{f}_i(\bar{X}_i, v) + K_i \bar{X}_i(t) + \tilde{u}^i(0, t) + \hat{w}^i(0, t) + \zeta_{i0}(t),$$

where $\zeta_{i0}(t) = K_i \hat{X}_i(t) - K_i \bar{X}_i(t) = K_i F_i v - K_i F_i \hat{v}_i$. By Theorem 1, we know $\zeta_{i0}(t) \in \mathbb{E}(0)$. (23) is proved.

2) u -dynamics:

Recall the definitions of $u^i(x, t)$, $\bar{u}^i(x, t)$, $\tilde{u}^i(x, t)$, $\hat{u}^i(x, t)$ in (14), (15), (17) and (18). Using the leader dynamics (1), we can obtain

$$D_i \bar{u}_t^i(x, t) = \bar{u}_x^i(x, t), \quad (52)$$

$$\hat{D}_i \tilde{u}_t^i(x, t) = \tilde{u}_x^i(x, t), \quad (53)$$

$$\hat{D}_i \hat{u}_t^i(x, t) = \hat{D}_i \tilde{u}_t^i(x, t) - \hat{D}_i \frac{d(R_i(e^{\hat{S}_i \hat{D}_i x} \hat{v}_i, \hat{S}_i))}{dt} \quad (54)$$

$$\hat{u}_x^i(x, t) = \tilde{u}_x^i(x, t) - \frac{d(R_i(e^{\hat{S}_i \hat{D}_i x} \hat{v}_i, \hat{S}_i))}{dx}. \quad (55)$$

(53)-(55) indicate that

$$\hat{D}_i \hat{u}_t^i(x, t) = \hat{u}_x^i(x, t) + \Delta_{i1}(x, t), \quad (56)$$

$$D_i \hat{u}_t^i(x, t) = \frac{D_i}{\hat{D}_i} \hat{u}_x^i(x, t) + \frac{D_i}{\hat{D}_i} \Delta_{i1}(x, t), \quad (57)$$

where

$$\Delta_{i1}(x, t) = \frac{d(R_i(e^{\hat{S}_i \hat{D}_i x} \hat{v}_i, \hat{S}_i))}{dx} - \hat{D}_i \frac{d(R_i(e^{\hat{S}_i \hat{D}_i x} \hat{v}_i, \hat{S}_i))}{dt}.$$

Due to $\tilde{u}^i(x, t) = \bar{u}^i(x, t) - \hat{u}^i(x, t)$, using (52) and (57) we have (24)-(25) where $\zeta_{i1}(x, t) = -\frac{D_i}{\hat{D}_i} \Delta_{i1}(x, t)$.

Next, we show $\zeta_{i1}(x, t) \in \mathbb{E}(0)$. We only need show $\Delta_{i1}(x, t) \in \mathbb{E}(0)$. Let $m_i(x, t) = e^{\hat{S}_i \hat{D}_i x} \hat{v}_i$, then

$$\begin{aligned} \frac{d(R_i(e^{\hat{S}_i \hat{D}_i x} \hat{v}_i, \hat{S}_i))}{dx} &= \frac{d(R_i(m_i, \hat{S}_i))}{dx} \\ &= \frac{\partial R_i(m_i, \hat{S}_i)}{\partial m_i} \hat{S}_i \hat{D}_i e^{\hat{S}_i \hat{D}_i x} \hat{v}_i, \end{aligned} \quad (58)$$

$$\begin{aligned} &\hat{D}_i \frac{d(R_i(e^{\hat{S}_i \hat{D}_i x} \hat{v}_i, \hat{S}_i))}{dt} \\ &= \hat{D}_i \frac{\partial R_i(m_i, \hat{S}_i)}{\partial m_i} \frac{dm_i}{dt} + \hat{D}_i \frac{\partial R_i(m_i, \hat{S}_i)}{\partial \hat{S}_i} \frac{d\hat{S}_i}{dt} \\ &= \hat{D}_i \frac{\partial R_i(m_i, \hat{S}_i)}{\partial m_i} e^{\hat{S}_i \hat{D}_i x} \hat{S}_i \hat{v}_i + \Delta_{i2}(x, t), \end{aligned} \quad (59)$$

where

$$\begin{aligned} &\Delta_{i2}(x, t) \\ &= \hat{D}_i \frac{\partial R_i(m_i, \hat{S}_i)}{\partial m_i} e^{\hat{S}_i \hat{D}_i x} (\kappa_2 \sum_{j=0}^N a_{ij} (\bar{v}_j(t, \bar{t}_l^{ij}) - \bar{v}_i(t, \bar{t}_l^{ii})) \\ &\quad + \hat{D}_i^2 \frac{\partial R_i(m_i, \hat{S}_i)}{\partial m_i} e^{\hat{S}_i \hat{D}_i x} \hat{S}_i (\kappa_1 \sum_{j=0}^N a_{ij} (\hat{S}_j(\bar{t}_l^{ij}) - \hat{S}_i(\bar{t}_l^{ii})) \hat{v}_i \\ &\quad + \hat{D}_i \frac{\partial R_i(m_i, \hat{S}_i)}{\partial \hat{S}_i} (\kappa_1 \sum_{j=0}^N a_{ij} (\hat{S}_j(\bar{t}_l^{ij}) - \hat{S}_i(\bar{t}_l^{ii}))). \end{aligned}$$

Then, subtracting (59) from (58), we have,

$$\Delta_{i1}(x, t) = -\Delta_{i2}(x, t).$$

From Theorem 1, we can conclude that $\Delta_{i2}(x, t) \in \mathbb{E}(0)$ for $\forall x \in [0, 1]$. Hence, $\Delta_{i1}(x, t), \zeta_{i1}(x, t) \in \mathbb{E}(0)$. (24)-(25) are proved.

3) *w-dynamics and w_x -dynamics:*

By the backstepping transformation (22), we have

$$\begin{aligned} \hat{D}_i \hat{w}_t^i(x, t) &= \hat{D}_i \hat{u}_t^i(x, t) - \hat{D}_i K_i \hat{\chi}_t^i(x, t), \\ \hat{w}_x^i(x, t) &= \hat{u}_x^i(x, t) - K_i \hat{\chi}_x^i(x, t). \end{aligned}$$

By (56), it follows that

$$\begin{aligned} &\hat{D}_i \hat{w}_t^i(x, t) - \hat{w}_x^i(x, t) \\ &= -K_i (\hat{D}_i \hat{\chi}_t^i(x, t) - \hat{\chi}_x^i(x, t)) + \Delta_{i1}(x, t). \end{aligned} \quad (60)$$

Next, some analysis will be conducted for $\hat{D}_i \hat{\chi}_t^i(x, t) - \hat{\chi}_x^i(x, t)$. According to (20), we have

$$\begin{aligned} & \hat{\chi}_t^i(x, t) \\ &= (\bar{f}_i(\bar{X}_i, v) + K_i \bar{X}_i + \tilde{u}^i(0, t) + \hat{w}^i(0, t) + \bar{\zeta}_{i0}(t)) \\ &+ \hat{D}_i \int_0^x \frac{\partial \bar{f}_i}{\partial \hat{\chi}^i}(y, t) \hat{\chi}_t^i(y, t) + \frac{\partial \bar{f}_i}{\partial \bar{m}^i}(y, t) m_t^i(y, t) \\ &+ \hat{D}_i \int_0^x \hat{u}_t^i(y, t) dy, \end{aligned}$$

where $\bar{m}^i(x, t) = e^{\hat{S}_i \hat{D}_i y} \hat{S}_i \hat{v}_i$, $\bar{\zeta}_{i0}(t) \in \mathbb{E}(0)$.

$$\begin{aligned} & \hat{\chi}_x^i(x, t) \\ &= \hat{D}_i (\bar{f}_i(\hat{\chi}^i(x, t), \bar{m}^i(x, t)) + \hat{u}^i(x, t)) \\ &= \hat{D}_i (\bar{f}_i(\hat{\chi}^i(0, t), \hat{v}_i(t)) + \hat{u}^i(0, t)) \\ &+ \hat{D}_i \int_0^x \frac{\partial \bar{f}_i}{\partial \hat{\chi}^i}(y, t) \hat{\chi}_y^i(y, t) + \frac{\partial \bar{f}_i}{\partial \bar{m}^i}(y, t) \bar{m}_y^i(y, t) dy \\ &+ \hat{D}_i \int_0^x \hat{u}_y^i(y, t) dy. \end{aligned}$$

Then, we have

$$\begin{aligned} & \hat{D}_i \hat{\chi}_t^i(x, t) - \hat{\chi}_x^i(x, t) \\ &= \hat{D}_i \int_0^x \frac{\partial \bar{f}_i}{\partial \hat{\chi}^i}(y, t) (\hat{D}_i \hat{\chi}_t^i(y, t) - \hat{\chi}_y^i(y, t)) dy \\ &+ \hat{D}_i \int_0^x \frac{\partial \bar{f}_i}{\partial \bar{m}^i}(y, t) (\hat{D}_i \bar{m}_t^i(y, t) - \bar{m}_y^i(y, t)) dy \\ &+ \hat{D}_i \int_0^x (\hat{D}_i \hat{u}_t^i(y, t) - \hat{u}_y^i(y, t)) dy \\ &- \hat{D}_i (\bar{f}_i(\hat{X}_i, \hat{v}_i) + \hat{u}^i(0, t)). \\ &+ \hat{D}_i (\bar{f}_i(\bar{X}_i, v) + K_i \bar{X}_i + \tilde{u}^i(0, t) + \hat{w}^i(0, t) + \bar{\zeta}_{i0}(t)). \end{aligned}$$

It follows that

$$\begin{aligned} & \hat{D}_i \hat{\chi}_t^i(x, t) - \hat{\chi}_x^i(x, t) \\ &= \hat{D}_i \int_0^x \frac{\partial \bar{f}_i}{\partial \hat{\chi}^i}(y, t) (\hat{D}_i \hat{\chi}_t^i(y, t) - \hat{\chi}_x^i(y, t)) dy \\ &+ \hat{D}_i \tilde{u}^i(0, t) + \Delta_{i3}(x, t), \end{aligned}$$

where $\Delta_{i3}(x, t) \in \mathbb{E}(0)$.

Let $\bar{\chi}^i(x, t) = \hat{D}_i \hat{\chi}_t^i(x, t) - \hat{\chi}_x^i(x, t)$. Then, we have

$$\begin{aligned} \bar{\chi}_x^i(x, t) &= \hat{D}_i \frac{\partial \bar{f}_i}{\partial \hat{\chi}^i}(x, t) \bar{\chi}^i(x, t) + \frac{\partial \Delta_{i3}(x, t)}{\partial x} \\ \bar{\chi}^i(0, t) &= \hat{D}_i \tilde{u}^i(0, t) + \Delta_{i3}(0, t). \end{aligned}$$

By solving the above equation with respect to the space x , we get

$$\bar{\chi}^i(x, t) = \hat{D}_i \tilde{u}^i(0, t) \Theta^i(x, t) + \Delta_{i4}(x, t),$$

where $\Delta_{i4}(x, t) \in \mathbb{E}(0)$,

$$\Theta^i(x, t) = e^{\int_0^x \hat{D}_i \frac{\partial \bar{f}_i}{\partial \hat{\chi}^i}(y, t) dy}$$

Using this for (60), we can prove (26)-(27).

w_x -dynamics can be obtained by differentiating w with respect to x .

C. Proof of Proposition 3

We will analyze each terms in the Lyapunov function (30).

For V_{i1} , using (23) and Young's inequality, we can obtain

$$\begin{aligned}\dot{V}_{i1} &\leq \bar{X}_i(\bar{f}_i(\bar{X}_i, v) + K_i\bar{X}_i + \tilde{u}^i(0, t) + \hat{w}^i(0, t) + \zeta_{i0}(t)) \\ &\leq (K_i + \ell + 1)\|\bar{X}_i\|^2 \\ &\quad + c_1\tilde{u}^i(0, t)^2 + c_1\hat{w}^i(0, t)^2 + c_1\varepsilon_{i1}^2,\end{aligned}\tag{61}$$

where c_1 is a positive constant, $\varepsilon_{i1}(t) \in \mathbb{E}(0)$.

For V_{i2} , using (24)-(25) and integration by parts, the derivative of V_{i2} is expressed as

$$\begin{aligned}\dot{V}_{i2} &= -2\tilde{D}_i \int_0^1 \tilde{u}^i(x, t) \frac{\hat{u}_x^i(x, t)}{\hat{D}_i} (1+x) dx \\ &\quad + 2 \int_0^1 \tilde{u}^i(x, t) \zeta_{i1}(x, t) (1+x) dx \\ &\quad + 2\tilde{u}^i(1, t)^2 - \tilde{u}^i(0, t)^2 - \int_0^1 \tilde{u}^i(x, t)^2 dx.\end{aligned}$$

Note that from (22) and (20),

$$\begin{aligned}\hat{u}_x^i(x, t) &= \hat{w}_x^i(x, t) + K_i\hat{\chi}_x^i(x, t), \\ \hat{\chi}_x^i(x, t) &= \hat{D}_i\bar{f}_i(\hat{\chi}^i(x, t), e^{\hat{S}_i\hat{D}_ix}\hat{S}_i\hat{v}_i) \\ &\quad + \hat{D}_i\hat{w}^i(x, t) + \hat{D}_i\tilde{u}^i(x, t) + \hat{D}_iK_i\hat{\chi}^i(x, t),\end{aligned}\tag{62}$$

$$\begin{aligned}\hat{\chi}^i(x, t) &= \hat{X}_i(t) + \hat{D}_i \int_0^x \bar{f}_i(\hat{\chi}^i(y, t), e^{\hat{S}_i\hat{D}_iy}\hat{S}_i\hat{v}_i) dy \\ &\quad + \hat{D}_i \int_0^x (\hat{w}^i(y, t) + \tilde{u}^i(y, t) + K_i\hat{\chi}^i(y, t)) dy.\end{aligned}\tag{63}$$

Then, noting that $|\bar{f}_i(\hat{\chi}^i(x, t), e^{\hat{S}_i\hat{D}_ix}\hat{S}_i\hat{v}_i)| \leq \ell|\hat{\chi}^i(x, t)|$ and based on the Gronwall inequality, (63) implies that

$$\begin{aligned}|\hat{\chi}^i(x, t)| &\leq \sigma_1\|\hat{X}_i\| + \sigma_1 \int_0^1 |\hat{w}^i(x, t)| dx \\ &\quad + \sigma_1 \int_0^1 |\tilde{u}^i(x, t)| dx,\end{aligned}$$

where σ_1 is a positive constant.

Similarly, by resorting to (62), we can show

$$\begin{aligned}|\hat{\chi}_x^i(x, t)| &\leq \sigma_2\|\hat{X}_i\| + \sigma_2 \int_0^1 |\tilde{u}^i(x, t)| dx \\ &\quad + \sigma_2 \int_0^1 |\hat{w}^i(x, t)| dx \\ &\quad + \sigma_2|\hat{w}^i(x, t)| + \sigma_2|\tilde{u}^i(x, t)|,\end{aligned}$$

where σ_2 is a positive constant.

Then, using Young and Cauchy-Schwarz inequalities, the derivative of V_{i2} can be computed as

$$\begin{aligned}\dot{V}_{i2} &\leq 2\tilde{u}^i(1, t)^2 - \frac{1}{2} \int_0^1 \tilde{u}^i(x, t)^2 dx - \tilde{u}^i(0, t)^2 \\ &\quad + c_2|\tilde{D}_i| \left(\|\bar{X}_i\|^2 + \int_0^1 \tilde{u}^i(x, t)^2 dx \right) \\ &\quad + c_2|\tilde{D}_i| \left(\int_0^1 \hat{w}^i(x, t)^2 dx + \int_0^1 \hat{w}_x^i(x, t)^2 dx \right) \\ &\quad + c_2\varepsilon_{i2}^2,\end{aligned}\tag{64}$$

where c_2 is a positive constant, $|\tilde{u}^i(1, t)| \in \mathbb{E}(\tilde{D}_i)$, $\varepsilon_{i2}(t) \in \mathbb{E}(0)$.

For V_{i3} , using (26)-(27) and integration by parts, the derivative of V_{i3} is written as

$$\begin{aligned}
\dot{V}_{i3} &= -\hat{w}^i(0, t)^2 - \int_0^1 \hat{w}^i(x, t)^2 dx \\
&\quad + 2 \int_0^1 \hat{w}^i(x, t) (\hat{D}_i \tilde{u}^i(0, t) \Theta^i(x, t)) (1+x) dx \\
&\quad + 2 \int_0^1 (1+x) \zeta_{i3}(x, t) dx \\
&\leq -\hat{w}^i(0, t)^2 - \frac{1}{2} \int_0^1 \hat{w}^i(x, t)^2 dx \\
&\quad + c_3 \tilde{u}^i(0, t)^2 + c_3 \varepsilon_{i3}^2,
\end{aligned} \tag{65}$$

where c_3 is a positive constant, $\varepsilon_{i3}(t) \in \mathbb{E}(0)$.

Similarly for V_{i4} , we can obtain

$$\begin{aligned}
\dot{V}_{i4} &= 2\hat{w}_x^i(1, t)^2 - \int_0^1 \hat{w}_x^i(x, t)^2 dx - \hat{w}_x^i(0, t)^2 \\
&\quad + 2 \int_0^1 \hat{w}_x^i(x, t) \hat{D}_i \tilde{u}^i(0, t) \Theta_x^i(x, t) (1+x) dx \\
&\quad + 2 \int_0^1 \hat{w}_x^i(x, t) \zeta_{i4}(x, t) (1+x) dx \\
&\leq -\hat{w}_x^i(0, t)^2 - \frac{1}{2} \int_0^1 \hat{w}_x^i(x, t)^2 dx \\
&\quad + c_4 \tilde{u}^i(0, t)^2 + c_4 \varepsilon_{i4}^2,
\end{aligned} \tag{66}$$

where c_4 is a positive constant, $\varepsilon_{i4}(t) \in \mathbb{E}(0)$.

According to (61)-(66), the derivative of V_i is given by:

$$\dot{V}_i \leq \sum_{j=1}^3 \Lambda_{ij} + \varepsilon_i,$$

where $\varepsilon_i(t) \in \mathbb{E}(\tilde{D}_i)$,

$$\begin{aligned}
\Lambda_{i1} &= -\left(K_i + \ell + 1 + \lambda_2 |\tilde{D}_i| c_2\right) \|\bar{X}_i\|^2, \\
\Lambda_{i2} &= -\left(\frac{\lambda_2}{2} - \lambda_2 |\tilde{D}_i| c_2\right) \int_0^1 \tilde{u}^i(x, t)^2 dx \\
&\quad - (\lambda_2 - c_1 \lambda_1 - c_3 \lambda_3 - c_4 \lambda_4) \tilde{u}^i(0, t)^2 \\
&\quad - (\lambda_3 - c_1 \lambda_1) \hat{w}^i(0, t)^2, \\
\Lambda_{i3} &= -\left(\frac{\lambda_3}{2} - \lambda_2 |\tilde{D}_i| c_2\right) \int_0^1 \hat{w}^i(x, t)^2 dx \\
&\quad - \left(\frac{\lambda_4}{2} - \lambda_2 |\tilde{D}_i| c_2\right) \int_0^1 \hat{w}_x^i(x, t)^2 dx.
\end{aligned}$$

We can complete the proof.

D. Proof of Proposition 4

Subtracting (32) from (12), we obtain

$$\dot{\hat{X}}_i = \bar{f}_i(\bar{X}_i, v) - \bar{f}_i(\hat{X}_i, \hat{v}_i) + L_i(\phi_i(\bar{\tau}_q^i) - \hat{X}_i(\tau_p^i)). \tag{67}$$

It is noted that for the term $\phi_i(\bar{\tau}_q^i) - C_i \hat{X}_i(\tau_p^i)$, using (26) we get

$$\begin{aligned}
&\phi_i(\bar{\tau}_q^i) - C_i \hat{X}_i(\tau_p^i) \\
&= \phi_i(\tau_p^i) - C_i \hat{X}_i(\tau_p^i) + \phi_i(\bar{\tau}_q^i) - \phi_i(\tau_p^i) \\
&= Y_i(\tau_p^i) - F_i v(\tau_p^i) - C_i \hat{X}_i(\tau_p^i) \\
&\quad - F_i \bar{v}_i(\tau_p^i, \bar{t}_l^i) + F_i v(\tau_p^i) + \phi_i(\bar{\tau}_q^i) - \phi_i(\tau_p^i).
\end{aligned}$$

It follows that

$$\phi_i(\bar{\tau}_q^i) - C_i \hat{X}_i(\tau_p^i) = C_i \tilde{X}_i(\tau_p^i) + \bar{\Delta}_{i1}(t), \quad (68)$$

where $\bar{\Delta}_{i1}(t) = -F_i \bar{v}_i(\tau_p^i, \bar{t}_l^i) + F_i v(\tau_p^i) + \phi_i(\bar{\tau}_q^i) - \phi_i(\tau_p^i)$. According to the periodic event-triggered condition and Theorem 1, we know $\bar{\Delta}_{i1}(t) \in \mathbb{E}(0)$.

Using (68) for (67), we can obtain (36). (37)-(39) can be proved similarly by resorting to the proof Proposition 2.

E. Proof of Proposition 5

For \mathcal{V}_{i1} , by Lemma 1-1) and (36), we have

$$\begin{aligned} \dot{\mathcal{V}}_{i1} &\leq (L_i + \ell + 1) \|\tilde{X}_i\|^2 \\ &\quad + c_1 \|\tilde{X}_i - \tilde{X}_i(\tau_p^i)\|^2 + c_1 \bar{\varepsilon}_{i0}^2, \end{aligned}$$

where c_1 is a positive constant, $\bar{\varepsilon}_{i0} \in \mathbb{E}(0)$.

For \mathcal{V}_{i2} , by (37), we have

$$\begin{aligned} \dot{\mathcal{V}}_{i2} &\leq (K_i + \ell + 1) \|\hat{X}_i\|^2 + c_2 \|\tilde{X}_i\|^2 + c_2 \dot{w}^i(0, t)^2 \\ &\quad + c_2 \|\tilde{X}_i - \tilde{X}_i(\tau_p^i)\|^2 + c_2 \|\hat{X}_i - \hat{X}_i(\tau_p^i)\|^2 \\ &\quad + c_2 \bar{\varepsilon}_{i0}^2, \end{aligned}$$

where c_2 is a positive constant, $\bar{\varepsilon}_{i0} \in \mathbb{E}(0)$.

For \mathcal{V}_{i3} , by integration by parts, we have

$$\begin{aligned} \dot{\mathcal{V}}_{i3} &\leq -\dot{w}^i(0, t)^2 - \frac{1}{2} \int_0^1 \dot{w}^i(x, t)^2 dx \\ &\quad + c_3 \|\tilde{X}_i\|^2 + c_3 \|\tilde{X}_i - \tilde{X}_i(\tau_p^i)\|^2 \\ &\quad + c_3 \|\hat{X}_i - \hat{X}_i(\tau_p^i)\|^2 \\ &\quad + c_3 \bar{\varepsilon}_{i3}^2, \end{aligned}$$

where c_3 is a positive constant, $\bar{\varepsilon}_{i3} \in \mathbb{E}(0)$.

For \mathcal{V}_{i4} , by (36) we have

$$\begin{aligned} \dot{\mathcal{V}}_{i4} &\leq c_4 \mathcal{T}_i \|\tilde{X}_i\|^2 \\ &\quad + c_4 \mathcal{T}_i (\|\tilde{X}_i - \tilde{X}_i(\tau_p^i)\|^2 + \bar{\varepsilon}_{i0}^2) \\ &\quad - \int_{t-\mathcal{T}_i}^t \|\dot{\tilde{X}}_i(s)\|^2 ds, \end{aligned}$$

where c_4 is a positive constant.

For \mathcal{V}_{i5} , by (37) we have

$$\begin{aligned} \dot{\mathcal{V}}_{i5} &\leq c_5 \mathcal{T}_i (\|\tilde{X}_i\|^2 + \|\hat{X}_i\|^2 + \dot{w}^i(0, t)^2) \\ &\quad + c_5 \mathcal{T}_i (\|\tilde{X}_i - \tilde{X}_i(\tau_p^i)\|^2 + \|\hat{X}_i - \hat{X}_i(\tau_p^i)\|^2) \\ &\quad + c_5 \mathcal{T}_i \bar{\varepsilon}_{i0}^2 - \int_{t-\mathcal{T}_i}^t \|\dot{\hat{X}}_i(s)\|^2 ds, \end{aligned}$$

where c_5 is a positive constant.

Summarizing the above inequalities, the derivative of V_i is given by:

$$\dot{\mathcal{V}}_i \leq \sum_{j=1}^3 \bar{\Lambda}_{ij} + \bar{\varepsilon}_i,$$

where $\bar{\varepsilon}_i \in \mathbb{E}(0)$,

$$\begin{aligned} \bar{\Lambda}_{i1} &= (L_i + \ell + 1 + \lambda_2 c_2 + \lambda_3 c_3 \\ &\quad + \mathcal{T}_i \lambda_4 c_4 + \mathcal{T}_i \lambda_5 c_5) \|\tilde{X}_i\|^2 \\ &\quad + (K_i + \ell + 1 + \mathcal{T}_i \lambda_5 c_5) \|\hat{X}_i\|^2, \end{aligned}$$

$$\bar{\Lambda}_{i2} = -(\lambda_3 - c_2 \lambda_2 - c_5 \mathcal{T}_i \lambda_5) \dot{w}^i(0, t)^2,$$

$$\begin{aligned}
\bar{\Lambda}_{i3} = & -(\lambda_4 - c_1 \mathcal{T}_i \lambda_1 - c_2 \mathcal{T}_i \lambda_2 - c_3 \mathcal{T}_i \lambda_3 \\
& - c_4 \mathcal{T}_i \lambda_4 - c_5 \mathcal{T}_i \lambda_5) \int_{t-\mathcal{T}_i}^t \|\dot{\bar{X}}_i(s)\|^2 ds \\
& -(\lambda_5 - c_2 \mathcal{T}_i \lambda_2 - c_3 \mathcal{T}_i \lambda_3 \\
& - c_5 \mathcal{T}_i \lambda_5) \int_{t-\mathcal{T}_i}^t \|\dot{\bar{X}}_i(s)\|^2 ds.
\end{aligned}$$

We can see that there exist small enough \mathcal{T}_i and $\lambda_j (j = 2, \dots, 5)$ such that $\dot{\mathcal{V}}_i \leq -\bar{a}\mathcal{V}_i + \bar{\varepsilon}_i$. The proof is completed.

F. Extension to high-order systems

We have mainly considered the control of a first-order nonlinear system given by (3)-(5). However, the proposed control scheme can be easily extended to more general nonlinear system, such as strict-feedback nonlinear systems. We take the following high-order nonlinear system as an example to show this.

$$\begin{aligned}
\dot{X}_{i1} &= X_{i2}, \\
\dot{X}_{i2} &= X_{i3} \\
&\dots\dots \\
\dot{X}_{in} &= f_i(X_{i1}, X_{i2}, \dots, X_{in}) + U_i(t - D_i) \\
Y_i &= X_{i1}, \\
e_i &= Y_i - y_0,
\end{aligned} \tag{69}$$

where $X_i = (X_{i1}, X_{i2}, \dots, X_{in})^T \in \mathbb{R}^n$, $U_i \in \mathbb{R}$, $Y_i \in \mathbb{R}$, $e_i \in \mathbb{R}$ represent the system states, control input, system output and regulation error respectively. $D_i > 0$ denotes the long input delay. It is assumed that $f_i(X_{i1}, X_{i2}, \dots, X_{in})$ satisfies the global Lipschitz condition.

Let

$$\bar{X}_{i1} = e_i = X_{i1} - Fv, \tag{70}$$

$$\bar{X}_{i2} = \dot{\bar{X}}_{i1} = X_{i2} - FSv, \tag{71}$$

$$\dots\dots \tag{72}$$

$$\bar{X}_{in} = \dot{\bar{X}}_{i,n-1} = X_{in} - FS^{n-1}v, \tag{73}$$

Then, the system (69) can be transformed into

$$\begin{aligned}
\dot{\bar{X}}_{i1} &= \bar{X}_{i2}, \\
\dot{\bar{X}}_{i2} &= \bar{X}_{i3} \\
&\dots\dots \\
\dot{\bar{X}}_{in} &= f_i(X_{i1}, X_{i2}, \dots, X_{in}) - FS^{n-1}v + U_i(t - D_i) \\
&= \bar{f}_i(\bar{X}_{i1}, \dots, \bar{X}_{in}, v) + \bar{u}^i(0, t) \\
e_i &= \bar{X}_{i1},
\end{aligned} \tag{74}$$

where $\bar{X}_i = (\bar{X}_{i1}, \bar{X}_{i2}, \dots, \bar{X}_{in})^T \in \mathbb{R}^n$, $\bar{f}_i(\bar{X}_{i1}, \dots, \bar{X}_{in}, v) \triangleq f_i(\bar{X}_{i1} + Fv, \dots, \bar{X}_{in} + FS^{n-1}v) - f_i(Fv, \dots, FS^{n-1}v)$, $R_i(v, S) \triangleq FS^{n-1}v - f_i(Fv, \dots, FS^{n-1}v)$.

$$\begin{aligned}
u^i(x, t) &\triangleq U_i(t + (x - 1)D_i), \\
\bar{u}^i(x, t) &\triangleq u^i(x, t) - R_i(e^{SD_i x} v, S), x \in [0, 1]
\end{aligned}$$

represent the distributed inputs. It is also noted that due to $f_i(X_{i1}, X_{i2}, \dots, X_{in})$ is globally Lipschitz, there exists a constant ℓ such that $\bar{f}_i(\bar{X}_{i1}, \dots, \bar{X}_{in}, v) \leq \ell(|\bar{X}_{i1}| + |\bar{X}_{i2}| + \dots + |\bar{X}_{in}|)$. Meanwhile, (74) can be written in a compact form

$$\dot{\bar{X}}_i = \bar{f}_i^c(\bar{X}_{i1}, \dots, \bar{X}_{in}, v) + U_i(t - D_i) \tag{75}$$

where $\bar{f}_i^c(\bar{X}_{i1}, \dots, \bar{X}_{in}, v)$ is a nonlinear function.

According to the above dynamics, we can predict the states. Let

$$\begin{aligned}
\chi^i(x, t) &\triangleq \bar{X}_i(t + D_i x) \\
&= \bar{X}_i(t) + D_i \int_0^x \left(\bar{f}_i^c(\chi^i(y, t), e^{SD_i y} v) + \bar{u}^i(y, t) \right) dy.
\end{aligned}$$

Then, the input $\bar{u}^i(1, t)$ is designed as:

$$\begin{aligned} & \bar{u}^i(1, t) \\ &= U_i - R_i(e^{SD_i}v, S) \\ &\triangleq K_i \bar{X}_i(t + D_i) \\ &= K_i \chi^i(0, t) + K_i D_i \int_0^1 \left(\bar{f}_i^c(\chi^i(y, t), e^{SD_i y}v) + \bar{u}_i(y, t) \right) dy, \end{aligned}$$

where $K_i = (k_{i1}, k_{i2}, \dots, k_{in})$ is the control gain. The controller $u^i(1, t) = U_i(t)$ is then computed as

$$\begin{aligned} u^i(1, t) &= U_i(t) \\ &= K_i \bar{X}_i(t + D_i) + R_i(e^{SD_i}v, S) \\ &= K_i D_i \int_0^1 \left(\bar{f}_i(\chi_i(y, t), e^{SD_i y}v) + \bar{u}_i(y, t) \right) dy \\ &\quad + K_i \bar{X}_i(t) + R_i(e^{SD_i}v, S). \end{aligned} \tag{76}$$

It follows that

$$\begin{aligned} \bar{u}^i(0, t) &= u^i(0, t) - R_i(v, S) \\ &= U_i(t - D_i) - R_i(v, S) \\ &= K_i \bar{X}_i(t) + R_i(e^{SD_i}v(t - D_i), S) - R_i(v, S) \\ &= K_i \bar{X}_i(t). \end{aligned}$$

This implies that (75) becomes

$$\dot{\bar{X}}_i = \bar{f}_i^c(\bar{X}_i, v) + K_i \bar{X}_i.$$

It is noted that since $\bar{f}_i^c(\bar{X}_i, v)$ satisfies the linear growth condition, we can always find a control gain $K_i = (k_{i1}, k_{i2}, \dots, k_{in})$ such that the above system is asymptotic stable. That is $e_i(t)$ will converge to zero.

Next, we will re-design the controller by the certainty equivalence principle. The output of the controller $U_i(t)$ is designed as

$$\begin{aligned} & U_i(t) \\ &= K_i \hat{\chi}^i(0, t) \\ &\quad + K_i \hat{D}_i \int_0^1 \left(\bar{f}_i(\hat{\chi}^i(y, t), e^{\hat{S}_i \hat{D}_i y} \hat{S}_i \hat{v}_i) + \hat{u}^i(y, t) \right) dy \\ &\quad + R_i(e^{\hat{S}_i \hat{D}_i} \hat{v}_i, \hat{S}_i), \end{aligned} \tag{77}$$

where the notations are similar to (20).

According to the above analysis, we have

Theorem 4. *Given the MASs with leader (1)-(2) and nonlinear followers (69). There exists a control law (77) with periodic event-triggered adaptive distributed observer (6)-(7) such that Problem 1 is solvable. Specifically, there exists a sufficiently small positive constant D^* such that for $\forall |\hat{D}_i - D_i| \leq D^* (i = 1, 2, \dots, N)$, the output regulation error $|e_i(t)| \in \mathbb{E}(\hat{D}_i)$.*

Proof. The proof follows the line of the main results in Section IV-B. \square

Remark 10. *By following the same procedures, our proposed control scheme can be extended to strict-feedback nonlinear systems. Consider the following strict-feedback system*

$$\begin{aligned} \dot{X}_{i1} &= X_{i2} + f_{i1}(X_{i1}), \\ \dot{X}_{i2} &= X_{i3} + f_{i2}(X_{i1}, X_{i2}), \\ &\dots\dots\dots \\ \dot{X}_{in} &= f_{in}(X_{i1}, X_{i2}, \dots, X_{in}) + U_i(t - D_i), \\ Y_i &= X_{i1}, \\ e_i &= Y_i - y_0, \end{aligned} \tag{78}$$

where $f_{ij}(X_{i1}, X_{i2}, \dots, X_{ij})$ are nonlinear function satisfying the global Lipschitz condition. Moreover, if we consider semi-global stability of the closed-loop system, the global Lipschitz condition can also be removed.

REFERENCES

- [1] Dong, Y., & Xu, S. (2021) Cooperative output regulation problem of nonlinear multiagent systems with proximity graph via output feedback control. *IEEE Transactions on Cybernetics*, 51(8): 4201-4311.
- [2] Dong, Y., & Lin Z. (2022). An event-triggered observer and its applications in cooperative control of multi-agent systems. *IEEE Transactions on Automatic Control*, 67(7): 3647-3654.
- [3] Hao, Y., Liu, L., & Feng G. (2023). Event-triggered cooperative output regulation of heterogeneous multiagent systems under switching directed topologies. *IEEE Transactions on Cybernetics*, 53(2): 1026-1038.
- [4] Sun, J., Zhang, H., & Zhang R. (2023). Adaptive event-triggered control approach to the cooperative output regulation of heterogeneous multiagent systems under digraphs. *IEEE Transactions on Cybernetics*, 53(5): 3388-3395.
- [5] Chen, Z., & Huang, J. (2015). *Stabilization and regulation of nonlinear systems: A robust and adaptive approach*. Springer International Publishing Switzerland.
- [6] Cai, H., Lewis, F., Hu, G., & Huang, J. (2017). The adaptive distributed observer approach to the cooperative output regulation of linear multi-agent systems. *Automatica*, 61, 299-305.
- [7] Su, Y., Xu, L., Wang, X., & Xu, D. (2019). Event-based cooperative global practical output regulation of multi-agent systems with nonlinear leader. *Automatica*, 107, 600-604.
- [8] Koike, R., Endo, T., & Matsuno, F. (2021). Output-based dynamic event-triggered consensus control for linear multiagent systems. *Automatica*, 133, 109863.
- [9] Zegers, F., Deptula, P., Shea, J., & Dixon, W. (2022). Event/self-triggered approximate leader-follower consensus with resilience to Byzantine adversaries. *IEEE Transactions on Automatic Control*, 67(3): 1356-1370 299-305.
- [10] Du, Z., Xue, H., Ahn, C. K., & Liang, H. (2021). Event-triggered adaptive tracking control for high-order multi-agent systems with unknown control directions. *International Journal of Robust and Nonlinear Control*, 31(18): 8937-8960.
- [11] Guo, X., Liu, P., Wang, J., & Ahn, C. K. (2021). Event-triggered adaptive fault-tolerant pinning control for cluster consensus of heterogeneous nonlinear multi-agent systems under aperiodic DoS attacks. *IEEE Transactions on Network Science and Engineering*, 8(2), 1941-1956.
- [12] Yu, J., Ahn, C. K., & Shi, P. (2022). Event-triggered bipartite consensus for fuzzy multi-agent systems under Markovian switching signed topology. *IEEE Transactions on Fuzzy Systems*, 30(7), 2610-2620.
- [13] Wang, W., Postoyan, R., Nesic, D., & Heemels, W. (2020). Periodic event-triggered control for nonlinear networked control systems. *IEEE Transactions on Automatic Control*, 65(2), 620-635.
- [14] Zheng, S., Shi, P., Agarwal, R., & Lim, C. (2020). Periodic event-triggered output regulation for linear multi-agent systems. *Automatica*, 122, 109223.
- [15] Zhao, M., Zheng, S., Ahn, C. K., Zong, X., & Zhang C. K. (2021). Periodic event-triggered control with multi-source disturbances and quantized states. *International Journal of Robust and Nonlinear Control*, 31(11), 5404-5426.
- [16] Wang, M., Zhao, C., Xia, J., & Sun, J. (2023) Periodic event-triggered robust distributed model predictive control for multi-agent systems with input and communication delays. *IEEE Transactions on Industrial Informatics*, DOI: 10.1109/TII.2023.3245189.
- [17] Zong, X., Li, T., & Zhang, J. (2019). Consensus conditions of continuous-time multi-agent systems with time-delays and measurement noises. *Automatica*, 99, 412-419.
- [18] Bresch-Pietri, D., Krstic, M. (2014). Delay-adaptive control for nonlinear systems. *IEEE Transactions on Automatic Control*, 59(5), 1203-1218.
- [19] Ding, S., Wang, Y., & Xie, X. (2023) Periodic event-triggered dynamic feedback synchronization control of discrete-time neural networks. *IEEE Transactions on Cybernetics*, 53(8), 5380-5386.
- [20] Ma, D., Chen, J., Lu, R., Chen, J., & Chai, T. (2020). Delay consensus margin of first-order multi-agent systems with undirected graphs and PD protocols. *IEEE Transactions on Automatic Control*, 66(9), 4192-4198.
- [21] Zhou, B., & Lin, Z. (2014). Consensus of high-order multi-agent systems with large input and communication delays. *Automatica*, 50(2), 452-464.
- [22] Zhou, B., Michiels, W., & Chen, J. (2022). Fixed-time stabilization of linear delay systems by smooth periodic delayed feedback. *IEEE Transactions on Automatic Control*, 67(2), 557-573.
- [23] Huang, R., & Ding, Z. (2021). On compensating actuator delays in consensus control under undirected graphs. *IEEE Transactions on Automatic Control*, 66(10), 4769-4776.
- [24] Huang, R., Ding, Z., & Cao, Z. (2020). Distributed output feedback consensus control of networked homogeneous systems with large unknown actuator and sensor delays. *Automatica*, 122, 109249.
- [25] Zhu, Y., Krstic, M., Su, H. (2020). Delay-adaptive control for linear systems with distributed input delays. *Automatica*, 116, 108902.
- [26] Godsil, C., & Royle, G. (2001). *Algebraic graph theory*. New York: Springer-Verlag
- [27] Bekiaris-Liberis, N., Krstic, M. (2016). Stability of predictor-based feedback for nonlinear systems with distributed input delay. *Automatica*, 70, 195-203.
- [28] Liu, W., & Huang, J. (2020). Leader-following consensus for linear multiagent systems via asynchronous sampled-data control. *IEEE Transactions on Automatic Control*, 65(7), 3215-3222.
- [29] Lhachemi, H., Prieur, C., Shorten, R. (2019). An LMI condition for the robustness of constant-delay linear predictorfeedback with respect to uncertain time-varying input delays. *Automatica*, 109, 108551.
- [30] Karafyllis, I., Krstic, M. (2013). Delay-robustness of linear predictor feedback without restriction on delay rate. *Automatica*, 49(6): 1761-1767.
- [31] Lei, H., & Lin, W. (2006). Universal adaptive control of nonlinear systems with unknown growth rate by output feedback. *Automatica*, 42(10): 1783-1789.