

Debias Can Be Unreliable: Mitigating Bias in Evaluating Debiasing Recommendation

Chengbing Wang
wwq197297@mail.ustc.edu.cn
University of Science and Technology
of China
Hefei, China

Wentao Shi
shiwentao123@mail.ustc.edu.cn
University of Science and Technology
of China
Hefei, China

Jizhi Zhang
cdzhangjizhi@mail.ustc.edu.cn
University of Science and Technology
of China
Hefei, China

Wenjie Wang*
wenjiewang96@gmail.com
National University of Singapore
Singapore, Singapore

Hang Pan
hungpaan@mail.ustc.edu.cn
University of Science and Technology
of China
Hefei, China

Fuli Feng*
fulifeng93@gmail.com
University of Science and Technology
of China
Hefei, China

Abstract

Recent work has improved recommendation models remarkably by equipping them with debiasing methods. Due to the unavailability of fully-exposed datasets, most existing approaches resort to randomly-exposed datasets as a proxy for evaluating debiased models, employing traditional evaluation scheme to represent the recommendation performance. However, in this study, we reveal that traditional evaluation scheme is not suitable for randomly-exposed datasets, leading to inconsistency between the Recall performance obtained using randomly-exposed datasets and that obtained using fully-exposed datasets. To bridge the gap, we propose the Unbiased Recall Evaluation (URE) scheme, which adjusts the utilization of randomly-exposed datasets to unbiasedly estimate the true Recall performance on fully-exposed datasets. We provide theoretical evidence to demonstrate the rationality of URE and perform extensive experiments on real-world datasets to validate its soundness. Our code and datasets are available at <https://anonymous.4open.science/r/URE-6B64/>.

CCS Concepts

• Information systems → Recommender systems.

Keywords

Debiasing Recommendation; Evaluation

ACM Reference Format:

Chengbing Wang, Wentao Shi, Jizhi Zhang, Wenjie Wang, Hang Pan, and Fuli Feng. 2025. Debias Can Be Unreliable: Mitigating Bias in Evaluating Debiasing Recommendation. In *Companion Proceedings of the ACM Web Conference*

*Corresponding author

Permission to make digital or hard copies of all or part of this work for personal or classroom use is granted without fee provided that copies are not made or distributed for profit or commercial advantage and that copies bear this notice and the full citation on the first page. Copyrights for components of this work owned by others than the author(s) must be honored. Abstracting with credit is permitted. To copy otherwise, or republish, to post on servers or to redistribute to lists, requires prior specific permission and/or a fee. Request permissions from permissions@acm.org.

WWW Companion '25, April 28-May 2, 2025, Sydney, NSW, Australia

© 2025 Copyright held by the owner/author(s). Publication rights licensed to ACM.

ACM ISBN 979-8-4007-1331-6/2025/04

<https://doi.org/10.1145/3701716.3715548>

2025 (WWW Companion '25), April 28-May 2, 2025, Sydney, NSW, Australia.
ACM, New York, NY, USA, 5 pages. <https://doi.org/10.1145/3701716.3715548>

1 Introduction

Recommendation models suffer from various biases leading to deviations from true user preferences even harmful impacts to Web services [2, 6, 8, 10, 13]. Undoubtedly, user's true preferences can be accurately measured by the fully-exposed dataset which includes users' feedback (e.g., ratings) across all items. The gold standard for evaluating debiasing techniques is thus utilizing such a fully-exposed dataset to assess the performance of recommendations [3]. However, due to the unavailability of fully-exposed datasets in practice [4], randomly-exposed datasets, which contain users' feedback on some randomly selected items, are widely employed for debiasing evaluation [7, 9, 10]. Notably, the amount of feedback in randomly-exposed datasets is extremely limited, because randomly exposing items to collect user feedback is highly expensive, and the collection process can severely damage a platform's revenue.

Previous work calculate widely-used Recall metric on randomly-exposed datasets in the same way as on fully-exposed datasets, which we refer to as the traditional evaluation scheme in subsequent descriptions. Nevertheless, we claim that traditional evaluation scheme is not suitable for computing Recall metric on randomly-exposed datasets when evaluating debiasing recommendation. This is due to the significant disparities between the Recall obtained from the randomly-exposed dataset and those derived from the fully-exposed dataset. To comprehensively investigate the underlying factors contributing to the inconsistency, we undertake a theoretical analysis (cf. Theorem 1) of the evaluation performed on a randomly-exposed dataset. Our analysis demonstrates that the $\text{Recall}@K$ on the randomly-exposed dataset (e.g., $\text{Recall}@5$) has a weak correlation with the $\text{Recall}@K$ using a small value of K on the fully-exposed dataset (e.g., $\text{Recall}@50$). Although the correlation between $\text{Recall}@K$ and $\text{Recall}@K$ could become stronger as the value of K increases, the performance cutting at a small value of K is more important in practice [2]. In addition, we conduct extensive experiments on real-world datasets to validate such correlation (cf. Figure 1). Thus, the conclusion derived from the traditional evaluation scheme on the randomly-exposed dataset such as $\text{Recall}@5$

might be unconvincing as it is inadequate to conclude whether previous debiasing methods have effectively mitigated biases.

Towards this goal, we propose the Unbiased Recall Evaluation (URE) scheme. We set the target as estimating the Recall@K on fully-exposed data, i.e., the ratio of items with positive feedback ranked before position K. Considering that a randomly-exposed dataset only includes user feedback on randomly selected items, we can treat it as a representative subset of the fully-exposed dataset, wherein both positive and negative feedback are missing at random. In URE, we sort the model's prediction scores of all candidate items and utilize the score of (K + 1)-th item as the threshold to calculate the positive ratio on the randomly-exposed dataset, where the positive ratio is the proportion of items with positive feedback in the randomly-exposed dataset that rank before the threshold. Hence averaging such a positive ratio across all users can be used to unbiasedly estimate Recall@K on a fully-exposed dataset. This is due to the models' prediction information of all candidate items, which is not considered by traditional evaluation scheme. Through theoretical analysis and extensive experiments, we validate that URE can unbiasedly estimate the Recall@K on fully-exposed data with a desired value of K.

The main contributions are summarized as follows:

- We reveal the inconsistency between the widely adopted traditional evaluation scheme on the randomly-exposed dataset and fully-exposed dataset (the gold standard evaluation), questioning empirical conclusions on existing debiasing methods in previous studies.
- We propose the URE, a novel scheme to unbiasedly estimate the target Recall@K performance with randomly-exposed data.
- We conduct extensive theoretical and empirical analysis, validating the effectiveness of the URE scheme.

2 Preliminary

Given a fully-exposed dataset (denoted as D_{full}), we can determine the true performance of debiasing models by calculating the Recall formula, denoted as denoted as Recall@K:

$$\text{Recall@K} = \frac{|k \in \text{Rank}_{u+} : k \leq K|}{|\text{Rank}_{u+}|}, K \in [1, 2, \dots, L], \quad (1)$$

where the Rank_{u+} compiles the positions of all items with positive feedback within the personalized ranking list recommended by the models. However, The Recall@K is not supported due to the unavailability of D_{full} (The only existing D_{full} for research is KuaiRec [4]). In this case, researchers employ the same formula to compute Recall on a randomly-exposed dataset (denoted as D_{rand}). The resulting Recall is referred to as Recall@ \bar{K} , where $\bar{K} \in [1, 2, \dots, l], l \ll L$. This evaluation approach for debiasing models is termed the "traditional evaluation scheme on D_{rand} ".

3 Relation of Recall@K and Recall@ \bar{K}

In this section, we conduct theoretical analysis and empirical validation to discover why the traditional evaluation scheme on D_{rand} is unreliable by inspecting the relationship between Recall@K on D_{full} and Recall@ \bar{K} on D_{rand} .

3.1 Theoretical Guarantee

In this subsection, we give the theoretical derivation of the relationship between Recall@K on D_{full} and Recall@ \bar{K} on D_{rand} .

THEOREM 1. *Assuming that we have N^+ positive samples and N^- negative samples on D_{full} , with a total sample size of $N = N^+ + N^-$, our D_{rand} samples \bar{N} samples from D_{full} . We denote the set of all combinations of D_{rand} of size \bar{N} as $\mathcal{S}_{\bar{N}}$ and the set of all permutations of D_{full} as \mathcal{R} . Then, when K on D_{full} and \bar{K} on D_{rand} satisfy $\bar{K} = \frac{\bar{N}}{N} \cdot K$, we have:*

$$E_{\mathcal{R}} \left[E_{\mathcal{S}_{\bar{N}}} [\text{Recall@}\bar{K}] - \text{Recall@K} \right] = 0, \quad (2)$$

where E denotes the Expectation function.

PROOF. We first calculate the $E_{\mathcal{R}} [\text{Recall@K}]$. Since we consider all possible ranking, the possibility of the x positive samples contained in the top K is $\frac{C_{N^+}^x C_{N-N^+}^{K-x}}{C_N^K}$ where $C_N^n := \frac{N!}{(N-n)!n!}$ is the number of combinations obtained by randomly sampling n samples from N. Thus, we have:

$$E_{\mathcal{R}} [\text{Recall@K}] = \sum_{x=1}^{\min(K, N^+)} \frac{x}{N^+} \frac{C_{N^+}^x C_{N-N^+}^{K-x}}{C_N^K} \quad (3)$$

$$= \frac{K}{N} \left[\sum_{x=1}^{\min(K, N^+)} \left[\frac{C_{N^+}^{x-1} C_{N-N^+}^{(K-1)-(x-1)}}{C_{N-1}^{K-1}} \right] \right] \quad (4)$$

$$= \frac{K}{N} \left[\frac{C_{N-1}^{K-1}}{C_{N-1}^{K-1}} \right] = \frac{K}{N}. \quad (5)$$

As for the $E_{\mathcal{R}} \left[E_{\mathcal{S}_{\bar{N}}} [\text{Recall@}\bar{K}] \right]$, we have:

$$E_{\mathcal{R}} \left[E_{\mathcal{S}_{\bar{N}}} [\text{Recall@}\bar{K}] \right] = E_{N^+} \left[E_{\mathcal{R}, \mathcal{S}_{\bar{N}}} [\text{Recall@}\bar{K} | N^+] \right]. \quad (6)$$

Since we consider all possible permutations, $E_{\mathcal{R}, \mathcal{S}_{\bar{N}}} [\text{Recall@}\bar{K} | N^+]$ can be transformed into the scenario of randomly selecting \bar{K} samples from \bar{N} samples (N^+ positive samples among these N samples) and determining how many of the selected \bar{K} samples are positive. The problem is similar to Eq 3. Thus we have:

$$E_{N^+} \left[E_{\mathcal{R}, \mathcal{S}_{\bar{N}}} [\text{Recall@}\bar{K} | N^+] \right] \quad (7)$$

$$= E_{N^+} \left[\sum_{x=1}^{\min(\bar{K}, N^+)} \frac{x}{N^+} \frac{C_{N^+}^x C_{\bar{N}-N^+}^{\bar{K}-x}}{C_{\bar{N}}^{\bar{K}}} \right] \quad (8)$$

$$= E_{N^+} \left[\frac{\bar{K}}{\bar{N}} \frac{\sum_{x=1}^{\min(\bar{K}, N^+)} \frac{C_{N^+}^{x-1} C_{\bar{N}-N^+}^{(\bar{K}-1)-(x-1)}}{C_{\bar{N}-1}^{\bar{K}-1}} \right] \quad (9)$$

$$= E_{N^+} \left[\frac{\bar{K}}{\bar{N}} \right] = \frac{\bar{K}}{\bar{N}} = \frac{K}{N} = E_{\mathcal{R}} [\text{Recall@K}]. \quad (10)$$

□

From Theorem 1, we can observe that the Recall@ \bar{K} on D_{rand} will exhibit a strong correlation with the Recall@K on D_{full} if the value of K is around $\frac{N}{\bar{N}} \cdot \bar{K}$. It should be noted that \bar{N} is much smaller than N since the D_{rand} is a sparsely sampled subset of D_{full} . Therefore, given a specific value of \bar{K} , the Recall@ \bar{K} on D_{rand} only exhibits a strong correlation with the Recall@K with much larger

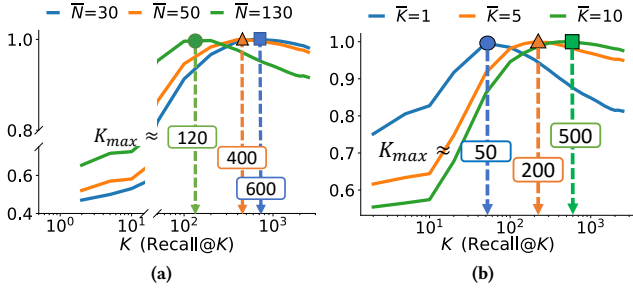


Figure 1: The correlation coefficients between $\text{Recall}@K$ on D_{rand} and $\text{Recall}@K$ on D_{full} . (a) The effect of \bar{N} , where \bar{K} is fixed to 5. (b) The effect of \bar{K} , where \bar{N} is fixed to 80.

K values on D_{full} . However, given that user typically browse only a limited number of items during an online deployment stage, the performance cutting at a small value of K is more important [2].

3.2 Empirical Results

In this subsection, we conduct empirical experiments to validate the relationship between $\text{Recall}@K$ on D_{full} and $\text{Recall}@K$ on D_{rand} .

We train multiple AutoDebias [1] models w.r.t. different hyperparameters and evaluate their $\text{Recall}@K$ on D_{rand} and $\text{Recall}@K$ on D_{full} . Then we calculate correlation coefficients between $\text{Recall}@K$ and $\text{Recall}@K$ to measure their correlation. The results are shown in Figure 1. We highlight the value of K when each curve reaches its maximum correlation coefficient as K_{max} . From the Figure 1, we have the following observations:

- **When \bar{N} and \bar{K} are hold constant, the highest correlation coefficients between $\text{Recall}@K$ and $\text{Recall}@K$ are achieved with large values of K .** As depicted in Figure 1a and Figure 1b, the Pearson correlation coefficient between $\text{Recall}@K$ and $\text{Recall}@K$ surpasses 0.9 for values of K exceeding 100, while it remains below 0.6 for values of K below 10. This is consistent with our observation from Theorem 1 that the $\text{Recall}@K$ on D_{rand} only exhibits a strong correlation with the $\text{Recall}@K$ with large values of K on D_{full} . Hence, the evaluation of models' $\text{Recall}@K$ performance on D_{rand} may not adequately reflect $\text{Recall}@K$ performance with small K on D_{full} .
- **When fixing \bar{K} , the value of K_{max} decreases as the sample number \bar{N} increases.** As shown in Figure 1a, the inverse relationship between K_{max} and \bar{N} is consistent with the conclusion in Eq. (2) that $K = \frac{\bar{N}}{N} \cdot \bar{K}$. This is intuitively understandable since an increase in the sample size \bar{N} of D_{rand} leads to a stronger and more reliable representation of the fully-exposed dataset D_{full} . However, in practice, scaling up the sample size is often impractical due to substantial economic constraints.
- **When fixing \bar{N} , the value of K_{max} decreases as the \bar{K} decreases.** As shown in Figure 1b, the positive correlation between K_{max} and \bar{K} is also consistent with the conclusion in Eq. (2) that $\bar{K} = \frac{\bar{N}}{N} \cdot K$. However, as we discussed before, due to the frequent occurrence of $\bar{N} \ll N$, even when considering $\text{Recall}@K$ with

$\bar{K} = 1$, it is still not possible to unbiasedly and accurately estimate $\text{Recall}@K$ for small values of K .

In conclusion, $\text{Recall}@K$ is associated with $\text{Recall}@K$ when the value of K is relatively large. Given that the gold standard for debiasing recommendation desires $\text{Recall}@K$ with small values of K (e.g., $K = 50$), $\text{Recall}@K$ is problematic.

4 URE scheme

In this section, we introduce a pioneering evaluation scheme coined URE, delineated in Figure 2. URE relies solely on D_{rand} to achieve an unbiased estimation of $\text{Recall}@K$ on D_{full} , which consists of the following steps:

- Obtain the predictions \hat{y} ($\hat{y} = M(uid, iid)$) for all candidate items ($iid \in [1, \dots, N]$), where the M is the model to be tested.
- Sort these candidate items ($iid \in [1, \dots, N]$) in descending order by their predictions \hat{y} , denoted as Sorted ItemID in Figure 2.
- Assign the labels (i.e. feedback) in D_{rand} (positive : 1, negative : 0, Missing labels : \) to each candidate item in Sorted ItemID, denoted as Sorted D_{rand} in Figure 2.
- Locate the $(K+1)$ -th item in Sorted ItemID and its corresponding prediction \hat{y} .
- Compute the $\widehat{\text{Recall}}@K$ for this user: $\widehat{\text{Recall}}@K = \frac{m}{n}$, where n denotes the number of items with positive label in Sorted D_{rand} , and m denotes the number of these items with higher \hat{y} than the $(K+1)$ -th item.
- We report the averaged $\widehat{\text{Recall}}@K$ across all users as an unbiased estimate of the model's overall $\text{Recall}@K$ performance on D_{full} .

Theoretical Guarantee. The following theorem demonstrates that the estimates provided by URE are unbiased.

THEOREM 2. (URE Unbiasness) For all given K , we have:

$$E_{S_{\bar{N}}} [\widehat{\text{Recall}}@K] = \text{Recall}@K, \quad (11)$$

where $S_{\bar{N}}$ denotes the set of all possible random samplings of size \bar{N} .

This signifies that the estimates derived from URE are unbiased.

PROOF. Since Recall is only related to positive samples, we can only consider positive samples. Let's assume that in D_{full} , there are a total of N positive samples, out of which M samples are ranked higher than the sample ranked at $K+1$ in Sorted ItemID in Figure 2. Assuming that we have randomly sampled \bar{N} samples, which have n positive samples and the rest are negatives. Since the sampling process is random, the probability of the number m of positive samples that rank higher than the sample ranked at $K+1$ in Sorted ItemID can be calculated as $(\binom{M}{m} \binom{N-M}{n-m} / \binom{N}{n})$, thus we have:

$$E_{S_{\bar{N}}} [\widehat{\text{Recall}}@K] = E_{n'} [E_{S_{\bar{N}}} [m/n | n']] \quad (12)$$

$$= E_{n'} \left[\sum_{m=1}^{\min(M, n')} \frac{mn' M}{mn' N} \frac{\binom{M-1}{m-1} \binom{N-M}{n'-m}}{\binom{N-1}{n'-1}} \right] \quad (13)$$

$$= E_{n'} \left[\frac{M}{N} \sum_{m=1}^{\min(M, n')} \frac{\binom{M-1}{m-1} \binom{N-M}{n'-m}}{\binom{N-1}{n'-1}} \right] \quad (14)$$

$$= M/N = \text{Recall}@K. \quad (15)$$




Figure 2: Illustration of the proposed URE scheme on unbiasedly estimating Recall@K on D_{full} .

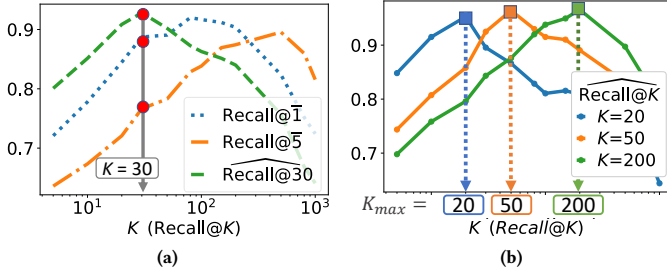


Figure 3: (a) The correlation coefficients between Recall@K and Recall@K-bar as well as the conventional Recall@K-bar. (b) The correlation coefficients between Recall@K and Recall@K for different values of K.

5 Experiments

Unbiasedness Analysis. In this subsection, we test the AutoDebias model using the KuaiRec dataset to verify that the $\widehat{\text{Recall@K}}$ in the URE scheme is an unbiased estimation of Recall@K on D_{full} .

In Figure 3a, we calculate the correlation coefficient between Recall@K and Recall@K-bar, as well as Recall@K-bar to demonstrate the ranking consistency. As shown in Figure 3a, when K is small (e.g. $K = 30$), both Recall@1 and Recall@5 exhibits poor correlations with Recall@K. In contrast, the correlation coefficient between the estimated $\widehat{\text{Recall@K}}$ and Recall@K is higher than 0.9. This means that the model we choose based on Recall@K is more likely to perform better on Recall@K on D_{full} , which further demonstrates the effectiveness of the URE scheme.

In Figure 3b, we report the correlation coefficient between Recall@K and Recall@K for different values of K. As we desired, only when K is the same, Recall@K and Recall@K have the highest correlation coefficients. That is, URE allows us to select the best debiased model based on the Recall@K with a desired K.

Table 1: The evaluation results by URE. Notably, the Recall@5 is not available in Yahoo!R3, as it lacks a fully-exposed dataset. The results are statistically significant with $p < 0.01$.

Model	KuaiRec			Yahoo!R3	
	Traditional scheme	Fully-Exposed Dataset	URE scheme	Traditional scheme	URE scheme
	Recall@5	Recall@5	Recall@5	Recall@5	Recall@5
MF	0.4859	0.0257	0.0267	0.7085	0.0131
IPS	0.4889	0.0266	0.0273	0.6572	0.0095
DR	0.4849	0.0262	0.0267	0.7195	0.0075
AutoDebias	0.5181	0.0317	0.0323	0.8085	0.0550
DNS	0.5288	0.0237	0.0245	0.8330	0.0490

Table 2: The statistics of datasets.

Dataset	#Users	#Items	Biased train	test
Yahoo!R3	15,400	1,000	311,704	48,600 (D_{rand})
KuaiRec	1411	3327	1,934,404	2,742,166 (D_{full})

Based on our discussion, we show that our URE scheme unbiasedly estimates Recall@K for different values of K and ensure an accurate debiased model selection.

Re-evaluation Results. In this subsection, we re-evaluate some classical debiasing methods under backbone MF [5], including IPS [10], DR [12], AutoDebias [1], DNS [11] on two widely-used datasets (cf. Table 2) in the debiasing research domain, and report the results in Table 1. We have the following key findings: (1) Based on the results on KuaiRec, we observe that the evaluation result Recall@5 of the URE scheme aligns closely with the true Recall@5 on D_{full} . This observation suggests a strong unbiasedness in the URE scheme. In contrast, the evaluation results of the traditional evaluation scheme exhibit a significant discrepancy from the true Recall@5, and it fails to ensure the preservation of order in the results. (2) When using Recall@5 to verify the debiasing performance, some debiasing methods perform worse than the original MF, which encourages the development of further debiasing techniques.

6 Conclusion

In this paper, we have unveiled the inconsistency between traditional evaluation scheme on the D_{rand} and the gold standard evaluation on the D_{full} , which results in an inaccurate assessment of debiasing methods. To tackle this issue, we have introduced the URE scheme to unbiasedly estimate true Recall performance. Our proposal has been substantiated through both theoretical and empirical analyses, affirming its effectiveness.

Acknowledgments

This work is supported by the National Key Research and Development Program of China (2022YFB3104701) and the National Natural Science Foundation of China (62272437).

References

- [1] Jiawei Chen, Hande Dong, Yang Qiu, Xiangnan He, Xin Xin, Liang Chen, Guli Lin, and Keping Yang. 2021. AutoDebias: Learning to Debias for Recommendation. In *SIGIR*. ACM, 21–30.

- [2] Jiawei Chen, Hande Dong, Xiang Wang, Fuli Feng, Meng Wang, and Xiangnan He. 2023. Bias and Debias in Recommender System: A Survey and Future Directions. *ACM Trans. Inf. Syst.* 41 (2023), 67:1–67:39.
- [3] Chongming Gao, Shijun Li, Wenqiang Lei, Jiawei Chen, Biao Li, Peng Jiang, Xiangnan He, Jiaxin Mao, and Tat-Seng Chua. 2022. KuaiRec: A Fully-observed Dataset and Insights for Evaluating Recommender Systems. In *CIKM*. ACM, 540–550.
- [4] Chongming Gao, Shijun Li, Yuan Zhang, Jiawei Chen, Biao Li, Wenqiang Lei, Peng Jiang, and Xiangnan He. 2022. KuaiRand: An Unbiased Sequential Recommendation Dataset with Randomly Exposed Videos. In *CIKM*. ACM, 3953–3957.
- [5] Yehuda Koren, Robert Bell, and Chris Volinsky. 2009. Matrix factorization techniques for recommender systems. *Computer* 42 (2009), 30–37.
- [6] Haoxuan Li, Yanghao Xiao, Chunyuan Zheng, Peng Wu, and Peng Cui. 2023. Propensity Matters: Measuring and Enhancing Balancing for Recommendation. In *ICML*, Vol. 202. PMLR, 20182–20194.
- [7] Dugang Liu, Pengxiang Cheng, Zhenhua Dong, Xiuqiang He, WeiKe Pan, and Zhong Ming. 2020. A General Knowledge Distillation Framework for Counterfactual Recommendation via Uniform Data. In *SIGIR*. ACM, 831–840.
- [8] Hang Pan, Jiawei Chen, Fuli Feng, Wentao Shi, Junkang Wu, and Xiangnan He. 2023. Discriminative-Invariant Representation Learning for Unbiased Recommendation. In *IJCAI*. ijcai.org, 2270–2278.
- [9] Nir Rosenfeld, Yishay Mansour, and Elad Yom-Tov. 2017. Predicting Counterfactuals from Large Historical Data and Small Randomized Trials. In *WWW*. ACM, 602–609.
- [10] Tobias Schnabel, Adith Swaminathan, Ashudeep Singh, Navin Chandak, and Thorsten Joachims. 2016. Recommendations as Treatments: Debiasing Learning and Evaluation. In *ICML*, Vol. 48. JMLR.org, 1670–1679.
- [11] Wentao Shi, Jiawei Chen, Fuli Feng, Jizhi Zhang, Junkang Wu, Chongming Gao, and Xiangnan He. 2023. On the Theories Behind Hard Negative Sampling for Recommendation. In *WWW*. ACM, 812–822.
- [12] Xiaojie Wang, Rui Zhang, Yu Sun, and Jianzhong Qi. 2019. Doubly Robust Joint Learning for Recommendation on Data Missing Not at Random. In *ICML*, Vol. 97. PMLR, 6638–6647.
- [13] Yang Zhang, Fuli Feng, Xiangnan He, Tianxin Wei, Chonggang Song, Guohui Ling, and Yongdong Zhang. 2021. Causal Intervention for Leveraging Popularity Bias in Recommendation. In *SIGIR*. ACM, 11–20.