

# Spectral Dataset of Young Type Ib Supernovae and their Time-evolution

N. Yesmin<sup>1</sup>, C. Pellegrino<sup>1</sup>, M. Modjaz<sup>1</sup>, R. Baer-Way<sup>1</sup>, D. A. Howell<sup>2,3</sup>, I. Arcavi<sup>4</sup>, J. Farah<sup>2,3</sup>, D. Hiramatsu<sup>5,6</sup>, G. Hosseinzadeh<sup>7,8</sup>, C. McCully<sup>2,3</sup>, M. Newsome<sup>2,3</sup>, E. Padilla Gonzalez<sup>2,3</sup>, G. Terreran<sup>2,3</sup>, and S. Jha<sup>9</sup>

<sup>1</sup> Department of Astronomy, University of Virginia, Charlottesville, VA 22904, USA, USA

<sup>2</sup> Las Cumbres Observatory, 6740 Cortona Drive, Suite 102, Goleta, CA 93117-5575, USA

<sup>3</sup> Department of Physics, University of California, Santa Barbara, CA 93106-9530, USA

<sup>4</sup> School of Physics and Astronomy, Tel Aviv University, Tel Aviv 69978, Israel

<sup>5</sup> Center for Astrophysics | Harvard & Smithsonian, 60 Garden Street, Cambridge, MA 02138-1516, USA

<sup>6</sup> The NSF AI Institute for Artificial Intelligence and Fundamental Interactions, USA

<sup>7</sup> Steward Observatory, University of Arizona, 933 North Cherry Avenue, Tucson, AZ 85721-0065, USA

<sup>8</sup> Department of Astronomy & Astrophysics, University of California, San Diego, 9500 Gilman Drive, MC 0424, La Jolla, CA 92093-0424, USA

<sup>9</sup> Department of Physics and Astronomy, Rutgers, The State University of New Jersey, 136 Frelinghuysen Road, Piscataway, NJ 08854-8019, USA

September 10, 2024

## ABSTRACT

Due to high-cadence automated surveys, we can now detect and classify supernovae (SNe) within a few days after explosion, if not earlier. Early-time spectra of young SNe directly probe the outermost layers of the ejecta, providing insights into the extent of stripping in the progenitor star and the explosion mechanism in the case of core-collapse supernovae. However, many SNe show overlapping observational characteristics at early time, complicating the early-time classification. In this paper, we focus on the study and classification of Type Ib supernovae (SNe Ib), which are a subclass of core-collapse supernovae that lack strong hydrogen lines but show helium lines in their spectra. Here we present a spectral dataset of 8 SNe Ib, chosen to have at least 3 pre-maximum spectra, which we call early spectra. Our dataset was obtained mainly by the the Las Cumbres Observatory (LCO) and consists of a total of 82 optical photospheric spectra, including 38 early spectra. This data set increases the number of published SNe Ib with at least three early spectra by ~60%. For our classification efforts, we use early spectra in addition to spectra taken around maximum light. We also convert our spectra into SN Identification (SNID) templates and make them available to the community for easier identification of young SNe Ib. Our data set increases the number of publicly available SNID templates of early spectra of SNe Ib by ~43%. Almost half of our sample has SN types that change over time or are different from what is listed on the Transient Name Server (TNS). We discuss the implications of our dataset and our findings for current and upcoming SN surveys and their classification efforts.

**Key words.** supernovae – spectroscopic – SN 2023ljf – SN 2022nyo – SN 2021ukt – SN 2021njc – SN 2021hen – SN 2020hvp – SN 2019odp – SN 2016bau

## 1. Introduction

Most massive stars end their life cycles as core-collapse supernovae (CCSNe), which are categorized by their spectral features: Type I supernovae (SNe) lack H lines, while Type II SNe exhibit them. Type I CCSNe are further divided into subclasses, which are collectively called Stripped Envelope Supernovae (SESNe, [Clocchiatti et al. 1997](#); [Filippenko 1997](#); [Gal-Yam 2017](#); [Modjaz et al. 2019](#)), as they have been stripped of their outer layers: Type Ib SNe (SNe Ib) are characterized by the presence of strong He lines and the absence of strong H lines (though even SNe Ib may have a weak H $\alpha$  line ([Liu et al. 2016a](#))), and Type Ic SNe (SNe Ic) are devoid of both H and He lines. Transitional Type IIB SNe (SNe IIB) show diminishing H lines over time, but with emerging He lines akin to SNe Ib. Additionally, a subset of high-velocity SNe Ic with broad lines (SNe Ic-bl, e.g., [Modjaz et al. 2016](#)) has been interesting because they are the only kind of CCSNe observed to be connected to long-duration gamma-ray bursts (for reviews see e.g., [Woosley & Bloom 2006](#); [Modjaz 2011](#); [Cano et al. 2017](#)).

Despite the understanding that SESNe result from the core collapse of massive stars, the diverse range of observed explosion properties poses a challenge in classifying SESNe into distinct types. As a result, it remains unclear if the classification types are distinct or share overlapping characteristics, and what properties of the progenitors or of the explosion cause this diversity in the observed SNe properties. Addressing these unresolved questions involves two approaches: (i) analyzing data of large samples to identify trends in different supernova (SN) types and (ii) studying data of SNe well before maximum light to directly probe the outermost layers of the progenitor envelope, as the photosphere lies in the outermost layers of the ejecta during this early phase and recedes into deeper layers over time.

Traditionally, individual SNe have been thoroughly studied, such as Type IIB SN 1993J ([Filippenko et al. 1993](#); [Matheson et al. 2000b](#); [Matheson et al. 2000a](#)) and Type Ic SN 1994I ([Filippenko et al. 1995](#); [Richmond et al. 1996](#)). The prevalence of population studies has increased in recent years. Statistical comparisons of SESNe spectra by [Matheson et al. \(2000a\)](#) revealed

**Table 1:** Overview of SNe Ib included in our Sample.

SN Name	SN Type <sup>a</sup>	$z$	$N_{\text{spec}}$ <sup>b</sup>	Date of maximum light in V-band $t_{V_{\text{max}}}$ (MJD)	Statistical Uncertainty $\Delta t_{V_{\text{max}}}$ (MJD)
SN 2023ljf	Ib	0.015	9	60132.87	0.31
SN 2022nyo	Iib -> Ib <sup>c</sup>	0.010637	5	59776.91	0.29
SN 2021ukt <sup>e</sup>	IIn -> Ib <sup>d</sup>	0.012886	12	59441.66	0.30
SN 2021njk	Ib	0.012952	8	59375.75	0.18
SN 2021hen <sup>e</sup>	Ib	0.021125	6	59311.73	0.27
SN 2020hvp	Ib	0.005247	16	58975.95	0.46
SN 2019odp	Ic-bl -> Ib <sup>f</sup>	0.014353	13	58735.19	0.16
SN 2016bau	Ib	0.003856	13	57478.17	0.69

**Notes.** <sup>a</sup> Each supernova is classified by running the spectrum closest to the V-band maximum through SNID with the most updated SESNe template library (Liu et al. 2016a; Modjaz et al. 2016; Williamson et al. 2019a)

<sup>b</sup> The total number of photospheric spectra for the corresponding SN included in this work.

<sup>c</sup> The earliest spectrum of SN 2022nyo, obtained on 2022-07-03 at 01:55:28 (with  $t_{V_{\text{max}}} = -13.8$  days), shows a prominent hydrogen-like feature around 6200 Å. This characteristic signature of a hydrogen line is further validated by the SNID results, which identify the best match with SN 2008cw (Type Iib). However, subsequent spectra acquired from 2022-07-12 at 18:29:14 (with  $t_{V_{\text{max}}} = -4.1$  days) display spectral characteristics consistent with SNe Ib.

<sup>d</sup> SN 2021ukt is a peculiar SN Ib with IIn-like features (see the section 4.3 about this SN): at early times, the TNS spectrum showed only H $\alpha$  and no He absorption lines, thus the SN IIn classification above, but over time the multiple He absorption lines arise clearly, thus the SN Ib classification, while the narrow H $\alpha$  line persisted at weaker, but varying, levels of strength.

<sup>e</sup> For these 2 SNe, the LCO V-band light curves do not capture the rise of the peak. Therefore, the i-band light curve is used to calculate the date of the peak and is later converted to the date of the peak in the V-band using Table 10 of Bianco et al. (2014), assuming these SN lightcurves have the same behavior of the SESNe in Bianco et al. (2014). Conversion of the date of the peak in the i band to the date of the peak in the V band adds a systematic uncertainty of  $\sim 1.5$  days. We note that the additional systematic uncertainty of  $\sim 1.5$  days from converting from i-band to V-band is not listed in the entries above.

<sup>f</sup> SNID initially classifies SN 2019odp as broad-line Type Ic (Ic-bl) based on its spectra taken before the V-band maximum light ( $t_{V_{\text{max}}} < 0$ ), but later classifies it as Type Ib based on the spectra taken after the V-band maximum light ( $t_{V_{\text{max}}} > 0$ ). See Section 4.7 for more information.

heterogeneous properties, while subsequent studies by Fremming et al. (2018), Prentice et al. (2019), Liu et al. (2016a), and Holmbo et al. (2023) explored the spectral properties of different types of SESNe. To quantify and visualize the continuum of SESNe classification, Williamson et al. (2019a) presented a new quantitative and data-driven classification technique utilizing the machine learning tool of Support Vector Machine (SVM) after applying Principal Component Analysis (PCA) to the photospheric spectra of SESNe. They found that the SESNe types, in particular SNe Ib, are most distinguishable in later phase ranges, particularly  $10 \pm 5$  days and  $15 \pm 5$  days relative to V-band maximum.

However, these studies lacked early spectra in their sample because they included data from earlier surveys, which had low cadences. Advancements in high-cadence wide-field surveys now enable prompt detection and observation of SNe. Through these early time observations, though, we are discovering an increasing number of SNe with evolving properties, such as SNe that change spectroscopic type throughout their evolution. These SNe pose a challenge to our classification efforts. The transitional SN 2022crv (Dong et al. 2023a; Gangopadhyay et al. 2023) is an example of an evolving SESN.

Now is the perfect time to start conducting comprehensive population studies of young SESNe, in particular SNe Ib. This work constitutes the first step in these population studies, as it publishes optical spectra and spectral templates of young SNe Ib only days after explosion, well before maximum light. Studying the spectra of young SNe Ib over time will provide valuable insights into when the tell-tale He lines will appear. Consequently, it will offer significant constraints on  $^{56}\text{Ni}$  mixing, as the He lines result from non-thermal excitation induced by fast electrons that are accelerated by energetic MeV photons emitted during Ni decay (Lucy 1991). Tracking the appearance of the He lines helps with inferring the distribution of Ni-mixing further out in the

ejecta. In turn, the exact details of the Ni-mixing can constrain explosion models, which, for objects where the He lines are visible shortly after explosion, would require the release of Ni close to the outermost He layer, potentially indicating large scale turbulence (e.g., Hammer et al. 2010). Furthermore, analyzing early spectra will inform the most appropriate timing to schedule spectroscopy to classify an SN Ib, which is essential for the new era of big-data transient science, in which thousands of SNe will be photometrically discovered every night with the Vera C. Rubin Observatory as part of the Legacy Survey of Space and Time (LSST; Ivezić et al. 2019).

In Section 2, we present a dataset of 82 photospheric spectra of 8 different SNe Ib, including 38 spectra taken before maximum light. All spectra will be made public via the Weizmann Interactive Supernova Data REpository (WiSeREP<sup>1</sup>; Yaron & Gal-Yam 2012). We discuss our spectrum phase calculation and the method for calculating date of maximum light in Section 3. In Section 4, we discuss the specifics of the Supernova Identification (SNID) code (Blondin & Tonry 2007) classification of each SN in the sample. In Section 5, we present our procedure for creating spectral templates for SNID for the SNe in our sample using our data as well as prior published data. Our SNID templates can be downloaded via our METAL GitHub repository<sup>2</sup>, formerly known as the SNYU github page.

## 2. Spectroscopic Observations and Data Reduction

Our sample consists of 8 SNe Ib with data taken between 2016 and 2023 mainly by the Las Cumbres Observatory (LCO) (Brown et al. 2013) as part of the Global Supernova Project (GSP) (Howell 2024). These 8 SNe Ib were selected from the

<sup>1</sup> <https://www.wiserep.org/>

<sup>2</sup> <https://github.com/metal-sn/SESNeTemplate/tree/master>

GSP sample because a) they had observed photometry that covers the lightcurve peak in at least one band, so spectral phases could be calculated relative to the date of maximum (see Section 3 for details), and b) they had unpublished spectra, with at least three spectra before the date of V-band maximum light ( $t_{V_{\max}}$ ), such that we could study their early-time behavior. Additional data were taken as part of the LCO Supernova Key Project (Howell 2017) for SN 2016bau and by GSP members with other observatories.

Thus, we present a total of 82 photospheric ( $t_{V_{\max}} < 60$  days) optical spectra of 8 SNe Ib. We exclude nebular-phase spectra for this study since we focus on photospheric-phase classification. Our data set includes a total of 38 spectra taken before the V-band maximum light, which we refer to as early spectra, increasing the number of published SNe Ib with at least 3 early spectra by  $\sim 60\%$  and the number of publicly available early spectra of SNe Ib that satisfy the same criterion of at least three early spectra by  $\sim 37\%$ . Table 1 shows a summary of our data set. Figure 1 shows the spectral time series of the 8 SNe Ib in our sample.

Almost all (80 out of 82) optical spectra were taken using the FLOYDS spectrographs on the 2m telescopes at Siding Spring Observatory (COJ 2m), Australia, and Haleakala (OGG 2m), Hawaii. A 2 arcsec slit was placed on the SN along the parallactic angle (Filippenko 1982). The spectra are extracted from the raw images with wavelength scale and flux calibration applied by the FLOYDS pipeline<sup>3</sup>, following standard procedures (Valenti et al. 2014). One optical spectrum was taken with the Southern African Large Telescope (SALT) using the Robert Stobe Spectrograph (RSS; Smi 2006) through Rutgers University program 2022-1-MLT-004 (PI: Jha). The observations were taken with the PG0900 grating and 1.5'' wide longslit, giving a spectral resolution  $R = \lambda/\Delta\lambda \simeq 1000$ . The data were reduced using a custom pipeline based on standard Pyraf spectral reduction routines and the PySALT package (Crawford et al. 2010). Additionally, one spectrum was obtained with the Goodman High Throughput Spectrograph on the Southern Astrophysical Research (SOAR) 4.1m telescope. The spectrum was taken using the blue camera, covering the wavelength range 3500 – 7000 Å, with a 1'' slit and 400 mm<sup>-1</sup> line grating. We used the Goodman Spectroscopic Data Reduction Pipeline to perform bias and flat corrections, cosmic-ray removal, and wavelength calibration. Fluxes were calibrated to a standard star observed on the same night with the same instrumental setup.

The details of the observation log are presented in Appendix A Table A.1. All the spectra presented in this work will be made available through WISeREP.

For the identification of the supernova type, we initially relied on the classification available from the Transient Name Server (TNS<sup>4</sup>; Gal-Yam 2021), the official mechanism of the International Astronomical Union (IAU) for reporting new astronomical transients such as SN candidates. To further solidify the classification of the SNe, we ran the spectra taken closest to the date of the V-band maximum light and the early spectra through SNID. Three out of eight SNe have classifications that are different from what is listed on the TNS. Details on the classification methodology are discussed in Section 4.

### 3. Spectrum Phases and V-band Maximum Date Calculation

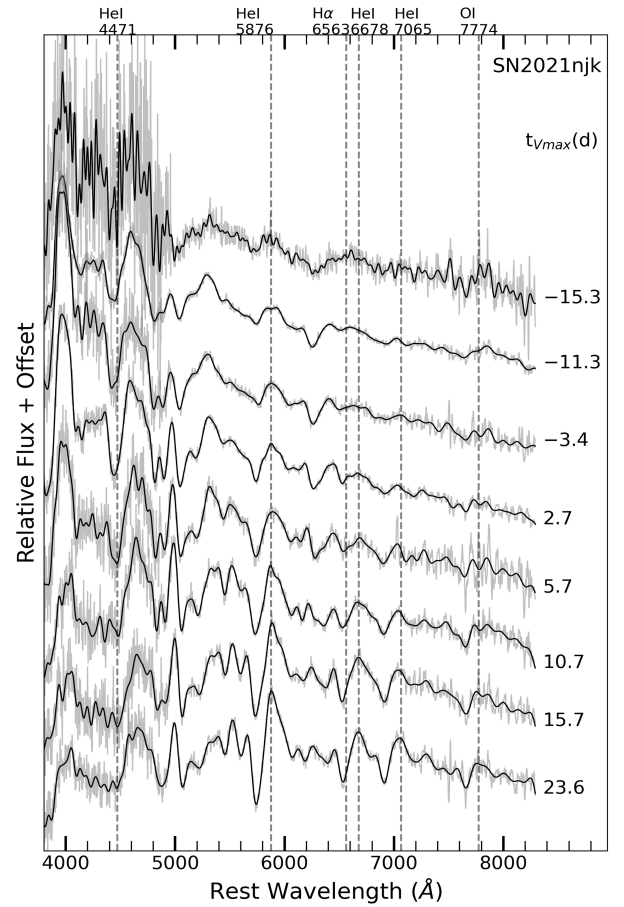
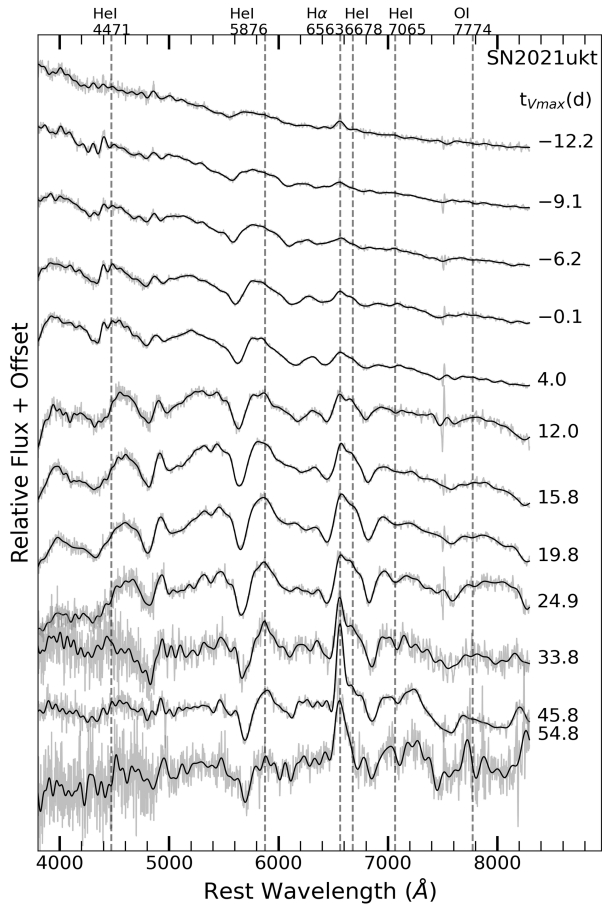
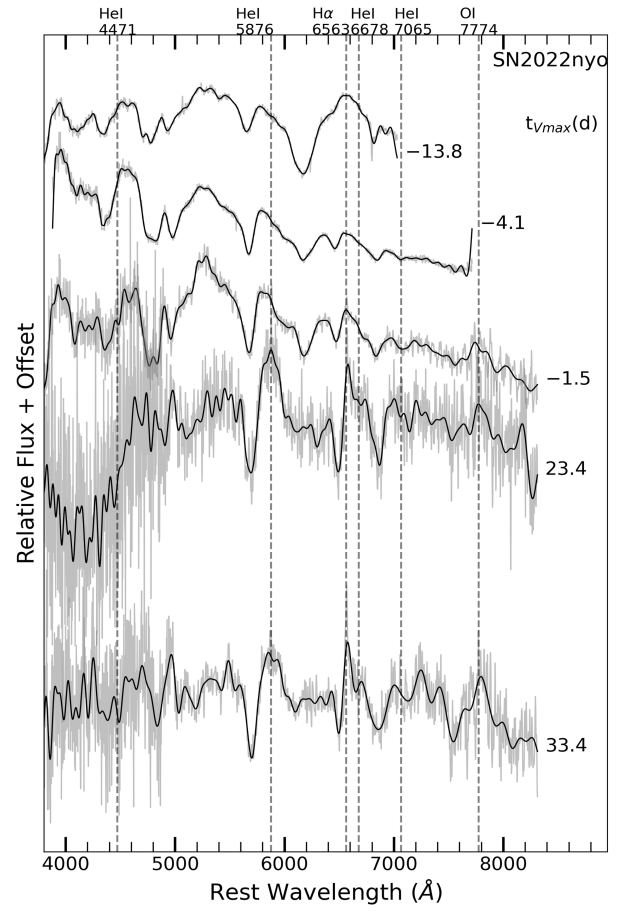
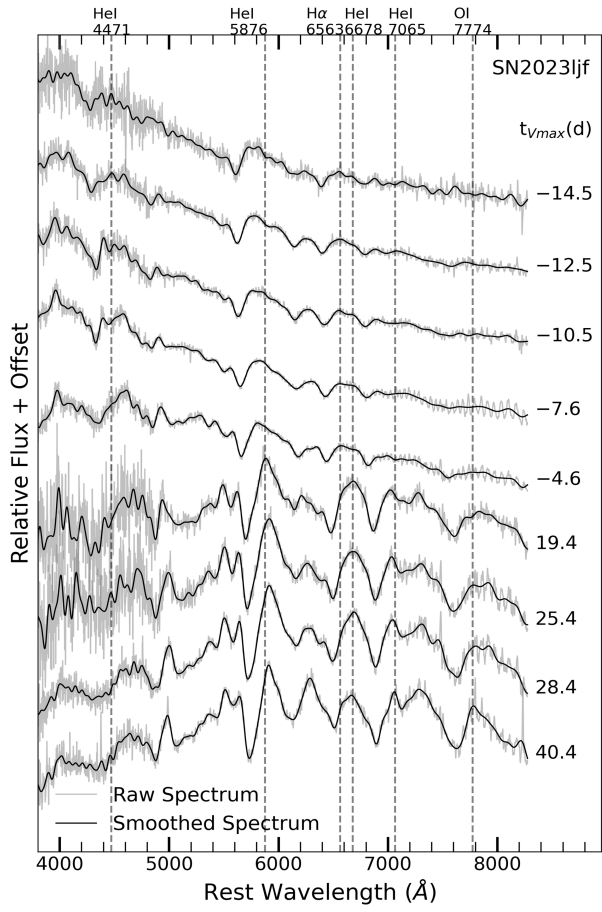
Determining the phase of each spectrum, or the epoch relative to maximum light, is essential for conducting a systematic analysis of different SN properties. Our phase calculations are based on the V-band maximum date ( $t_{V_{\max}}$ ), ensuring consistent tracking of the appearance of He lines across our sample. This approach also facilitates consistent comparisons with other population studies, such as those conducted by Liu et al. (2016a) and Holmbo et al. (2023), which similarly adopt the time of the V-band maximum date as their reference point for phase calculation.

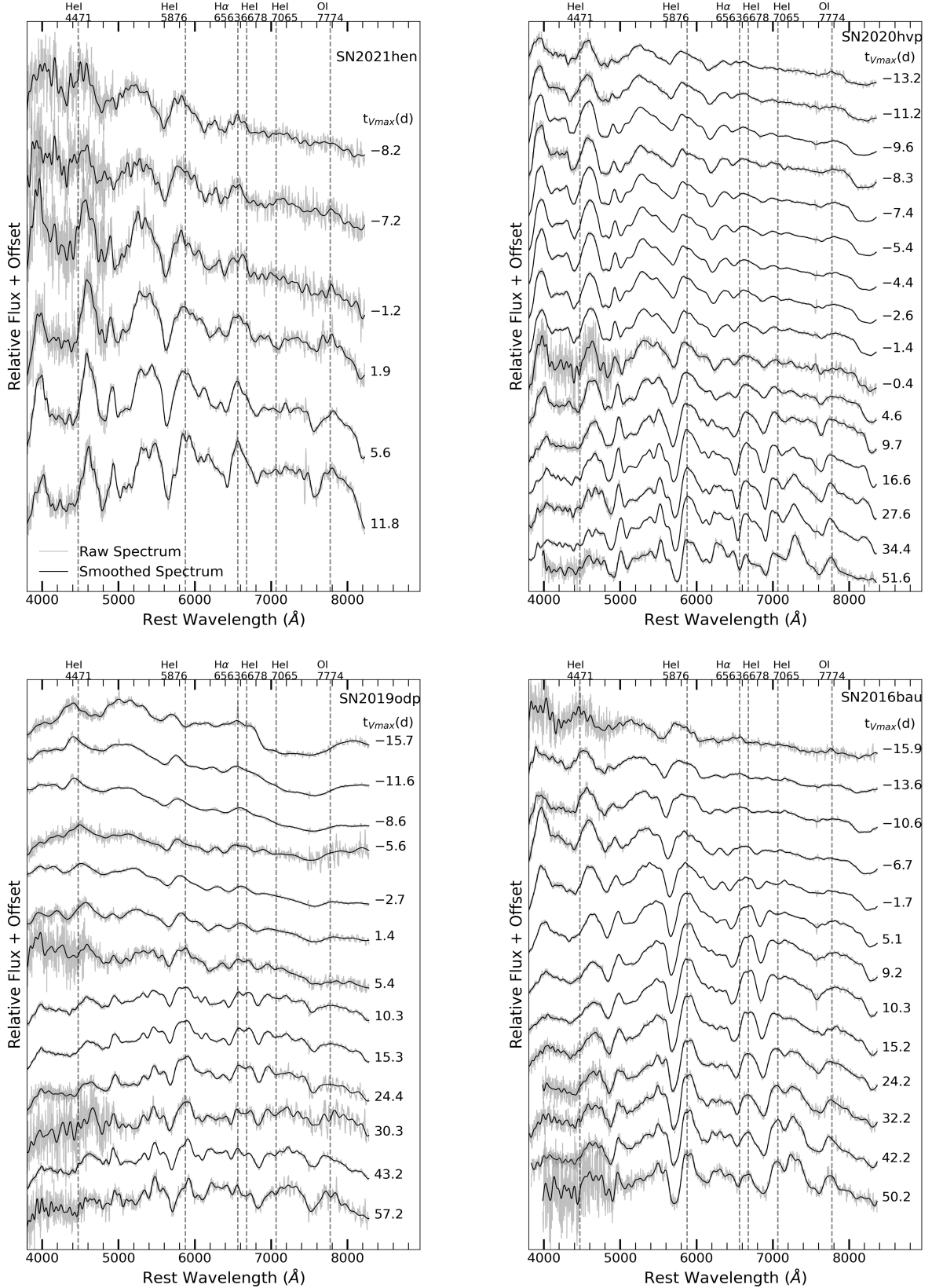
While all SNe in our sample have V-band light curves taken by LCO, 2 SNe lack a clear peak in the V-band light curve. For these two cases, namely SNe 2021hen and 2021ukt, we utilized the LCO i-band light curve to determine the maximum date in the i-band, as redder bands exhibit maxima at later times. We then convert the determined maximum date in the i-band to the maximum date in the V-band using Table 10 from Bianco et al. (2014), assuming these SN lightcurves have the same behavior as the SESNe in Bianco et al. (2014), which for SN 2021ukt is a large caveat (see section 4.3). This step adds a systematic uncertainty of  $\sim 1.5$  days. To measure the date of maximum light for the SNe in our sample, we follow Bianco et al. (2014) and use a Monte Carlo (MC) simulation process to fit a quadratic around the peak of the light curve for a given filter. The adopted date of maximum light is the mean of the maximum epochs across the MC realizations, and the error associated with the date of maximum light is the corresponding standard deviation. Table 1 shows the dates of maximum in the V band and their associated uncertainties that we calculated for each of the SNe in our data set.

We compare our calculated maximum dates for two SNe in our sample with previously published results and find general agreement. For SN 2019odp, we find a V-band maximum date of Modified Julian Date (MJD)  $58735.19 \pm 0.16$ , which is consistent with the findings of Schweyer et al. (2023), who reported a maximum date of MJD  $58734 \pm 1$  day in the g-band. For SN 2016bau, Aryan et al. (2021) found the maximum date in the B-band to be MJD  $57477.37 \pm 1.99$  days. For comparison, we converted our calculated V-band maximum date to the B-band equivalent by using Table 10 from Bianco et al. (2014), resulting in MJD  $57475.87 \pm 0.69$  days, with an additional systematic uncertainty of  $\sim 1.3$  days. Thus, our measured date of max for SN 2016bau is consistent within the uncertainties with the published determination by Aryan et al. (2021).

<sup>3</sup> <https://lco.global/documentation/data/floyds-pipeline/>

<sup>4</sup> <https://www.wis-tns.org/>





**Fig. 1:** Spectral time series for the eight SNe Ib presented in this work. The smoothed spectra (produced following the procedure described in Appendix B of Liu et al. (2016a), shown as solid black lines, are highlighted in the foreground, while the reduced spectra before smoothing are in gray in the background. Dashed vertical lines mark the He I 4471, He I 5876, He I 6678, He I 7065, H $\alpha$  6563, and O I 7774 lines, and the phases are relative to the date of the V-band maximum. Note that we manually removed galaxy emission lines from the spectra at  $t_{V_{max}}$  -13.8d and -4.1d of SN 2022nyo. All SNe were chosen to have at least three spectra before maximum light in V-band. Thus, the observed change in the SN types for almost half of our sample could be uncovered with our large number of pre-maximum and post-maximum spectra.

## 4. Supernova Classification via SNID

Ensuring a robust classification of SNe in our sample as Type Ib is an essential criterion for our data set. As discussed below in detail for each SN in our sample, we classify each SN by running the spectrum closest to the V-band peak ( $t_{V_{\max}} = 0$  days) through SNID (Blondin & Tonry 2007). We also run SNID on the early spectra (i.e.,  $t_{V_{\max}} < 0$ ), including the earliest spectra taken after discovery, to verify consistency and identify SNe showing uncertain or evolving early types. SNID operates by removing the continuum from the newly obtained spectrum (in order to focus on the spectral lines that define the most common SN types and to take out the effect of any reddening) and by cross-correlating it with a library of previously observed and classified SN spectra, called individual "SN templates". SNID provides a quality parameter called  $rlap$  to measure the correlation; generally, correlations with  $rlap > rlap_{\min} = 5.0$  are considered a good match (Blondin & Tonry 2007). Therefore, the SNID matches reflect spectral behavior in only the absorption lines, with stronger absorption lines having higher weights, and do not take into account the shape of the continuum. For the SNID SESN template libraries, we use the most up-to-date ones based on the Modjaz Group Sample (MGS; Modjaz et al. 2014; Liu et al. 2016a, 2017; Williamson et al. 2019a, Williamson et al. 2023) to ensure a robust classification of SNe in our sample.

Classifying early spectra has been difficult due to the limited availability of previously observed young SNe Ib templates in the SNID library, or in the libraries of any of the other SN identification codes, e.g., Superfit (Howell et al. 2005), GELATO (Harutyunyan et al. 2008), for that matter. For SNID, the current MGS so far includes 235 spectral templates of 22 SNe Ib with  $t_{V_{\max}} < 60$  days, but only 91 spectra have  $t_{V_{\max}} < 0$  days. Additionally, spectra may not develop strong identifiable features, which is a well-known case for the He lines (e.g. Liu et al. 2016a, Williamson et al. 2019a, Williamson et al. 2021). Therefore, while the spectra closest to the V-band maximum light of the SNe in our sample all match those of normal SNe Ib in the SNID library (since they were chosen as such to be included in this paper), some of them may have uncertain or evolving-types before maximum light, which we are uncovering in detail in this paper. For example, as discussed below for the individual SNe, the earliest spectra of SN 2023ljf, SN 2021ukt, and SN 2021njk do not strongly match any specific SN type. Additionally, SN 2022nyo, SN 2021ukt, and SN 2019odp show evolving types in their early spectra, as described in detail below. Furthermore, we compared our classification with the TNS classification attempts: Table 2 provides the TNS classification in detail for each SN in the sample. SN 2021ukt and SN 2021njk have different classifications than Type Ib on TNS. Below, we detail the discovery and classification information for each of the SNe in our sample. For our classification information, we report the SNID classification results for the earliest spectrum and the spectrum closest to the V-band maximum light, unless otherwise mentioned.

### 4.1. SN 2023ljf

SN 2023ljf was discovered by the Asteroid Terrestrial Impact Last Alert System (ATLAS; Tonry et al. 2018) on UT 2023-06-22 07:40:30 (MJD 60117.32) with a non-detection two days prior (Tonry et al. 2023). Pellegrino et al. (2023), as part of the GSP, obtained a classification spectrum of the object on UT 2023-06-23 09:29:05 ( $t_{V_{\max}} = -14.5$ d) and used it to classify SN 2023ljf as a young SN Ib on TNS. We ran our spectrum closest to the V-band maximum light taken on UT 2023-07-03 07:23:36

( $t_{V_{\max}} = -4.6$ d) through SNID. SNID found that the best type is a normal SN Ib, with 55.7% of the templates with  $rlap \geq rlap_{\min}$  corresponding to this type. We also ran our earliest spectrum taken on UT 2023-06-23 09:29:05 ( $t_{V_{\max}} = -14.5$ d) through SNID. SNID did not find any favored type or subtype for this spectrum. Note that Pellegrino et al. (2023) used the same spectrum to classify SN 2023ljf as a normal SN Ib on TNS. However, they do not mention the use of SNID for classification. For the subsequent spectrum taken on UT 2023-06-25 08:16:46 ( $t_{V_{\max}} = -12.5$ d), SNID found the best match to be SN Ib, with 74.6% of the templates with  $rlap \geq rlap_{\min}$  corresponding to normal SN Ib.

### 4.2. SN 2022nyo: transitioning from SN IIb to SN Ib

SN 2022nyo was discovered by the Distance Less Than 40 Mpc (DLT40) survey (Tartaglia et al. 2018) on 2022-06-30 06:22:01 (MJD 59760.27) with a non-detection 5 days prior (Pearson et al. 2022b). On TNS, 2022nyo is a Type Ib due to the classification of Pearson et al. (2022a), who used a spectrum taken on UT 2022-07-01 00:39:45 (MJD 59761.03) taken by the Gemini South telescope. We ran our spectrum closest to the V-band maximum light, taken on UT 2022-07-15 10:06:09 ( $t_{V_{\max}} = -1.5$ d) through SNID. SNID did not find a favored type match for this spectrum but found the best matches with normal SN Ib. However, the earliest spectrum of SN 2022nyo ( $t_{V_{\max}} = -13.8$ d) shows a prominent H $\alpha$  absorption feature around 6200 Å (implying an absorption velocity of  $\sim -20,000$  km/s, which is similar to other SNe IIb and SNe Ib at similar phases, see Fig. 2 in Liu et al. 2016b), which diminished in strength in the subsequent spectra starting at  $t_{V_{\max}} = +4.1$  days. SNID confirms the H-like feature in the earliest spectrum by finding its best match with the Type IIb SN 2008cw (Modjaz et al. 2014) and 87.5% of the templates with  $rlap \geq rlap_{\min}$  corresponding to Type IIb. Although the feature at 6200 Å could be due to other lines, such as C II 6580, Ne I 6402, or Si II 6355 (e.g., Branch et al. 2002; Tominaga et al. 2005; Elmhamdi et al. 2006; Parrent et al. 2007), several studies suggest that is most likely some H in SNe Ib (e.g. Liu et al. 2016a). A qualitatively similar early-time transition from Type IIb to Type Ib has been noted in SN 2022crv (Dong et al. 2023a; Gangopadhyay et al. 2023), though a similarly detailed study of SN 2022nyo is outside the scope of this paper.

### 4.3. SN 2021ukt: Peculiar SN Ib with IIn-like features

SN 2021ukt was discovered via the Zwicky Transient Facility (ZTF; Graham et al. 2019) on 2021-07-31 10:34:47 (MJD 59426.44) with a non-detection 7 days prior (De 2021). SN 2021ukt is a unique case within our sample given its peculiar evolution. TNS lists SN 2021ukt as a Type IIn due to the classification report of Hinkle (2021b), which was based on a quick-reduction spectrum at  $t_{V_{\max}} = -14.1$  days (1.9 days before our first spectrum) showing a strong blue continuum and narrow H $\alpha$  and H $\beta$  emission lines. For our earliest spectrum taken on UT 2021-08-03 11:41:04 ( $t_{V_{\max}} = -12.2$ d), SNID did not find any significant classification type for this spectrum - nevertheless, a narrow H $\alpha$  that can be well-fit by a Lorentzian shape with a FWHM  $1640^{+140}_{-130}$  km/s (see below for the fit) is visible, along with its blue continuum, fulfilling the classification criterion of a SN IIn. For the spectrum on UT 2021-08-06 12:17:32 ( $t_{V_{\max}} = -9.1$ d), SNID found matches to 19 SN templates with  $rlap \geq rlap_{\min}$ , without a strong match to any single type. Nevertheless, the beginning of the He absorption lines (at ca 15,000 km/s) are seen

**Table 2:** Supernova Type at initial classification and/or on TNS.

SN Name	Our Classification	TNS Classification	MJD of TNS Classification Spectrum	Phase (days) <sup>a</sup> of TNS Classification Spectrum	Reference
SN 2023ljf	Ib	Ib	60118.40	-14.5	<a href="#">Pellegrino et al. (2023)</a>
SN 2022nyo	I Ib -> Ib	Ib	59761.03	-15.9	<a href="#">Pearson et al. (2022a)</a>
SN 2021ukt	I In -> Ib	I In	59427.58	-14.1	<a href="#">Hinkle (2021a)</a>
SN 2021njc	Ib	Ib-pec	59364.41	-11.3	<a href="#">Hiramatsu et al. (2021)</a>
SN 2021hen	Ib	I Ib	59303.54 59306.00	-8.2 -5.7	<a href="#">Pellegrino et al. (2021)</a> <a href="#">Sollerman (2022)</a>
SN 2020hvp	Ib	Ib Ib	58962.74 58964.35	-13.2 -11.6	<a href="#">Burke et al. (2020)</a> <a href="#">Dahiwalé &amp; Fremling (2020)</a>
SN 2019odp	Ic-bl -> Ib	Ic-bl Ic-bl Ib	58718.22 58719.89	-17.0 -15.3	<a href="#">Brennan et al. (2019)</a> <a href="#">Fremling et al. (2019)</a> <a href="#">Schweyer et al. (2024)</a>
SN 2016bau	Ib	Ib	57461.97	-16.2	<a href="#">Benetti et al. (2016)</a>

**Notes.** <sup>a</sup> Phases are calculated with reference to the V-band maximum light.

in the spectra. For the following spectrum taken on UT 2021-08-09 11:57:22 ( $t_{V_{max}} = -6.2$ d), SNID found the favored type to be normal SN Ib, with 60.0% of the templates with  $rlap \geq rlapmin$  corresponding to this type. In addition, we ran our spectrum closest to the V-band maximum, taken on UT 2021-08-15 13:30:07 ( $t_{V_{max}} = -0.1$ d) through SNID. SNID found that the best-fitting type is a normal SN Ib, with 71.1% of the templates with  $rlap \geq rlapmin$  corresponding to normal SN Ib. Thus, we classify SN 2021ukt as a Type Ib based on the classification closest to the V-band maximum and mentions its type change in Tables 1 and 2.

SN 2021ukt displays a broad He I 5876Å absorption line which decreases in absorption velocity to  $\sim 8000$  km/s at 45.6 days, while the narrow H emission line persists throughout our spectra at varying strengths. As shown in Figure 2, the shape of the H $\alpha$  emission line evolves from a Lorentzian profile in our earliest spectrum, at  $t_{V_{max}} = -12.2$  days with FWHM  $1640^{+140}_{-130}$  km/s to a two-component Gaussian profile in our latest spectrum at  $t_{V_{max}} = +45.8$  days with a similarly narrow component (FWHM  $2090^{+47}_{-46}$  km/s). There is also an intriguing redshifted broad H $\alpha$  component in the spectrum at  $t_{V_{max}} = +45.8$  days centered at  $\sim 2680$  km/s, but its detailed interpretation is beyond the scope of this work. We obtained fits to the H $\alpha$  emission line by performing MCMC fits (10000 steps with a 1000-step burn-in run) with *emcee* (Foreman-Mackey et al. 2013) and adopted the 16th and 84th percentiles of the posterior distribution as the upper and lower error bars on the FWHM.

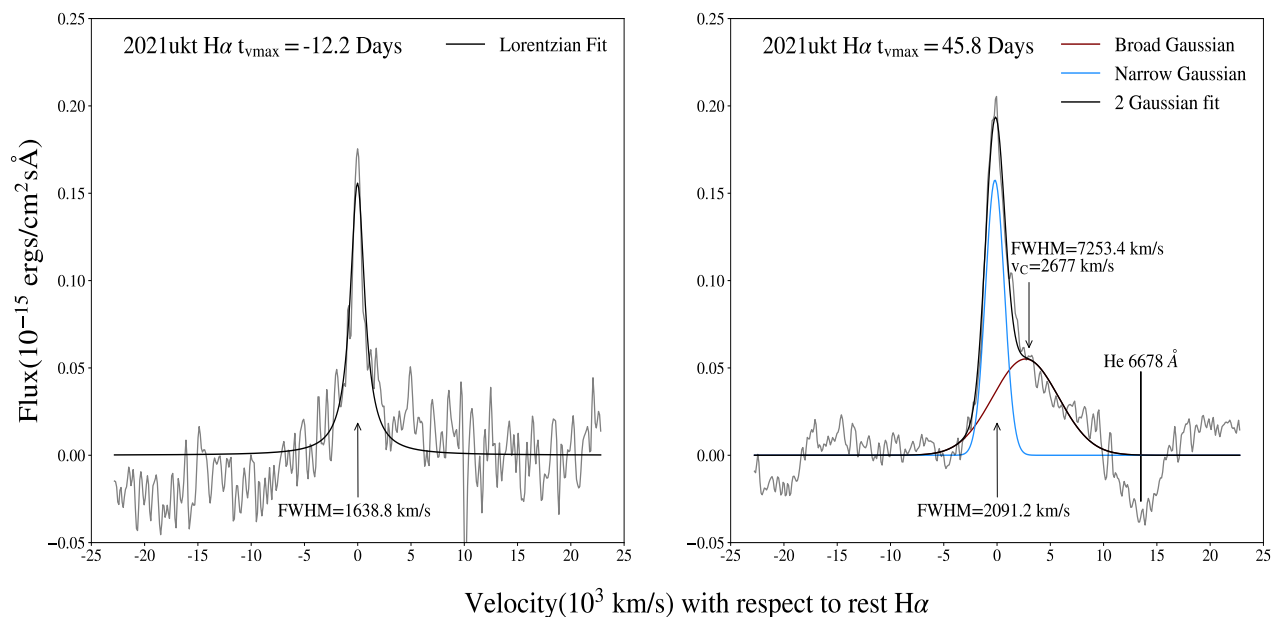
The combination of broad He absorption with a narrow H emission line at the same time is something that has never been seen up to this point for an SN of any type. While SN 2014C (Milisavljevic et al. 2015) has been known to evolve from a SN Ib to an SN I In and develop strong narrow emission lines, there has never been a case when a SN so strongly displayed characteristics of both subtypes at the same time. A detailed paper on this SN, focusing on modeling its light curve to infer the properties of its progenitor, will be presented by Pichay et al. (in prep).

#### 4.4. SN 2021njc

SN 2021njc was discovered by ATLAS on UT 2021-05-25 06:48:57 (MJD 59354.38) with a non-detection two days prior (Tonry et al. 2021) and classified by the GSP Hiramatsu et al. (2021). Given that the TNS classification spectrum, taken on UT 2021-05-30 09:51:19 ( $t_{V_{max}} = -11.3$ d), was obtained by LCO, this spectrum is also present in our study. SNID indicates the best match to SN 2005bf for this spectrum, in line with the TNS classification report by Hiramatsu et al. (2021). SN 2005bf is regarded as a peculiar Type Ib because it shows a light curve with two peaks and He lines with increasing velocity over time (Tomnaga et al. 2005). However, for the purpose of spectroscopic classification, we list SN 2005bf as normal SN Ib. Hiramatsu et al. (2021) also found a match with SN 1999ex using SNID and Superfit. Although Hiramatsu et al. (2021) claimed SN 1999ex as peculiar Type Ib, Modjaz et al. (2014) argued that SN 1999ex is a normal Type Ib and not an intermediate Ib/c. Additionally, we also found top matches with other normal SN Ib (iPTF13bvn, SN 2001ai, SN 2009jf) via SNID. We also ran the spectrum closest to the V-band maximum date, taken on UT 2021-06-13 10:05:47 ( $t_{V_{max}} = 2.7$ d) through SNID. Although SNID did not find a favored type, the top 6 template matches are normal Ib. Thus, we classify SN 2021njc as a normal SN Ib.

#### 4.5. SN 2021hen

SN 2021hen was discovered by the Automatic Learning for the Rapid Classification of Events (ALeRCE) broker team (Förster et al. 2021) on UT 2021-03-28 08:07:19.004 (MJD 59301.54) in ZTF data with a non-detection four days prior (Forster et al. 2021). SN 2021hen was initially classified as an SN I using a GSP-obtained spectrum by Pellegrino et al. (2021), who found SNID matches to both Type Ia and Type Ib SNe. This SN was reclassified as an SN Ib by Sollerman (2022) using a spectrum obtained 2.5 days after the initial classification spectrum. We ran the spectrum closest to the V-band maximum light, taken on UT 2021-04-06 11:54:36 ( $t_{V_{max}} = -1.2$ d) through SNID. SNID classified this spectrum as a normal SN Ib, with 37.2% of the templates with  $rlap \geq rlapmin$  corresponding to this type. For our earliest spectrum taken on UT 2021-03-30 13:01:37 ( $t_{V_{max}} = -$



**Fig. 2:** A zoom-in of the  $H\alpha$  emission line of SN 2021ukt at two epochs: the earliest one for which we have a spectrum ( $-12.2$  days before  $V$ -band maximum) and one of the latest. The results of the MCMC fitting performed on continuum-subtracted spectra are shown, with  $v_c$  referring to the central velocity of the broad Gaussian in the second spectrum. These careful fits to the  $H\alpha$  emission lines are important for the classification of SN 2021ukt as a SN Ib with II $n$  features - and at the earliest time, as a bona fide SN II $n$ .

8.2d), SNID classified this spectrum as normal Ib, with 41.8% of the templates with  $rlap \geq rlapmin$  corresponding to this type. Pellegrino et al. (2021) used the same spectrum for their initial classification on TNS, reporting SN 2021hen as Type Ia or Type Ib. But for our classification based on the same SN spectrum, SNID found the best match with SN Ib by using the updated MGS SNID template library with significantly more SESNe templates.

#### 4.6. SN 2020hvp

SN 2020hvp was discovered by ATLAS on UT 2020-04-21 12:24:28 (MJD 58960.50) with a non-detection two days prior (Tonry et al. 2020). It was classified as an SN Ib by both Burke et al. (2020) and Dahiwalé & Fremling (2020) using spectra obtained 2 and 4 days after discovery, respectively. We ran our spectrum closest to the  $V$ -band maximum, taken on UT 2020-05-06 14:08:49 ( $t_{vmax} = -0.4$ d) through SNID. SNID found that the best match is a normal SN Ib, with 29.3% of the templates with  $rlap \geq rlapmin$  corresponding to this type. For the earliest spectrum taken on UT 2020-04-23 17:50:18 ( $t_{vmax} = -13.2$ d), SNID did not find any favored type or subtype, but the top 6 template matches are normal SNe Ib.

#### 4.7. SN 2019odp: transitioning from SN Ic-bl to SN Ib

SN 2019odp is an interesting transitional object, which shows features like SNe Ic-bl before the  $V$ -band maximum light ( $t_{vmax} < 0$ ) but transitions to Type Ib afterwards (see also Schweyer et al. 2023 with their own set of spectra for this SN). SN 2019odp was discovered (Nordin et al. 2019) by ZTF on UT 2019-08-21 09:19:53 (MJD 58716.39) with a non-detection 7 days prior and was initially classified as SNe Ic-bl on 23 August 2019 (MJD = 58718.2) by Brennan et al. (2019) as part of the ePESSTO+ survey (Smartt et al. 2015). Using presumably the same spectrum,

Schweyer et al. (2023) found that the spectrum was observed 16 days before the  $g$ -band peak ( $t_{gmax} = -16$ d) and that it matches SNe Ic-bl. However, they reclassified SN 2019odp as Type Ib based on the spectrum taken 26 days after the  $g$ -band peak ( $t_{gmax} = 26$ d). Thus, Schweyer et al. (2024) updated the classification of SN 2019odp as Type Ib on TNS. We ran the early spectra and the spectrum closest to the  $V$ -band peak date through SNID. SNID found SN 2007bi, a hydrogen-poor super-luminous SN Ic (SLSNe Ic; Liu et al. 2017), as the best match for the earliest spectrum ( $t_{vmax} = -15.7$ d). For the subsequent three early spectra ( $t_{vmax} = -11.6$ d,  $-8.7$ d,  $-5.6$ d), SNID found the best match with SN 1999bw (SNe Ic-bl; Patat et al. 2001). Liu et al. (2017) found that the average absorption velocities are similar for SLSNe Ic and SNe Ic-bl, suggesting high velocity features in the earliest spectrum of SN 2019odp. The best match for our spectrum at  $-2.7$ d is a normal SN Ic, SN 2013ge. For the spectrum closest to the  $V$ -band maximum light, taken on UT 2019-09-10 13:47:02 ( $t_{vmax} = 1.4$ d), SNID found that the best-fitting type is normal Ib, with 55.9% of the templates with  $rlap \geq rlapmin$  corresponding to this type. Thus, we re-classify SN 2019odp as a normal SN Ib based on spectra very close to maximum light (at  $t_{vmax} = 1.4$ d) – 3 weeks earlier than Schweyer et al. (2023) did – and indicate its transitional nature in Tables 1 and 2 with "Ic-bl  $\rightarrow$  Ib". This transition from a SN Ic-bl to a SN Ib has been observed once before, in the famous SN 2008D, whose spectra resembled that of Type Ic-bl shortly after explosion, i.e., 15–10 days before the date of maximum light, but developed narrow absorption lines of helium by the date of maximum light (Soderberg et al. 2008; Mazzali et al. 2008, Modjaz et al. 2009), similar to SN 2019odp.

#### 4.8. SN 2016bau

SN 2016bau was discovered on UT 2016-03-13 23:22:33 (MJD 57460.97) with a non-detection 9 days prior (Arbour 2016). It



was classified as an SN Ib on TNS using a classification spectrum obtained one day after discovery (Benetti et al. 2016). We ran our spectrum closest to the V-band maximum, taken on UT 2016-03-29 10:25:44 ( $t_{V_{\max}} = -1.7$ d) through SNID. SNID found that the best-fitting type is normal SN Ib, with 48.1% of the templates with  $\text{rlap} \geq \text{rlapmin}$  corresponding to this type. For the earliest spectrum taken on UT 2016-03-15 05:24:59 ( $t_{V_{\max}} = -15.9$ d), SNID found that the best-fitting type is normal SN Ib, with 62.5% of the templates with  $\text{rlap} \geq \text{rlapmin}$  corresponding to this type. We note that Aryan et al. (2021) published their own extensive data set on this SN (including eight optical spectra, two of which were taken before maximum light), with a date of maximum calculation that is consistent with ours (see Section 3).

## 5. Constructing SNID Templates from our Sample of Young SNe Ib, Including Published Spectra

In order to improve the classification by SNID, it is crucial to enrich the SNID library by adding more classified SN templates of early SNe Ib. We created SNID templates using the 82 photospheric spectra of the 8 SNe Ib published in this work. In addition, we included the 19 spectra of SN 2019odp published in Schweyer et al. (2023) and 6 spectra of SN 2016bau published in Aryan et al. (2021) when creating the SNID templates of those SNe. We used the *logwave*<sup>5</sup> function in SNID to create spectral templates that are compatible with SNID 5.0. Our work adds 38 new SNe Ib spectra with  $t_{V_{\max}} < 0$  to the SNID library, increasing the early SNe Ib spectra by  $\sim 43\%$ . Including previously published spectra for SN 2019odp and SN 2016bau as mentioned above, the total increase is  $\sim 54\%$ . SNID templates for the SNe Ib presented in this paper are publicly available via the METAL GitHub repository<sup>6</sup>, along with the previously published Modjaz Group sample (MGS) SNID templates, including those of Young SN Ic from Williamson et al. (2023).

## 6. Conclusions

In the era of transient surveys with extensive sky coverage and rapid cadences such as ATLAS and ZTF, and with LSST on the horizon, prompt and accurate classification of young SNe holds significant importance for subsequent follow-up observations. In this paper, we present a data set of 82 photospheric spectra of 8 SNe Ib, which includes a total of 38 spectra observed before the V-band maximum. This spectral data set is publicly available via WISEREP. This data set increases the number of published SNe Ib with at least three premaximum spectra by 60% and the number of available premaximum SNe Ib spectra in the SNID template library by  $\sim 43\%$ .

Our findings have a number of implications for the identification efforts of the SN community:

1) As mentioned above, almost half of our sample had a different type than listed in TNS or an evolving type over time, similar to the sample of Young SNe Ic we published in Williamson et al. (2023). Thus, we suggest that the community keep observing and classifying SNe Ib over time when they are discovered young - and in general young CCSNe, including Young SNe Ic - so that the community can be alerted about any SNe that change types or develop peculiarities. In addition, since one

three of our SN sample had time-evolving types (SN 2019odp, SN 2021ukt, and 2022nyo), with additional ones in the literature (e.g., SN 2008D, SN 2022crv) we suggest that alternative SN identification methods are used that can capture the SN's amount of transitioning between different SESN subclasses - one such method was suggested by us in Williamson et al. (2019b), where we developed a PCA method for the photospheric spectra of SESNe which can naturally capture transition SNe (as applied to SN 2022crv, see Figure 17 in Dong et al. 2023b).

2) Incorporating early SN spectra into classification libraries as well as training sets for machine learning tools can improve the classification of young SNe. We suggest that the spectra of young SNe Ib, such as those presented here, are included in the spectral libraries of the various SN identification codes, e.g. SNID (Blondin et al. 2006), Superfit (Howell et al. 2005) and GELATO (Harutyunyan et al. 2008). For the benefit of the community, we produce and make public the SNID templates of our Young SNe Ib spectral dataset in this paper.

Our release of these young spectra, which offer information about the outermost layers of SNe Ib ejecta, will hopefully facilitate work on constraining the characteristics and mass-loss mechanism of the SN progenitor and on investigating different spectral characteristics, such as measuring line velocities and strength, to quantify diversity in SNe Ib at early times.

*Acknowledgements.* This work makes use of observations from the Las Cumbres Observatory global telescope network. M.M. and the METAL group at UVa acknowledge support in part from ADAP program grant No. 80NSSC22K0486, from the NSF grant AST-2206657 and from the HST GO program HST-GO-16656. The Las Cumbres Observatory group is supported by NSF grants AST-1911225 and AST-1911151. The SALT spectrum of SN 2022nyo was obtained through Rutgers University program 2022-1-MLT-004 (PI: SWJ).

*Software:* Astropy (Astropy Collaboration et al. 2018), Matplotlib (Hunter 2007), Numpy (Harris et al. 2020). Additionally, TeXGPT, a variant of GPT language model (Radford et al. 2018) for LaTeX assistance on Overleaf, is used as an editing tool.

## References

- 2006, LNCS, Vol. 6269, (Bellingham)
- Arbour, R. 2016, Transient Name Server Discovery Report, 2016-215, 1
- Aryan, A., Pandey, S. B., Zheng, W., et al. 2021, MNRAS, 505, 2530
- Astropy Collaboration, Price-Whelan, A. M., Sipőcz, B. M., et al. 2018, AJ, 156, 123
- Benetti, S., Cappellaro, E., Elias-rosa, N., Pastorello, A., & Tomasella, L. 2016, Transient Name Server Classification Report, 2016-224, 1
- Bianco, F., Modjaz, M., Hicken, M., et al. 2014, The Astrophysical Journal Supplement Series, 213, 19
- Blondin, S., Dessart, L., Leibundgut, B., et al. 2006, The Astronomical Journal, 131, 1648
- Blondin, S. & Tonry, J. L. 2007, ApJ, 666, 1024
- Branch, D., Benetti, S., Kasen, D., et al. 2002, The Astrophysical Journal, 566, 1005
- Brennan, S., Fraser, M., Ihanec, N., Gromadzki, M., & Yaron, O. 2019, Transient Name Server Classification Report, 2019-1595, 1
- Brown, T., Baliber, N., Bianco, F., et al. 2013, Publications of the Astronomical Society of the Pacific, 125, 1031
- Burke, J., Hiramatsu, D., Howell, D. A., et al. 2020, Transient Name Server Classification Report, 2020-1129, 1
- Cano, Z., Wang, S.-Q., Dai, Z.-G., & Wu, X.-F. 2017, Advances in Astronomy, 2017, 8929054
- Clocchiatti, A., Wheeler, J. C., Phillips, M. M., et al. 1997, ApJ, 483, 675
- Crawford, S. M., Still, M., Schellart, P., et al. 2010, in Society of Photo-Optical Instrumentation Engineers (SPIE) Conference Series, Vol. 7737, Observatory Operations: Strategies, Processes, and Systems III, ed. D. R. Silva, A. B. Peck, & B. T. Soifer, 773725
- Dahiwale, A. & Fremling, C. 2020, Transient Name Server Classification Report, 2020-1523, 1
- De, K. 2021, Transient Name Server Discovery Report, 2021-2632, 1
- Dong, Y., Valenti, S., Ashall, C., et al. 2023a, arXiv e-prints, arXiv:2309.09433
- Dong, Y., Valenti, S., Ashall, C., et al. 2023b, arXiv e-prints, arXiv:2309.09433

<sup>5</sup> <https://people.lam.fr/blondin.stephane/software/snid/howto.html#logwave>

<sup>6</sup> <https://github.com/metal-sn/SESNtemple/tree/master>

- Elmhamdi, A., Danziger, I., Branch, D., et al. 2006, *Astronomy & Astrophysics*, 450, 305
- Filippenko, A. V. 1982, *PASP*, 94, 715
- Filippenko, A. V. 1997, *ARA&A*, 35, 309
- Filippenko, A. V., Barth, A. J., Matheson, T., et al. 1995, *The Astrophysical Journal*, 450, L11
- Filippenko, A. V., Matheson, T., & Ho, L. C. 1993, *The Astrophysical Journal*, 415, L103
- Foreman-Mackey, D., Hogg, D. W., Lang, D., & Goodman, J. 2013, *PASP*, 125, 306
- Forster, F., Bauer, F. E., Pignata, G., et al. 2021, *Transient Name Server Discovery Report*, 2021-942, 1
- Förster, F., Cabrera-Vives, G., Castillo-Navarrete, E., et al. 2021, *AJ*, 161, 242
- Fremling, C., Sharma, Y., & Dahiwal, A. 2019, *Transient Name Server Classification Report*, 2019-2847, 1
- Fremling, C., Sollerman, J., Kasliwal, M. M., et al. 2018, *A&A*, 618, A37
- Gal-Yam, A. 2017, in *Handbook of Supernovae*, ed. A. W. Alsabti & P. Murdin, 195
- Gal-Yam, A. 2021, in *American Astronomical Society Meeting Abstracts*, Vol. 53, *American Astronomical Society Meeting Abstracts*, 423.05
- Gangopadhyay, A., Maeda, K., Singh, A., et al. 2023, *ApJ*, 957, 100
- Graham, M. J., Kulkarni, S. R., Bellm, E. C., et al. 2019, *PASP*, 131, 078001
- Hammer, N. J., Janka, H. T., & Müller, E. 2010, *ApJ*, 714, 1371
- Harris, C. R., Millman, K. J., van der Walt, S. J., et al. 2020, *Nature*, 585, 357
- Harutyunyan, A. H., Pfahler, P., Pastorello, A., et al. 2008, *A&A*, 488, 383
- Hinkle, J. 2021a, *Transient Name Server Classification Report*, 2021-2645, 1
- Hinkle, J. 2021b, *Transient Name Server Classification Report*, 2021-2645, 1
- Hiramatsu, D., Burke, J., Howell, D. A., et al. 2021, *Transient Name Server Classification Report*, 2021-1876, 1
- Holmbo, S., Stritzinger, M. D., Karamahmetoglu, E., et al. 2023, *A&A*, 675, A83
- Howell, A. 2024, in *American Astronomical Society Meeting Abstracts*, Vol. 56, *American Astronomical Society Meeting Abstracts*, 232.01
- Howell, D. A. 2017, in *American Astronomical Society Meeting Abstracts*, Vol. 229, *American Astronomical Society Meeting Abstracts #229*, 341.10
- Howell, D. A., Sullivan, M., Perrett, K., et al. 2005, *ApJ*, 634, 1190
- Hunter, J. D. 2007, *Computing in Science & Engineering*, 9, 90
- Ivezić, Ž., Kahn, S. M., Tyson, J. A., et al. 2019, *ApJ*, 873, 111
- Liu, Y.-Q., Modjaz, M., & Bianco, F. B. 2017, *ApJ*, 845, 85
- Liu, Y.-Q., Modjaz, M., Bianco, F. B., & Graur, O. 2016a, *ApJ*, 827, 90
- Liu, Y.-Q., Modjaz, M., Bianco, F. B., & Graur, O. 2016b, *ApJ*, 827, 90
- Lucy, L. B. 1991, *ApJ*, 383, 308
- Matheson, T., Filippenko, A. V., Barth, A. J., et al. 2000a, *The Astronomical Journal*, 120, 1487
- Matheson, T., Filippenko, A. V., Ho, L. C., Barth, A. J., & Leonard, D. C. 2000b, *The Astronomical Journal*, 120, 1499
- Mazzali, P. A., Valenti, S., Della Valle, M., et al. 2008, *Science*, 321, 1185
- Milisavljevic, D., Margutti, R., Kamble, A., et al. 2015, *ApJ*, 815, 120
- Modjaz, M. 2011, *Astronomische Nachrichten*, 332, 434
- Modjaz, M., Blondin, S., Kirshner, R. P., et al. 2014, *The Astronomical Journal*, 147, 99
- Modjaz, M., Gutiérrez, C. P., & Arcavi, I. 2019, *Nature Astronomy*, 3, 717
- Modjaz, M., Li, W., Butler, N., et al. 2009, *ApJ*, 702, 226
- Modjaz, M., Liu, Y. Q., Bianco, F. B., & Graur, O. 2016, *ApJ*, 832, 108
- Nordin, J., Brinnel, V., Giomi, M., et al. 2019, *Transient Name Server Discovery Report*, 2019-1585, 1
- Parrent, J., Branch, D., Troxel, M. A., et al. 2007, *PASP*, 119, 135
- Patat, F., Cappellaro, E., Danziger, J., et al. 2001, *ApJ*, 555, 900
- Pearson, J., Andrews, J. E., Bostroem, K. A., et al. 2022a, *Transient Name Server Classification Report*, 2022-2031, 1
- Pearson, J., Andrews, J. E., Bostroem, K. A., et al. 2022b, *Transient Name Server Discovery Report*, 2022-1829, 1
- Pellegrino, C., Burke, J., Hiramatsu, D., et al. 2021, *Transient Name Server Classification Report*, 2021-963, 1
- Pellegrino, C., Farah, J., Howell, D. A., et al. 2023, *Transient Name Server Classification Report*, 2023-1474, 1
- Prentice, S. J., Ashall, C., James, P. A., et al. 2019, *MNRAS*, 485, 1559
- Radford, A., Wu, J., Child, R., et al. 2018
- Richmond, M. W., Van Dyk, S., Ho, W., et al. 1996, *The Astronomical Journal*, 111, 327
- Schweyer, T., Sollerman, J., Jerkstrand, A., et al. 2024, *Transient Name Server Classification Report*, 2024-1671, 1
- Schweyer, T., Sollerman, J., Jerkstrand, A., et al. 2023, *arXiv e-prints*, arXiv:2303.14146
- Smartt, S. J., Valenti, S., Fraser, M., et al. 2015, *A&A*, 579, A40
- Soderberg, A. M., Berger, E., Page, K. L., et al. 2008, *Nature*, 453, 469
- Sollerman, J. 2022, *Transient Name Server Classification Report*, 2022-1989, 1
- Tartaglia, L., Sand, D. J., Valenti, S., et al. 2018, *ApJ*, 853, 62
- Tominaga, N., Tanaka, M., Nomoto, K., et al. 2005, *ApJ*, 633, L97
- Tonry, J., Denneau, L., Heinze, A., et al. 2020, *Transient Name Server Discovery Report*, 2020-1094, 1
- Tonry, J., Denneau, L., Heinze, A., et al. 2021, *Transient Name Server Discovery Report*, 2021-1799, 1
- Tonry, J., Denneau, L., Weiland, H., et al. 2023, *Transient Name Server Discovery Report*, 2023-1450, 1
- Tonry, J. L., Denneau, L., Heinze, A. N., et al. 2018, *PASP*, 130, 064505
- Valenti, S., Sand, D., Pastorello, A., et al. 2014, *MNRAS*, 438, L101
- Williamson, M., Kerzendorf, W., & Modjaz, M. 2021, *The Astrophysical Journal*, 908, 150
- Williamson, M., Modjaz, M., & Bianco, F. B. 2019a, *ApJ*, 880, L22
- Williamson, M., Modjaz, M., & Bianco, F. B. 2019b, *ApJ*, 880, L22
- Williamson, M., Vogl, C., Modjaz, M., et al. 2023, *ApJ*, 944, L49
- Woosley, S. E. & Bloom, J. S. 2006, *ARA&A*, 44, 507
- Yaron, O. & Gal-Yam, A. 2012, *PASP*, 124, 668

## Appendix A: Observation Log

Table A.1: Spectra Observation Log of Young Type Ib.

SN ( $t_{V_{\max}}$ days)	Date of Observation	Telescope/Instrument	Exposure (s)	Slit (arcsec)	Airmass
SN 2023ljf(-14.5)	2023-06-23 09:29:05	OGG 2m/FLOYDS	3600	2''	1.42
SN 2023ljf(-12.5)	2023-06-25 08:16:46	OGG 2m/FLOYDS	3600	2''	1.42
SN 2023ljf(-10.5)	2023-06-27 08:21:33	OGG 2m/FLOYDS	2700	2''	1.19
SN 2023ljf(-7.6)	2023-06-30 06:25:18	OGG 2m/FLOYDS	2700	2''	1.04
SN 2023ljf(-4.6)	2023-07-03 07:23:36	OGG 2m/FLOYDS	2700	2''	1.12
SN 2023ljf(19.4)	2023-07-27 07:20:07	OGG 2m/FLOYDS	2700	2''	1.4
SN 2023ljf(25.4)	2023-08-02 05:57:19	OGG 2m/FLOYDS	2700	2''	1.12
SN 2023ljf(28.4)	2023-08-05 06:20:32	OGG 2m/FLOYDS	2700	2''	1.29
SN 2023ljf(40.4)	2023-08-17 05:59:48	OGG 2m/FLOYDS	2700	2''	1.41
SN 2022nyo(-13.8) <sup>a</sup>	2022-07-03 01:55:28	SOAR 4.1m/GHTS BLUE	1800	1''	1.43
SN 2022nyo(-4.1) <sup>a</sup>	2022-07-12 18:29:14	SALT/RSS	1533	1.5''	1.27
SN 2022nyo(-1.5)	2022-07-15 10:06:09	COJ 2m/FLOYDS	2700	2''	1.4
SN 2022nyo(23.4)	2022-08-09 08:30:45	COJ 2m/FLOYDS	2700	2''	1.42
SN 2022nyo(33.4)	2022-08-19 08:36:22	COJ 2m/FLOYDS	2700	2''	1.68
SN 2021ukt(-12.2)	2021-08-03 11:41:04	OGG 2m/FLOYDS	1200	2''	1.39
SN 2021ukt(-9.1)	2021-08-06 12:17:32	OGG 2m/FLOYDS	1200	2''	1.21
SN 2021ukt(-6.2)	2021-08-09 11:57:22	OGG 2m/FLOYDS	1200	2''	1.24
SN 2021ukt(-0.1)	2021-08-15 13:30:07	OGG 2m/FLOYDS	1200	2''	1.08
SN 2021ukt(4.0)	2021-08-19 14:38:17	OGG 2m/FLOYDS	1200	2''	1.16
SN 2021ukt(12.0)	2021-08-27 15:10:45	COJ 2m/FLOYDS	1200	2''	1.2
SN 2021ukt(15.8)	2021-08-31 10:25:41	OGG 2m/FLOYDS	1199	2''	1.25
SN 2021ukt(19.8)	2021-09-04 12:08:46	OGG 2m/FLOYDS	1200	2''	1.08
SN 2021ukt(24.9)	2021-09-09 12:43:45	COJ 2m/FLOYDS	2700	2''	1.47
SN 2021ukt(33.8)	2021-09-18 10:51:57	OGG 2m/FLOYDS	3600	2''	1.09
SN 2021ukt(45.8)	2021-09-30 09:59:09	OGG 2m/FLOYDS	3600	2''	1.09
SN 2021ukt(54.8)	2021-10-09 10:46:54	COJ 2m/FLOYDS	3600	2''	1.44
SN 2021nj(-15.3)	2021-05-26 10:39:13	COJ 2m/FLOYDS	2700	2''	1.20
SN 2021nj(-11.3)	2021-05-30 09:51:19	COJ 2m/FLOYDS	3600	2''	1.14
SN 2021nj(-3.4)	2021-06-07 08:07:57	COJ 2m/FLOYDS	1800	2''	1.02
SN 2021nj(2.7)	2021-06-13 10:05:47	COJ 2m/FLOYDS	1800	2''	1.3
SN 2021nj(5.7)	2021-06-16 10:20:45	COJ 2m/FLOYDS	1800	2''	1.42
SN 2021nj(10.7)	2021-06-21 09:43:39	COJ 2m/FLOYDS	1800	2''	1.34
SN 2021nj(15.7)	2021-06-26 09:47:11	COJ 2m/FLOYDS	2700	2''	1.51
SN 2021nj(23.6)	2021-07-04 09:31:19	COJ 2m/FLOYDS	2700	2''	1.61
SN 2021hen(-8.2)	2021-03-30 13:01:37	OGG 2m/FLOYDS	3600	2''	1.24
SN 2021hen(-7.2)	2021-03-31 11:53:45	OGG 2m/FLOYDS	3600	2''	1.08
SN 2021hen(-1.2)	2021-04-06 11:54:36	OGG 2m/FLOYDS	3600	2''	1.12
SN 2021hen(1.9)	2021-04-09 14:13:33	COJ 2m/FLOYDS	3600	2''	1.85
SN 2021hen(5.6)	2021-04-13 08:26:33	OGG 2m/FLOYDS	3600	2''	1.05
SN 2021hen(11.8)	2021-04-19 12:16:47	OGG 2m/FLOYDS	3600	2''	1.38
SN 2020hvp(-13.2)	2020-04-23 17:50:18	COJ 2m/FLOYDS	3600	2''	1.34
SN 2020hvp(-11.2)	2020-04-25 17:41:11	COJ 2m/FLOYDS	1800	2''	1.28
SN 2020hvp(-9.6)	2020-04-27 09:20:25	OGG 2m/FLOYDS	1800	2''	1.48
SN 2020hvp(-8.3)	2020-04-28 16:41:04	COJ 2m/FLOYDS	1200	2''	1.17
SN 2020hvp(-7.4)	2020-04-29 13:46:48	OGG 2m/FLOYDS	1200	2''	1.20
SN 2020hvp(-5.4)	2020-05-01 12:22:17	OGG 2m/FLOYDS	1200	2''	1.09
SN 2020hvp(-4.4)	2020-05-02 14:08:36	OGG 2m/FLOYDS	900	2''	1.30
SN 2020hvp(-2.6)	2020-05-04 08:53:23	OGG 2m/FLOYDS	900	2''	1.52
SN 2020hvp(-1.4)	2020-05-05 12:57:46	OGG 2m/FLOYDS	900	2''	1.15
SN 2020hvp(-0.4)	2020-05-06 14:08:49	COJ 2m/FLOYDS	900	2''	1.20
SN 2020hvp(4.6)	2020-05-11 13:07:53	COJ 2m/FLOYDS	900	2''	1.29
SN 2020hvp(9.7)	2020-05-16 16:25:52	COJ 2m/FLOYDS	900	2''	1.27
SN 2020hvp(16.6)	2020-05-23 12:49:18	OGG 2m/FLOYDS	1800	2''	1.35
SN 2020hvp(27.6)	2020-06-03 12:15:10	OGG 2m/FLOYDS	1800	2''	1.39
SN 2020hvp(34.4)	2020-06-10 07:46:35	OGG 2m/FLOYDS	2400	2''	1.17

**Table A.1:** continued.

SN ( $t_{V_{\max}}$ days)	Date of Observation	Telescope/Instrument	Exposure (s)	Slit (arcsec)	Airmass
SN 2020hvp(51.6)	2020-06-27 13:34:03	COJ 2m/FLOYDS	2700	2''	1.30
SN 2019odp(-15.7)	2019-08-24 12:44:36	OGG 2m/FLOYDS	3600	2''	1.14
SN 2019odp(-11.6)	2019-08-28 13:33:07	OGG 2m/FLOYDS	3599	2''	1.38
SN 2019odp(-8.7)	2019-08-31 13:35:03	OGG 2m/FLOYDS	3600	2''	1.46
SN 2019odp(-5.6)	2019-09-03 13:46:45	COJ 2m/FLOYDS	3600	2''	1.43
SN 2019odp(-2.7)	2019-09-06 11:08:12	OGG 2m/FLOYDS	2700	2''	1.04
SN 2019odp(1.4)	2019-09-10 13:47:02	COJ 2m/FLOYDS	2700	2''	1.43
SN 2019odp(5.4)	2019-09-14 14:48:18	COJ 2m/FLOYDS	2700	2''	1.58
SN 2019odp(10.3)	2019-09-19 12:10:09	OGG 2m/FLOYDS	2700	2''	1.35
SN 2019odp(15.3)	2019-09-24 11:23:11	OGG 2m/FLOYDS	2700	2''	1.23
SN 2019odp(24.4)	2019-10-03 13:29:53	COJ 2m/FLOYDS	2700	2''	1.57
SN 2019odp(30.3)	2019-10-09 12:35:08	COJ 2m/FLOYDS	2700	2''	1.48
SN 2019odp(43.2)	2019-10-22 09:12:29	OGG 2m/FLOYDS	3600	2''	1.2
SN 2019odp(57.2)	2019-11-05 10:23:11	COJ 2m/FLOYDS	3600	2''	1.46
SN 2016bau(-15.9)	2016-03-15 05:24:59	OGG 2m/FLOYDS	2700	2''	1.99
SN 2016bau(-13.6)	2016-03-17 13:01:07	OGG 2m/FLOYDS	2700	2''	1.56
SN 2016bau(-10.6)	2016-03-20 12:47:21	OGG 2m/FLOYDS	2700	2''	1.55
SN 2016bau(-6.7)	2016-03-24 12:04:09	OGG 2m/FLOYDS	2700	2''	1.44
SN 2016bau(-1.7)	2016-03-29 10:25:44	OGG 2m/FLOYDS	2700	2''	1.25
SN 2016bau(5.1)	2016-04-05 06:56:20	OGG 2m/FLOYDS	2700	2''	1.25
SN 2016bau(9.2)	2016-04-09 08:26:46	OGG 2m/FLOYDS	2700	2''	1.19
SN 2016bau(10.3)	2016-04-10 11:53:54	OGG 2m/FLOYDS	2700	2''	1.7
SN 2016bau(15.2)	2016-04-15 08:53:05	OGG 2m/FLOYDS	2700	2''	1.22
SN 2016bau(24.2)	2016-04-24 08:37:56	OGG 2m/FLOYDS	2700	2''	1.24
SN 2016bau(32.2)	2016-05-02 09:18:02	OGG 2m/FLOYDS	2700	2''	1.4
SN 2016bau(42.2)	2016-05-12 09:28:37	OGG 2m/FLOYDS	2700	2''	1.59
SN 2016bau(50.2)	2016-05-20 08:55:44	OGG 2m/FLOYDS	2700	2''	1.59

**Note:** Host galaxy HII region emission lines are removed from these spectra. Figure 1 shows the spectra without the galaxy emission lines.