

Twin-field-based multi-party quantum key agreement

Venkat Abhignan

Qdit Labs Pvt. Ltd., Bengaluru - 560092, India

R. Srikanth

Theoretical Sciences Division, Poornaprajna Institute of Scientific Research (PPISR), Bengaluru-562164, India

Abstract

Quantum key distribution (QKD) can secure cryptographic communication between two distant users, as guaranteed by the laws of quantum mechanics rather than computational assumptions. The twin-field scheme, which employs counter-propagated weak coherent light pulses, doubles the secure distance of standard QKD without using quantum repeaters. Here, we study a method to extend the twin-field key distribution protocol to a scheme for multi-party quantum key agreement. We study our protocol's security using a minimum error discrimination analysis and derive the asymptotic key rate based on the entanglement-based source-replacement scheme. We also simulate it on the ANSYS Interconnect platform with optical components to study the protocol's performance in certain practical situations.

1. Introduction

The ability of quantum key distribution (QKD) [1, 2] to provide two remote users, Alice and Bob, with a secret key that is both composable and unconditionally secure with the principles of quantum mechanics is remarkable in quantum communication and cryptography [3, 4, 5, 6]. Recently, there has been development in practical implementations of secure quantum communication across longer distances due to novel twin-field QKD protocol [7]. The maximum key rate for traditional point-to-point QKD systems increases linearly with the channel transmittance η based on the losses [8, 9]. Twin-field QKD offers a better rate-loss tradeoff since the key rate grows linearly with $\sqrt{\eta}$ [10, 11, 12].

Typical QKD systems, including twin-field protocols, facilitate the exchange of keys only between two parties. Development in quantum communication over quantum networks for applications like quantum internet [13] require an exchange of keys between multiple parties [14, 15, 16, 17, 18, 19, 20, 21]. QKD networks are typically built based on reliable central relays [16, 18, 19, 21], which is not ideal as any successful attack on the relay would compromise the network's security. The central relays also limit the key rates with the channel transmittance η [14, 15, 17, 20].

A twin-field QKD network would have a remarkable advantage over existing networks in terms of secure key rate, and it is intrinsically a measurement-device-independent QKD impervious to some side-channel attacks [22, 23]. A Sagnac interferometer-based twin-field QKD for multiple parties was implemented recently for pairwise communication [24, 25, 26]. The twin-field scheme can also be applied to standard quantum cryptography protocols employing single photons or entangled states, for example, quantum digital signature [27] constructed on the basis of the counterfactual principle [28, 29].

Quantum key agreement protocols attempt to share secret keys among several parties [30, 31, 32, 33]. It has been demonstrated that quantum key agreement has advantages compared to repeated QKD in quantum networks [34]. Many quantum key agreement protocols have been suggested [35], including measurement-device-independent [36] and device-independent [37] versions. However, similar to QKD, η restricts the key rates in most quantum key agreement protocols [38]. Twin-field QKD has

been implemented in quantum key agreement protocols for symmetric [39, 40, 41, 42] and asymmetric quantum channels [43] to break this constraint.

In this spirit, we propose a simple technique for a multi-party quantum key agreement procedure in which three parties share a key concurrently using the twin-field protocol, which can be straightforwardly extended for more parties. Extending twin-field to multi-field is not feasible as the experimental complications such as phase stabilization get compounded [10, 44, 45, 46]. Thus, we reduce the problem to a twin-field implementation where existing technology can be used for a higher number of parties. Moreover, this technique works for the arbitrary topology of a practical network, not just cyclic Sagnac interferometer-based twin-field [24, 25, 26].

The paper is sectioned as follows: The protocol is described in Sec. 2 with minimum error discrimination analysis against individual attacks in Sec. 3. The asymptotic key rate based on security against collective attacks is demonstrated in Sec. 4. The simulations with optical components for the proposed multi-party quantum key agreement procedure are performed on the ANSYS Interconnect platform and the details are given in Sec. 5. Further, some difficulties in the practical implementation of this protocol are discussed in Sec. 6.

2. Multi-party quantum key agreement based on twin-field cryptography

In multiparty quantum key agreement protocols the key rate for N parties generally suffers as $O(\eta^N)$ or $O(\eta^{N-1})$ [40] and extending the twin-field implementation for $N > 3$ parties is non-trivial [41, 42, 43]. Current technology does not facilitate the experimental demonstration of the scheme implemented in Ref. [39]. Even considering a triple-field interference (where Alice, Bob, and Charlie send pulses to a central hub) such as in Fig. 1 would create large misalignment issues, and because the combinatorics of participants' choice grows exponentially with N , it would generally not be favorable.

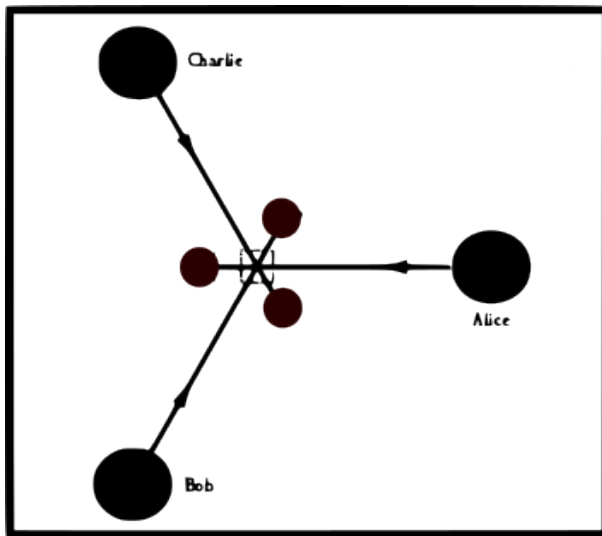


Figure 1: Possible tri-party triple-field implementation of quantum key agreement: three-mode linear interferometer injected with three weak coherent pulses.

Thus, we are led to consider the problem of extending the twin-field scheme to the multiparty case so that the standard twin-field protocol remains a fixed subroutine applied by different sets of parties spread out over a wide area. Our simple but fundamental observation here is that key agreement (as against key distribution) may circumvent the distance factor because it involves multiple trusted parties, making it likely that any given party will always find another involved in the close neighborhood. Our protocol exploits this property to optimize the quantum resources used. We begin by considering a three-party protocol.

2.1. Description of the three-party protocol

In the three-party twin-field protocol, Alice, Bob, and Charlie send information to two nodes, AB and BC, as shown in Fig. 2. For N -party protocol, $N - 1$ nodes are required as per this conception.

1. Alice, Bob and Charlie choose a coherent state $|\alpha e^{i\pi k_A}\rangle$, $|\beta e^{i\pi k_B}\rangle$ and $|\gamma e^{i\pi k_C}\rangle$ and a bit value $k_A, k_B, k_C \in \{0, 1\}$ with equal probability. Alice sends it through the quantum channels l_A , Bob sends it through l_B and l'_B (By placing a fibre optic splitter before the variable optical attenuator at Bob's side, she can produce two channels. The classical signal is split into two and then two quantum signals are obtained.), and Charlie sends it through l_C . Channel l_A and l_B link to an intermediary node AB, and l'_B and l_C link to intermediary node BC. They select the timings so that the signals reach the nodes simultaneously. Additionally, they calibrate the amplitudes of their coherent states α, β and γ so that the states arrive at the node with the same amplitude after passing via the channels of length l_A, l_B, l'_B and l_C .
2. When two signals arrive at the intermediate nodes AB and BC if the node AB(BC) finds a pair of states that are correlated, it declares $\delta_1(\delta_2) = "+ (+)"$; if it finds an anti-correlated pair, it announces $\delta_1(\delta_2) = "- (-)"$, and if the result is unclear, it announces $\delta_1(\delta_2) = "? (?)"$ (+ corresponds to click in detector $D+$, - corresponds to click in detector $D-$). The subsets of data that Alice and Bob gathered are separated and indexed by δ_1 , while data gathered by Bob and Charlie are indexed by δ_2 .
3. Following the announcement from nodes AB(BC), Alice, Bob and Charlie post-process their data as follows:
 - (a) At AB node, if $\delta_1 = +$, Alice and Bob store their respective outcomes as the shared secret bit. If $\delta_1 = -$, Alice flips her bit value. Repeating this, Alice and Bob obtain key k_{AB} .
 - (b) If $\delta_2 = +$ at the BC node, Bob and Charlie store their respective outcomes as the shared bits. If $\delta_2 = -$, Charlie flips his bit value. Repeating this, Charlie and Bob obtain key k_{BC} .
 - (c) Suppose $|k_{AB}| = |k_{BC}|$. Bob publicly announces $k_{AB+BC} \equiv k_{AB} \oplus k_{BC}$. Using her (resp., his) private copy of k_{AB} (resp., k_{BC}), Alice (resp., Charlie) retrieves $k_{AB} = k_{BC} \oplus k_{AB+BC}$ (resp., $k_{BC} = k_{AB} \oplus k_{AB+BC}$). If $|k_{AB}| \neq |k_{BC}|$, then $||k_{AB}| - |k_{BC}||$ bits are removed by public discussion from the longer key, and the above procedure is applied.
4. To derive the final joint secret key, Alice, Bob, and Charlie subject the consolidated key K (based on $|k_{AB}|$ and $|k_{BC}|$) to privacy amplification and error correction.

To generalize the above protocol, suppose we are given a group of $N > 3$ parties that must agree on a key. First, a classical optimization algorithm is run to determine the optimal network that links all parties while minimizing the total length of all edges. Barring material or cost obstacles (which would be additional constraints, if applicable), this optimal network will constitute the required quantum network. The network's vertices are divided into n segments of three connected vertices, so each segment shares a vertex with at least one other segment. Ideally, we have $2n + 1 = \lceil N \rceil$, where the ceiling function represents round off to the following highest odd number (cf. Fig. 3).

Each segment will run the twin-field quantum key agreement protocol described above. The keys obtained in individual segments can be reconciled by *inter-segmental* public announcements by the parties shared between segments (different from but analogous to the *intra-segmental* announcements mentioned above). Suppose the keys (assumed to be of equal size) obtained from two contiguous twin-field segments are s_1 (for instance, K in the above description) and s_2 . Then, the XOR of the two keys, $s_{12} \equiv s_1 \oplus s_2$, is announced. The remaining members of the first segment can derive $s_2 = s_{12} \oplus s_1$, similarly for the other segment. The number m of inter-segmental announcing parties generally depends on the network topology. For the circuit in Fig. 3, $m = 3$, whereas for a network with star topology (a hub vertex, with the rest radiating from it), $m = 1$ corresponds to the announcing party at the hub.

A practical consequence of our approach is that the key rate in our protocol will scale as $O(\sqrt{\eta})$ of the longest path between two nearest neighbors in this optimal circuit, irrespective of the geographic

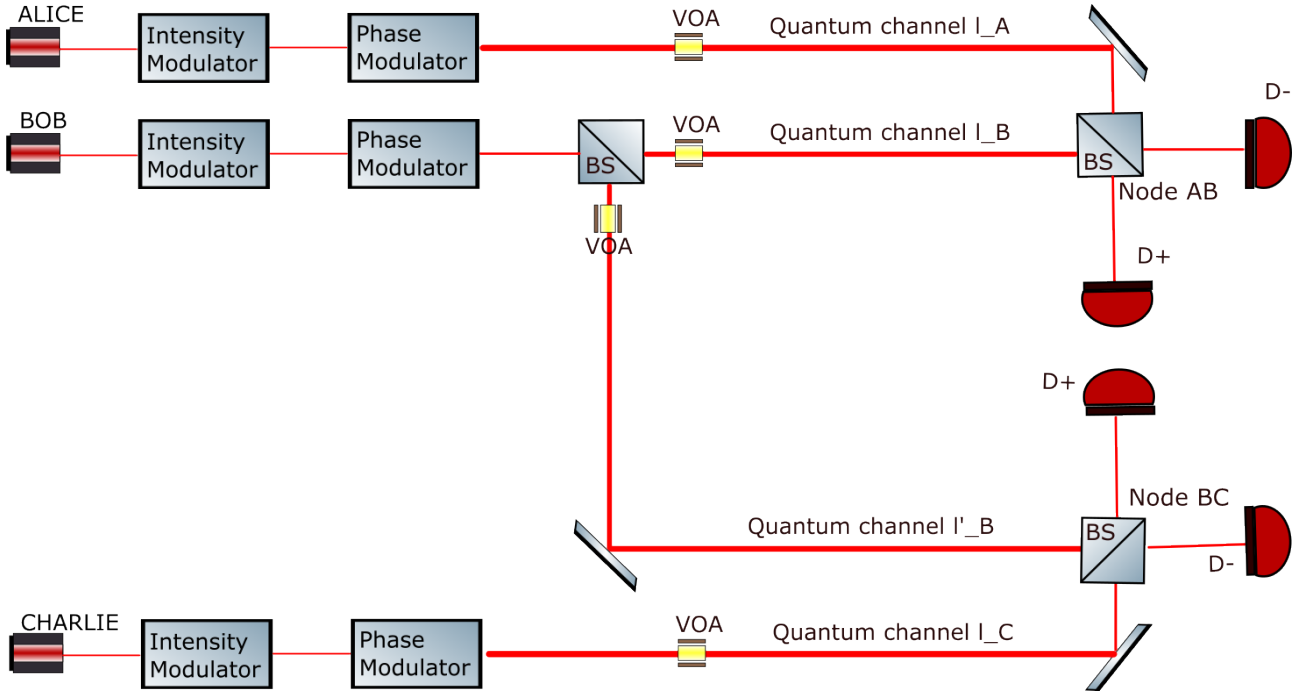


Figure 2: Schematic setup of multi-party twin-field QKD protocol. Alice and Bob send their coherent states to node AB, whereas Bob and Charlie send coherent states to node BC. BS: 50-50 beam splitter. D+,D-: single-photon detectors. VOA: variable optical attenuator.

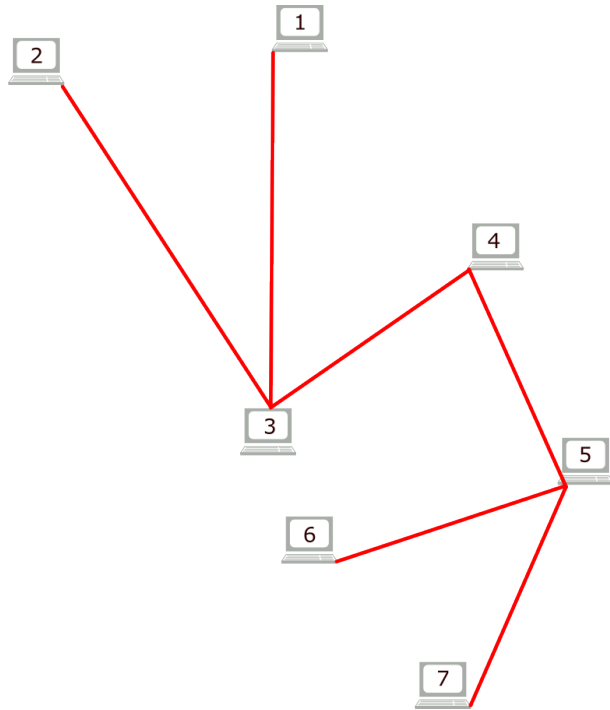


Figure 3: Network with $N = 7$ parties and $n = 3$ twin-field key agreement implementations, among the parties $\{1, 3, 2\}$, $\{3, 4, 5\}$ and $\{6, 5, 7\}$. Public announcements are made at vertices 3, 4 and 5. The key rate does not scale linearly with the size of the network (identified with the maximum distance between two parties, in this case, $d_{1,7}$), but instead quadratically between the longest nearest-neighbor distance, in this case, $d_{2,3}$.

spread of the N parties. For example, in Fig. 3, the key rate scales quadratically as $d_{2,3}$ ($\eta \propto d$) rather than as the longest distance between two parties $d_{1,7}$.

2.2. Security aspects of multi-party quantum key agreement

When concerned with the security of quantum key agreement protocols, Eve, an eavesdropper, is the outside entity that can listen to all public communications. Eve may also attempt to manipulate the quantum channels and investigate correlations with the exchanged information. Theoretically, the Eve's attacks are grouped into individual, collective, and coherent attacks [35]. Each protocol round can only be attacked by Eve separately in individual attacks. Her best action in this situation is to measure her quantum side information at each round, as it is presumed that she lacks quantum memory. We perform minimum error discrimination analysis [47] in Sec. 3, which can be considered an intercept-resend strategy for individual attacks. In collective attacks, Eve is thought to carry out the same attack for every protocol round, meaning that the quantum side information is independent and identically distributed (IID) across rounds. It is assumed here that Eve has a quantum memory, and as a result, she can execute a global operation at the end of the protocol and save her quantum side information for each round. We perform this analysis in Sec. 4 using source-replacement strategy [48, 49] to obtain the asymptotic secret key rate. Coherent attacks are the most general attack in which Eve's capabilities are not limited, and they are generally used to study finite-size effects in the key.

3. Individual attacks and minimum error discrimination analysis

Initially we perform the simple minimum error discrimination analysis (on individual pulses) on the multi-party protocol to show its robustness compared to two-party protocol. Assuming that Eve controls the nodes AB, BC and the channels l_A , l_B , l'_B and l_C , she makes the announcements $\delta_1(\delta_2)$ [47, 49]. Eve must effectively discriminate between the joint states that are correlated vs anti-correlated at node AB

$$\rho_{\pm}^{AB} = \frac{1}{2}(|\alpha, \pm\beta\rangle \langle\alpha, \pm\beta| + |-\alpha, \mp\beta\rangle \langle-\alpha, \mp\beta|), \quad (1)$$

and likewise at node BC,

$$\rho_{\pm}^{BC} = \frac{1}{2}(|\beta, \pm\gamma\rangle \langle\beta, \pm\gamma| + |-\beta, \mp\gamma\rangle \langle-\beta, \mp\gamma|). \quad (2)$$

Considering Eve does not make any inconclusive announcements with “ $\delta_1(\delta_2) = ?(\pm), \pm(?), ?(?)$ ”, she only makes announcements with $\delta_1(\delta_2) = \pm(\pm)$. Due to their non-orthogonality of the joint states, it is impossible to identify the two states $\rho_+^{AB(BC)}$ and $\rho_-^{AB(BC)}$ without making mistakes; and Eve occasionally announces something incorrectly. For example, she might announce $-(+)$ while the state was actually $\rho_+^{AB(BC)}$ ($\rho_-^{AB(BC)}$). The minimum error discrimination strategy gives the minimum error to discriminate between correlated and anti-correlated states as [50]

$$Q_{\min}^{ABC} = 1 - (1 - Q_{\min}^{AB})(1 - Q_{\min}^{BC}) \quad (3)$$

where

$$Q_{\min}^{AB(BC)} = Q_{\min}^{A(B)}(1 - Q_{\min}^{B(C)}) + Q_{\min}^{B(C)}(1 - Q_{\min}^{A(B)}).$$

It can be shown that

$$Q_{\min}^{AB(BC)} = \frac{1}{2} \left(1 - \left| \frac{1}{2}(\rho_-^{AB(BC)} - \rho_+^{AB(BC)}) \right|_1 \right). \quad (4)$$

Further, the typical infinite-dimensional Fock space description of states $\pm|\alpha\rangle$ can span a two-dimensional subspace such as

$$|\pm\alpha\rangle = c_0 |e_0\rangle \pm c_1 |e_1\rangle, \quad (5)$$

with normalized $|c_0|^2 + |c_1|^2 = 1$ and orthonormal basis $\{|e_0\rangle, |e_1\rangle\}$. This canonical basis can be written in Fock state basis as [49]

$$|e_0\rangle = \frac{1}{\sqrt{\cosh(|\alpha|^2)}} \sum_{n=0}^{\infty} \frac{\alpha^{2n}}{(2n)!} |2n\rangle, \quad (6a)$$

$$|e_1\rangle = \frac{1}{\sqrt{\sinh(|\alpha|^2)}} \sum_{n=0}^{\infty} \frac{\alpha^{2n+1}}{(2n+1)!} |2n+1\rangle, \quad (6b)$$

with $c_0 = e^{-|\alpha|^2/2} \sqrt{\cosh(|\alpha|^2)}$ and $c_1 = e^{-|\alpha|^2/2} \sqrt{\sinh(|\alpha|^2)}$. We can obtain similar expressions for states $\{\pm|\beta\rangle\}, \{\pm|\gamma\rangle\}$. Using the basis elements in a space of $\{|e_0, e_0\rangle, |e_1, e_1\rangle, |e_0, e_1\rangle, |e_1, e_0\rangle\}$ in Eq. (1) and Eq. (2) we can obtain (for convenience we set $|\alpha|^2 = |\beta|^2 = |\gamma|^2 = \mu$, same intensity for the coherent states)

$$\rho_+^{AB(BC)} = \begin{pmatrix} 2c_0^4 & -2c_0^2c_1^2 & 0 & 0 \\ -2c_0^2c_1^2 & 2c_1^4 & 0 & 0 \\ 0 & 0 & 2c_0^2c_1^2 & -2c_0^2c_1^2 \\ 0 & 0 & -2c_0^2c_1^2 & 2c_0^2c_1^2 \end{pmatrix}, \quad (7)$$

$$\rho_-^{AB(BC)} = \begin{pmatrix} 2c_0^4 & 2c_0^2c_1^2 & 0 & 0 \\ 2c_0^2c_1^2 & 2c_1^4 & 0 & 0 \\ 0 & 0 & 2c_0^2c_1^2 & 2c_0^2c_1^2 \\ 0 & 0 & 2c_0^2c_1^2 & 2c_0^2c_1^2 \end{pmatrix}. \quad (8)$$

Implementing this in Eqs. (4) and (3), we can obtain the minimum error as,

$$Q_{\min}^{AB(BC)} = \frac{1}{2}(1 - e^{-2\mu} \cosh(\mu) \sinh(\mu)) = \frac{1}{8}(e^{-4\mu} + 3), \quad (9a)$$

$$Q_{\min}^{ABC} = 1 - \left(\frac{1}{2}(e^{-2\mu} \sinh(\mu) \cosh(\mu) - 1) + 1 \right)^2 = \frac{1}{64}(-e^{-8\mu} + 10e^{-4\mu} + 39). \quad (9b)$$

This shows that minimum error for Eve to discriminate between $\rho_+^{AB(BC)}$ and $\rho_-^{AB(BC)}$ is always more for three parties Q_{\min}^{ABC} than for two parties $Q_{\min}^{AB(BC)}$ for $\mu < 1$, where the optimal intensity usually is $\mu_{\text{opt}} < 1$ for high key rates [49].

In an iterative manner, we can obtain minimum error for Eve to discriminate between non-orthogonal states at three independent nodes between four parties which will be more than for three parties.

4. Collective attacks and the asymptotic key rate

To demonstrate the security against collective attacks and asymptotic key rate of the twin-field protocol, Ref. [49] introduces the source-replacement strategy [48], which is applied to Alice and Bob's sources. Here we extend this to Charlie's source. Then, we adapt the multi-party protocol to its equivalent entanglement-based protocol to verify the security against collective attacks in the asymptotic-key scenario. The key rate is then assessed to demonstrate the entanglement-based version's security.

In the source-replacement scheme for every round, Alice, Bob and Charlie select signal states $\{|\varphi_x\rangle, |\varphi_y\rangle, |\varphi_z\rangle\}$ from an a priori probability distributions $\{p_x, q_y, r_z\}$, respectively. The state $|\psi\rangle_{ABA'B'}$ between Alice-Bob in the source-replacement scheme is

$$|\psi\rangle_{ABA'B'} = \sum_{x,y} \sqrt{p_x q_y} |x, y\rangle_{AB} |\varphi_x, \varphi_y\rangle_{A'B'} \quad (10)$$

and the state $|\psi\rangle_{BCB'C'}$ between Bob-Charlie is

$$|\psi\rangle_{BCB'C'} = \sum_{y,z} \sqrt{q_y r_z} |y, z\rangle_{BC} |\varphi_y, \varphi_z\rangle_{B'C'}. \quad (11)$$

Here, Alice, Bob, Charlie record the choices of states prepared in registers A, B, C based on orthonormal basis $\{|x\rangle, |y\rangle, |z\rangle\}$ and in registers A', B', C' corresponding to states $\{|\varphi_x\rangle, |\varphi_y\rangle, |\varphi_z\rangle\}$, respectively. While information in A, B, C of Alice, Bob, and Charlie are kept secret from Eve where they perform a local operation on their registers to measure outcome, states $|\varphi_x, \varphi_y\rangle_{A'B'}$ and $|\varphi_y, \varphi_z\rangle_{B'C'}$ in registers A', B', C' are sent to nodes AB and BC.

Eve independently takes measurements characterised by a POVM $F^{\delta_1(\delta_2)}$ on the states at nodes AB and BC. States from Alice, Bob and Charlie in the registers A', B' and C' are measured to create a strategy for her announcements δ_1 and δ_2 . $F^{\delta_1(\delta_2)}$ is defined for $F^{\delta_1} = F^{\delta_2} = F^+, F^-, F^?$, where outcomes $\delta_1, \delta_2 \in \{+, -, ?\}$ are relevant for Alice, Bob and Charlie to reconcile a key as can be seen in Sec. 2.1. Eve applies on the input quantum states $|\varphi_x, \varphi_y\rangle_{A'B'}$ and $|\varphi_y, \varphi_z\rangle_{B'C'}$ in registers A', B', C' a completely positive trace-preserving (CPTP) map. The announcements regarding the measurements of states $|\varphi_x, \varphi_y\rangle_{A'B'}$ and $|\varphi_y, \varphi_z\rangle_{B'C'}$ are recorded in the classical registers C_1 and C_2 corresponding to δ_1 and δ_2 , while the post-measurement state is maintained in the registers E and F, with an orthonormal basis $\{|\delta_1\rangle\}$ and $\{|\delta_2\rangle\}$ to obtain joint states ρ_{ABEC_1} at node AB and ρ_{BCFC_2} at node BC, respectively.

Alice, Bob and Charlie use POVMs on the A, B and C registers to perform measurements. Alice, Bob and Charlie keep their measurement results in classical X, L and M registers, respectively. Alice then uses a CPTP map to translate the measurements in register X to the raw key bit in register K , while Bob uses a CPTP map to translate the measurements in register L to the raw key bit in register K' . With this, the joint states corresponding to node AB and BC become $\rho_{ABEC_1} \rightarrow \rho_{KLEC_1}$ and $\rho_{BCFC_2} \rightarrow \rho_{K'MFC_2}$. Using ρ_{KLEC_1} and $\rho_{K'MFC_2}$, conditional states for Eve ρ_E^{k,l,δ_1} and ρ_F^{k',m,δ_1} are defined such that Alice-Bob hold k, l in registers K, L and Bob-Charlie hold k', m in registers K', M .

ρ_E^{k,l,δ_1} and ρ_F^{k',m,δ_2} are defined as

$$\rho_E^{k,l,\delta_1} = |\Theta_{k,l}^{\delta_1}\rangle \langle \Theta_{k,l}^{\delta_1}| \quad \text{and} \quad \rho_F^{k',m,\delta_2} = |\Theta_{k',m}^{\delta_2}\rangle \langle \Theta_{k',m}^{\delta_2}| \quad (12)$$

where

$$|\Theta_{k,l}^{\delta_1}\rangle = \frac{\sqrt{F^{\delta_1}} |\varphi_k, \varphi_l\rangle}{\sqrt{\langle \varphi_k, \varphi_l | F^{\delta_1} | \varphi_k, \varphi_l \rangle}}, \quad |\Theta_{k',m}^{\delta_2}\rangle = \frac{\sqrt{F^{\delta_2}} |\varphi_{k'}, \varphi_m\rangle}{\sqrt{\langle \varphi_{k'}, \varphi_m | F^{\delta_2} | \varphi_{k'}, \varphi_m \rangle}} \quad (13)$$

since POVM elements F^{δ_2} and F^{δ_1} are independently used for measurement at nodes AB and BC by Eve.

Further, states $\rho_E^{k,\delta_1}, \rho_E^{\delta_1}$ at node AB and $\rho_F^{k',\delta_2}, \rho_F^{\delta_2}$ at node BC are defined as

$$\rho_E^{k,\delta_1} = \sum_l p(l|k, \delta_1) \rho_E^{k,l,\delta_1}, \quad \rho_E^{\delta_1} = \sum_k p(k|\delta_1) \rho_E^{k,\delta_1} \quad (14)$$

and

$$\rho_F^{k',\delta_2} = \sum_m p(m|k', \delta_2) \rho_F^{k',m,\delta_2}, \quad \rho_F^{\delta_2} = \sum_{k'} p(k'|\delta_2) \rho_F^{k',\delta_2}. \quad (15)$$

The total number of secret bits that can be extracted from the state ρ_{KLEC_1} at node AB and state $\rho_{K'MFC_2}$ at node BC is defined as

$$\tilde{r}(\rho_{KLEC_1}) = \sum_{\delta_1} p(\delta_1) r(\rho_{KLE}^{\delta_1}) \quad \text{and} \quad \tilde{r}(\rho_{K'MFC_2}) = \sum_{\delta_2} p(\delta_2) r(\rho_{K'MF}^{\delta_2}). \quad (16)$$

Based on this, we define the total number of secret bits that can be extracted from the states ρ_{KLEC_1} at node AB and $\rho_{K'MFC_2}$ at node BC as

$$\tilde{r}(\rho_{KLEC_1}, \rho_{K'MFC_2}) = \min \left(\tilde{r}(\rho_{KLEC_1}), \tilde{r}(\rho_{K'MFC_2}) \right). \quad (17)$$

Consecutively, the number of secret bits that we can extract from the states $\rho_{KLE}^{\delta_1}$ at node AB and $\rho_{K'MF}^{\delta_2}$ at node BC based on Devetak-Winter formula [51] are defined as

$$r(\rho_{KLE}^{\delta_1}) = \max[1 - \delta_{EC}^{\delta_1} - \chi(K : E)_{\rho_{KLE}^{\delta_1}}, 0] \text{ and } r(\rho_{K'MF}^{\delta_2}) = \max[1 - \delta_{EC}^{\delta_2} - \chi(K' : F)_{\rho_{K'MF}^{\delta_2}}, 0]. \quad (18)$$

Here $\delta_{EC}^{\delta_1(\delta_2)}$ is the amount of information leakage per signal during the error correcting phase, and Holevo information is

$$\chi(K : E)_{\rho_{KLE}^{\delta_1}} = S(\rho_E^{\delta_1}) - \sum_k p(k|\delta_1) S(\rho_E^{k,\delta_1}) \text{ and } \chi(K' : F)_{\rho_{K'MF}^{\delta_2}} = S(\rho_F^{\delta_2}) - \sum_{k'} p(k'|\delta_2) S(\rho_F^{k',\delta_2}) \quad (19)$$

with $S(\rho)$ being the von Neumann entropy. Further, using these the asymptotic key rate R^∞ is defined as

$$R^\infty = \min_{\rho_{KLE C_1} \in C_1', \rho_{K'MF C_2} \in C_2'} \tilde{r}(\rho_{KLE C_1}, \rho_{K'MF C_2}) \quad (20)$$

from Eq. (17), where $C_1', C_2' \in \{\rho_{KLE C_1}, \rho_{K'MF C_2} : \rho_{KLE C_1} \rho_{K'MF C_2} = G'(\rho_{ABEC_1}, \rho_{BCFC_2})\}$, with $\rho_{ABEC_1}, \rho_{BCFC_2} \in E', F'\}$ and $E', F' = \{\rho_{ABEC_1}, \rho_{BCFC_2} : \rho_{ABEC_1}, \rho_{BCFC_2} \text{ is compatible with experimental observations}\}$.

We consider the loss-only situation [49] and demonstrate the closed form expression for key rate of this protocol with a single-photon transmissivity of η_1 between Alice-Bob with μ_1 intensity of coherent states at node AB, and transmissivity η_2 between Bob-Charlie with μ_2 intensity states at node BC. To ensure that the observed statistics during the parameter estimation step at Alice-Bob and Bob-Charlie are consistent with Eve doing the measurements at nodes AB and BC, POVM elements $F^{\delta_1(\delta_2)}$ are defined in a space of $\{|e_0, e_0\rangle, |e_1, e_1\rangle, |e_0, e_1\rangle, |e_1, e_0\rangle\}$ such as

$$\begin{aligned} F_{\text{loss}}^+ &= (1 - \xi^2) \begin{pmatrix} \frac{1-\xi^2\Omega^2}{8c_0^4} & \frac{1-\xi^2\Omega^2}{8c_0^2c_1^2} & 0 & 0 \\ \frac{1-\xi^2\Omega^2}{8c_0^2c_1^2} & \frac{1-\xi^2\Omega^2}{8c_1^4} & 0 & 0 \\ 0 & 0 & \frac{1+\xi^2\Omega^2}{8c_0^2c_1^2} & \frac{1+\xi^2\Omega^2}{8c_0^2c_1^2} \\ 0 & 0 & \frac{1+\xi^2\Omega^2}{8c_0^2c_1^2} & \frac{1+\xi^2\Omega^2}{8c_0^2c_1^2} \end{pmatrix}, \\ F_{\text{loss}}^- &= (1 - \xi^2) \begin{pmatrix} \frac{1-\xi^2\Omega^2}{8c_0^4} & \frac{-1+\xi^2\Omega^2}{8c_0^2c_1^2} & 0 & 0 \\ \frac{-1+\xi^2\Omega^2}{8c_0^2c_1^2} & \frac{1-\xi^2\Omega^2}{8c_1^4} & 0 & 0 \\ 0 & 0 & \frac{1+\xi^2\Omega^2}{8c_0^2c_1^2} & \frac{-1-\xi^2\Omega^2}{8c_0^2c_1^2} \\ 0 & 0 & \frac{-1-\xi^2\Omega^2}{8c_0^2c_1^2} & \frac{1+\xi^2\Omega^2}{8c_0^2c_1^2} \end{pmatrix}, \\ F_{\text{loss}}^? &= \xi^2 \begin{pmatrix} \frac{(1+\Omega)^2}{4c_0^4} & 0 & 0 & 0 \\ 0 & \frac{(1-\Omega)^2}{4c_1^4} & 0 & 0 \\ 0 & 0 & \frac{1-\Omega^2}{4c_0^2c_1^2} & 0 \\ 0 & 0 & 0 & \frac{1-\Omega^2}{4c_0^2c_1^2} \end{pmatrix} \end{aligned} \quad (21)$$

where $\Omega = e^{-2(1-\sqrt{\eta})\mu}$, and $\xi = e^{-\sqrt{\eta}\mu}$ based on coherent states in Eq. (5). These only depend on transmissivity η and intensity of coherent state μ for the loss-only scenario. The conditional probabilities

$$p(\delta_1|\varphi_k, \varphi_l) = \langle \varphi_k, \varphi_l | F^{\delta_1} | \varphi_k, \varphi_l \rangle, \quad p(\delta_2|\varphi_{k'}, \varphi_m) = \langle \varphi_{k'}, \varphi_m | F^{\delta_2} | \varphi_{k'}, \varphi_m \rangle \quad (22)$$

at nodes AB and BC for each outcome $\delta_1, \delta_2 = \pm, ?$ can be computed based on the POVM elements. Eve performs the measurements on signal states from \mathcal{S} for $\varphi_{k(l)} = \pm\sqrt{\mu}$ and $\varphi_{k'(m)} = \pm\sqrt{\mu}$ in Eq.

Table 1: Conditional probability distribution of announcement outcomes $\delta_{1(2)} = \pm, ?$ given the states $|\varphi_k, \varphi_l\rangle$ at node AB, $|\varphi_{k'}, \varphi_m\rangle$ at node BC in the loss-only scenario.

$\varphi_{k(l)}, \varphi_{k'(m)}$	$+\sqrt{\mu}, +\sqrt{\mu}$	$-\sqrt{\mu}, -\sqrt{\mu}$	$+\sqrt{\mu}, -\sqrt{\mu}$	$-\sqrt{\mu}, +\sqrt{\mu}$
$p(+ \varphi_{k(l)}, \varphi_{k'(m)})$	$1 - e^{-2\sqrt{\eta}\mu}$	$1 - e^{-2\sqrt{\eta}\mu}$	0	0
$p(- \varphi_{k(l)}, \varphi_{k'(m)})$	0	0	$1 - e^{-2\sqrt{\eta}\mu}$	$1 - e^{-2\sqrt{\eta}\mu}$
$p(? \varphi_{k(l)}, \varphi_{k'(m)})$	$e^{-2\sqrt{\eta}\mu}$	$e^{-2\sqrt{\eta}\mu}$	$e^{-2\sqrt{\eta}\mu}$	$e^{-2\sqrt{\eta}\mu}$

(13),

$$\begin{aligned}
 |+\sqrt{\mu}, +\sqrt{\mu}\rangle &= \begin{pmatrix} c_0^2 \\ c_1^2 \\ c_0c_1 \\ c_0c_1 \end{pmatrix}, & |-\sqrt{\mu}, -\sqrt{\mu}\rangle &= \begin{pmatrix} c_0^2 \\ c_1^2 \\ -c_0c_1 \\ -c_0c_1 \end{pmatrix}, \\
 |+\sqrt{\mu}, -\sqrt{\mu}\rangle &= \begin{pmatrix} c_0^2 \\ -c_1^2 \\ -c_0c_1 \\ c_0c_1 \end{pmatrix}, & |-\sqrt{\mu}, +\sqrt{\mu}\rangle &= \begin{pmatrix} c_0^2 \\ -c_1^2 \\ c_0c_1 \\ -c_0c_1 \end{pmatrix}.
 \end{aligned} \tag{23}$$

The conditional probabilities at node AB and BC for these signal states are computed in Table 1. Keys from the announcements $\delta_1 = \delta_2 = ?$ cannot be extracted and error correction is not required in the loss-only scenario, implying $\delta_{\text{EC}}^+ = \delta_{\text{EC}}^- = 0$ in Eq. (18). Further, to find the number of determinable secret bits in Eq. (17) we need to evaluate $\chi(K : E)$ defined in Eq. (19). We first evaluate the conditional states $\rho_E^{k,l,+}$, $\rho_E^{k,l,-}$ at node AB and $\rho_F^{k',m,+}$, $\rho_F^{k',m,-}$ at node BC from Eqs. (14) and (15). Under the loss-only scenario, whenever Alice-Bob, Bob-Charlie produce coherent states with a phase difference π , announcement at nodes AB, BC will never be $\delta_1 = +, \delta_2 = +$, respectively. Whenever they prepare coherent states with the same phase, announcement at nodes AB, BC will never be $\delta_1 = -, \delta_2 = -$, respectively. We obtain conditional probabilities for $p(l|k, \delta_1)$ at node AB and $p(m|k', \delta_2)$ at node BC in Eqs. (14) and (15) as $p(0|1, +) = 0$, $p(1|0, +) = 0$, $p(0|0, -) = 0$, $p(1|1, -) = 0$. Using this, we can obtain that ρ_E^{k,δ_1} and ρ_F^{k',δ_2} are always a pure state for $\delta_{1(2)} = \pm$ and $k \in \{0, 1\}$ implying $S(\rho_E^{k,\delta_1}) = S(\rho_F^{k',\delta_2}) = 0$ in the expression for Holevo information from Eq. (19). For evaluating the Holevo information from $S(\rho_E^{\delta_1})$ and $S(\rho_F^{\delta_2})$ in Eq. (19) we use Eq. (13) to obtain

$$\rho_E^+ = \rho_F^+ = \frac{1}{2}(|\Theta_{0,0}^+\rangle \langle \Theta_{0,0}^+| + |\Theta_{1,1}^+\rangle \langle \Theta_{1,1}^+|), \tag{24a}$$

$$\rho_E^- = \rho_F^- = \frac{1}{2}(|\Theta_{0,1}^-\rangle \langle \Theta_{0,1}^-| + |\Theta_{1,0}^-\rangle \langle \Theta_{1,0}^-|). \tag{24b}$$

From the eigenvalues of $\rho_E^{+(-)}$, $\rho_F^{+(-)}$, we can deduce the von Neumann entropies $S(\rho_E^{+(-)})$, $S(\rho_F^{+(-)})$ using $S(\rho) = -\text{Tr}(\rho \log_2 \rho)$. Further using them in Eq. (18), we can deduce that

$$r(\rho_{KLE}^{\delta_1}) = 1 - S(\rho_E^{+(-)}) = 1 - h\left(\frac{1 - e^{-4\mu_1(1-\sqrt{\eta_1})}e^{-2\mu_1\sqrt{\eta_1}}}{2}\right) \tag{25a}$$

$$r(\rho_{K'MF}^{\delta_2}) = 1 - S(\rho_F^{+(-)}) = 1 - h\left(\frac{1 - e^{-4\mu_2(1-\sqrt{\eta_2})}e^{-2\mu_2\sqrt{\eta_2}}}{2}\right) \tag{25b}$$

from Devetak-Winter formula with binary Shannon entropy $h(z) = -z \log_2 z - (1-z) \log_2(1-z)$. Using the rates from $r(\rho_{KLE}^{\delta_1})$, $r(\rho_{K'MF}^{\delta_2})$ and conditional probabilities in Table 1, the total number of secret bits that can be extracted can be computed from Eq. (17). With this the asymptotic key

generation rate is

$$R^\infty = \min \left((1 - e^{-2\sqrt{\eta_1}\mu_1}) \left(1 - h \left(\frac{1 - e^{-4\mu_1(1-\sqrt{\eta_1})} e^{-2\mu_1\sqrt{\eta_1}}}{2} \right) \right), \right. \\ \left. (1 - e^{-2\sqrt{\eta_2}\mu_2}) \left(1 - h \left(\frac{1 - e^{-4\mu_2(1-\sqrt{\eta_2})} e^{-2\mu_2\sqrt{\eta_2}}}{2} \right) \right) \right). \quad (26)$$

Considering small μ_1, μ_2 , gives $R^\infty = \min(\mathcal{O}(\sqrt{\eta_1}), \mathcal{O}(\sqrt{\eta_2}))$.

5. ANSYS simulations and finite key rate

Using simulations provides a convenient and powerful way to comprehend the workings of the QKD systems and the protocol implemented, when a full analytic treatment proves to be elusive. Only the key rate of the idealized protocol, which involves the quantum states based on attacks described in Sec. 2.2, is captured by our preceding theoretical analysis of security. The complete QKD security evaluation must consider not only the protocol scheme but also practical device flaws. Carefully evaluating the functional QKD systems and their defects requires taking into account the quantum states of the transmitted photons as well as the optical components. Simulations can be used to examine the theory-practice discrepancies and study countermeasures. The operational characteristics of the optical equipment, as well as environmental or Eve's interference, are necessary to study a complete simulation. Initial QKD simulations used ideal assumptions and few optical components to numerically measure the performance [52, 53]. For the polarization-based QKD protocols such as BB84, extensive packages have been made available [54, 55, 56, 57]. Additionally, while polarization-based QKD methods are subjected to hacking attempts such as photon-number-splitting [58], hacking on measurement device-independent protocols like twin-field is different [59, 60, 61, 62]. We perform simulations of the protocol on the ANSYS Interconnect platform for finite key rate effects and describe the practical implementation with optical components.

The image in Fig. 4 shows a simulation for the multi-party twin-field protocol defined in Sec. 2.1. The rectangular selections show the modules of Alice, Bob and Charlie from top to bottom on the left side of Fig. 4.

Considering the Alice module, single-mode continuous wave (CWL_1) laser element from the ANSYS Interconnect library is used to model a continuous optical source. The laser produces an optical signal with a single frequency and constant amplitude. The laser's phase is specified and remains steady throughout the simulation.

Further, a train of optical pulses are produced from the optical signal using an intensity modulator (COMPOUND_1, A compound element on ANSYS). Building complicated photonic integrated circuits based on hierarchical sub-circuit elements requires compound elements on ANSYS. COMPOUND_1 is displayed in Fig. 5. To model the intensity and phase modulators, a Mach-Zehnder modulator (MZM_1) component from the ANSYS Interconnect library is utilised. The optical input (E_{in}) of the MZM is divided into the upper and lower arms. Phase shifts ϕ_1 and ϕ_2 are then used to phase modulate the optical input, with the electrical signals V_1 and V_2 driving them. Phase shifts ϕ_1 and ϕ_2 are given as

$$\phi_{1(2)} = \pi \left(\frac{V_{1(2)}}{V_{RF}^\pi} + \frac{V_{1(2)}^{bias}}{V_{DC}^\pi} \right), \quad (27)$$

and the two modulated signals are then recombined to yield optical output E_{out} , defined by

$$E_{out} = E_{in} (e^{i\phi_1} + e^{i\phi_2}). \quad (28)$$

The input radio frequency (RF) voltage and bias voltage applied to two arms with RF voltage V_{RF}^π and DC voltage V_{DC}^π are denoted by $V_{1(2)}$ and $V_{1(2)}^{bias}$. The RF voltage from the pulse generator is

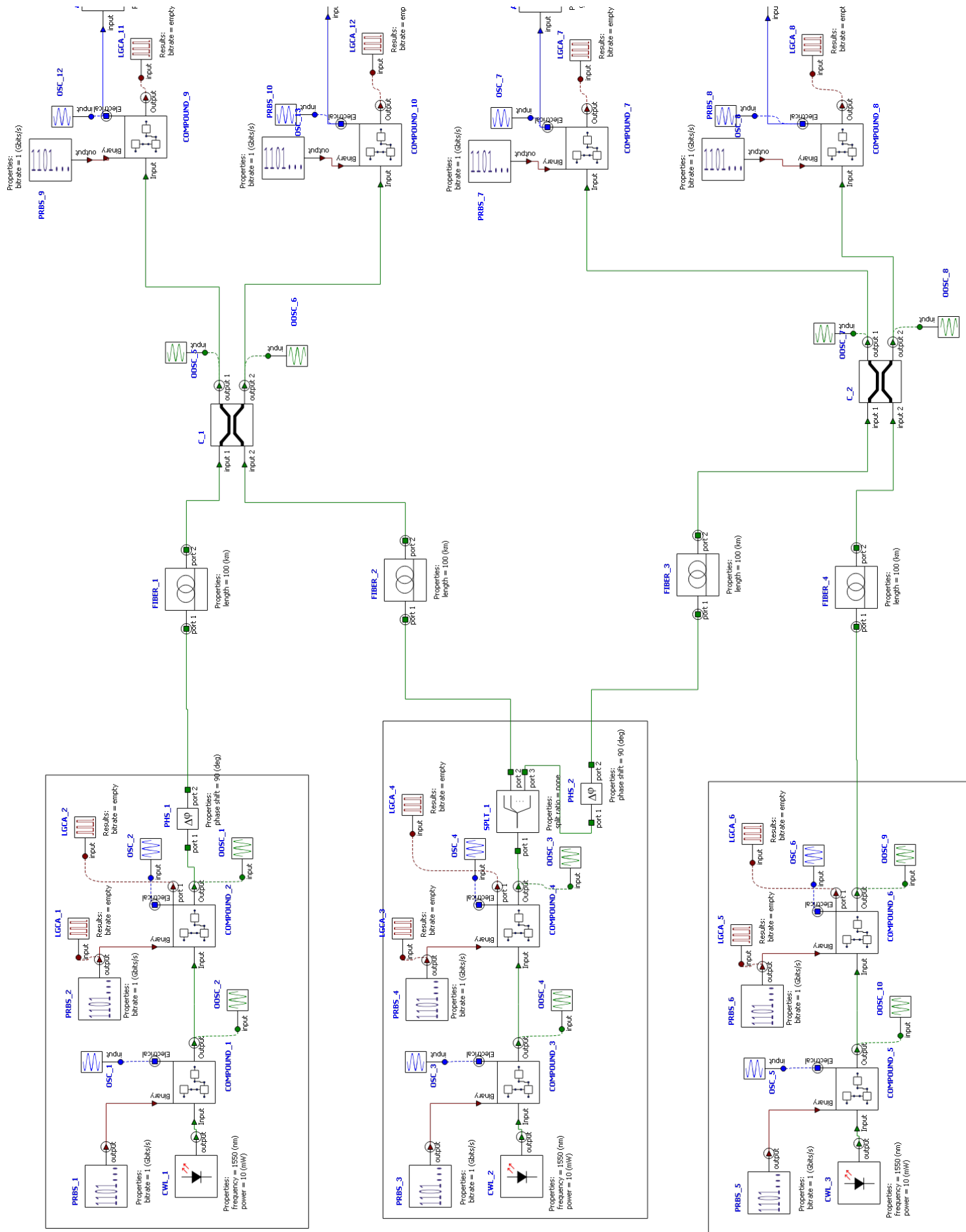


Figure 4: ANSYS Interconnect simulation for multi-party twin field protocol.

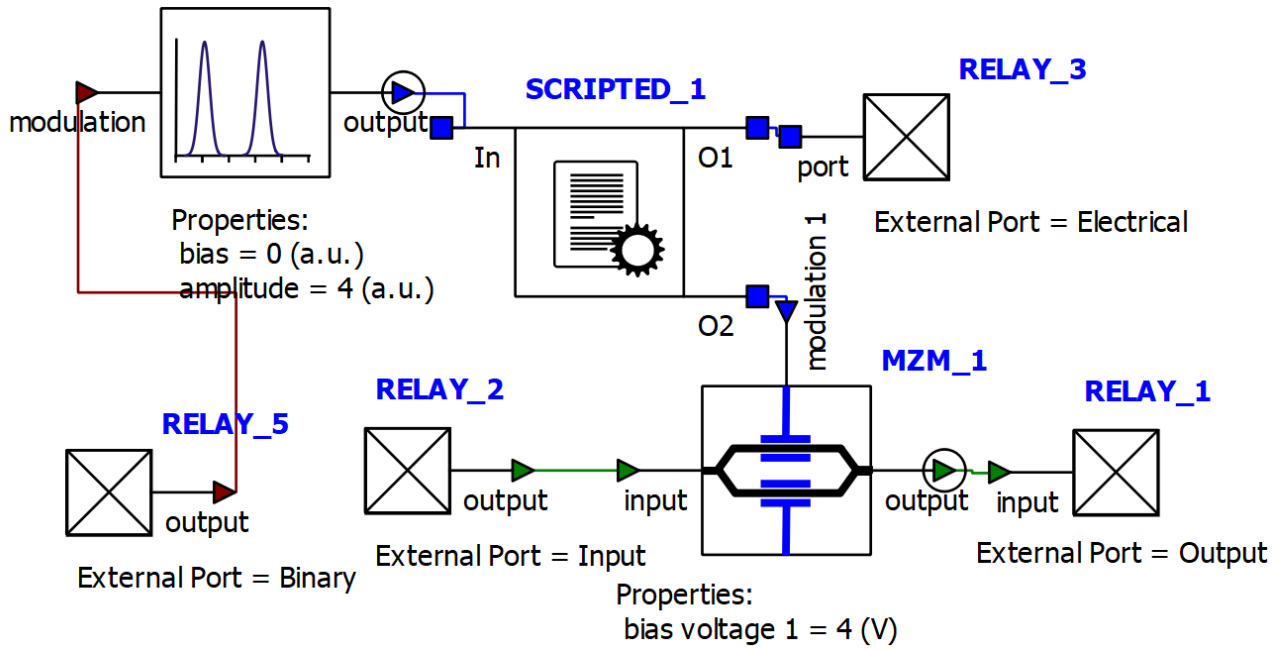


Figure 5: ANSYS Interconnect simulation for intensity modulator in Alice, Bob and Charlie modules.

utilised to modulate the optical signal input from the laser source. The pulse generator powered by pseudo-random binary sequence (PRBS) generates periodic electrical pulses. When the MZM (MZM_1 in Fig. 5) is in the "balanced single drive" mode, the two arms get equal and opposite voltages from the RF pulse generator by setting the PRBS_1 (Input to intensity modulator COMPOUND_1 in Alice module of Fig. 4) output to "1"s. With the appropriate bias voltage, the laser source is converted into a pulsed signal.

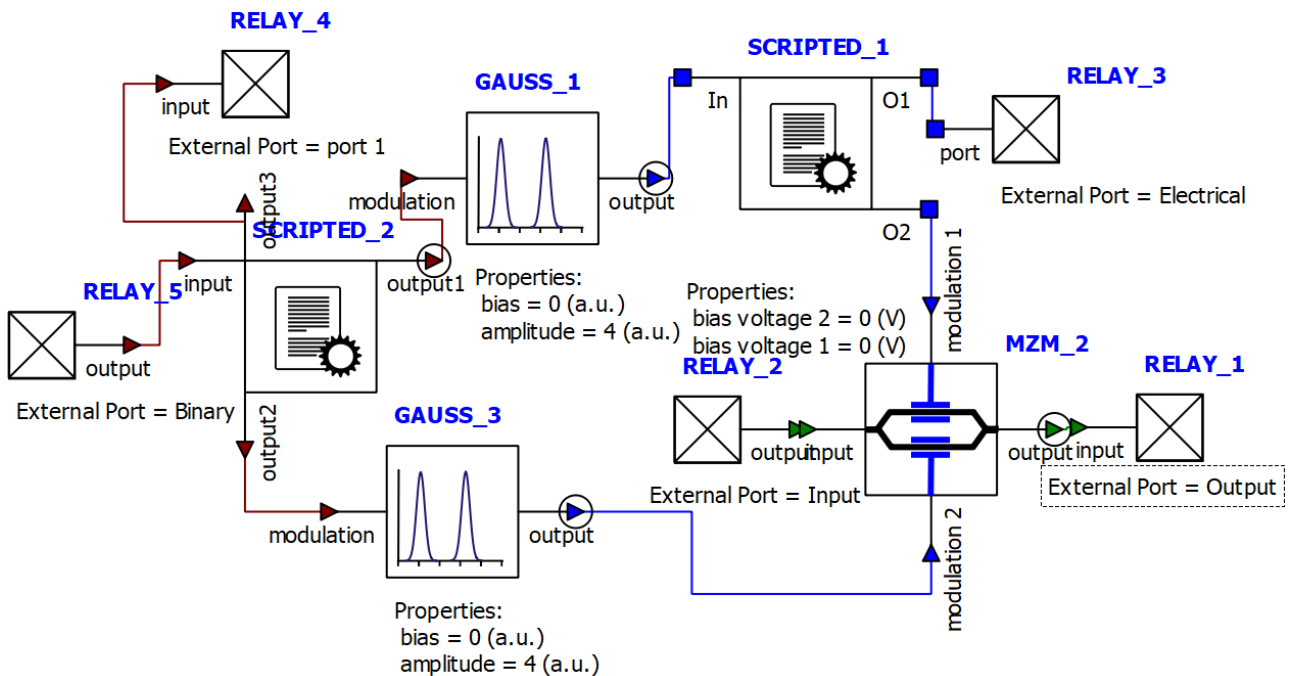


Figure 6: ANSYS Interconnect simulation for phase modulator in Alice, Bob and Charlie modules.

Further, a phase modulator (COMPOUND_2, as seen in Fig. 6) processes the optical pulses from the intensity modulator. An MZM (MZM_2) is used to realise the phase modulator, and the same RF voltage is delivered to both arms. As a result, the RF pulse generator's input $k_A = 0(1)$ for PRBS.2

(Input to phase modulator COMPOUND_2 in Alice module of Fig. 4) produces optical pulses whose phases are modulated by $0(\pi)$.

Similarly, Bob and Charlie modules produce these laser pulses, which are phase-modulated randomly by either 0 or π defined by k_B and k_C . Alice sends it through the quantum channels FIBER_1; Bob sends the pulses by keeping a splitter (SPLT_1) where the same optical input will go through both output ports FIBER_2 and FIBER_3 and Charlie sends it through FIBER_4. When two pulses arrive at the intermediate nodes AB(BC) consisting of 2×2 coupler (50 : 50 coupling ratio) if the coupler C_1(C_2) finds a pair of pulses with same phase, it is fed to photodetector COMPOUND_9 (COMPOUND_7); if it finds pulses with different phase, it is fed to photodetector COMPOUND_10 (COMPOUND_8). The Avalanche photodetector (APD_1) element of ANSYS Lumerical Interconnect was utilised in our simulation as can be seen in COMPOUND_9 displayed in Fig. 7. The probability Q_μ of a detection event when the pulse reaches APD_1 is given as [63]

$$Q_\mu = Y_0 + 1 - e^{-\eta\mu} \quad (29)$$

where μ is the mean photon number of the pulse. The background contributions of noise in the quantum channel are taken into account by Y_0 . Since the quantum channel and classical communication occur on the same fibre, Raman noise also plays a role in Y_0 . With the dark count probability of 1×10^{-6} per clock cycle of the employed detector, Y_0 is considered 2.45×10^{-6} [64]. The transmittance is calculated as $\eta = 10^{-0.2L/10}$ for distance L in km.

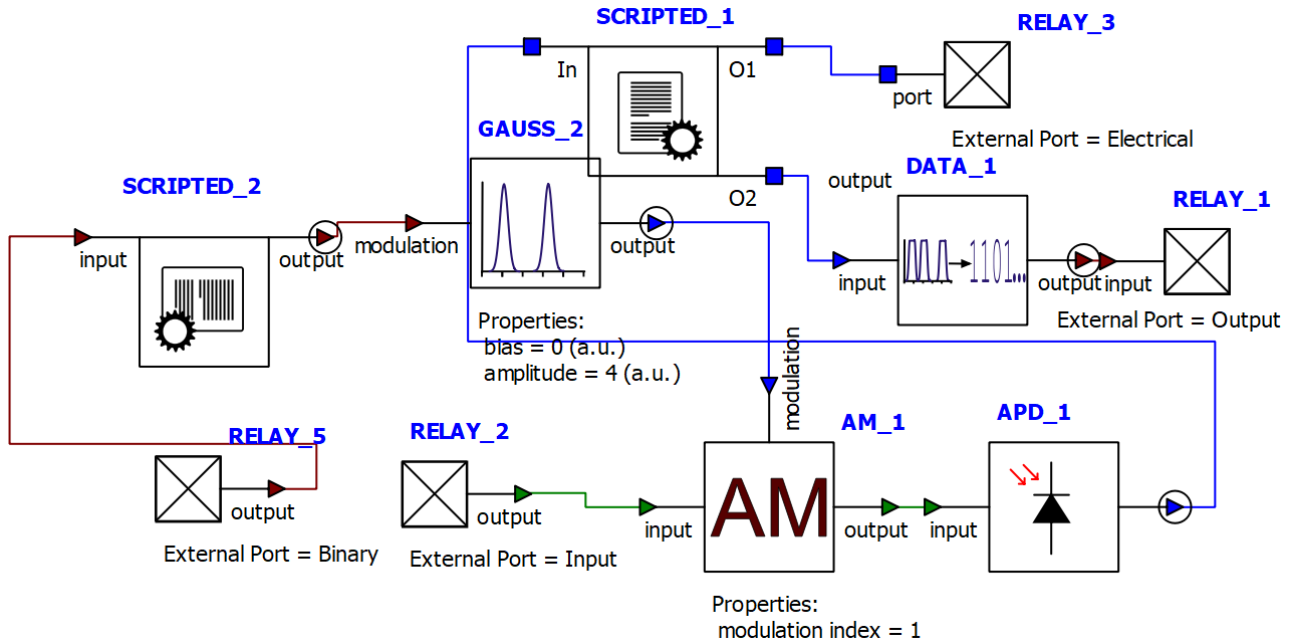


Figure 7: ANSYS Interconnect simulation for detectors in nodes AB and BC.

For illustrating a particular instance without losses, we consider Alice sending pulses with 0 phase (PRBS_2 with output 0), Bob sending alternate pulses with 0 and π phase (PRBS_4 with output 0 and 1 alternately), Charlie sending pulses with π phase (PRBS_6 with output 1) as shown in Fig. 8. Based on this input the output measured in detectors at nodes AB (COMPOUND_9 and COMPOUND_10) and BC (COMPOUND_7 and COMPOUND_8) is displayed in Fig. 9. In our case amplitude zero indicates the no detection, amplitude one indicates detection with different phase, when fed to photodetector COMPOUND_10(COMPOUND_8) and amplitude two indicates detection with same phase, when fed to photodetector COMPOUND_9(COMPOUND_7) at the node AB(BC) with coupler C_1(C_2).

We consider 1 GHz pulse repetition rate with the line width of the laser as 5 kHz and analyze the key rate by performing multiple iterations of the simulations for varied distances L in km with

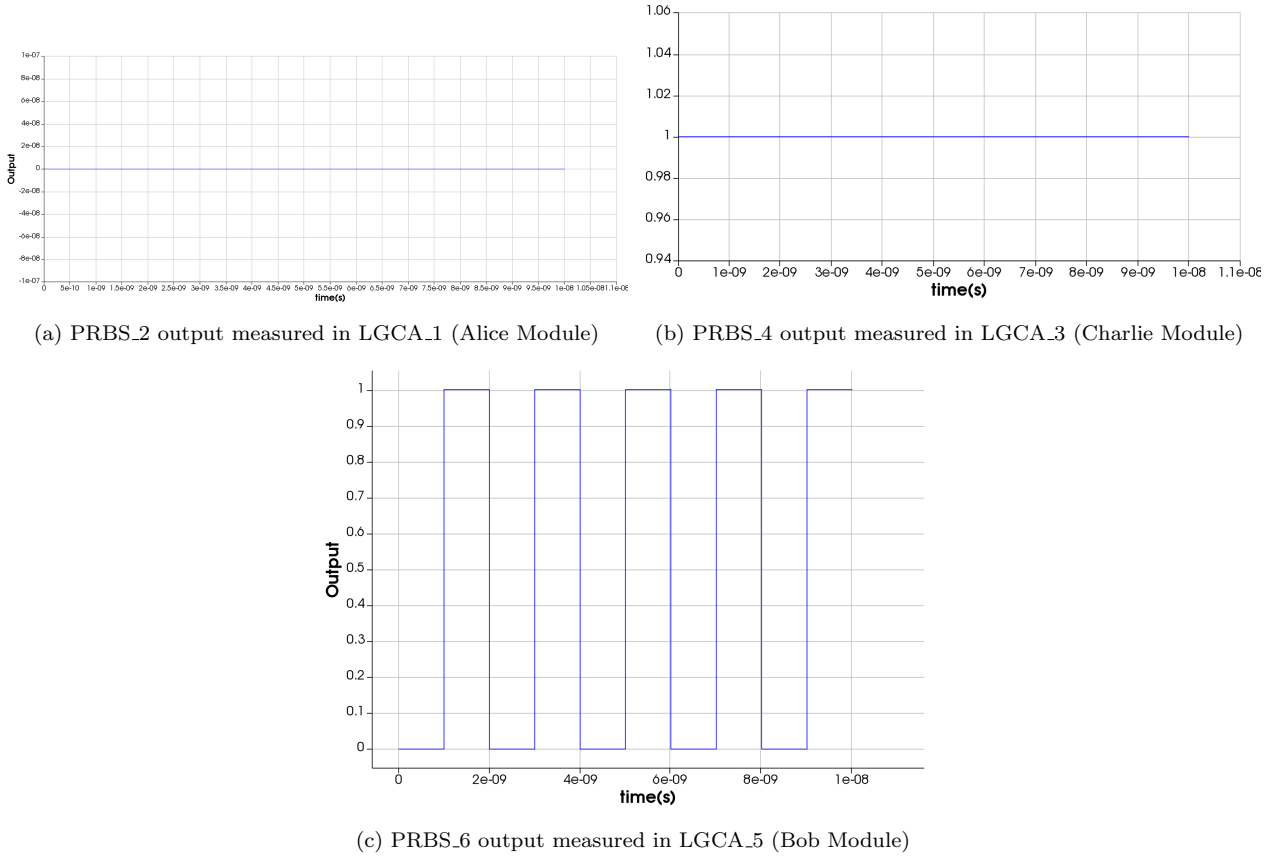
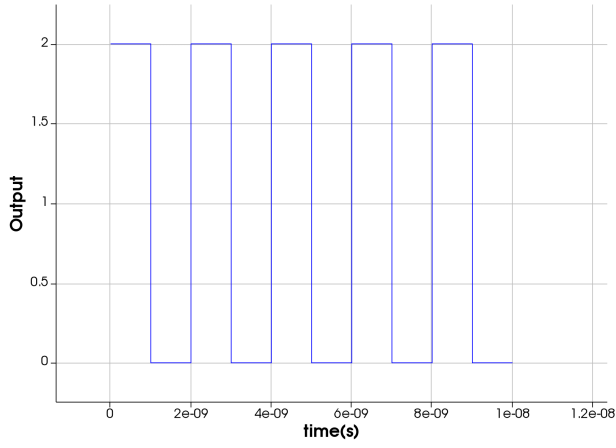


Figure 8: Comparing phase modulator output of Alice, Bob and Charlie modules from PRBS_2, PRBS_4 and PRBS_6, respectively in digital form.

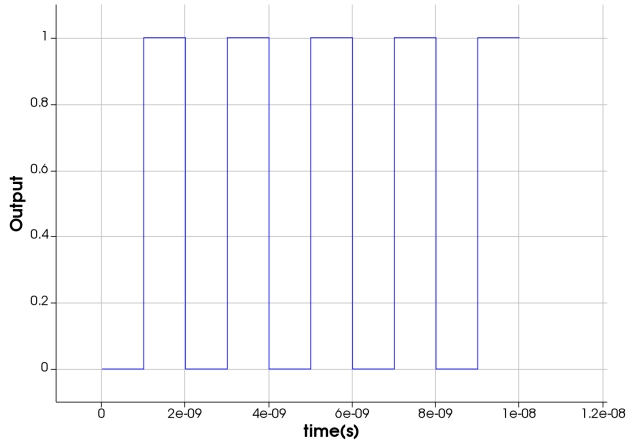
losses described by Eq. (29) ($L = l_A + l_B + l'_B + l_C$ is fixed where $l_A = l_B = l'_B = l_C$ in FIBER_1, FIBER_2, FIBER_3, FIBER_4 of Fig. 4). We obtain the secret key rate in the log scale, which closely matches the behavior of the result from the previous section, as shown in Fig. 10. The final secret key rate (skr) is obtained from the sifted key rate (kr) based on the Holevo bound from Eq. (19), where $\text{skr} = \text{kr} \times (1 - \chi)$. For a finite number of pulses sent ($N = 10^9$), the key rates are lower than the asymptotic key rate from Eq. (26), as expected. Further, in Fig. 10, we observe that by varying the mean photon number, $\mu = 0.2$ shows optimal secret key rate compared to $\mu = 0.5$ (considering $\mu_1 = \mu_2 = \mu$ in Eq. (26)). The secret key rate was more than 10^{-6} per pulse (1 kbps) for $L = 250\text{kms}$.

6. Difficulty in practical implementation

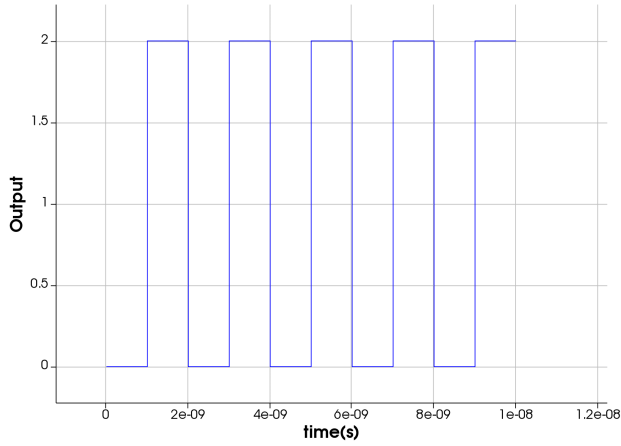
Practically putting in place a twin-field protocol between multiple parties presents technological difficulties since active phase stabilization is necessary to interfere with coherent pulses due to random phase fluctuations [10, 44, 45, 46]. It is worth noting that this problem presents the main bottleneck in realizing twin-field cryptography, and calls for unique technology developed to address it. Here we mention two such methods: (a) in one case, the wavelengths of two users' operating two separate lasers are locked to estimate and compensate for phase drift [44, 46]; (b) In another case, phase fluctuation was overcome by matching the modes of two independent lasers using the laser injection technique and the phase post-compensation approach [45]. The central nodes AB and BC function as gigantic Mach-Zehnder interferometers for interference measurement, as shown in Fig. 2. Stabilizing an unbalanced Mach-Zehnder interferometer with widely different path lengths is challenging. So, the setup would necessitate that users Alice-Bob (Bob-Charlie) have an identical geographic distance to the central node AB(BC) for the interference of pulses ideally, whereas, in the real world, there could



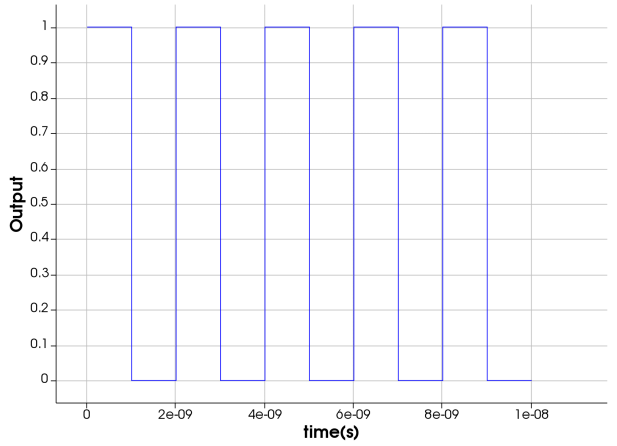
(a) Detector COMPOUND_9 output measured in LGCA_11 (Node AB)



(b) Detector COMPOUND_10 output measured in LGCA_12 (Node AB)



(c) Detector COMPOUND_7 output measured in LGCA_7 (Node BC)



(d) Detector COMPOUND_8 output measured in LGCA_8 (Node BC)

Figure 9: Comparing detections at node AB from C.1 detectors COMPOUND_9, COMPOUND_10 and node BC from C.2 detectors COMPOUND_7, COMPOUND_8, respectively in digital form.

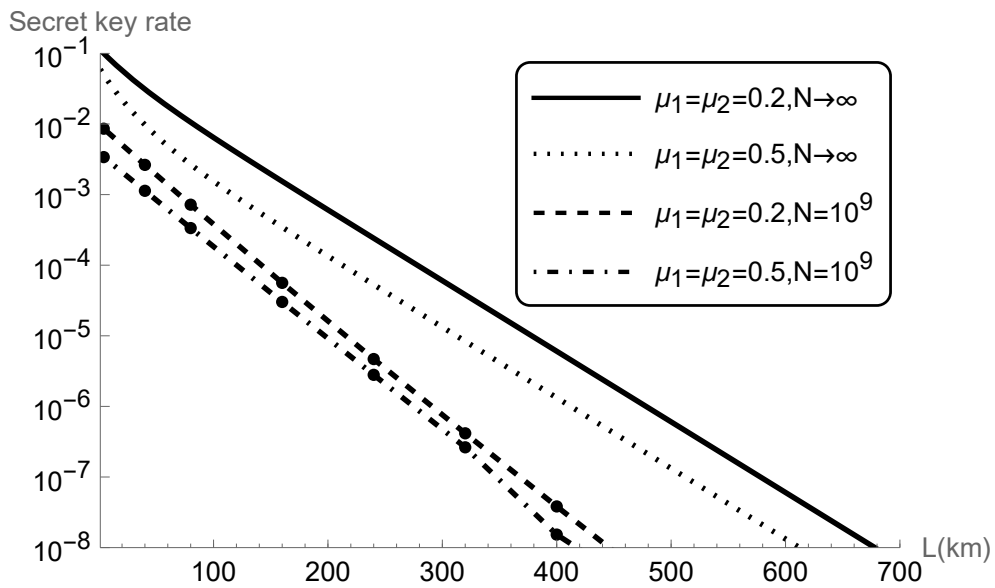


Figure 10: Secret key rate from simulations compared with asymptotic key rate from Eq. (26). The optimal value of mean photon number μ for higher secret key rate is around 0.2 with finite pulses.

be significant variations in the geographic distances between various parties and the nodes. A more practical method to accomplish this is via sending-or-not-sending, a unique type of twin-field protocol where data is encoded based on the decision to send in a coherent state (sending) or a vacuum state (not sending), and it has tolerance to phase misalignment errors [65].

Following the discussion similar to in Sec. 2 using the setup in Fig. 2, Alice, Bob and Charlie decide at random whether to send a vacuum state with probability $1 - p_s$ recording a bit value 0, 1 and 0 or a coherent state $|\alpha\rangle$, $|\beta\rangle$ and $|\gamma\rangle$ with probability p_s recording a bit value 1, 0 and 1. They get a bit error when both Alice and Bob (Bob and Charlie) decide to send the coherent state, and the click is recorded in node AB (BC). They must select a small sending probability p_s to lower the likelihood of a sending-sending case p_s^2 since the correct clicks correspond to the case where only one of Alice and Bob (Bob and Charlie) choose to send a coherent state to node AB (BC). It was shown recently that actively odd-parity pairing post-processing technique can address this issue by enhancing the transmission probability and notably lower the impact of bit errors [66].

7. Conclusion

We propose and examine a technique that expands on the two-party twin-field quantum key distribution to obtain a protocol for the concurrent multi-party quantum key agreement. For the proposed protocol, we carry out the asymptotic key rate analysis from a security proof based on the technique of entanglement-based source replacement. We simulated the protocol on the ANSYS Interconnect platform by assessing its practical implementation. These simulations can be augmented by including realistic experimental issues such as phase misalignment errors and the use of decoy states with varying intensities. This exercise can be extended to extensively study the variant of the present protocol based on the sending-or-not-sending twin-field protocol [65]. These simulations can also be used to quantify the information lost by the quantum hacking efforts [3, 5, 61]. Trojan-horse attack [67, 68, 69, 70, 71] and backflash attack [72, 73] were studied on distributed-phase-reference QKD simulations using ANSYS, which might also be relevant to twin-field implementation [74].

References

- [1] A. K. Ekert, “Quantum cryptography based on bell’s theorem,” *Phys. Rev. Lett.*, vol. 67, pp. 661–663, Aug 1991.
- [2] C. H. Bennett and G. Brassard, “Quantum cryptography: Public key distribution and coin tossing,” *Theoretical Computer Science*, vol. 560, pp. 7–11, 2014. Theoretical Aspects of Quantum Cryptography – celebrating 30 years of BB84.
- [3] V. Scarani, H. Bechmann-Pasquinucci, N. J. Cerf, M. Dušek, N. Lütkenhaus, and M. Peev, “The security of practical quantum key distribution,” *Rev. Mod. Phys.*, vol. 81, pp. 1301–1350, Sep 2009.
- [4] H.-K. Lo, M. Curty, and K. Tamaki, “Secure quantum key distribution,” *Nature Photonics*, vol. 8, pp. 595–604, Aug 2014.
- [5] F. Xu, X. Ma, Q. Zhang, H.-K. Lo, and J.-W. Pan, “Secure quantum key distribution with realistic devices,” *Rev. Mod. Phys.*, vol. 92, p. 025002, May 2020.
- [6] S. Pirandola, U. L. Andersen, L. Banchi, M. Berta, D. Bunandar, R. Colbeck, D. Englund, T. Gehring, C. Lupo, C. Ottaviani, J. L. Pereira, M. Razavi, J. S. Shaari, M. Tomamichel, V. C. Usenko, G. Vallone, P. Villoresi, and P. Wallden, “Advances in quantum cryptography,” *Adv. Opt. Photon.*, vol. 12, pp. 1012–1236, Dec 2020.

- [7] M. Lucamarini, Z. L. Yuan, J. F. Dynes, and A. J. Shields, “Overcoming the rate–distance limit of quantum key distribution without quantum repeaters,” *Nature*, vol. 557, pp. 400–403, May 2018.
- [8] M. Takeoka, S. Guha, and M. M. Wilde, “Fundamental rate-loss tradeoff for optical quantum key distribution,” *Nature Communications*, vol. 5, p. 5235, Oct 2014.
- [9] S. Pirandola, R. Laurenza, C. Ottaviani, and L. Banchi, “Fundamental limits of repeaterless quantum communications,” *Nature Communications*, vol. 8, p. 15043, Apr 2017.
- [10] M. Minder, M. Pittaluga, G. L. Roberts, M. Lucamarini, J. F. Dynes, Z. L. Yuan, and A. J. Shields, “Experimental quantum key distribution beyond the repeaterless secret key capacity,” *Nature Photonics*, vol. 13, pp. 334–338, May 2019.
- [11] H.-L. Yin and Y. Fu, “Measurement-device-independent twin-field quantum key distribution,” *Scientific Reports*, vol. 9, p. 3045, Feb 2019.
- [12] Y.-M. Xie, C.-X. Weng, Y.-S. Lu, Y. Fu, Y. Wang, H.-L. Yin, and Z.-B. Chen, “Scalable high-rate twin-field quantum key distribution networks without constraint of probability and intensity,” *Phys. Rev. A*, vol. 107, p. 042603, Apr 2023.
- [13] D. Castelvecchi, “Ibm’s quantum cloud computer goes commercial,” *Nature*, vol. 543, pp. 159–159, Mar 2017.
- [14] C. Elliott, A. Colvin, D. Pearson, O. Pikalo, J. Schlafer, and H. Yeh, “Current status of the darpa quantum network,” in *Quantum Information and computation III*, vol. 5815, pp. 138–149, SPIE, 2005.
- [15] W. Chen, Z.-F. Han, T. Zhang, H. Wen, Z.-Q. Yin, F.-X. Xu, Q.-L. Wu, Y. Liu, Y. Zhang, X.-F. Mo, Y.-Z. Gui, G. Wei, and G.-C. Guo, “Field experiment on a “star type” metropolitan quantum key distribution network,” *IEEE Photonics Technology Letters*, vol. 21, no. 9, pp. 575–577, 2009.
- [16] M. Peev, C. Pacher, R. Alléaume, C. Barreiro, J. Bouda, W. Boxleitner, T. Debuisschert, E. Diamanti, M. Dianati, J. F. Dynes, S. Fasel, S. Fossier, M. Fürst, J.-D. Gautier, O. Gay, N. Gisin, P. Grangier, A. Happe, Y. Hasani, M. Hentschel, H. Hübel, G. Humer, T. Länger, M. Legré, R. Lieger, J. Lodewyck, T. Lorünser, N. Lütkenhaus, A. Marhold, T. Matyus, O. Maurhart, L. Monat, S. Nauerth, J.-B. Page, A. Poppe, E. Querasser, G. Ribordy, S. Robyr, L. Salvail, A. W. Sharpe, A. J. Shields, D. Stucki, M. Suda, C. Tamas, T. Themel, R. T. Thew, Y. Thoma, A. Treiber, P. Trinkler, R. Tualle-Brouri, F. Vannel, N. Walenta, H. Weier, H. Weinfurter, I. Wimberger, Z. L. Yuan, H. Zbinden, and A. Zeilinger, “The secoqc quantum key distribution network in vienna,” *New Journal of Physics*, vol. 11, p. 075001, jul 2009.
- [17] S. Wang, W. Chen, Z.-Q. Yin, Y. Zhang, T. Zhang, H.-W. Li, F.-X. Xu, Z. Zhou, Y. Yang, D.-J. Huang, L.-J. Zhang, F.-Y. Li, D. Liu, Y.-G. Wang, G.-C. Guo, and Z.-F. Han, “Field test of wavelength-saving quantum key distribution network,” *Opt. Lett.*, vol. 35, pp. 2454–2456, Jul 2010.
- [18] D. Stucki, M. Legré, F. Buntschu, B. Clausen, N. Felber, N. Gisin, L. Henzen, P. Junod, G. Litzistorf, P. Monbaron, L. Monat, J.-B. Page, D. Perroud, G. Ribordy, A. Rochas, S. Robyr, J. Tavares, R. Thew, P. Trinkler, S. Ventura, R. Voirol, N. Walenta, and H. Zbinden, “Long-term performance of the swissquantum quantum key distribution network in a field environment,” *New Journal of Physics*, vol. 13, p. 123001, dec 2011.

- [19] M. Sasaki, M. Fujiwara, H. Ishizuka, W. Klaus, K. Wakui, M. Takeoka, S. Miki, T. Yamashita, Z. Wang, A. Tanaka, K. Yoshino, Y. Nambu, S. Takahashi, A. Tajima, A. Tomita, T. Domeki, T. Hasegawa, Y. Sakai, H. Kobayashi, T. Asai, K. Shimizu, T. Tokura, T. Tsurumaru, M. Matsui, T. Honjo, K. Tamaki, H. Takesue, Y. Tokura, J. F. Dynes, A. R. Dixon, A. W. Sharpe, Z. L. Yuan, A. J. Shields, S. Uchikoga, M. Legré, S. Robyr, P. Trinkler, L. Monat, J.-B. Page, G. Ribordy, A. Poppe, A. Allacher, O. Maurhart, T. Länger, M. Peev, and A. Zeilinger, “Field test of quantum key distribution in the tokyo qkd network,” *Opt. Express*, vol. 19, pp. 10387–10409, May 2011.
- [20] Y.-L. Tang, H.-L. Yin, Q. Zhao, H. Liu, X.-X. Sun, M.-Q. Huang, W.-J. Zhang, S.-J. Chen, L. Zhang, L.-X. You, Z. Wang, Y. Liu, C.-Y. Lu, X. Jiang, X. Ma, Q. Zhang, T.-Y. Chen, and J.-W. Pan, “Measurement-device-independent quantum key distribution over untrustful metropolitan network,” *Phys. Rev. X*, vol. 6, p. 011024, Mar 2016.
- [21] Y.-A. Chen, Q. Zhang, T.-Y. Chen, W.-Q. Cai, S.-K. Liao, J. Zhang, K. Chen, J. Yin, J.-G. Ren, Z. Chen, S.-L. Han, Q. Yu, K. Liang, F. Zhou, X. Yuan, M.-S. Zhao, T.-Y. Wang, X. Jiang, L. Zhang, W.-Y. Liu, Y. Li, Q. Shen, Y. Cao, C.-Y. Lu, R. Shu, J.-Y. Wang, L. Li, N.-L. Liu, F. Xu, X.-B. Wang, C.-Z. Peng, and J.-W. Pan, “An integrated space-to-ground quantum communication network over 4,600 kilometres,” *Nature*, vol. 589, pp. 214–219, Jan 2021.
- [22] S. L. Braunstein and S. Pirandola, “Side-channel-free quantum key distribution,” *Phys. Rev. Lett.*, vol. 108, p. 130502, Mar 2012.
- [23] H.-K. Lo, M. Curty, and B. Qi, “Measurement-device-independent quantum key distribution,” *Phys. Rev. Lett.*, vol. 108, p. 130503, Mar 2012.
- [24] X. Zhong, W. Wang, L. Qian, and H.-K. Lo, “Proof-of-principle experimental demonstration of twin-field quantum key distribution over optical channels with asymmetric losses,” *npj Quantum Information*, vol. 7, p. 8, Jan 2021.
- [25] X. Zhong, W. Wang, R. Mandil, H.-K. Lo, and L. Qian, “Simple multiuser twin-field quantum key distribution network,” *Phys. Rev. Appl.*, vol. 17, p. 014025, Jan 2022.
- [26] C. H. Park, M. K. Woo, B. K. Park, Y.-S. Kim, H. Baek, S.-W. Lee, H.-T. Lim, S.-W. Jeon, H. Jung, S. Kim, and S.-W. Han, “ $2 \times n$ twin-field quantum key distribution network configuration based on polarization, wavelength, and time division multiplexing,” *npj Quantum Information*, vol. 8, p. 48, May 2022.
- [27] V. N. Rao, A. Banerjee, and R. Srikanth, “Quantum counterfactuality with identical particles,” *Communications in Theoretical Physics*, vol. 75, p. 065102, may 2023.
- [28] T.-G. Noh, “Counterfactual quantum cryptography,” *Physical review letters*, vol. 103, no. 23, p. 230501, 2009.
- [29] V. N. Rao, S. Utagi, A. Pathak, and R. Srikanth, “Protocols for counterfactual and twin-field quantum digital signatures,” *Phys. Rev. A*, vol. 109, p. 032435, Mar 2024.
- [30] S. Bose, V. Vedral, and P. L. Knight, “Multiparticle generalization of entanglement swapping,” *Phys. Rev. A*, vol. 57, pp. 822–829, Feb 1998.
- [31] A. Cabello, “Multiparty key distribution and secret sharing based on entanglement swapping,” 2000.
- [32] K. Chen and H. Lo, “Multi-partite quantum cryptographic protocols with noisy GHZ states,” *Quantum Inf. Comput.*, vol. 7, no. 8, pp. 689–715, 2007.

- [33] R. Matsumoto, “Multiparty quantum-key-distribution protocol without use of entanglement,” *Phys. Rev. A*, vol. 76, p. 062316, Dec 2007.
- [34] M. Epping, H. Kampermann, C. Macchiavello, and D. Bruß, “Multi-partite entanglement can speed up quantum key distribution in networks,” *New Journal of Physics*, vol. 19, p. 093012, Sep 2017.
- [35] G. Murta, F. Grasselli, H. Kampermann, and D. Bruß, “Quantum conference key agreement: A review,” *Advanced Quantum Technologies*, vol. 3, no. 11, p. 2000025, 2020.
- [36] Y. Fu, H.-L. Yin, T.-Y. Chen, and Z.-B. Chen, “Long-distance measurement-device-independent multiparty quantum communication,” *Phys. Rev. Lett.*, vol. 114, p. 090501, Mar 2015.
- [37] J. Ribeiro, G. Murta, and S. Wehner, “Fully device-independent conference key agreement,” *Phys. Rev. A*, vol. 97, p. 022307, Feb 2018.
- [38] S. Das, S. Bäuml, M. Winczewski, and K. Horodecki, “Universal limitations on quantum key distribution over a network,” *Phys. Rev. X*, vol. 11, p. 041016, Oct 2021.
- [39] F. Grasselli, H. Kampermann, and D. Bruß, “Conference key agreement with single-photon interference,” *New Journal of Physics*, vol. 21, p. 123002, Dec 2019.
- [40] S. Zhao, P. Zeng, W.-F. Cao, X.-Y. Xu, Y.-Z. Zhen, X. Ma, L. Li, N.-L. Liu, and K. Chen, “Phase-matching quantum cryptographic conferencing,” *Phys. Rev. Appl.*, vol. 14, p. 024010, Aug 2020.
- [41] X.-Y. Cao, Y.-S. Lu, Z. Li, J. Gu, H.-L. Yin, and Z.-B. Chen, “High key rate quantum conference key agreement with unconditional security,” *IEEE Access*, vol. 9, pp. 128870–128876, 2021.
- [42] X.-Y. Cao, J. Gu, Y.-S. Lu, H.-L. Yin, and Z.-B. Chen, “Coherent one-way quantum conference key agreement based on twin field,” *New Journal of Physics*, vol. 23, p. 043002, Apr 2021.
- [43] Z. Li, X.-Y. Cao, C.-L. Li, C.-X. Weng, J. Gu, H.-L. Yin, and Z.-B. Chen, “Finite-key analysis for quantum conference key agreement with asymmetric channels,” *Quantum Science and Technology*, vol. 6, p. 045019, Sep 2021.
- [44] Y. Liu, Z.-W. Yu, W. Zhang, J.-Y. Guan, J.-P. Chen, C. Zhang, X.-L. Hu, H. Li, C. Jiang, J. Lin, T.-Y. Chen, L. You, Z. Wang, X.-B. Wang, Q. Zhang, and J.-W. Pan, “Experimental twin-field quantum key distribution through sending or not sending,” *Phys. Rev. Lett.*, vol. 123, p. 100505, Sep 2019.
- [45] X.-T. Fang, P. Zeng, H. Liu, M. Zou, W. Wu, Y.-L. Tang, Y.-J. Sheng, Y. Xiang, W. Zhang, H. Li, Z. Wang, L. You, M.-J. Li, H. Chen, Y.-A. Chen, Q. Zhang, C.-Z. Peng, X. Ma, T.-Y. Chen, and J.-W. Pan, “Implementation of quantum key distribution surpassing the linear rate-transmittance bound,” *Nature Photonics*, vol. 14, pp. 422–425, Jul 2020.
- [46] J.-P. Chen, C. Zhang, Y. Liu, C. Jiang, W. Zhang, X.-L. Hu, J.-Y. Guan, Z.-W. Yu, H. Xu, J. Lin, M.-J. Li, H. Chen, H. Li, L. You, Z. Wang, X.-B. Wang, Q. Zhang, and J.-W. Pan, “Sending-or-not-sending with independent lasers: Secure twin-field quantum key distribution over 509 km,” *Phys. Rev. Lett.*, vol. 124, p. 070501, Feb 2020.
- [47] Ferenczi, Agnes, *Security proof methods for quantum key distribution protocols*. PhD thesis, University of Waterloo, 2013.

- [48] M. Curty, M. Lewenstein, and N. Lütkenhaus, “Entanglement as a precondition for secure quantum key distribution,” *Phys. Rev. Lett.*, vol. 92, p. 217903, May 2004.
- [49] J. Lin and N. Lütkenhaus, “Simple security analysis of phase-matching measurement-device-independent quantum key distribution,” *Phys. Rev. A*, vol. 98, p. 042332, Oct 2018.
- [50] C. W. Helstrom, “Quantum detection and estimation theory,” *Journal of Statistical Physics*, vol. 1, pp. 231–252, Jun 1969.
- [51] I. Devetak and A. Winter, “Distillation of secret key and entanglement from quantum states,” *Proceedings of the Royal Society A: Mathematical, Physical and Engineering Sciences*, vol. 461, no. 2053, pp. 207–235, 2005.
- [52] S. Zhao and H. De Raedt, “Event-by-Event Simulation of Quantum Cryptography Protocols,” *Journal of Computational and Theoretical Nanoscience*, vol. 5, pp. 490–504, Apr. 2008.
- [53] P. J. Coles, E. M. Metodiev, and N. Lütkenhaus, “Numerical approach for unstructured quantum key distribution,” *Nature Communications*, vol. 7, p. 11712, May 2016.
- [54] A. Buhari, Z. A. Zukarnain, S. K. Subramaniam, H. Zainuddin, and S. Saharudin, “An efficient modeling and simulation of quantum key distribution protocols using optisystem™,” in *2012 IEEE Symposium on Industrial Electronics and Applications*, pp. 84–89, 2012.
- [55] L. O. Mailloux, J. D. Morris, M. R. Grimaila, D. D. Hodson, D. R. Jacques, J. M. Colombi, C. V. Mclaughlin, and J. A. Holes, “A modeling framework for studying quantum key distribution system implementation nonidealities,” *IEEE Access*, vol. 3, pp. 110–130, 2015.
- [56] R. Chatterjee, K. Joarder, S. Chatterjee, B. C. Sanders, and U. Sinha, “qkdsim, a simulation toolkit for quantum key distribution including imperfections: Performance analysis and demonstration of the b92 protocol using heralded photons,” *Phys. Rev. Appl.*, vol. 14, p. 024036, Aug 2020.
- [57] G.-J. Fan-Yuan, W. Chen, F.-Y. Lu, Z.-Q. Yin, S. Wang, G.-C. Guo, and Z.-F. Han, “A universal simulating framework for quantum key distribution systems,” *Science China Information Sciences*, vol. 63, p. 180504, Jul 2020.
- [58] L. O. Mailloux, D. D. Hodson, M. R. Grimaila, R. D. Engle, C. V. Mclaughlin, and G. B. Baumgartner, “Using modeling and simulation to study photon number splitting attacks,” *IEEE Access*, vol. 4, pp. 2188–2197, 2016.
- [59] X.-L. Pang, A.-L. Yang, C.-N. Zhang, J.-P. Dou, H. Li, J. Gao, and X.-M. Jin, “Hacking quantum key distribution via injection locking,” *Phys. Rev. Appl.*, vol. 13, p. 034008, Mar 2020.
- [60] Y.-F. Lu, M.-S. Jiang, Y. Wang, X.-X. Zhang, F. Liu, C. Zhou, H.-W. Li, S.-B. Tang, J.-Y. Wang, and W.-S. Bao, “Practical analysis of sending or not-sending twin-field quantum key distribution with frequency side channels,” *Applied Sciences*, vol. 11, no. 20, 2021.
- [61] B. federal office for information security, “Implementation attacks against qkd systems,” <https://www.bsi.bund.de/SharedDocs/Downloads/EN/BSI/Publications/Studies/QKD-Systems/QKD-Systems.pdf>, Dec 2023.
- [62] Q. Peng, J.-P. Chen, T. Xing, D. Wang, Y. Wang, Y. Liu, and A. Huang, “Practical security of twin-field quantum key distribution under wavelength-switching attack,” 2024.

- [63] X. Ma, B. Qi, Y. Zhao, and H.-K. Lo, “Practical decoy state for quantum key distribution,” *Phys. Rev. A*, vol. 72, p. 012326, Jul 2005.
- [64] L.-J. Wang, K.-H. Zou, W. Sun, Y. Mao, Y.-X. Zhu, H.-L. Yin, Q. Chen, Y. Zhao, F. Zhang, T.-Y. Chen, and J.-W. Pan, “Long-distance copropagation of quantum key distribution and terabit classical optical data channels,” *Phys. Rev. A*, vol. 95, p. 012301, Jan 2017.
- [65] X.-B. Wang, Z.-W. Yu, and X.-L. Hu, “Twin-field quantum key distribution with large misalignment error,” *Phys. Rev. A*, vol. 98, p. 062323, Dec 2018.
- [66] Y. Liu, W.-J. Zhang, C. Jiang, J.-P. Chen, C. Zhang, W.-X. Pan, D. Ma, H. Dong, J.-M. Xiong, C.-J. Zhang, H. Li, R.-C. Wang, J. Wu, T.-Y. Chen, L. You, X.-B. Wang, Q. Zhang, and J.-W. Pan, “Experimental twin-field quantum key distribution over 1000 km fiber distance,” *Phys. Rev. Lett.*, vol. 130, p. 210801, May 2023.
- [67] V. M. Artem Vakhitov and D. R. Hjelm, “Large pulse attack as a method of conventional optical eavesdropping in quantum cryptography,” *Journal of Modern Optics*, vol. 48, no. 13, pp. 2023–2038, 2001.
- [68] N. Gisin, S. Fasel, B. Kraus, H. Zbinden, and G. Ribordy, “Trojan-horse attacks on quantum-key-distribution systems,” *Phys. Rev. A*, vol. 73, p. 022320, Feb 2006.
- [69] N. Jain, E. Anisimova, I. Khan, V. Makarov, C. Marquardt, and G. Leuchs, “Trojan-horse attacks threaten the security of practical quantum cryptography,” *New Journal of Physics*, vol. 16, p. 123030, dec 2014.
- [70] S. Sajeed, C. Minshull, N. Jain, and V. Makarov, “Invisible trojan-horse attack,” *Scientific Reports*, vol. 7, p. 8403, Aug 2017.
- [71] N. Jain, B. Stiller, I. Khan, V. Makarov, C. Marquardt, and G. Leuchs, “Risk analysis of trojan-horse attacks on practical quantum key distribution systems,” *IEEE Journal of Selected Topics in Quantum Electronics*, vol. 21, no. 3, pp. 168–177, 2015.
- [72] P. V. P. Pinheiro, P. Chaiwongkhot, S. Sajeed, R. T. Horn, J.-P. Bourgoin, T. Jennewein, N. Lütkenhaus, and V. Makarov, “Eavesdropping and countermeasures for backflash side channel in quantum cryptography,” *Opt. Express*, vol. 26, pp. 21020–21032, Aug 2018.
- [73] A. Meda, I. P. Degiovanni, A. Tosi, Z. Yuan, G. Brida, and M. Genovese, “Quantifying backflash radiation to prevent zero-error attacks in quantum key distribution,” *Light: Science & Applications*, vol. 6, pp. e16261–e16261, Jun 2017.
- [74] V. Abhignan, A. Jamunkar, G. Nair, M. Mittal, and M. Shrivastava, “Simulations of distributed-phase-reference quantum key distribution protocols,” *Physica Scripta*, vol. 99, p. 105131, sep 2024.