

# Exploring neutrino interactions in light of present and upcoming galaxy survey

Sourav Pal,<sup>a,1</sup> Rickmoy Samanta<sup>b</sup> and Supratik Pal<sup>a</sup>

<sup>a</sup>Physics and Applied Mathematics Unit, Indian Statistical Institute,  
203, B.T. Road, Kolkata 700108, India

<sup>b</sup>Department of Physics, Birla Institute of Technology and Science Pilani,  
Hyderabad 500078, India

E-mail: [soupal1729@gmail.com](mailto:soupal1729@gmail.com), [rickmoysamanta@gmail.com](mailto:rickmoysamanta@gmail.com), [supratik@isical.ac.in](mailto:supratik@isical.ac.in)

**Abstract.** In the standard cosmological framework, neutrinos begin to free-stream after the weak interaction phase ends in the early universe, at a temperature of approximately  $T \sim 1$  MeV. However, the onset of neutrino free-streaming can be delayed if additional interactions occur in the early universe, leaving imprints on both the cosmic microwave background (CMB) angular power spectra and the large-scale structure (LSS) matter power spectra. We present a thorough analysis of early universe neutrino interactions with a fairly generalized parameterization of the interaction rates as a power law in neutrino temperature. In this (6+2) parameter scenario, we constrain the cosmological parameters along with the free-streaming redshift and the sum of the neutrino mass in presence of such interactions, with the help of full shape (FS) galaxy power spectra from BOSS Data Release 12. Our analysis reveals that a combined dataset of FS along with CMB and BAO offers improved constraints on the free-streaming redshift from present data, comparable to the forecast results from future CMB-S4 data. Additionally, we investigate the prospects of future galaxy surveys by forecasting on Euclid mission in combination with Planck and CMB-S4, and find significant improvement on both the free-streaming redshift and the sum of the neutrino mass than the existing constraints as well as than CMB-S4 alone.

---

<sup>1</sup>Corresponding author.

---

## Contents

<b>1</b>	<b>Introduction</b>	<b>1</b>
<b>2</b>	<b>Neutrinos in cosmological perturbations</b>	<b>3</b>
2.1	Neutrino perturbation equations	3
2.2	Modeling early universe neutrino interactions	4
<b>3</b>	<b>Effect of neutrino interactions on full shape galaxy power spectra</b>	<b>6</b>
<b>4</b>	<b>Current data and methodology</b>	<b>9</b>
<b>5</b>	<b>Results and analysis</b>	<b>10</b>
<b>6</b>	<b>Forecasts on future CMB+LSS missions</b>	<b>15</b>
<b>7</b>	<b>Summary</b>	<b>19</b>
<b>A</b>	<b>Posterior distribution for all parameters: full shape galaxy spectra</b>	<b>22</b>
<b>B</b>	<b>Posterior distribution for all parameters: future CMB+LSS missions</b>	<b>25</b>

---

## 1 Introduction

Neutrinos, ever-present throughout the universe’s cosmic history, hold a profound significance in our understanding of fundamental physics. While they are considered massless in the standard model of particle physics, neutrino oscillation experiments [1, 2] conducted over the past few decades have revealed that at least two of the neutrino flavor eigenstates possess mass. Data from the neutrino oscillation experiments [3–5] provide a level of insight into the mass-splitting, and hence on the sum of neutrino mass. Current and future cosmological observations may chip in here by providing further information about the sum of neutrino mass and possible neutrino interactions. The most stringent upper bound on the sum of neutrino mass currently stands at  $\sum m_\nu < 0.12$  eV [6–8]. The presence of a non-zero neutrino mass brings forth a wide range of beyond standard model (BSM) scenarios, each allowing for different types of neutrino interactions. Terrestrial experiments have already made remarkable strides in probing these BSM interactions [4, 9]. Complimentary to that, cosmological observations provide a wealth of information about these interactions, offering a unique lens through which we can explore both the sum of neutrino mass and the underlying nature of their interactions.

In the standard model of cosmology, neutrinos decouple from the primordial plasma at around  $\sim 1$  MeV, when the weak interaction ( $\sim G_F^2 T^5$ ) is suppressed in comparison to the Hubble expansion rate  $H(T)$ . Here  $G_F$  is the Fermi coupling constant, which denotes the strength of the weak interaction. After decoupling, neutrinos free-stream through the photon-baryon fluid with almost the speed of light, that eventually drags the photon-baryon fluid towards smaller scales. Moreover, neutrinos introduce a significant anisotropic component in the evolution of gravitational potential, leading to a noticeable suppression in the peaks of the Cosmic Microwave Background (CMB) spectrum [10–13]. These influences extend to

the Baryon Acoustic Oscillation (BAO) features observed in the large-scale structure of the late universe [14–16]. The combined insights from CMB and BAO measurements thus serve to constrain the elusive nature of neutrino free-streaming and corresponding interactions [16–18].

Various well-motivated neutrino interactions have been brought forth in the last few decades. These include interactions in both early and late universe. Neutrino interactions in the early universe delay the onset of free-streaming and as a result leaves distinguishable signatures in both the CMB power spectra and BAO. In the early universe, neutrino interactions are preferably described by the four Fermi self-interaction where the interaction strength varies with temperature as  $T_\nu^5$ . These kinds of neutrino interactions have been studied before in the literature in light of CMB [19–21, 21–29]. In addition, various BSM interactions within the neutrino sector have also been studied, including scenarios where neutrinos annihilate into massless scalars [30–34] or undergo decay and inverse decay via eV-scale neutrinophilic scalars [35–38]. These latter interactions are more prominent at lower temperatures and primarily impact large-scale modes, whereas neutrino self-interactions on the other hand are most effective at higher temperatures, influencing small-scale modes. Neutrinos interacting at late universe as well as transient interactions have a free-stream window in the redshift range  $2000 < z < 10^5$ , primarily affecting the large scale modes [39]. On the other hand, small scale modes carry information of interactions that are dominant at high temperature (early universe), which is the focus of the present analysis.

Most of the previous studies on interacting neutrino models have primarily focused on the CMB. Recently, however, information from the Large Scale Structure (LSS), particularly in the mildly non-linear regime, has been employed to investigate scenarios of strongly interacting (SI) and moderately interacting (MI) modes in  $T_\nu^5$  type neutrino self-interactions in [40–42]. However, a major challenge in probing the non-linear regime is the breakdown of standard perturbation theory after the linear regime, that calls for simulation-based approaches [43–45]. Possible alternatives like the Effective Field Theory (EFT) of Large Scale Structure (LSS) has shown promise in extracting cosmological information from small scales, at least up to the mildly non-linear regime. In order to investigate non-trivial neutrino interactions that may not be easily tractable in simulations, our study will follow the EFT of LSS approach. Additionally, previous studies mainly focused on constraining the effective interaction strength in four Fermi like neutrino self-interactions using EFT of LSS. Our analysis adopts a more general parameterization of neutrino interactions in the early universe, following [39]. We adopt a temperature-dependent parameterization of the neutrino interaction rate as detailed in [39] and characterize it by a power law in temperature,  $\Gamma_\nu \propto T_\nu^{n_{\text{int}}}$ , where  $\Gamma_\nu$  represents the neutrino interaction rate,  $T_\nu$  is the background neutrino temperature, and  $n_{\text{int}}$  is a power-law index that generalizes all types of neutrino interactions. Specifically, we consider interactions with power law index  $n_{\text{int}} = 3, 4$  and  $5$  respectively in our analysis. This will also help us investigate the scenario in a fairly model-independent way. Although some of the scenarios may not be readily mapped into a simple particle physics models, examining the free-streaming window of neutrinos through LSS analysis, in conjunction with recent CMB studies, remains a valuable endeavor.

In this work, we investigate the effects of neutrino interaction on LSS following the EFT of LSS approach and search for possible bounds on the parameters from present and upcoming Galaxy Surveys in combination with CMB. Although we constrain the standard cosmological parameters (in the background  $\Lambda$ CDM setup) along with the neutrino interactions parameters, our primary intention is to find out possible bounds on the interaction

redshift and the sum over neutrino mass. Here the term “interaction redshift” refers to the specific redshift at which neutrinos start to free-stream (denoted by  $z_{\text{int}}$  throughout the paper, which is essentially the decoupling redshift of neutrinos from the specific interaction under consideration.<sup>1</sup>) Additionally, contrary to the previous analysis [39], we make use of full shape (FS) galaxy survey data in combination with CMB to constrain the parameters. More specifically, we employ the multipoles of galaxy power spectra data from Baryonic Oscillation Spectroscopic Survey (BOSS) Data Release 12 (DR12), which has been combined into a full shape (FS) likelihood in [46–48]. As demonstrated in the present article, these early universe neutrino interactions impact the galaxy power spectra multipoles differently depending on the interaction redshift. Our investigations suggest improved bounds on interaction redshift ( $z_{\text{int}}$ ) over those obtained from (Planck+ BAO) only analysis [22, 39, 49]. More specifically, we find  $z_{\text{int}} > 7.93 \times 10^3$  (for  $n_{\text{int}} = 3$ ),  $z_{\text{int}} > 1.28 \times 10^5$  (for  $n_{\text{int}} = 4$ ) and  $z_{\text{int}} > 1.7 \times 10^5$  (for  $n_{\text{int}} = 5$ ). Interestingly, the ( $n_{\text{int}} = 5$ ) scenario admits a concrete particle physics model [8, 22, 24, 25, 49] which allows us to obtain constraints on the coupling constant  $G_{\text{eff}} < 1.59 \times 10^{-4} \text{ MeV}^{-2}$ , which is consistent with the results obtained recently in [40, 42]. Moreover, our analysis with FS data in combination with CMB data suggests a relaxed bound on the sum of neutrino mass, yielding  $\sum m_\nu < 0.16 \text{ eV}$  at 95% confidence level (C.L.) for all the models in considerations. We further examine forecast results for future LSS observation, like Euclid mission in a joint analysis with CMB-S4 and Planck baseline, providing a further improved bound  $z_{\text{int}} > 6.31 \times 10^5$  (for  $n_{\text{int}} = 3$ ),  $z_{\text{int}} > 1.78 \times 10^6$  (for  $n_{\text{int}} = 4$ ) and  $z_{\text{int}} > 1.78 \times 10^6$  (for  $n_{\text{int}} = 5$ ). For  $n_{\text{int}} = 5$  model,  $z_{\text{int}} > 1.78 \times 10^6$  corresponds to an upper bound on the interaction coupling constant  $G_{\text{eff}} < 4.3 \times 10^{-6} \text{ MeV}^{-2}$ . Our forecast analysis also suggests that apart from  $z_{\text{int}}$ , Euclid galaxy survey will be able to probe the sum of neutrino mass with  $\sigma(\sum m_\nu) = 0.02 \text{ eV}$  at 95% C.L. in a joint analysis with CMB-S4 and Planck.

The paper is organized as follows. In Sec. 2, we briefly review the basics of cosmological perturbation theory (CPT) in presence of massive neutrinos within the linear regime in presence of interactions and modeling neutrino interactions in the early universe. Following that, in Sec. 3 we discuss how these scenarios affect the galaxy power spectra in mildly non-linear regime. The data and methodology used in this paper are presented in Sec. 4, while our results and discussions are shown in Sec. 5. Further in Sec. 6, we present the forecast for future missions and finally we summarize in Sec. 7. The detailed (6+2) parameter posterior distributions for all the cases are presented in Appendix A and B.

## 2 Neutrinos in cosmological perturbations

### 2.1 Neutrino perturbation equations

In the primordial universe, neutrinos, as relativistic entities, generate anisotropic stress within the perturbed Einstein metric. This anisotropy arises from the velocity perturbations in the fluid equations of free-streaming neutrinos and plays a pivotal role in shaping the CMB spectrum. Such anisotropic stress drives the metric perturbation that suppresses the CMB angular power spectra. Additionally, the rapid free-streaming of neutrinos at nearly the speed of light during this epoch introduces a phase shift in BAO. On the other hand, presence of interactions among neutrinos can delay the onset of free-streaming by dampening

---

<sup>1</sup>Note that, for interactions active at low redshift regime, neutrinos can recouple again with an unknown scalar field (in eV-scale neutrinophilic model), which is not considered here in this analysis.

the anisotropic stress, thereby altering the dynamics. The Boltzmann hierarchy equations, accounting for neutrino interactions, can be expressed as follows [22, 50],

$$\frac{d\Psi_0}{d\tau} = -\frac{qk}{\epsilon}\Psi_1 + \frac{1}{6}\dot{h}\frac{d\ln f_0}{d\ln q}, \quad (2.1a)$$

$$\frac{d\Psi_1}{d\tau} = \frac{qk}{3\epsilon}(\Psi_0 - 2\Psi_2), \quad (2.1b)$$

$$\frac{d\Psi_2}{d\tau} = \frac{qk}{5\epsilon}(2\Psi_1 - 3\Psi_3) - \left(\frac{1}{15}\dot{h} + \frac{2}{5}\dot{\eta}\right)\frac{d\ln f_0}{d\ln q} - a\Gamma_\nu\Psi_2, \quad (2.1c)$$

$$\frac{d\Psi_l}{d\tau} = \frac{qk}{(2l+1)\epsilon}[l\Psi_{l-1} - (l+1)\Psi_{l+1}] - a\Gamma_\nu\Psi_l, \quad l \geq 3. \quad (2.1d)$$

Here,  $f_0$  represents the background Fermi-Dirac distribution function, while  $\Psi_l(k, q, \tau)$  denotes the  $l^{\text{th}}$  order perturbation to the distribution function, corresponding to the  $l^{\text{th}}$  order Legendre polynomial in the Fourier space. The comoving energy density of relativistic neutrinos is given by  $\epsilon$  ( $\epsilon = \sqrt{q^2 + a^2 m_\nu^2}$ ), where  $q$  is the corresponding amplitude of the comoving momentum. Here Boltzmann hierarchy equations are expressed in synchronous gauge, where  $h$  and  $\eta$  represent the standard metric perturbations in this gauge.

Additionally,  $\Gamma_\nu$  signifies the neutrino interaction rate in the early universe, with the parameterization of this interaction rate detailed in the subsequent section. Due to the conservation of mass and momentum, the evolution equations for  $\Psi_0$  and  $\Psi_1$  are unaffected by the interaction terms while neutrino interactions begin to influence the Boltzmann hierarchy starting from  $l = 2$ .

We have implemented Eqs. (2.1a-2.1d) in the cosmological code CLASS-PT [51] which is an extension to the Boltzmann solver code CLASS [52, 53]. The code outputs are based on the EFT of LSS [54–63] as detailed in Sec. 3. Within CLASS-PT, the Boltzmann hierarchy equations have been computed in synchronous gauge following [39] as usually done in standard CLASS code [52, 53]. For implementing the interaction scenario, we use the standard relaxation time approximation. We assume that the interaction rate  $\Gamma_\nu$  only depends on the neutrino temperature and independent of the internal momenta and cosmological scales. Although the effects of including the momentum dependency of the interaction rate has been studied before in [20, 64], as long as neutrino mass is negligible and we consider  $\Gamma_\nu$  to be the average rate at which the neutrino free-streaming is damped, this is a good approximation to proceed. The approximations used for the neutrino Boltzmann hierarchy is mentioned in the footnote <sup>2</sup>.

## 2.2 Modeling early universe neutrino interactions

Neutrino interactions across the evolutionary timeline of our universe can be depicted through a generic, model-independent framework. The interaction rates within this paradigm are articulated in terms of the Hubble parameter, with a dependency on both the interaction redshift and the neutrino temperature index.

Neutrino interactions can be broadly categorized into those occurring in the early universe and those in the late universe. In the early universe, neutrinos are coupled through

---

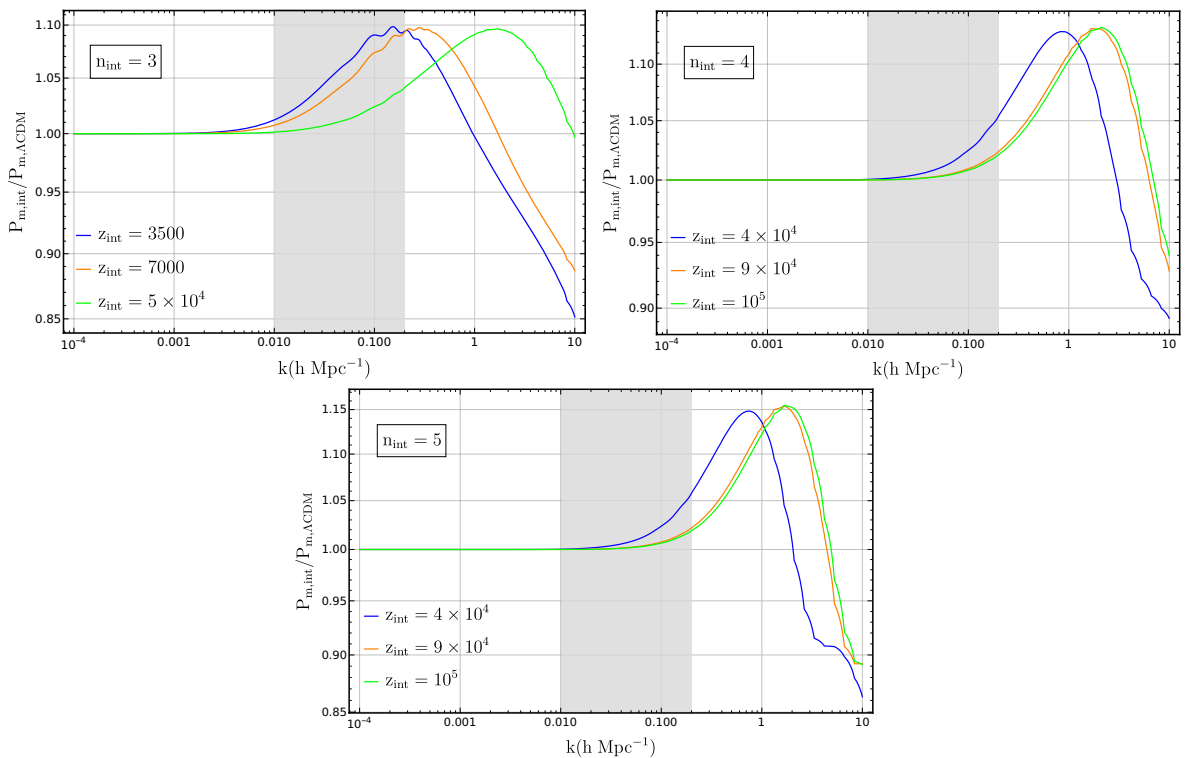
<sup>2</sup>We have used the default fluid approximation for non-cold relics *i.e.* CLASS-FA following [52, 53]. Full Boltzmann hierarchy is employed until default value of  $k\tau$ . Also truncation of the full Boltzmann hierarchy has been done at  $l_{\text{max}} = 17$ . Additionally we consider three degenerate neutrinos and solve the hierarchy for one neutrino species.

four-Fermi weak interactions up to a certain redshift, beyond which they decouple from the primordial plasma. Although even after weak interaction domination phase, they can remain coupled through self-interactions motivated from BSM physics. Conversely, in the late universe, interactions may arise from various mechanisms, including neutrino decay, self-interactions mediated by light particles, and neutrinophilic interactions.

In this model-independent framework, these interactions can be parameterized as [39]:

$$\Gamma_\nu(z, z_{\text{int}}) = H(z_{\text{int}}) \left( \frac{1+z}{1+z_{\text{int}}} \right)^{n_{\text{int}}}, \quad (2.2)$$

Here,  $z_{\text{int}}$  represents the redshift at which the Hubble parameter equals the interaction rate, *i.e.*,  $\Gamma_\nu(z_{\text{int}}) = H(z_{\text{int}})$ . The interaction types are characterized by the power-law index  $n_{\text{int}}$ , with  $n_{\text{int}} = [3, 4, 5]$  in the early universe and  $n_{\text{int}} = [-5, -3, -1, 1]$  in the late universe. Apart from that, there are interactions which are transient in nature characterized by a free-streaming window  $2000 < z_{\text{int}} < 10^5$ , see [39]. A majority of such interactions are phenomenological in nature. For example,  $n_{\text{int}} = -5$  corresponds to the neutrino decay scenario [64, 65] and  $n_{\text{int}} = 1$  corresponds to the case where neutrinos and anti-neutrinos annihilate to massless bosons [20, 34].



**Figure 1:** The ratio of linear matter spectra in presence of neutrino interactions with  $\Lambda\text{CDM} + \sum m_\nu$  model. The interacting models shown here correspond to  $n_{\text{int}} = 3, 4$  and  $5$  respectively with different interaction redshifts.

On the other hand,  $n_{\text{int}} = 5$  case represents a well-known particle physics scenario that can be easily mapped to neutrino self-interactions mediated by a heavy scalar mediator. There are a plethora of studies in the literature on neutrino self-interactions, both in the

context of CMB [22, 23, 25, 66] and LSS [40–42]. In particular, in our parameterization,  $n_{\text{int}} = 5$  corresponds to the moderately interacting (MI) mode in the self-interaction models [22, 23, 25, 40–42, 66]. It can be identified whether the interactions are active at early epoch or late universe through the Hubble parameter. In the radiation domination epoch  $H(z) \propto T^2$  and in the matter domination epoch  $H(z) \propto T^{3/2}$ , where  $T$  is the background temperature. This suggests that interactions with  $n_{\text{int}} = 4$  and 5 are dominant in the early universe. On the other hand, for  $n_{\text{int}} = 3$ , the term  $\Gamma_\nu/H(z)$  is almost constant throughout the evolution history. As of now, the literature is insufficient to demonstrate if there is any obvious mapping to any specific particle physics model for  $n_{\text{int}} = 3$  and 4 cases. However, they are interesting cases to explore in a model-independent framework, given their prospects in the early universe scenario.

In this article, we primarily focus on the early universe neutrino interactions, i.e.  $n_{\text{int}} \in [3, 4, 5]$ . As pointed out in [39], interactions at low temperature as well as those that are transient in nature do not affect the matter power spectra in mildly non-linear regime. As mentioned earlier, even in absence of particle physics mapping of  $n_{\text{int}} = 3, 4$ , these kinds of interactions do have significant effects on matter power spectra in mildly non-linear regime and hence in galaxy power spectra. It is evident from Fig. 1, that neutrino interaction with  $\Gamma \propto T_\nu^3$ , enhances the matter power spectra  $\sim 10\%$  at scale  $k \approx 0.2 h/\text{Mpc}$  depending on the interaction redshifts. Also interactions with  $n_{\text{int}} = 4$  and 5 modifies the matter power spectra up to 14 – 15% at scales  $k \approx 1 h/\text{Mpc}$ . Since interacting neutrinos in early universe significantly affect the matter power spectra in mildly non-linear regime, this in turn have imprints on the multipoles of galaxy power spectra, discussed in detail in Sec. 3.

### 3 Effect of neutrino interactions on full shape galaxy power spectra

The effects of neutrinos are most effectively analyzed through the study of the evolution of gravitational potential. Within the standard framework, neutrino anisotropic stress is the primary factor contributing to the gravitational potential, as described by the perturbed Einstein equation,

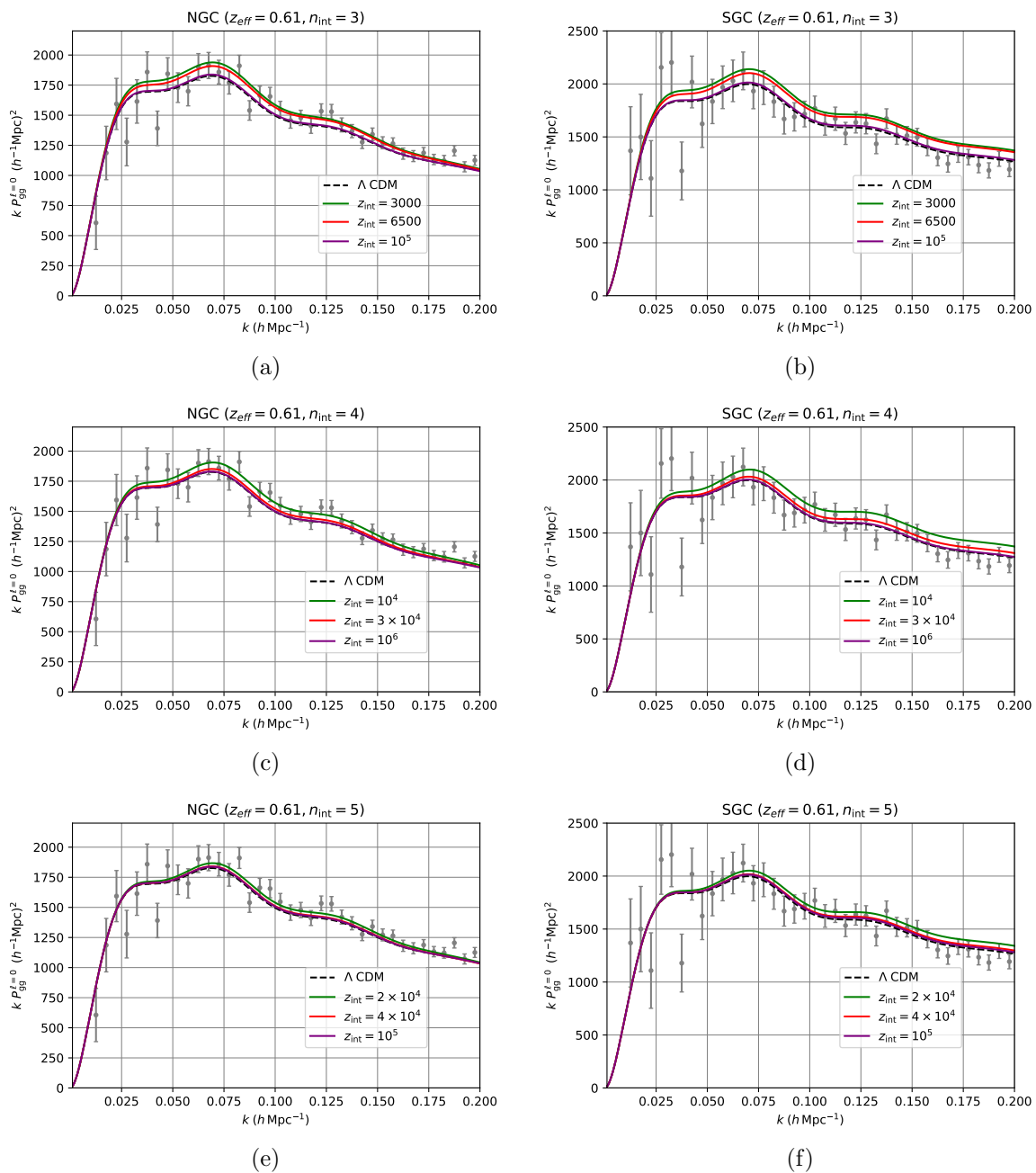
$$k^2(\phi - \psi) = 16\pi G a^2 \rho_{\text{tot}} R_\nu \sigma_\nu \quad (3.1)$$

where  $\rho_{\text{tot}}$  represents the total radiation energy density, and  $R_\nu$  is the fractional energy density of free-streaming neutrinos. In the standard  $\Lambda\text{CDM}$  model, free-streaming neutrinos make up approximately 41% of the total radiation energy density [11–13]. The difference in the evolution of the potentials in Eq. (3.1) affects the growth of matter fluctuations in subsequent evolution history of our universe.

Neutrino interactions modify the gravitational potentials by suppressing the anisotropic stress term  $\sigma_\nu$ , leading to  $\phi - \psi \approx 0$ , thereby affecting the growth of dark matter fluctuations in different scales. Large scale modes enter the horizon well after neutrino free-streaming and hence remain unaffected by these interactions, evolving as in standard  $\Lambda\text{CDM}$  cosmology.

On the contrary, modes with  $k \sim 10 h/\text{Mpc}$ , that enter the horizon while neutrinos are still tightly coupled to the primordial plasma through the corresponding interactions, experience an initial amplitude enhancement due to the amplification of the gravitational potential. However, the absence of anisotropic stress also amplifies the magnitude of oscillations in the gravitational potential for these small scales in comparison to  $\Lambda\text{CDM}$  scenario. As a result,  $\psi$  decays slowly for these modes than  $\Lambda\text{CDM}$  paradigm. This results in a damping of dark matter fluctuations and a suppression of the matter power spectrum at these scales.





**Figure 2:** The plots depict the galaxy monopole spectra for  $\Lambda$ CDM and interacting neutrino models. Here dotted black curve represents  $\Lambda$ CDM best fit model and the others correspond to the effects of different interaction redshift. The **left panel** shows the effect of varying  $z_{\text{int}}$  on NGC CMASS galaxy samples with effective redshift  $z_{\text{eff}} = 0.61$  for different  $n_{\text{int}}$  cases. In the **right panel** the same effects are shown for SGC CMASS galaxy samples for varying  $n_{\text{int}}$ . The error bar shown here are generated with publicly available BOSS DR12 full shape spectra likelihood following [48].

Modes of particular interest are those with  $k \sim 0.1 h/\text{Mpc}$ , which enter the horizon as



neutrinos begin to free-stream. While these modes also experience an initial enhancement, the gravitational potential rapidly decays to the  $\Lambda$ CDM baseline, leading to a subsequent enhancement in the matter power spectrum. The interplay of these effects produces a bump-like feature in the matter power spectrum in the mildly non-linear regime.

As illustrated in Fig. 1, the onset of free-streaming determined by the redshift of decoupling, significantly influences the matter power spectrum by introducing distinctive features that depend on the nature of the interactions involved. In all the plots in Fig. 1, standard cosmological parameters are fixed to the best-fit  $\Lambda$ CDM values and  $\sum m_\nu$  is fixed to 0.12 eV. Also all the power spectra are plotted at redshift 0.61, as probed by BOSS DR12. Specifically, for interactions that scale as  $T_\nu^3$ , the matter power spectrum exhibits an enhancement of roughly 10% over the wavenumber range  $k \sim [0.1, 10] h/\text{Mpc}$  for interaction redshifts  $z = 3500, 7000$  and  $5 \times 10^4$ . This bump-like feature shifts toward smaller scales as the redshift of decoupling increases, reflecting the earlier transition to free-streaming. This shift is similarly observed for interactions characterized by  $n_{\text{int}} = 4$  and  $n_{\text{int}} = 5$ , where the enhancement in the matter power spectrum becomes even more pronounced. In particular, for  $n_{\text{int}} = 4$ , the enhancement reaches nearly 14% for interaction redshifts within  $10^4$ - $10^5$  ranges, and the associated feature is also displaced towards smaller scales as shown in Fig. 1 demonstrating a clear correlation between the interaction strength and the scale of the enhancement. The interaction most relevant from the perspective of particle physics, where the interaction rate scales as  $\Gamma_\nu \propto T_\nu^5$ , leads to a substantial enhancement in the matter power spectrum, approaching 15% for interaction redshifts within  $10^4$ - $10^5$  ranges in the scales that are critical for galaxy surveys as shown in Fig. 1. This demonstrates that the redshift at which neutrinos begin to free-stream has non-trivial effects on the matter power spectrum in both linear and mildly non-linear regimes.

In the standard  $\Lambda$ CDM framework, massive neutrinos begin to free-stream after they become non-relativistic, deep within the matter-dominated epoch. The free-streaming scale in  $\Lambda$ CDM cosmology is given by  $k_{\text{FS}}(z_{\text{NR}}) \approx 0.018 \sqrt{\Omega_{\text{m}}(m_\nu/1 \text{ eV})} h/\text{Mpc}$  [12, 67, 68], where  $z_{\text{NR}}$  is the non-relativistic transition redshift. The suppression of the matter power spectrum by massive neutrinos at scales much greater than the free-streaming scale ( $k \gg k_{\text{FS}}$ ) and their CDM-like behavior on larger scales ( $k \ll k_{\text{FS}}$ ) remain unaffected by early universe interactions, which persist until matter-radiation equality without altering the matter-dominated epoch.

As already mentioned, we have incorporated neutrino interactions into the CLASS-PT [51] code. The linear perturbation theory remains valid up to modes with  $k \lesssim 0.1 h/\text{Mpc}$ , beyond which CLASS-PT code applies one-loop corrections to the matter power spectra up to mildly non-linear scales. These one-loop corrections are based on the EFT of LSS in Eulerian space, using EDS (Einstein De-Sitter) convolution kernels approximation [69]. Additionally, the galaxy power spectra multipoles are computed with redshift space distortion (RSD) corrections. We can use the EDS approximation for the dark matter sector even in the presence of neutrino interactions, since massive neutrinos are known to free-stream in the matter dominated epoch [40, 41]. The one-loop corrected redshift space galaxy power spectra using EFT of LSS become unreliable for modes  $k \gtrsim 0.25 h/\text{Mpc}$  [51, 62, 70, 71], thus our analysis is limited to  $k_{\text{max}} \approx 0.2 h/\text{Mpc}$ . In contrast, the real space power spectrum is reliable up to scales  $k_{\text{max}} \approx 0.4 h/\text{Mpc}$  [72].

In Fig. 2 we have shown the effects of free-streaming redshift ( $z_{\text{int}}$ ) on galaxy monopoles only (since the effects on galaxy quadrupole moments are not so prominent). The data points and error bars in all the plots are derived from BOSS DR12 galaxy full shape power

spectra likelihood <sup>3</sup>, as detailed in [48]. In the left panels of Fig. 2, the data points and error bars of monopoles are extracted from the North Galactic Cap (NGC) data chunk over the redshift bin  $0.5 < z < 0.75$  with effective redshift  $z_{\text{eff}} = 0.61$ , while the right panel shows similar data for the South Galactic Cap (SGC). In all the plots of Fig. 2, the black dotted line represents  $\Lambda$ CDM case. We observe that the interaction parameters  $z_{\text{int}}$  and  $n_{\text{int}}$  significantly influence the galaxy monopoles compared to the  $\Lambda$ CDM case. For all the figures, the best-fit values considered for the EFT nuisance parameters are taken assuming background  $\Lambda$ CDM cosmology, just to demonstrate the effect of  $z_{\text{int}}$  on the galaxy power spectra.

## 4 Current data and methodology

As previously mentioned, we utilize a modified version of CLASS-PT<sup>4</sup> [51] to perform the Bayesian analysis of the model in constraining the model parameters  $z_{\text{int}}$  and  $\sum m_\nu$ , as well as the standard cosmological parameters, using the latest version of the Markov Chain Monte Carlo (MCMC) sampler, MontePython<sup>5</sup> [73, 74]. For our analysis, we consider the combinations of the following currently available datasets:

- \* *CMB*: low- $\ell$  and high- $\ell$  CMB temperature power spectrum and low- $\ell$  and high- $\ell$  CMB E mode polarization and their temperature cross correlation from Planck [6].
- \* *BAO*: On top of Baryonic Oscillation Spectroscopic Survey (BOSS) DR12 BAO, we used BAO data from Lyman- $\alpha$  ( $\text{Ly}\alpha$ ) absorption and quasars at an effective redshift,  $z_{\text{eff}} = 2.33$  from DR16 extended BOSS (eBOSS) survey [75, 76], which we denote as BAO throughout our analysis.
- \* *Galaxy Full Shape Spectra*: We utilize the dataset from the twelfth data release of BOSS DR12 [77–79] and its corresponding window-free galaxy power spectrum [46, 48] to investigate potential new interactions in the neutrino sector. Since eBOSS DR16 datasets have yet not been combined into a full shape likelihood, we have considered the latest full shape power spectra, *i.e.*, DR12 for our analysis. The BOSS DR12 galaxies are divided into four subsets, corresponding to two redshift slices  $0.2 < z < 0.5$  from the LOWZ sample (effective redshift,  $z_{\text{eff}} = 0.38$ ) and  $0.5 < z < 0.75$  from the CMASS sample ( $z_{\text{eff}} = 0.61$ ) and two sky cuts in the north and south Galactic caps (NGC and SGC). The galaxy power spectrum data is provided for each subset. We denote the combined dataset as Full Shape (FS) throughout the analysis.

To explore a possible delay in the onset of neutrino free-streaming, we analyze the multipoles of the galaxy power spectrum  $P_\ell(k, z)$  ( $\ell = 0, 2, 4$ ) [48] along with the  $Q_0(k, z)$  estimator [72], which is closely related to the real-space power spectrum and derived using a linear combination of the first few power spectrum multipoles. For the reason mentioned earlier, our primary analysis conservatively uses the multipoles within the wavenumber range  $k_{\text{min}} = 0.01 \text{ h/Mpc}$  to  $k_{\text{max}} = 0.2 \text{ h/Mpc}$  for redshift-space. Since real-space perturbation theory is applicable to smaller scales, we also consider measurements of the  $Q_0$  estimator in the range  $k_{\text{min}} = 0.2 \text{ h/Mpc}$  to  $k_{\text{max}} = 0.4 \text{ h/Mpc}$ . In both cases, we use a bin width of  $\Delta k = 0.005 \text{ h/Mpc}$ . Additionally, we utilize the reconstructed power spectrum to provide constraints on the Alcock-Paczynski (AP) parameters [47].

<sup>3</sup>[https://github.com/oliverphilcox/full\\_shape\\_likelihoolds](https://github.com/oliverphilcox/full_shape_likelihoolds)

<sup>4</sup><https://github.com/Michalychforever/CLASS-PT>

<sup>5</sup>[https://github.com/brinckmann/montepython\\_public](https://github.com/brinckmann/montepython_public)

Our analysis employs the BOSS likelihood [48], which analytically marginalizes over the nuisance parameters that enter linearly into the power spectrum, such as the counterterms (monopole  $c_0$ , quadrupole  $c_2$ , hexadecapole  $c_4$ , and fingers-of-God  $\tilde{c}$ ), the third order galaxy bias  $b_{\Gamma_3}$ , and the stochastic contributions ( $P_{\text{shot}}$ ,  $a_0$ , and  $a_1$ ). The covariance matrix used for this likelihood is computed using MultiDark-Patchy 2048 simulations [80, 81].

With these datasets, we run MCMC code MontePython with the following free parameters: the 6 standard cosmological parameters for  $\Lambda$ CDM, namely: CDM density  $\omega_{\text{cdm}}$ , baryon density  $\omega_{\text{b}}$ , angular scale of the sound horizon at recombination  $\theta_s$ , the amplitude  $A_s$ , spectral index of the primordial spectra  $n_s$  and finally, the optical depth to reionization  $\tau_{\text{reio}}$ . Additionally, our model parameters include the interaction redshift  $z_{\text{int}}$  and the sum of neutrino mass  $\sum m_\nu$ <sup>6</sup>. In Table 1, prior ranges of the cosmological and model parameters, used for the present analysis are listed.

Parameter	Prior
100 $\omega_{\text{b}}$	Flat, unbounded
$\omega_{\text{cdm}}$	Flat, unbounded
100 $\theta_s$	Flat, unbounded
$\ln(10^{10} A_s)$	Flat, unbounded
$n_s$	Flat, unbounded
$\tau_{\text{reio}}$	Flat, $\tau_{\text{reio}} \geq 0.004$
$\log_{10} z_{\text{int}}$	Flat, [3, 6]
$\sum m_\nu [\text{eV}]$	Flat, [0.001, 1.0]

**Table 1:** MCMC parameters and priors

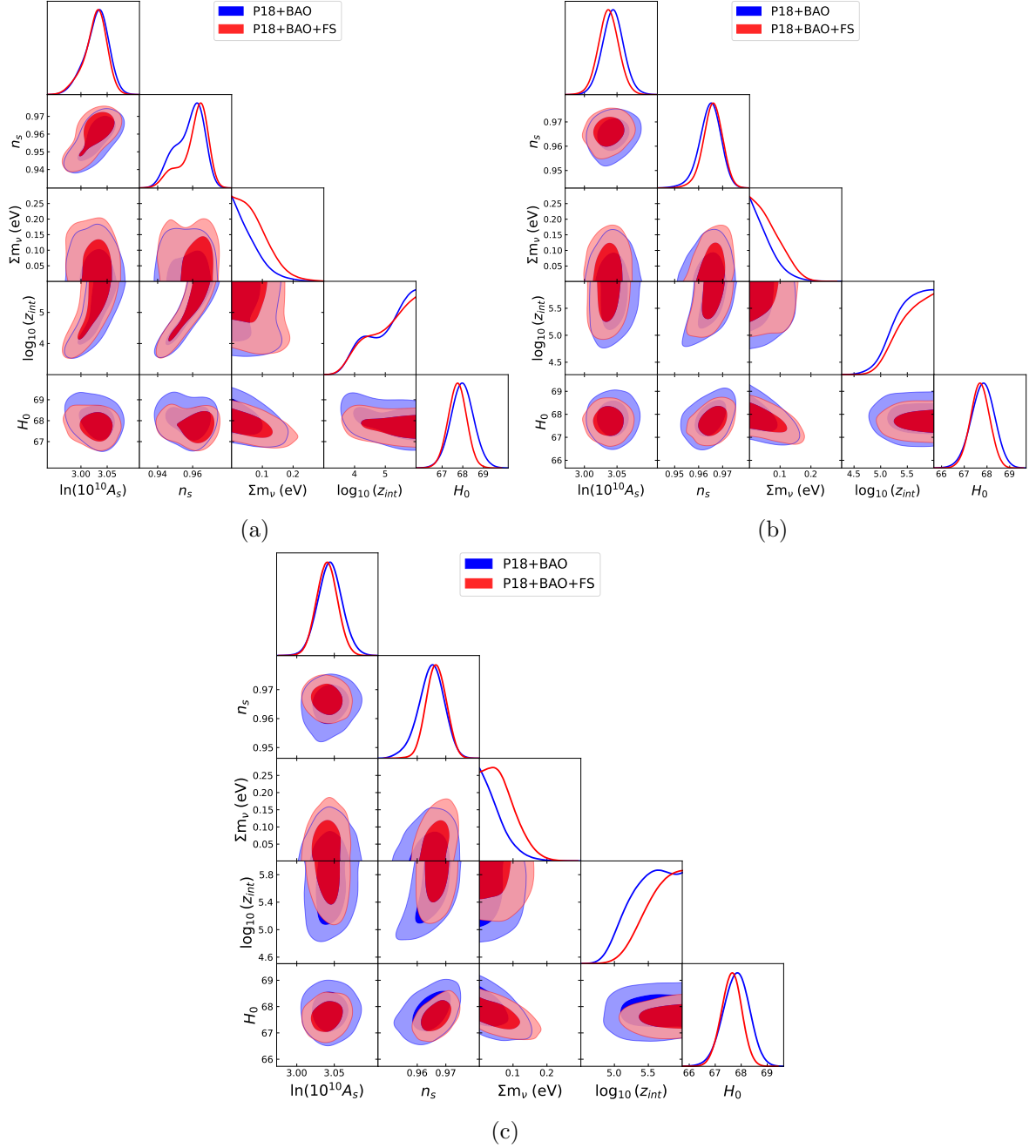
## 5 Results and analysis

In this section, we present the results obtained from the above methodology using combinations of various datasets. First, let us present the constraints on the (6+2) parameters using Planck TT, TE, EE + BAO datasets as well as Planck TT, TE, EE + BAO + FS datasets. In our analysis, we focus exclusively on interactions within the neutrino sector, ensuring that the equivalence principle remains valid in the dark matter sector. The FS measurements incorporate both the non-wiggle part of the power spectra  $P(k)$  and the geometrical information from the wiggle part of  $P(k)$  (*i.e.* BAO). Including the shape information from  $P(k)$ , along with the geometrical feature in the BAO data, results in tighter constraints on the cosmological as well as model parameters.

Fig. 3 illustrates the triangular plots with  $1\sigma$  and  $2\sigma$  confidence contours of major parameters for the three different cases ( $n_{\text{int}} = 3, 4$  and  $5$ ) (while the posterior distributions for all the parameters for all the three cases are individually displayed in Figs. 6, 7 and 8 in Appendix A). The corresponding parameter values are listed in Tables 2, 3 and 4. In Fig. 3, the constraints on different interaction scenarios for the combined Planck TT, TE, EE + BAO dataset as well as for the Planck TT, TE, EE + BAO + FS dataset are shown in blue and red respectively. The Planck + BAO dataset (blue) yields constraints on all standard cosmological parameters for  $n_{\text{int}} = 4, 5$  cases, which fall within the  $1\sigma$  bounds of

<sup>6</sup>We have fixed the value of  $N_{\text{eff}}$  to 3.046 in our analysis.

vanilla  $\Lambda$ CDM cosmology, except for the  $n_{\text{int}} = 3$  case, where strong degeneracies between  $A_s$ ,  $n_s$  and  $z_{\text{int}}$  are observed, consistent with the previous analyses [39].



**Figure 3:** Triangular plots representing the 2D and 1D marginalized posterior distributions for  $A_s$ ,  $n_s$ ,  $H_0$ ,  $\sum m_\nu$  and  $z_{\text{int}}$  as obtained from the *Planck+BAO* (blue) and *Planck+BAO+FS* (red) datasets. Here the figures (a), (b) and (c) represent the  $n_{\text{int}} = 3, 4$  and  $5$  cases, respectively. Detailed triangular plots for each individual case have been listed in Appendix A.

The inclusion of the galaxy full shape (FS) dataset slightly modifies these constraints,

though they remain more or less within the  $1\sigma$  uncertainty of the former dataset. However, there are certain characteristic changes upon inclusion of the FS data, that need to be pointed out.

As pointed out in previous studies [22, 40, 41, 49], in the strongly interacting (SI) mode of self-interacting model, the changes in the CMB anisotropy and galaxy power spectra can be absorbed into modifications of the primordial scalar power spectra, specifically a decrease in the amplitude  $A_s$  and the spectral index  $n_s$  [22, 40, 49]. These strong degeneracies are absent in our analysis for  $n_{\text{int}} = 4$  and 5 respectively due to the modeling of the interactions, as we did not consider the explicit momentum dependencies of the interaction cross section in the Boltzmann hierarchy equations. Essentially our model corresponds to the moderately interacting (MI) mode in the self-interacting neutrino models. The error from this assumption is negligible for the purposes of our analysis, as noted in [82]. Although for  $n_{\text{int}} = 3$  model,  $\Gamma_\nu/H(z)$  is almost constant throughout the evolution and as a result neutrinos decouple comparatively at late time modifying  $A_s$ ,  $n_s$  which implies the degeneracy as obtained in Fig 3.

Parameters	Planck+BAO		Planck+BAO+FS	
	Mean $\pm 1\sigma$	Mean $\pm 2\sigma$	Mean $\pm 1\sigma$	Mean $\pm 2\sigma$
100 $\omega_b$	$2.242^{+0.014}_{-0.014}$	$2.242^{+0.027}_{-0.026}$	$2.240^{+0.013}_{-0.013}$	$2.240^{+0.025}_{-0.026}$
$\omega_{\text{cdm}}$	$0.1197^{+0.0011}_{-0.0011}$	$0.1197^{+0.0021}_{-0.0022}$	$0.1194^{+0.0010}_{-0.0010}$	$0.1194^{+0.0020}_{-0.0019}$
100 $\theta_s$	$1.042^{+0.001}_{-0.001}$	$1.042^{+0.004}_{-0.001}$	$1.042^{+0.0012}_{-0.0004}$	$1.042^{+0.0033}_{-0.0007}$
$\ln(10^{10} A_s)$	$3.032^{+0.019}_{-0.025}$	$3.032^{+0.038}_{-0.052}$	$3.030^{+0.018}_{-0.024}$	$3.030^{+0.034}_{-0.053}$
$n_s$	$0.9598^{+0.0062}_{-0.0111}$	$0.9598^{+0.0107}_{-0.0183}$	$0.9631^{+0.0049}_{-0.0109}$	$0.9631^{+0.0090}_{-0.0204}$
$\tau_{\text{reio}}$	$0.0547^{+0.0077}_{-0.0070}$	$0.0547^{+0.01599}_{-0.01363}$	$0.0515^{+0.0075}_{-0.0074}$	$0.0515^{+0.0158}_{-0.0150}$
$\log_{10} z_{\text{int}}$	$> 4.23$	$> 3.77$	$> 4.50$	$> 3.90$
$\sum m_\nu [\text{eV}]$	$< 0.10$	$< 0.17$	$< 0.12$	$< 0.19$
$H_0$	$67.98^{+0.54}_{-0.54}$	$67.98^{+1.11}_{-1.10}$	$67.74^{+0.43}_{-0.45}$	$67.74^{+0.85}_{-0.89}$

**Table 2:** Cosmological and model parameter constraints with mean values and **68% and 95% C.L.** for  $n_{\text{int}} = 3$  model. The limits are shown with **Planck+BAO** and **Planck+BAO+FS** datasets.

Furthermore, Fig. 4 shows a comparison of the full posterior probability distribution with  $1\sigma$  and  $2\sigma$  uncertainty of all the parameters under consideration, for three different cases of interaction under consideration, using Planck + BAO +FS dataset. The contours in blue, green and red respectively represent the models with  $n_{\text{int}} = 3, 4$  and 5. As mentioned earlier, it is important to note that the  $n_{\text{int}} = 5$  model effectively maps to the moderately interacting (MI) mode studied in [40, 42]<sup>7</sup>.

It is crucial to investigate the impact on cosmological parameters other than the interaction redshift,  $z_{\text{int}}$ , when incorporating full shape data. As demonstrated in [83], the

<sup>7</sup>Note that for  $n_{\text{int}} = 5$ , a recent study [42] reports a lack of concordance between CMB and galaxy FS data for both moderately interacting (MI) and strongly interacting (SI) modes.

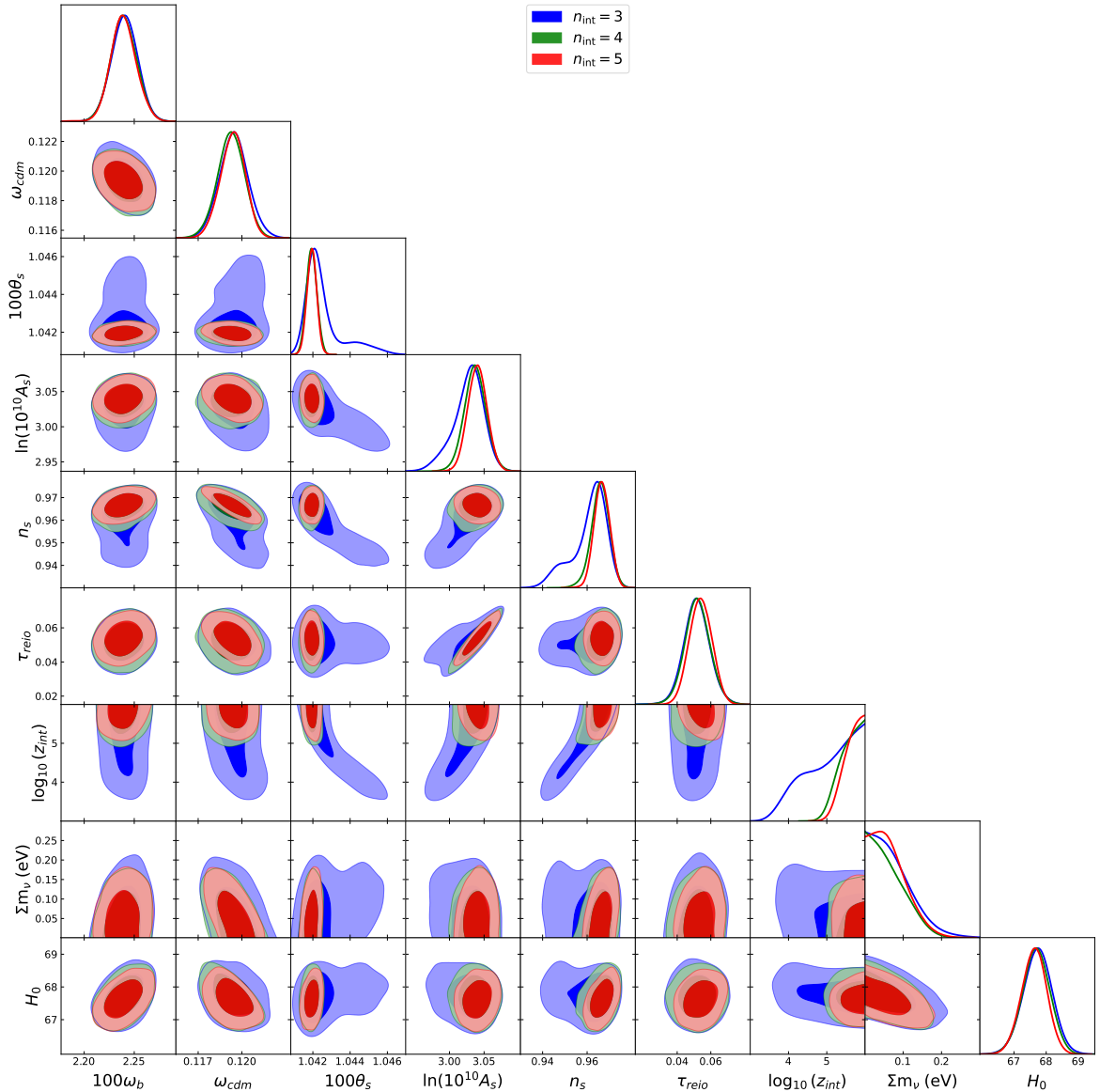
Parameters	Planck+BAO		Planck+BAO+FS	
	Mean $\pm 1\sigma$	Mean $\pm 2\sigma$	Mean $\pm 1\sigma$	Mean $\pm 2\sigma$
$100 \omega_b$	$2.241^{+0.013}_{-0.013}$	$2.241^{+0.027}_{-0.026}$	$2.239^{+0.013}_{-0.012}$	$2.239^{+0.026}_{-0.025}$
$\omega_{\text{cdm}}$	$0.1194^{+0.0010}_{-0.0010}$	$0.1194^{+0.0020}_{-0.0020}$	$0.1193^{+0.0009}_{-0.0009}$	$0.1193^{+0.0018}_{-0.0019}$
$100 \theta_s$	$1.042^{+0.0003}_{-0.0003}$	$1.042^{+0.0006}_{-0.0006}$	$1.042^{+0.0003}_{-0.0003}$	$1.042^{+0.0006}_{-0.0005}$
$\ln(10^{10} A_s)$	$3.044^{+0.016}_{-0.016}$	$3.044^{+0.033}_{-0.032}$	$3.037^{+0.016}_{-0.015}$	$3.037^{+0.031}_{-0.031}$
$n_s$	$0.9650^{+0.0041}_{-0.0045}$	$0.9650^{+0.0079}_{-0.0103}$	$0.9660^{+0.0039}_{-0.0040}$	$0.9660^{+0.0076}_{-0.0090}$
$\tau_{\text{reio}}$	$0.0551^{+0.0076}_{-0.0074}$	$0.0551^{+0.0159}_{-0.0148}$	$0.0520^{+0.0074}_{-0.0071}$	$0.0520^{+0.0150}_{-0.0149}$
$\log_{10} z_{\text{int}}$	$> 5.22$	$> 4.89$	$> 5.49$	$> 5.11$
$\sum m_\nu [\text{eV}]$	$< 0.09$	$< 0.15$	$< 0.11$	$< 0.16$
$H_0$	$67.83^{+0.50}_{-0.52}$	$67.83^{+0.97}_{-1.06}$	$67.69^{+0.42}_{-0.42}$	$67.69^{+0.82}_{-0.85}$

**Table 3:** Cosmological and model parameter constraints with mean values and **68%** and **95% C.L.** for  $n_{\text{int}} = 4$  model. The limits are shown with **Planck+BAO** and **Planck+BAO+FS** datasets.

Parameters	Planck+BAO		Planck+BAO+FS	
	Mean $\pm 1\sigma$	Mean $\pm 2\sigma$	Mean $\pm 1\sigma$	Mean $\pm 2\sigma$
$100 \omega_b$	$2.241^{+0.013}_{-0.014}$	$2.241^{+0.027}_{-0.026}$	$2.239^{+0.013}_{-0.012}$	$2.239^{+0.026}_{-0.024}$
$\omega_{\text{cdm}}$	$0.1195^{+0.0010}_{-0.0010}$	$0.1195^{+0.0020}_{-0.0020}$	$0.1194^{+0.0008}_{-0.0009}$	$0.1194^{+0.0015}_{-0.0018}$
$100 \theta_s$	$1.042^{+0.0003}_{-0.0003}$	$1.042^{+0.0005}_{-0.0005}$	$1.042^{+0.0002}_{-0.0003}$	$1.042^{+0.0005}_{-0.0005}$
$\ln(10^{10} A_s)$	$3.044^{+0.016}_{-0.016}$	$3.044^{+0.033}_{-0.032}$	$3.040^{+0.013}_{-0.014}$	$3.040^{+0.027}_{-0.027}$
$n_s$	$0.9651^{+0.0042}_{-0.0047}$	$0.9651^{+0.0080}_{-0.0102}$	$0.9666^{+0.0036}_{-0.0034}$	$0.9666^{+0.0067}_{-0.0066}$
$\tau_{\text{reio}}$	$0.0549^{+0.0079}_{-0.0072}$	$0.0549^{+0.0161}_{-0.0152}$	$0.0538^{+0.0068}_{-0.0067}$	$0.0538^{+0.0129}_{-0.0128}$
$\log_{10} z_{\text{int}}$	$> 5.19$	$> 4.94$	$> 5.60$	$> 5.23$
$\sum m_\nu [\text{eV}]$	$< 0.08$	$< 0.14$	$< 0.11$	$< 0.17$
$H_0$	$67.82^{+0.48}_{-0.51}$	$67.82^{+0.94}_{-1.02}$	$67.64^{+0.37}_{-0.40}$	$67.64^{+0.74}_{-0.80}$

**Table 4:** Cosmological and model parameter constraints with mean values and **68%** and **95% C.L.** for  $n_{\text{int}} = 5$  model. The limits are shown with **Planck+BAO** and **Planck+BAO+FS** datasets.

geometrical measurements of BAO provide nearly equivalent information to the broadband shape data in the context of BOSS DR12 dataset. Consequently, we obtain comparable constraints on the cosmological parameters with including shape information from FS data. Important point to notice in all of these cases is that, since FS data is insensitive to the



**Figure 4:** Comparative analysis of triangular plots for all the cosmological and model parameters with mean values and **68% and 95% C.L.** for  $n_{\text{int}} = 3, 4$  and  $5$  cases (blue, green and red respectively) with **Planck+BAO+FS** datasets.

optical depth and sum of neutrino mass, including this dataset on top of BAO loosens the constraint on  $\tau$  slightly (within  $1\sigma$ ) and for sum of neutrino mass (within  $2\sigma$ ). Although for  $n_{\text{int}} = 3$  model, the degeneracies between the parameters have already been identified in [39], here our analysis with FS data show identical degeneracies with slight improvements. The key constraint of interest, the interaction redshift, is provided separately in Eq. 5.1. The



constraints on  $z_{\text{int}}$  from Planck+BAO+FS dataset at 95% C.L., are as follows:

$$n_{\text{int}} = 3 : z_{\text{int}} > 7.93 \times 10^3, \quad (5.1a)$$

$$n_{\text{int}} = 4 : z_{\text{int}} > 1.28 \times 10^5, \quad (5.1b)$$

$$n_{\text{int}} = 5 : z_{\text{int}} > 1.7 \times 10^5. \quad (5.1c)$$

Further, it is important to note that the inclusion of FS datasets leads to a relaxation in the bounds on the sum of neutrino masses, consistent with the findings in [47, 48]. With Planck +BAO +FS dataset, we obtain the bounds on sum of neutrino mass as  $\sum m_\nu < 0.19 \text{ eV}$  and  $\sum m_\nu < 0.16 \text{ eV}$  for  $n_{\text{int}} = 3$  and 4 cases respectively. For  $n_{\text{int}} = 5$  case we obtain  $\sum m_\nu < 0.16 \text{ eV}$  at 95% C.L. As noted in [47, 48], including FS data with Planck and BAO slightly loosens the bounds on  $\sum m_\nu$  as opposed to Planck + BAO analysis for  $\Lambda\text{CDM} + \sum m_\nu$  model. This adjustment slightly alters the onset of neutrino free-streaming across all cases.

For  $n_{\text{int}} = 5$  model, using dimensional analysis, the neutrino interaction rate can be expressed as  $\Gamma_\nu \simeq G_{\text{eff}}^2 T_\nu^5$ , where  $\Gamma_\nu = H(z_{\text{int}})$ . This relationship allows us to infer the neutrino interaction strength based on the Hubble parameter at the interaction redshift. Analysis combining Planck and BAO data yields a 95% C.L. constraint of  $z_{\text{int}} > 8.7 \times 10^4$ , which corresponds to an upper limit on the interaction strength parameter:  $G_{\text{eff}} < 3.9 \times 10^{-4}, \text{ MeV}^{-2}$ . Including the BOSS BR12 Full Shape galaxy power spectra further tightens this constraint to  $z_{\text{int}} > 1.7 \times 10^5$  and  $G_{\text{eff}} < 1.59 \times 10^{-4}, \text{ MeV}^{-2}$ . Given the insufficiency in the literature of obvious mapping to any specific particle physics model for  $n_{\text{int}} = 3$  and 4 cases, our analysis for these two cases focuses mostly on determining constraints on the interaction redshift along with standard cosmological parameters. As presented in Tables 2 and 3, we find that  $z_{\text{int}} > 7.93 \times 10^3$  for  $n_{\text{int}} = 3$  and  $z_{\text{int}} > 1.28 \times 10^5$  for  $n_{\text{int}} = 4$  at a 95% C.L.

## 6 Forecasts on future CMB+LSS missions

Future CMB experiments such as CMB-S4 [84, 85], PICO [86, 87] and LiteBIRD [88, 89], along with future LSS experiment like Euclid [90, 91] for galaxy redshift surveys, are expected to provide crucial insights into constraining cosmological parameters, including the sum of neutrino mass, and advancing our understanding of both standard and beyond Standard Model neutrino interactions. The combination of both future CMB and LSS missions will help in probing the mildly non-linear regime and the dynamics on very small scales with unprecedented sensitivity. Keeping this in mind, we proceed to perform a forecast analysis of the early universe neutrino interaction scenarios as discussed in the present article, in the context of the upcoming data from CMB-S4 and Euclid.

Euclid satellite promises to deliver the most precise galaxy survey in redshift space till date, enabling the measurement of cosmological observables and non-standard model parameters with better than 1% accuracy [90, 91]. This will significantly enhance our understanding of dark matter distribution, dark energy as well as their interplay with other cosmic species. By performing a spectroscopic survey, Euclid aims to gather data from approximately  $10^7$  galaxies across a redshift range of 0.7 – 2.0. Following the modeling approach in [90, 92], the error in spectroscopic measurements for this survey can be described by  $\sigma_z = 0.001(1 + z)$ , while angular resolution errors have been neglected. Detailed mission specifications can be found in [92, 93]. Euclid will detect galaxies over a sky fraction  $f_{\text{sky}} = 0.3636$ , within redshift bins of width  $\Delta z$  centered around  $\bar{z}$ , as described by,

$$N(\bar{z}) = 41253 f_{\text{sky}} \text{ deg}^2 \int_{\bar{z}-\Delta z/2}^{\bar{z}+\Delta z/2} \frac{dN(z)/dz}{1 \text{ deg}^2} dz. \quad (6.1)$$

Additionally, two nuisance parameters,  $\beta_0^{\text{Euclid}}$  and  $\beta_1^{\text{Euclid}}$ , have been introduced in modeling the galaxy bias factor detected by Euclid [92], expressed as,

$$b_z = \beta_0^{\text{Euclid}}(1+z)^{0.5\beta_1^{\text{Euclid}}}. \quad (6.2)$$

As a prior we have chosen Gaussian priors with  $\sigma = 2.5\%$  for these  $\beta$  parameters.

In our forecast analysis, we also include CMB-S4 as the future CMB mission. CMB-S4 is the first ground based stage-IV CMB project with the primary goal to search for inflationary B modes. Along with that it will also be able to measure the sum of neutrino mass with a target threshold of  $2\sigma$  and  $3\sigma$  detection to 0.03eV and 0.02eV respectively [84, 85]. In the CMB maps, multipole moments receive contributions primarily from the CMB signal  $s_{\ell m}$  and the experimental noise  $n_{\ell m}$ , which can be written as,

$$a_{\ell m}^P = s_{\ell m}^P + n_{\ell m}^P \quad (6.3)$$

Here  $P$  stands for temperature and E and B polarization modes respectively. The noise spectrum for CMB-S4 can be modeled as following [94, 95],

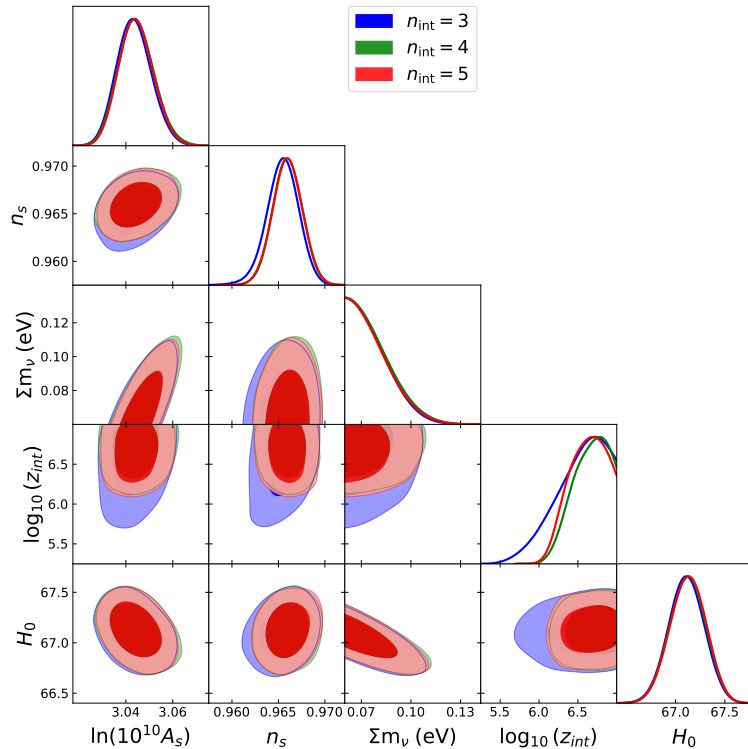
$$N_{\ell}^{PP'} \equiv \langle n_{\ell m}^{P*} n_{\ell m}^{P'} \rangle = \delta_{PP'} \theta_{\text{FWHM}}^2 \sigma_P^2 \exp \left[ \ell(\ell+1) \frac{\theta_{\text{FWHM}}^2}{8 \ln 2} \right], \quad (6.4)$$

where  $\theta_{\text{FWHM}}$  and  $\sigma_P$  represent the full width at half maximum of the Gaussian beam and root mean square of the instrumental noise. CMB-S4 is designed to probe at a target frequency 150 GHz with a beam width 3.0 arcmin and temperature and polarization sensitivity 1.0 and 1.41  $\mu\text{K}$  arcmin respectively [94, 95].

Furthermore, we intend to include the non-linear corrections to the matter power spectrum in our forecast analysis. There has been a handful of studies to search for possible constraints on the sum of neutrino mass based on the sensitivity of Euclid, incorporating these non-linear corrections [92, 96–98]. Our analysis may be considered as a complimentary to that, where possible neutrino interactions have also been taken into account in a model-independent way. Unlike the approach in [97], which employs the EFT of LSS for Euclid specifications, we apply the standard *Halofit* [43–45] corrections to the matter power spectrum and the corresponding Euclid sensitivity model as previously described. This choice is made primarily to minimize the number of nuisance parameters in the analysis. Within the CLASS-PT we use the non-linear *Halofit* model and restrict the  $k_{\text{max}}$  to a conservative limit to  $0.2 h/\text{Mpc}$  to minimize error (since the error is found to increase with further increase of  $k_{\text{max}}$  value [93].)

With this, we generate the CMB temperature and polarization spectra data considering the fake Planck Gaussian likelihood with  $f_{\text{sky}} = 0.57$  for  $2 < \ell < 50$  and CMB-S4 for  $f_{\text{sky}} = 0.4$  for  $51 < \ell < 3000$ . For the power spectrum data generation we adopt the conservative approach as in [93] considering redshift dependent non-linear cut-off  $k_{\text{NL}}(z) = k_{\text{NL}}(0)(1+z)^{2/(2+n_s)}$  modeling, where  $k_{\text{NL}}(0)$  is the non-linear cut-off scale today and  $n_s$  is the scalar spectral index. In our analysis, we consider  $k_{\text{NL}}(0)$  to be  $0.2 h/\text{Mpc}$  for Euclid.

Based on the above-mentioned instrumental specifications and possible sources of error, we carry out Fisher forecast followed by Bayesian MCMC analysis using `MontePython` and



**Figure 5:** *Triangular plots representing the 2D and 1D marginalized posterior distributions for  $A_s, n_s, H_0, \sum m_\nu$  and  $z_{\text{int}}$  from **Planck+CMB-S4+Euclid** forecast analysis for  $n_{\text{int}} = 3, 4$  and  $5$  models (blue, green and red respectively). Detailed triangular plots for each individual case have been shown in Appendix B.*

modified CLASS-PT in view of combined sensitivity of CMB-S4 and Euclid, and investigate possible constraints on the  $(6 + 2)$  parameters that may be obtained in future. The relevant parameters are the standard 6 parameters  $\{\omega_b, \omega_{\text{cdm}}, 100\theta_s, \ln(10^{10}A_s), n_s, \tau_{\text{reio}}\}$  along with the interaction redshift,  $z_{\text{int}}$  and sum of neutrino mass,  $\sum m_\nu$ <sup>8</sup>.

Let us now briefly discuss the major results of our forecast analysis as presented in Fig. 5 (while the constraints on whole set of parameters are presented in Fig. 9 in Appendix B) as well as in Tables 5, 6 and 7. It has been investigated earlier [39] that CMB-S4 in combination with Planck Baseline, have the potential to constrain the onset of neutrino free-streaming to  $z_{\text{int}} > 2.4 \times 10^5$  for  $n_{\text{int}} = 3$  and  $z_{\text{int}} > 2.8 \times 10^5$  for  $n_{\text{int}} = 5$  at 95% C.L. CMB-S4 will also be able to break the degeneracy of  $z_{\text{int}}$  with  $A_s, n_s$  and  $H_0$  for  $n_{\text{int}} = 3$  case. With the inclusion of Euclid, our analysis goes over the previous literature. Since increasing the value of  $z_{\text{int}}$  essentially affects the small scales in the matter power spectra, we obtain a tighter constraint for all the three cases with the combination of CMB-S4 and Euclid. For  $n_{\text{int}} = 5$  case, our analysis implies earlier decoupling obtaining,  $z_{\text{int}} > 1.78 \times 10^6$  which constrains  $G_{\text{eff}} < 4.3 \times 10^{-6} \text{ MeV}^{-2}$ . Our analysis extends over the previous studies by inferring that combining Euclid with Planck Baseline and CMB-S4 will be able to constrain the neutrino

<sup>8</sup>The fiducial parameter values are taken to be:  $\omega_b = 0.022377, \omega_{\text{cdm}} = 0.1201, 100\theta_s = 1.0411, \ln(10^{10}A_s) = 3.0447, n_s = 0.9659, \tau_{\text{reio}} = 0.543$  and  $\sum m_\nu = 0.06 \text{ eV}$

Parameters	Planck+BAO+FS		Planck+CMB-S4+Euclid	
	Mean $\pm 1\sigma$	Mean $\pm 2\sigma$	Mean $\pm 1\sigma$	Mean $\pm 2\sigma$
100 $\omega_b$	2.240 $^{+0.013}_{-0.013}$	2.240 $^{+0.025}_{-0.026}$	2.236 $^{+0.003}_{-0.003}$	2.236 $^{+0.006}_{-0.006}$
$\omega_{\text{cdm}}$	0.1194 $^{+0.0010}_{-0.0010}$	0.1194 $^{+0.0020}_{-0.001921}$	0.1202 $^{+0.0003}_{-0.0003}$	0.1202 $^{+0.0006}_{-0.0006}$
100 $\theta_s$	1.042 $^{+0.0011}_{-0.0003}$	1.042 $^{+0.0033}_{-0.0007}$	1.041 $^{+0.0001}_{-0.0001}$	1.041 $^{+0.0002}_{-0.0002}$
$\ln(10^{10} A_s)$	3.030 $^{+0.018}_{-0.024}$	3.030 $^{+0.034}_{-0.053}$	3.043 $^{+0.007}_{-0.007}$	3.043 $^{+0.015}_{-0.013}$
$n_s$	0.9631 $^{+0.0049}_{-0.0109}$	0.9631 $^{+0.0090}_{-0.0204}$	0.9655 $^{+0.0016}_{-0.0017}$	0.9655 $^{+0.0032}_{-0.0036}$
$\tau_{\text{reio}}$	0.0515 $^{+0.0075}_{-0.0074}$	0.0515 $^{+0.0158}_{-0.0149}$	0.0539 $^{+0.0041}_{-0.0038}$	0.0539 $^{+0.0082}_{-0.0072}$
$\log_{10} z_{\text{int}}$	> 4.50	> 3.90	> 6.18	> 5.80
$\sum m_\nu [\text{eV}]$	< 0.12	< 0.19	< 0.079	< 0.099
$H_0$	67.74 $^{+0.43}_{-0.45}$	67.74 $^{+0.85}_{-0.89}$	67.11 $^{+0.18}_{-0.18}$	67.11 $^{+0.35}_{-0.35}$

**Table 5:** Cosmological and model parameter constraints with mean values and **68% and 95% C.L.** for  $n_{\text{int}} = 3$  model with **Planck+CMB-S4+Euclid** forecast analysis. Here constraints as obtained with **Planck+BAO+FS** are taken from Table 2 in order to make a comparison with the forecast.

Parameters	Planck+BAO+FS		Planck+CMB-S4+Euclid	
	Mean $\pm 1\sigma$	Mean $\pm 2\sigma$	Mean $\pm 1\sigma$	Mean $\pm 2\sigma$
100 $\omega_b$	2.239 $^{+0.013}_{-0.012}$	2.239 $^{+0.026}_{-0.025}$	2.237 $^{+0.003}_{-0.003}$	2.237 $^{+0.006}_{-0.006}$
$\omega_{\text{cdm}}$	0.1193 $^{+0.0009}_{-0.0009}$	0.1193 $^{+0.0018}_{-0.0019}$	0.1202 $^{+0.0003}_{-0.0003}$	0.1202 $^{+0.0006}_{-0.0006}$
100 $\theta_s$	1.042 $^{+0.0003}_{-0.0003}$	1.042 $^{+0.0006}_{-0.0005}$	1.041 $^{+0.000085}_{-0.000085}$	1.041 $^{+0.000163}_{-0.000163}$
$\ln(10^{10} A_s)$	3.037 $^{+0.015}_{-0.015}$	3.037 $^{+0.031}_{-0.031}$	3.044 $^{+0.008}_{-0.007}$	3.044 $^{+0.016}_{-0.013}$
$n_s$	0.966 $^{+0.0039}_{-0.0040}$	0.966 $^{+0.0076}_{-0.0090}$	0.9660 $^{+0.0016}_{-0.0015}$	0.9660 $^{+0.0031}_{-0.0030}$
$\tau_{\text{reio}}$	0.0520 $^{+0.0074}_{-0.0071}$	0.0520 $^{+0.0149}_{-0.0148}$	0.0540 $^{+0.0042}_{-0.0040}$	0.0540 $^{+0.0087}_{-0.0075}$
$\log_{10} z_{\text{int}}$	> 5.49	> 5.11	> 6.45	> 6.20
$\sum m_\nu [\text{eV}]$	< 0.11	< 0.16	< 0.082	< 0.10
$H_0$	67.69 $^{+0.42}_{-0.42}$	67.69 $^{+0.82}_{-0.85}$	67.12 $^{+0.18}_{-0.19}$	67.12 $^{+0.35}_{-0.36}$

**Table 6:** Cosmological and model parameter constraints with mean values and **68% and 95% C.L.** for  $n_{\text{int}} = 4$  model with **Planck+CMB-S4+Euclid** forecast analysis. Here constraints as obtained with **Planck+BAO+FS** are taken from Table 3.

interactions up to redshift,

$$n_{\text{int}} = 3 \implies z_{\text{int}} > 6.31 \times 10^5, \quad (6.5a)$$

$$n_{\text{int}} = 4 \implies z_{\text{int}} > 1.78 \times 10^6, \quad (6.5b)$$

$$n_{\text{int}} = 5 \implies z_{\text{int}} > 1.78 \times 10^6. \quad (6.5c)$$

Parameters	Planck+BAO+FS		Planck+CMB-S4+Euclid	
	Mean $\pm 1\sigma$	Mean $\pm 2\sigma$	Mean $\pm 1\sigma$	Mean $\pm 2\sigma$
$100 \omega_b$	$2.239^{+0.013}_{-0.012}$	$2.239^{+0.026}_{-0.024}$	$2.237^{+0.003}_{-0.003}$	$2.237^{+0.006}_{-0.006}$
$\omega_{\text{cdm}}$	$0.1194^{+0.0008}_{-0.0009}$	$0.1194^{+0.0015}_{-0.0018}$	$0.1201^{+0.0003}_{-0.0003}$	$0.1201^{+0.0006}_{-0.0006}$
$100 \theta_s$	$1.042^{+0.00026}_{-0.00027}$	$1.042^{+0.00049}_{-0.00051}$	$1.041^{+0.00008}_{-0.00008}$	$1.041^{+0.00016}_{-0.00016}$
$\ln(10^{10} A_s)$	$3.040^{+0.013}_{-0.014}$	$3.040^{+0.027}_{-0.027}$	$3.044^{+0.007}_{-0.007}$	$3.044^{+0.015}_{-0.013}$
$n_s$	$0.9666^{+0.0036}_{-0.0034}$	$0.9666^{+0.0067}_{-0.0066}$	$0.9660^{+0.0016}_{-0.0015}$	$0.9660^{+0.0031}_{-0.0031}$
$\tau_{\text{reio}}$	$0.0538^{+0.0068}_{-0.0067}$	$0.0538^{+0.0129}_{-0.0128}$	$0.05401^{+0.0042}_{-0.0039}$	$0.0540^{+0.0083}_{-0.0074}$
$\log_{10} z_{\text{int}}$	$> 5.60$	$> 5.23$	$> 6.41$	$> 6.20$
$\sum m_\nu [\text{eV}]$	$< 0.11$	$< 0.17$	$< 0.08$	$< 0.10$
$H_0$	$67.64^{+0.37}_{-0.40}$	$67.64^{+0.74}_{-0.80}$	$67.13^{+0.18}_{-0.18}$	$67.13^{+0.34}_{-0.36}$

**Table 7:** Cosmological and model parameter constraints with mean values and **68% and 95% C.L.** for  $n_{\text{int}} = 5$  model with **Planck+CMB-S4+Euclid** forecast analysis. Here constraints as obtained with **Planck+BAO+FS** are taken from Table 4.

Additionally, 95% C.L. bounds for Planck Baseline + CMB-S4 + Euclid improves over the previous forecasts with CMB-S4 alone. Our investigation suggests a joint analysis of CMB-S4 with Euclid would be able to constrain the onset of neutrino free-streaming up to redshift  $z \sim 10^6$ , implying earlier decoupling even in  $\Gamma_\nu \propto T_\nu^3$  model. The constraint is also significantly improved compared to results of our previous section with current dataset, since Full shape data is not sensitive to the sum of neutrino mass as pointed out in [47, 48].

Further, our analysis with Euclid predicts high sensitivity for sum of neutrino mass with  $\sigma(\sum m_\nu) = 0.021\text{eV}, 0.022\text{eV}$  and  $0.021\text{eV}$  respectively for  $n_{\text{int}} = 3, 4$  and  $5$  cases. In compared to the analysis with FS data in the previous section, forecast analysis with Euclid and CMB-S4 for all the interacting models will be able to put constraints  $\sum m_\nu < 0.10 \text{ eV}$  (at 95 % C.L.), greater than  $1\sigma$  improvement over the full shape analysis with DR12 dataset ( $\sum m_\nu < 0.16 \text{ eV}$ , at 95% C.L.). From Table 5, 6 and 7, we can see that  $1\sigma$  uncertainties of all cosmological parameters in our neutrino interaction models, with the inclusion of Euclid Galaxy Clustering, remain close to the values predicted as in  $\Lambda\text{CDM} + \sum m_\nu$  model forecast analysis in [93]. It is important to highlight that our analysis examines different combinations of future experiments compared to [93], and therefore, a direct one-to-one comparison is not appropriate. Thus, a joint analysis of Planck, CMB-S4 and Euclid will be able to probe neutrino interactions up to redshift  $z \sim 10^6$  and can also put tighter bound on the sum of neutrino mass.

## 7 Summary

Cosmology has entered a precision era, enabling us to probe particle physics interactions throughout the universe with unprecedented accuracy. In conjunction with CMB observations, Large Scale Structure experiments provide insights into various particle physics models, including neutrino interactions in the early universe. Over the past decade, several studies

have suggested that neutrino interactions in the early universe might have been delayed due to yet-to-be-discovered models of neutrino self-interactions, which subsequently affect the evolution of gravitational potentials, leaving detectable imprints on CMB anisotropy and matter power spectra in both linear and mildly non-linear regimes. In the present analysis, we investigated whether LSS data is sensitive to these changes. To do this, we made use of a fairly generic parameterization of neutrino interaction rates, focusing on the interaction in the early universe, and searched for possible constraints on the (6+2) model parameters using the combined dataset from Planck TT, TE, EE + BAO, along with the full shape (FS) galaxy power spectra data.

Analyses using Planck and BAO dataset have placed constraints on the interaction redshifts for neutrino interactions in the early universe, finding  $z_{\text{int}} > 6 \times 10^3$ ,  $7.8 \times 10^4$ , and  $8.4 \times 10^4$  for models with  $n_{\text{int}} = 3, 4$ , and  $5$ , respectively, at 95% C.L., consistent with the earlier studies [39]. Further, since these interactions impact the matter power spectra in the mildly non-linear regime, which is probed by the galaxy full shape power spectra, we included the BOSS DR12 full shape spectra data in our analysis. The FS data was found to have tightened the constraints on the interaction redshifts to  $z_{\text{int}} > 7.93 \times 10^3$ ,  $1.28 \times 10^5$ , and  $1.7 \times 10^5$  for  $n_{\text{int}} = 3, 4$ , and  $5$  models, respectively, at 95% C.L. While the inclusion of FS data slightly reduces the degeneracies of  $z_{\text{int}}$  with cosmological parameters for the  $n_{\text{int}} = 3$  case, it relaxes the bounds on the sum of neutrino mass. We obtained  $\sum m_\nu < 0.19 \text{ eV}$  for the  $n_{\text{int}} = 3$  model including the FS data at 95% C.L. whereas, Planck + BAO data provides a tighter constraint  $\sum m_\nu < 0.17 \text{ eV}$ . Similar trends in the constraints on sum of neutrino mass persist for  $n_{\text{int}} = 4$  and  $5$  models. Furthermore, recent findings suggest that the moderately interacting (MI) mode of neutrino self-interactions mediated by heavy scalars in the early universe (which corresponds to  $n_{\text{int}} = 5$  in our case) shows a lack of concordance when considering both Planck and LSS data. Our study with galaxy power spectra reveals that an even earlier onset of free-streaming is permitted for the moderately interacting (MI) mode in self-interacting neutrino model.

Having investigated the effects of the present LSS data, we then moved on to examine the sensitivity of future LSS data to the onset of neutrino free-streaming. Using CMB alone, previous studies found that the upcoming CMB-S4 experiment has the potential to constrain the lower bound of the free-streaming redshift  $z_{\text{int}}$  to  $3 \times 10^5$ . Our findings suggest that the Euclid galaxy clustering survey (covering the redshift range  $0.7 < z < 2.0$ ), when combined with Planck and CMB-S4 data, would be able to constrain the interaction strength up to  $z_{\text{int}} \sim 10^6$ . It will further lower the uncertainty on  $\sum m_\nu$ , leading to  $\sigma(\sum m_\nu) \approx 0.02 \text{ eV}$  with  $\sum m_\nu < 0.10 \text{ eV}$  at 95% C.L. for almost all the cases. Additionally, the joint forecast study with Planck+CMB-S4+Euclid would help break the parameter degeneracy for the  $n_{\text{int}} = 3$  model, which persists even in the present Planck+BAO+FS dataset analysis.

In a nutshell, present and future galaxy surveys, combined with CMB missions, play a significant role in shedding light on possible neutrino interaction in the early universe, the sum of the neutrino mass as well as major cosmological parameters. This in turn helps us take a step forward to improve our understanding of the universe and its interplay with this essential particle physics entity as well as the theories encompassing them.

The results presented in this article point to several areas that warrant further investigation. Firstly, since our analysis was conducted using the BOSS DR12 FS datasets, it would be intriguing to explore its extension to the BOSS DR16 full-shape galaxy power spectra, as and when that is made publicly available. Additionally, the study of neutrino interactions requires a robust consideration of all cosmological parameters, particularly the sum of neu-

trino mass, which remains poorly constrained in the context of the EFT of LSS analysis. While current DESI data releases and the future Euclid survey are expected to provide more precise measurements of the sum of neutrino mass, they have not yet been analyzed within the framework of the EFT of LSS. This lies beyond the scope of our current analysis. A comprehensive study of these surveys, in conjunction with CMB anisotropy datasets, will be crucial for unraveling the complexities of neutrino interactions.

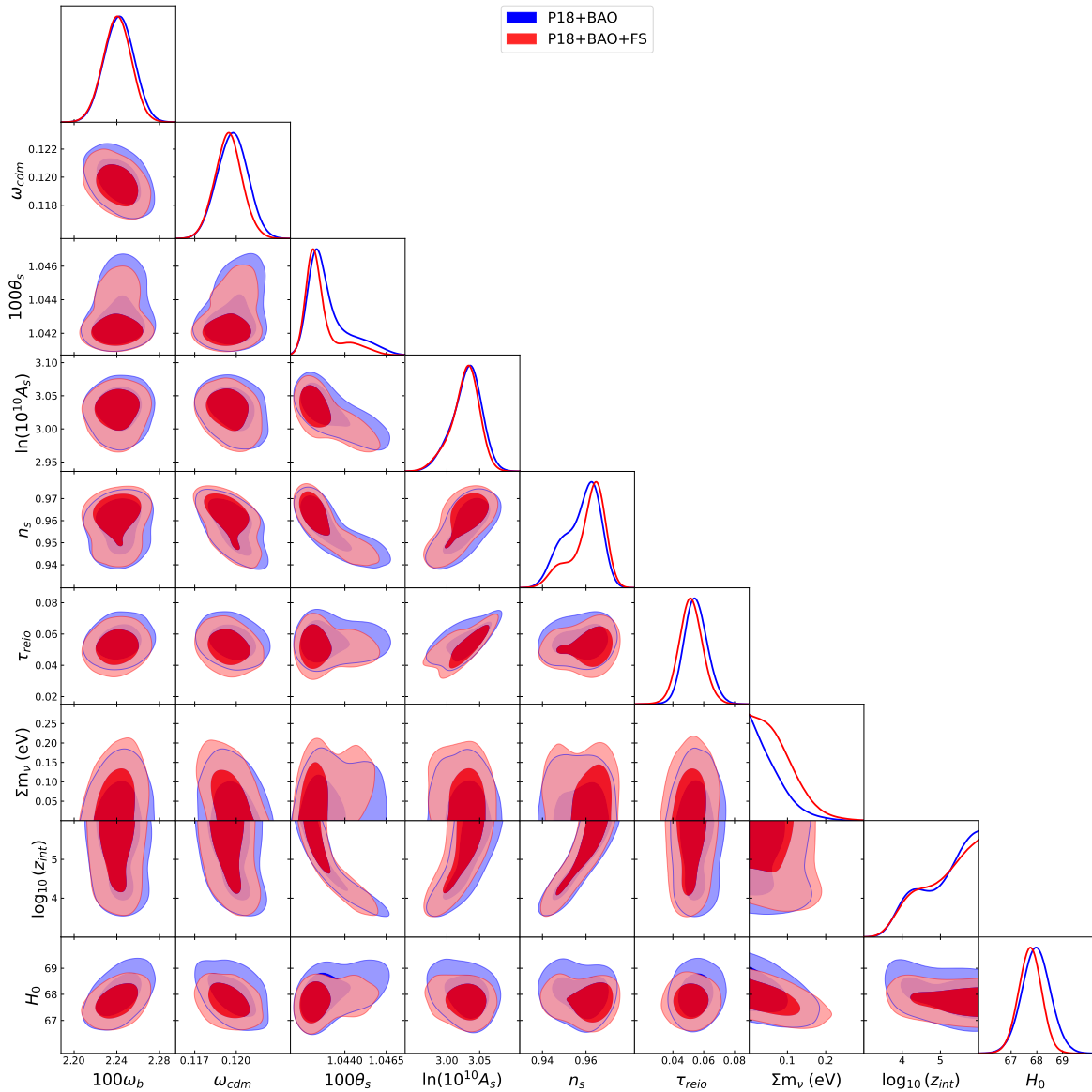
## Acknowledgements

We would like to thank Petter Taule and David Camarena for useful discussions. SP1 thanks Debarun Paul, Arko Bhaumik, Rahul Shah, Pathikrith Banerjee, Antara Dey and Purba Mukherjee for discussions at various stages of the project. SP1 also thanks Bithika Halder for constant support and inspiration throughout the project, and CSIR for financial support through Senior Research Fellowship (File no. 09/093(0195)/2020-EMR-I). RS acknowledges support from DST Inspire Faculty fellowship Grant no. IFA19-PH231 at ISI Kolkata and the NFSG Research grant from BITS Pilani Hyderabad. SP2 thanks the Department of Science and Technology, Govt. of India for partial support through Grant No. NMICPS/006/MD/2020-21. We gratefully acknowledge the use of the publicly available codes `CLASS`, `CLASS-PT` and `MontePython` for parameter estimation and `Getdist` for plotting. We also acknowledge the use of computational facilities of Technology Innovation Hub at ISI Kolkata, along with High Performance Computing facility Pegasus at IUCAA, Pune, India.

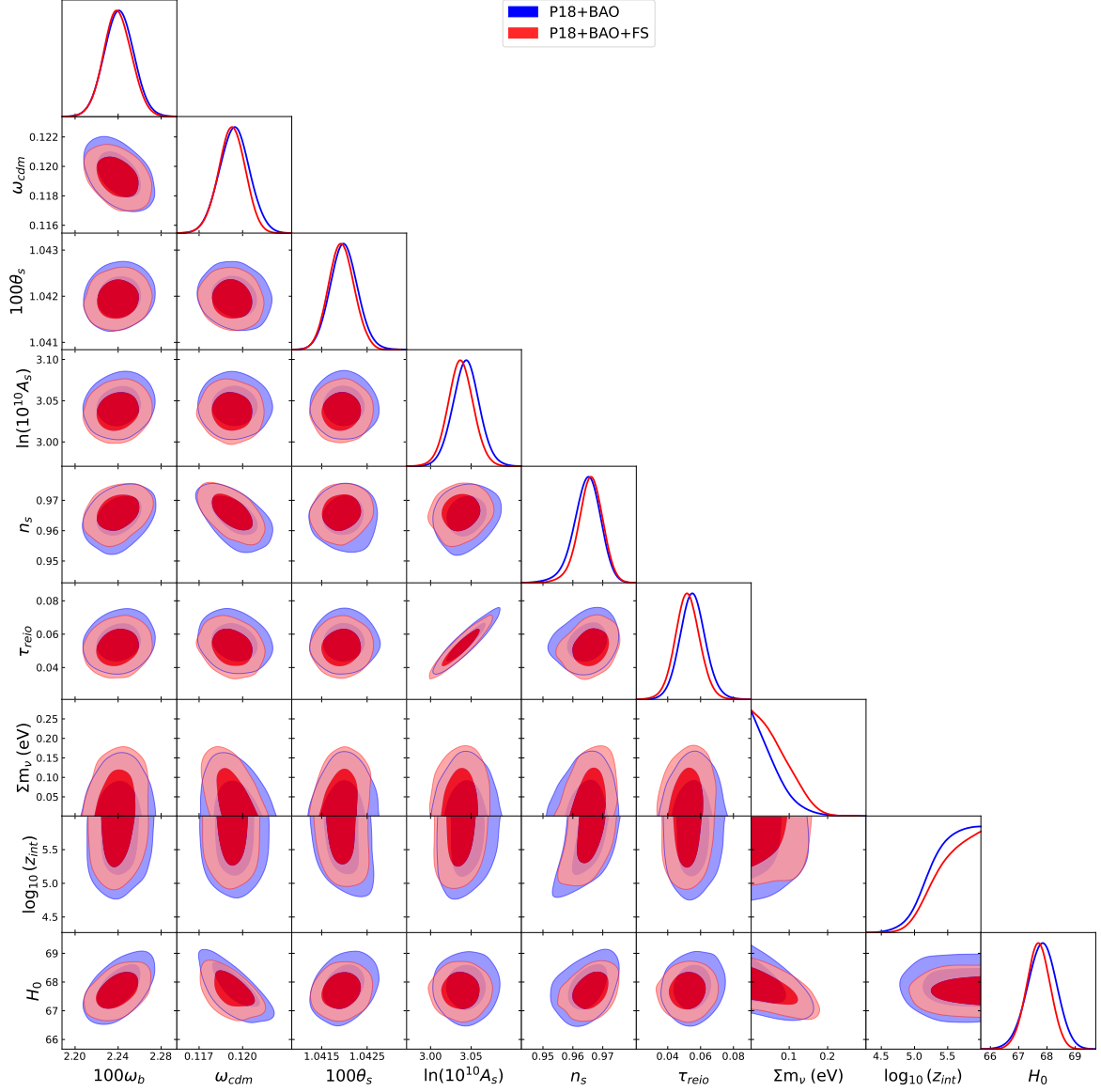


## A Posterior distribution for all parameters: full shape galaxy spectra

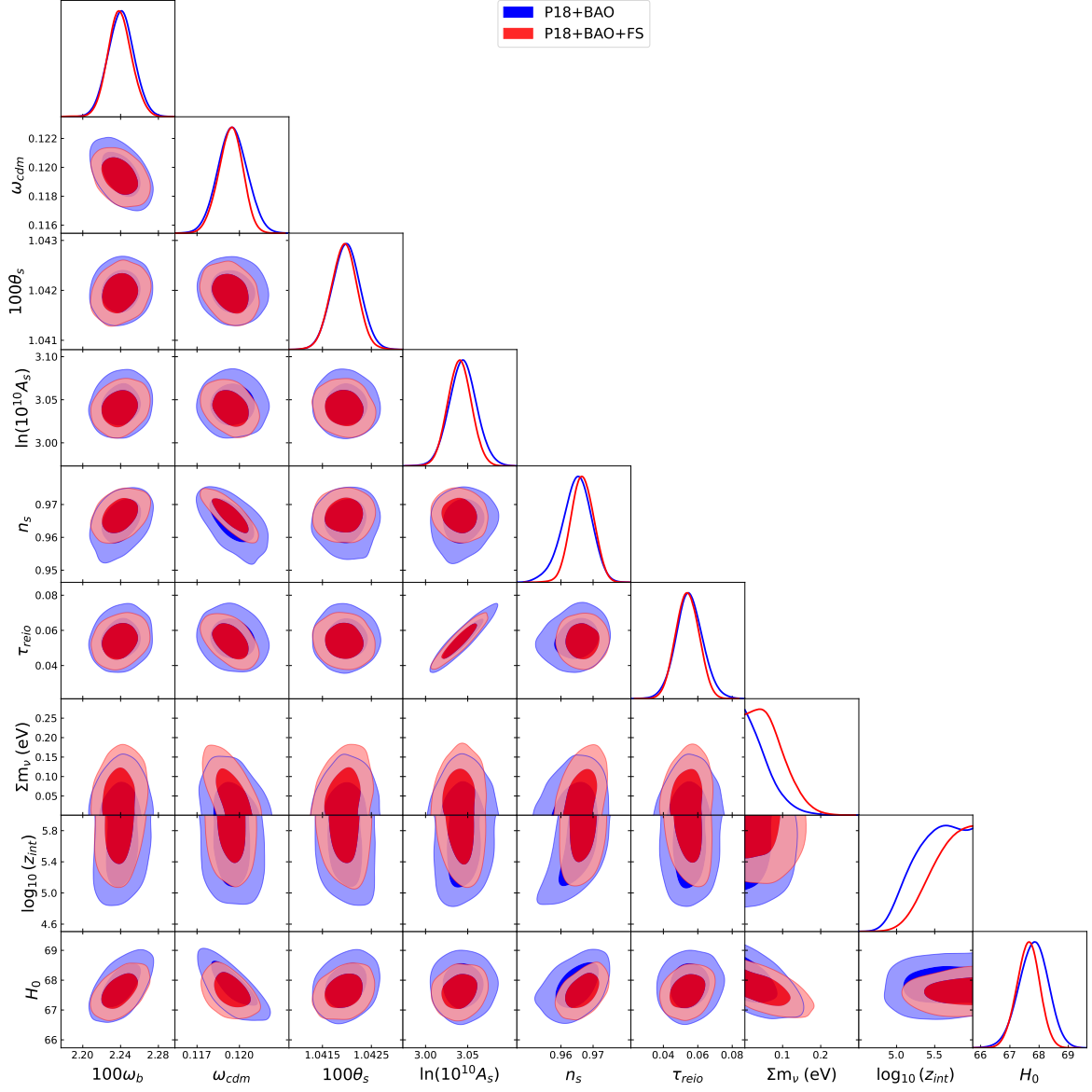
Here we show the full posterior probability distribution of all the cosmological and model parameters for each cases (*i.e.*  $n_{\text{int}} = 3, 4$  and  $5$ ) with Planck+BAO and Planck+BAO+FS datasets, discussed in detail in Sec. 5.



**Figure 6:** 68% and 95% C.L. marginalized posterior distribution of all cosmological and model parameters with  $n_{\text{int}} = 3$  for *Planck+BAO* dataset (blue) and *Planck+BAO+FS* dataset (red).



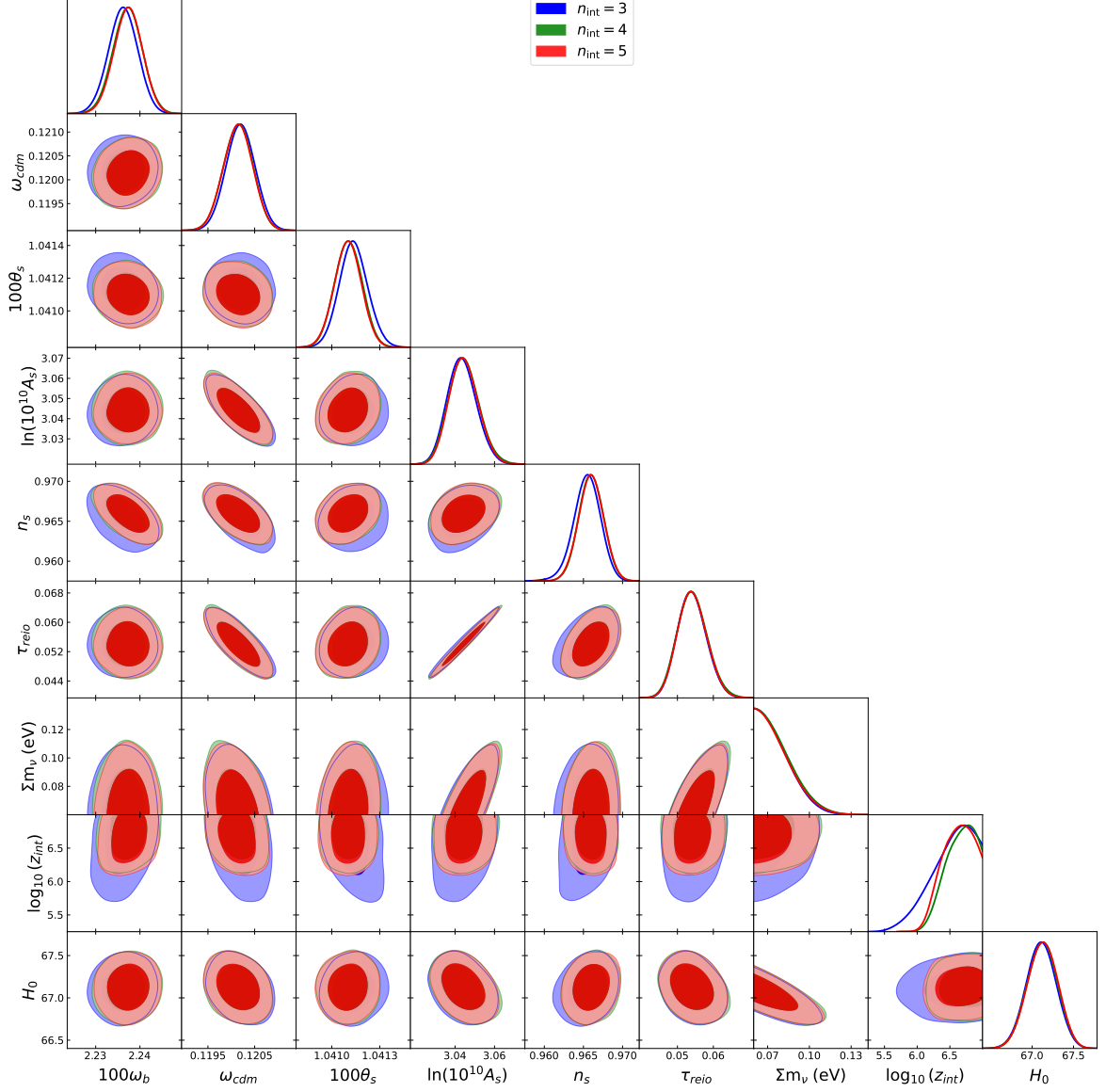
**Figure 7:** *68% and 95% C.L. marginalized posterior distribution of all cosmological and model parameters with  $n_{\text{int}} = 4$  for **Planck+BAO** dataset (blue) and **Planck+BAO+FS** dataset (red).*



**Figure 8:** 68% and 95% C.L. marginalized posterior distribution of all cosmological and model parameters with  $n_{\text{int}} = 5$  for *Planck+BAO* dataset (blue) and *Planck+BAO+FS* dataset (red).

## B Posterior distribution for all parameters: future CMB+LSS missions

We present here the full posterior probability distribution of all the cosmological parameters for all the models with  $n_{\text{int}} = 3, 4$  and 5 with the forecast analysis as detailed in Sec 6 for Planck+CMB-S4+Euclid.



**Figure 9:** 68% and 95% C.L. posterior probability distribution of all cosmological and model parameters with *Planck+CMB-S4+Euclid* forecast for  $n_{\text{int}} = 3, 4$  and 5 cases respectively (blue, green and red).

## References

- [1] LSND collaboration, *Candidate events in a search for anti-muon-neutrino  $\rightarrow$  anti-electron-neutrino oscillations*, *Phys. Rev. Lett.* **75** (1995) 2650 [[nucl-ex/9504002](#)].

- [2] SUPER-KAMIOKANDE collaboration, *Evidence for oscillation of atmospheric neutrinos*, *Phys. Rev. Lett.* **81** (1998) 1562 [[hep-ex/9807003](#)].
- [3] SNO collaboration, *Direct evidence for neutrino flavor transformation from neutral current interactions in the Sudbury Neutrino Observatory*, *Phys. Rev. Lett.* **89** (2002) 011301 [[nucl-ex/0204008](#)].
- [4] (ICECUBE COLLABORATION)\*, ICECUBE collaboration, *Measurement of atmospheric neutrino mixing with improved IceCube DeepCore calibration and data processing*, *Phys. Rev. D* **108** (2023) 012014 [[2304.12236](#)].
- [5] NOVA collaboration, *Measurement of  $\nu\mu$  charged-current inclusive  $\pi^0$  production in the NOvA near detector*, *Phys. Rev. D* **107** (2023) 112008 [[2306.04028](#)].
- [6] PLANCK collaboration, *Planck 2018 results. VI. Cosmological parameters*, *Astron. Astrophys.* **641** (2020) A6 [[1807.06209](#)].
- [7] S. Vagnozzi, E. Giusarma, O. Mena, K. Freese, M. Gerbino, S. Ho et al., *Unveiling  $\nu$  secrets with cosmological data: neutrino masses and mass hierarchy*, *Phys. Rev. D* **96** (2017) 123503 [[1701.08172](#)].
- [8] S. Roy Choudhury and S. Hannestad, *Updated results on neutrino mass and mass hierarchy from cosmology with Planck 2018 likelihoods*, *JCAP* **07** (2020) 037 [[1907.12598](#)].
- [9] MINIBOONE collaboration, *Updated MiniBooNE neutrino oscillation results with increased data and new background studies*, *Phys. Rev. D* **103** (2021) 052002 [[2006.16883](#)].
- [10] J. Lesgourgues and S. Pastor, *Massive neutrinos and cosmology*, *Phys. Rept.* **429** (2006) 307 [[astro-ph/0603494](#)].
- [11] S. Bashinsky and U. Seljak, *Neutrino perturbations in CMB anisotropy and matter clustering*, *Phys. Rev. D* **69** (2004) 083002 [[astro-ph/0310198](#)].
- [12] J. Lesgourgues, G. Mangano, G. Miele and S. Pastor, *Neutrino Cosmology*, Cambridge University Press (2, 2013).
- [13] A.D. Dolgov, *Neutrinos in cosmology*, *Phys. Rept.* **370** (2002) 333 [[hep-ph/0202122](#)].
- [14] B. Follin, L. Knox, M. Millea and Z. Pan, *First Detection of the Acoustic Oscillation Phase Shift Expected from the Cosmic Neutrino Background*, *Phys. Rev. Lett.* **115** (2015) 091301 [[1503.07863](#)].
- [15] M. Peloso, M. Pietroni, M. Viel and F. Villaescusa-Navarro, *The effect of massive neutrinos on the BAO peak*, *JCAP* **07** (2015) 001 [[1505.07477](#)].
- [16] D. Baumann, F. Beutler, R. Flauger, D. Green, A. Slosar, M. Vargas-Magaña et al., *First constraint on the neutrino-induced phase shift in the spectrum of baryon acoustic oscillations*, *Nature Phys.* **15** (2019) 465 [[1803.10741](#)].
- [17] F. Couchot, S. Henrot-Versillé, O. Perdureau, S. Plaszczynski, B. Rouillé d'Orfeuil, M. Spinelli et al., *Cosmological constraints on the neutrino mass including systematic uncertainties*, *Astron. Astrophys.* **606** (2017) A104 [[1703.10829](#)].
- [18] I. Tanseri, S. Hagstotz, S. Vagnozzi, E. Giusarma and K. Freese, *Updated neutrino mass constraints from galaxy clustering and CMB lensing-galaxy cross-correlation measurements*, *JHEAp* **36** (2022) 1 [[2207.01913](#)].
- [19] F.-Y. Cyr-Racine and K. Sigurdson, *Limits on Neutrino-Neutrino Scattering in the Early Universe*, *Phys. Rev. D* **90** (2014) 123533 [[1306.1536](#)].
- [20] I.M. Oldengott, C. Rampf and Y.Y.Y. Wong, *Boltzmann hierarchy for interacting neutrinos I: formalism*, *JCAP* **04** (2015) 016 [[1409.1577](#)].
- [21] L. Lancaster, F.-Y. Cyr-Racine, L. Knox and Z. Pan, *A tale of two modes: Neutrino free-streaming in the early universe*, *JCAP* **07** (2017) 033 [[1704.06657](#)].

- [22] C.D. Kreisch, F.-Y. Cyr-Racine and O. Doré, *Neutrino puzzle: Anomalies, interactions, and cosmological tensions*, *Phys. Rev. D* **101** (2020) 123505 [[1902.00534](#)].
- [23] M. Park, C.D. Kreisch, J. Dunkley, B. Hadzhiyska and F.-Y. Cyr-Racine,  *$\Lambda$ CDM or self-interacting neutrinos: How CMB data can tell the two models apart*, *Phys. Rev. D* **100** (2019) 063524 [[1904.02625](#)].
- [24] S. Roy Choudhury, S. Hannestad and T. Tram, *Updated constraints on massive neutrino self-interactions from cosmology in light of the  $H_0$  tension*, *JCAP* **03** (2021) 084 [[2012.07519](#)].
- [25] A. Das and S. Ghosh, *Flavor-specific interaction favors strong neutrino self-coupling in the early universe*, *JCAP* **07** (2021) 038 [[2011.12315](#)].
- [26] S.R. Choudhury, S. Hannestad and T. Tram, *Massive neutrino self-interactions and the Hubble tension*, *J. Phys. Conf. Ser.* **2156** (2021) 012016.
- [27] A. Das and S. Ghosh, *Self-interacting neutrinos as a solution to the Hubble tension?*, *PoS EPS-HEP2021* (2022) 124 [[2109.03263](#)].
- [28] A. Das and S. Ghosh, *The magnificent ACT of flavor-specific neutrino self-interaction*, *JCAP* **09** (2023) 042 [[2303.08843](#)].
- [29] J. Berger et al., *Snowmass 2021 White Paper: Cosmogenic Dark Matter and Exotic Particle Searches in Neutrino Experiments*, in *Snowmass 2021*, 7, 2022 [[2207.02882](#)].
- [30] N.F. Bell, E. Pierpaoli and K. Sigurdson, *Cosmological signatures of interacting neutrinos*, *Phys. Rev. D* **73** (2006) 063523 [[astro-ph/0511410](#)].
- [31] S. Hannestad, *Structure formation with strongly interacting neutrinos - Implications for the cosmological neutrino mass bound*, *JCAP* **02** (2005) 011 [[astro-ph/0411475](#)].
- [32] J. Venzor, G. Garcia-Arroyo, A. Pérez-Lorenzana and J. De-Santiago, *Massive neutrino self-interactions with a light mediator in cosmology*, *Phys. Rev. D* **105** (2022) 123539 [[2202.09310](#)].
- [33] M. Archidiacono and S. Hannestad, *Updated constraints on non-standard neutrino interactions from Planck*, *JCAP* **07** (2014) 046 [[1311.3873](#)].
- [34] F. Forastieri, M. Lattanzi and P. Natoli, *Cosmological constraints on neutrino self-interactions with a light mediator*, *Phys. Rev. D* **100** (2019) 103526 [[1904.07810](#)].
- [35] M. Escudero and S.J. Witte, *A CMB search for the neutrino mass mechanism and its relation to the Hubble tension*, *Eur. Phys. J. C* **80** (2020) 294 [[1909.04044](#)].
- [36] M. Escudero and M. Fairbairn, *Cosmological Constraints on Invisible Neutrino Decays Revisited*, *Phys. Rev. D* **100** (2019) 103531 [[1907.05425](#)].
- [37] Z. Chacko, A. Dev, P. Du, V. Poulin and Y. Tsai, *Cosmological Limits on the Neutrino Mass and Lifetime*, *JHEP* **04** (2020) 020 [[1909.05275](#)].
- [38] Z. Chacko, A. Dev, P. Du, V. Poulin and Y. Tsai, *Determining the Neutrino Lifetime from Cosmology*, *Phys. Rev. D* **103** (2021) 043519 [[2002.08401](#)].
- [39] P. Taule, M. Escudero and M. Garny, *Global view of neutrino interactions in cosmology: The free streaming window as seen by Planck*, *Phys. Rev. D* **106** (2022) 063539 [[2207.04062](#)].
- [40] D. Camarena, F.-Y. Cyr-Racine and J. Houghteling, *Confronting self-interacting neutrinos with the full shape of the galaxy power spectrum*, *Phys. Rev. D* **108** (2023) 103535 [[2309.03941](#)].
- [41] A. He, R. An, M.M. Ivanov and V. Gluscevic, *Self-Interacting Neutrinos in Light of Large-Scale Structure Data*, [2309.03956](#).
- [42] D. Camarena and F.-Y. Cyr-Racine, *Absence of concordance in a simple self-interacting neutrino cosmology*, [2403.05496](#).

- [43] VIRGO CONSORTIUM collaboration, *Stable clustering, the halo model and nonlinear cosmological power spectra*, *Mon. Not. Roy. Astron. Soc.* **341** (2003) 1311 [[astro-ph/0207664](#)].
- [44] S. Bird, M. Viel and M.G. Haehnelt, *Massive neutrinos and the non-linear matter power spectrum*, *Monthly Notices of the Royal Astronomical Society* **420** (2012) 2551.
- [45] R. Takahashi, M. Sato, T. Nishimichi, A. Taruya and M. Oguri, *Revising the Halofit Model for the Nonlinear Matter Power Spectrum*, *Astrophys. J.* **761** (2012) 152 [[1208.2701](#)].
- [46] O.H.E. Philcox, *Cosmology without window functions: Quadratic estimators for the galaxy power spectrum*, *Phys. Rev. D* **103** (2021) 103504 [[2012.09389](#)].
- [47] O.H.E. Philcox, M.M. Ivanov, M. Simonović and M. Zaldarriaga, *Combining Full-Shape and BAO Analyses of Galaxy Power Spectra: A 1.6% CMB-independent constraint on  $H_0$* , *JCAP* **05** (2020) 032 [[2002.04035](#)].
- [48] O.H.E. Philcox and M.M. Ivanov, *BOSS DR12 full-shape cosmology:  $\Lambda$ CDM constraints from the large-scale galaxy power spectrum and bispectrum monopole*, *Phys. Rev. D* **105** (2022) 043517 [[2112.04515](#)].
- [49] C.D. Kreisch et al., *Atacama Cosmology Telescope: The persistence of neutrino self-interaction in cosmological measurements*, *Phys. Rev. D* **109** (2024) 043501 [[2207.03164](#)].
- [50] C.-P. Ma and E. Bertschinger, *Cosmological perturbation theory in the synchronous and conformal Newtonian gauges*, *Astrophys. J.* **455** (1995) 7 [[astro-ph/9506072](#)].
- [51] A. Chudaykin, M.M. Ivanov, O.H.E. Philcox and M. Simonović, *Nonlinear perturbation theory extension of the Boltzmann code CLASS*, *Phys. Rev. D* **102** (2020) 063533 [[2004.10607](#)].
- [52] J. Lesgourgues and T. Tram, *The cosmic linear anisotropy solving system (class) iv: efficient implementation of non-cold relics*, *Journal of Cosmology and Astroparticle Physics* **2011** (2011) 032.
- [53] D. Blas, J. Lesgourgues and T. Tram, *The cosmic linear anisotropy solving system (class). part ii: Approximation schemes*, *Journal of Cosmology and Astroparticle Physics* **2011** (2011) 034.
- [54] D. Baumann, A. Nicolis, L. Senatore and M. Zaldarriaga, *Cosmological Non-Linearities as an Effective Fluid*, *JCAP* **07** (2012) 051 [[1004.2488](#)].
- [55] J.J.M. Carrasco, M.P. Hertzberg and L. Senatore, *The Effective Field Theory of Cosmological Large Scale Structures*, *JHEP* **09** (2012) 082 [[1206.2926](#)].
- [56] J.J.M. Carrasco, S. Foreman, D. Green and L. Senatore, *The Effective Field Theory of Large Scale Structures at Two Loops*, *JCAP* **07** (2014) 057 [[1310.0464](#)].
- [57] L. Senatore and M. Zaldarriaga, *The IR-resummed Effective Field Theory of Large Scale Structures*, *JCAP* **02** (2015) 013 [[1404.5954](#)].
- [58] Z. Vlah, U. Seljak, M.Y. Chu and Y. Feng, *Perturbation theory, effective field theory, and oscillations in the power spectrum*, *JCAP* **03** (2016) 057 [[1509.02120](#)].
- [59] L. Senatore and G. Trevisan, *On the IR-Resummation in the EFTofLSS*, *JCAP* **05** (2018) 019 [[1710.02178](#)].
- [60] M.M. Ivanov and S. Sibiryakov, *Infrared Resummation for Biased Tracers in Redshift Space*, *JCAP* **07** (2018) 053 [[1804.05080](#)].
- [61] L. Senatore, *Bias in the Effective Field Theory of Large Scale Structures*, *JCAP* **11** (2015) 007 [[1406.7843](#)].
- [62] L. Senatore and M. Zaldarriaga, *Redshift Space Distortions in the Effective Field Theory of Large Scale Structures*, [1409.1225](#).
- [63] G. Cabass, M.M. Ivanov, M. Lewandowski, M. Mirbabayi and M. Simonović, *Snowmass white paper: Effective field theories in cosmology*, *Phys. Dark Univ.* **40** (2023) 101193 [[2203.08232](#)].



- [64] J.Z. Chen, I.M. Oldengott, G. Pierobon and Y.Y.Y. Wong, *Weaker yet again: mass spectrum-consistent cosmological constraints on the neutrino lifetime*, *Eur. Phys. J. C* **82** (2022) 640 [2203.09075].
- [65] G. Barenboim, J.Z. Chen, S. Hannestad, I.M. Oldengott, T. Tram and Y.Y.Y. Wong, *Invisible neutrino decay in precision cosmology*, *JCAP* **03** (2021) 087 [2011.01502].
- [66] T. Brinckmann, J.H. Chang and M. LoVerde, *Self-interacting neutrinos, the Hubble parameter tension, and the cosmic microwave background*, *Phys. Rev. D* **104** (2021) 063523 [2012.11830].
- [67] M. Levi and Z. Vlah, *Massive neutrinos in nonlinear large scale structure: A consistent perturbation theory*, **1605.09417**.
- [68] S. Pal, R. Samanta and S. Pal, *Revisiting coupled CDM-massive neutrino perturbations in diverse cosmological backgrounds*, *JCAP* **12** (2023) 004 [2305.12830].
- [69] F. Bernardeau, S. Colombi, E. Gaztanaga and R. Scoccimarro, *Large scale structure of the universe and cosmological perturbation theory*, *Phys. Rept.* **367** (2002) 1 [astro-ph/0112551].
- [70] M.M. Ivanov, M. Simonović and M. Zaldarriaga, *Cosmological Parameters from the BOSS Galaxy Power Spectrum*, *JCAP* **05** (2020) 042 [1909.05277].
- [71] G. D’Amico, J. Gleyzes, N. Kokron, K. Markovic, L. Senatore, P. Zhang et al., *The Cosmological Analysis of the SDSS/BOSS data from the Effective Field Theory of Large-Scale Structure*, *JCAP* **05** (2020) 005 [1909.05271].
- [72] M.M. Ivanov, O.H.E. Philcox, M. Simonović, M. Zaldarriaga, T. Nischimichi and M. Takada, *Cosmological constraints without nonlinear redshift-space distortions*, *Phys. Rev. D* **105** (2022) 043531 [2110.00006].
- [73] B. Audren, J. Lesgourgues, K. Benabed and S. Prunet, *Conservative constraints on early cosmology with monte python*, *Journal of Cosmology and Astroparticle Physics* **2013** (2013) 001.
- [74] T. Brinckmann and J. Lesgourgues, *MontePython 3: boosted MCMC sampler and other features*, *Phys. Dark Univ.* **24** (2019) 100260 [1804.07261].
- [75] eBOSS collaboration, *The 16th Data Release of the Sloan Digital Sky Surveys: First Release from the APOGEE-2 Southern Survey and Full Release of eBOSS Spectra*, *Astrophys. J. Suppl.* **249** (2020) 3 [1912.02905].
- [76] eBOSS collaboration, *The Completed SDSS-IV Extended Baryon Oscillation Spectroscopic Survey: Baryon Acoustic Oscillations with Ly $\alpha$  Forests*, *Astrophys. J.* **901** (2020) 153 [2007.08995].
- [77] D.J. Eisenstein, D.H. Weinberg, E. Agol, H. Aihara, C.A. Prieto, S.F. Anderson et al., *Sdss-iii: Massive spectroscopic surveys of the distant universe, the milky way, and extra-solar planetary systems*, *The Astronomical Journal* **142** (2011) 72.
- [78] K.S. Dawson, D.J. Schlegel, C.P. Ahn, S.F. Anderson, É. Aubourg, S. Bailey et al., *The baryon oscillation spectroscopic survey of sdss-iii*, *The Astronomical Journal* **145** (2012) 10.
- [79] BOSS collaboration, *The clustering of galaxies in the completed SDSS-III Baryon Oscillation Spectroscopic Survey: cosmological analysis of the DR12 galaxy sample*, *Mon. Not. Roy. Astron. Soc.* **470** (2017) 2617 [1607.03155].
- [80] F.-S. Kitaura et al., *The clustering of galaxies in the SDSS-III Baryon Oscillation Spectroscopic Survey: mock galaxy catalogues for the BOSS Final Data Release*, *Mon. Not. Roy. Astron. Soc.* **456** (2016) 4156 [1509.06400].
- [81] S.A. Rodríguez-Torres et al., *The clustering of galaxies in the SDSS-III Baryon Oscillation Spectroscopic Survey: modelling the clustering and halo occupation distribution of BOSS*

- CMASS galaxies in the Final Data Release*, *Mon. Not. Roy. Astron. Soc.* **460** (2016) 1173 [1509.06404].
- [82] I.M. Oldengott, T. Tram, C. Rampf and Y.Y.Y. Wong, *Interacting neutrinos in cosmology: exact description and constraints*, *JCAP* **11** (2017) 027 [1706.02123].
- [83] M.M. Ivanov, M. Simonović and M. Zaldarriaga, *Cosmological Parameters and Neutrino Masses from the Final Planck and Full-Shape BOSS Data*, *Phys. Rev. D* **101** (2020) 083504 [1912.08208].
- [84] CMB-S4 collaboration, *CMB-S4 Science Book, First Edition*, 1610.02743.
- [85] M.H. Abitbol, Z. Ahmed, D. Barron, R.B. Thakur, A.N. Bender, B.A. Benson et al., *Cmb-s4 technology book*, *arXiv preprint arXiv:1706.02464* (2017) .
- [86] B.M. Sutin et al., *PICO - the probe of inflation and cosmic origins*, *Proc. SPIE Int. Soc. Opt. Eng.* **10698** (2018) 106984F [1808.01368].
- [87] K. Young, M. Alvarez, N. Battaglia, J. Bock, J. Borrill, D. Chuss et al., *Optical design of pico: a concept for a space mission to probe inflation and cosmic origins*, in *Space Telescopes and Instrumentation 2018: Optical, Infrared, and Millimeter Wave*, vol. 10698, pp. 1242–1253, SPIE, 2018.
- [88] T. Matsumura et al., *Mission design of LiteBIRD*, *J. Low Temp. Phys.* **176** (2014) 733 [1311.2847].
- [89] A. Suzuki, P.A. Ade, Y. Akiba, D. Alonso, K. Arnold, J. Aumont et al., *The litebird satellite mission: Sub-kelvin instrument*, *Journal of Low Temperature Physics* **193** (2018) 1048.
- [90] EUCLID THEORY WORKING GROUP collaboration, *Cosmology and fundamental physics with the Euclid satellite*, *Living Rev. Rel.* **16** (2013) 6 [1206.1225].
- [91] L. Amendola et al., *Cosmology and fundamental physics with the Euclid satellite*, *Living Rev. Rel.* **21** (2018) 2 [1606.00180].
- [92] B. Audren, J. Lesgourgues, S. Bird, M.G. Haehnelt and M. Viel, *Neutrino masses and cosmological parameters from a euclid-like survey: Markov chain monte carlo forecasts including theoretical errors*, *Journal of Cosmology and Astroparticle Physics* **2013** (2013) 026.
- [93] T. Sprenger, M. Archidiacono, T. Brinckmann, S. Clesse and J. Lesgourgues, *Cosmology in the era of Euclid and the Square Kilometre Array*, *JCAP* **02** (2019) 047 [1801.08331].
- [94] L. Perotto, J. Lesgourgues, S. Hannestad, H. Tu and Y.Y.Y. Wong, *Probing cosmological parameters with the CMB: Forecasts from full Monte Carlo simulations*, *JCAP* **10** (2006) 013 [astro-ph/0606227].
- [95] T. Brinckmann, D.C. Hooper, M. Archidiacono, J. Lesgourgues and T. Sprenger, *The promising future of a robust cosmological neutrino mass measurement*, *JCAP* **01** (2019) 059 [1808.05955].
- [96] J. Hamann, S. Hannestad and Y.Y.Y. Wong, *Measuring neutrino masses with a future galaxy survey*, *JCAP* **11** (2012) 052 [1209.1043].
- [97] A. Chudaykin and M.M. Ivanov, *Measuring neutrino masses with large-scale structure: Euclid forecast with controlled theoretical error*, *JCAP* **11** (2019) 034 [1907.06666].
- [98] EUCLID collaboration, *Euclid preparation. Sensitivity to neutrino parameters*, 2405.06047.