
INFRALIB: ENABLING REINFORCEMENT LEARNING AND DECISION-MAKING FOR LARGE-SCALE INFRASTRUCTURE MANAGEMENT

Pranay Thangeda & Melkior Ornik

Department of Aerospace Engineering
University of Illinois Urbana-Champaign
{pranayt2,mornik}@illinois.edu

Trevor S. Betz & Michael N. Grussing

Engineer Research and Development Center
US Army Corps of Engineers
{trevor.s.betz,michael.n.grussing}@usace.army.mil

ABSTRACT

Efficient management of infrastructure systems is crucial for economic stability, sustainability, and public safety. However, infrastructure sustainment is challenging due to the vast scale of systems, stochastic deterioration of components, partial observability, and resource constraints. Decision-making strategies that rely solely on human judgment often result in suboptimal decisions over large scales and long horizons. While data-driven approaches like reinforcement learning offer promising solutions, their application has been limited by the lack of suitable simulation environments. We present InfraLib, an open-source modular and extensible framework that enables modeling and analyzing infrastructure management problems with resource constraints as sequential decision-making problems. The framework implements hierarchical, stochastic deterioration models, supports realistic partial observability, and handles practical constraints including cyclical budgets and component unavailability. InfraLib provides standardized environments for benchmarking decision-making approaches, along with tools for expert data collection and policy evaluation. Through case studies on both synthetic benchmarks and real-world road networks, we demonstrate InfraLib’s ability to model diverse infrastructure management scenarios while maintaining computational efficiency at scale.

1 INTRODUCTION

Infrastructure systems are the backbone of modern society, encompassing a wide array of essential services including transportation networks, utility systems, and public facilities. Efficient infrastructure management is crucial for modern society’s functioning, influencing economic stability (1; 2), environmental sustainability (3), and public safety (4). Managing modern infrastructure systems is a complex and multifaceted task, involving the inspection, maintenance, and replacement of numerous components distributed across facilities and networks (5; 6). The challenges of infrastructure management are further compounded by their vast scale, the stochastic nature of component deterioration (7; 8), stringent operational constraints (9), limited resources (6), and extreme weather events due to climate change (10; 11; 12).

Traditional infrastructure sustainment approaches often rely on human expertise, rule-based methodologies, and deterministic models. While these methods can be effective in controlled settings, they struggle to capture the inherent uncertainties and dynamic variations present in real-world scenarios (2). Additionally, they may not adequately address the complexities involved in strategic resource allocation and budgetary considerations, which are critical for effective management (13; 14).

In recent years, data-driven methodologies, particularly those leveraging machine learning techniques like reinforcement learning (RL) and imitation learning (IL), have gained attention (15; 16). These approaches offer promising avenues for decision-making under uncertainty, enabling adaptive and proactive infrastructure management strategies (17; 18). RL, in particular, has achieved remarkable success in domains where decision-making agents can learn optimal policies by interacting with their environment (19; 20).

Despite their potential, the application of RL and IL in infrastructure management is still in its infancy. A significant barrier is the lack of suitable simulation environments that can accurately model the complexity, scale, and uncertainties of real-world infrastructure systems (17; 21). Existing tools often fail to represent the stochastic deterioration and partial observability inherent in these systems, limiting the development and evaluation of advanced learning-based strategies.

To address these challenges, we introduce InfraLib, an open-source framework designed for modeling and analyzing large-scale infrastructure management problems. InfraLib provides a realistic and granular representation of infrastructure systems by integrating a hierarchical model that captures the intricate relationships between different components and facilities (5). Moreover, InfraLib employs a stochastic approach to mimic the real-world uncertainties and partial observability inherent in infrastructure systems (7; 8; 22), enabling the development and validation of infrastructure management strategies that are robust to the challenges faced in real-world scenarios. InfraLib can utilize the component data from existing sustainment management systems or other life-cycle attribute databases to create realistic environments for decision-making. InfraLib directly supports the modeling of different infrastructure management problems as RL environments, enabling the development and evaluation of learning-based strategies.

InfraLib serves as more than just a simulation tool for learning-based approaches – it provides a comprehensive graphical interface to enhance human decision-making. Through its analysis features, expert data collection capabilities, and policy evaluation tools, users can explore various “what-if” scenarios and develop human-in-the-loop decision-making policies based on expert data. InfraLib also offers standardized environments for benchmarking learning-based approaches alongside traditional optimization methods and rule-based strategies to lower the barrier of entry for decision-making research in infrastructure sustainment.

In this paper, we present a detailed overview of the InfraLib framework, highlighting its capabilities and potential applications. We demonstrate the ability of InfraLib to create realistic scenarios for the deployment and evaluation of learning-based approaches, showcasing its ability to model the complexities and challenges encountered in real-world infrastructure systems. Through a series of benchmarks and environments, we illustrate the utility and scalability of InfraLib in facilitating the development and comparison of novel management strategies.

The rest of this paper is organized as follows. The “Preliminaries and Background” section introduces key concepts and background information on infrastructure management, Partially Observable Markov Decision Processes, and data-driven approaches for decision making. The “POMDP Model of Infrastructure” section and the subsequent section formalize the infrastructure management problem as a POMDP and discuss various research challenges that arise in this context. We then present InfraLib in the next section, detailing its structure, component dynamics, and key functionalities including the human interface aspects of InfraLib. Finally, in the “Experiments and Case Studies” section, we showcase example environments and benchmarks to demonstrate InfraLib’s utility, versatility, and scalability.

2 PRELIMINARIES AND BACKGROUND

In this section, we provide background on the considered infrastructure management setting, including the hierarchical nature of infrastructure systems, the metrics used to quantify component health, the dynamics of component deterioration, and the budget constraints that govern infrastructure management. We also provide an overview of Partially Observable Markov Decision Processes (POMDPs) and data-driven approaches that have been successfully applied to sequential decision-making under uncertainty. We begin by establishing the notation used throughout the paper.

Given a finite set \mathcal{A} , $|\mathcal{A}|$ denotes its cardinality and $\Delta(\mathcal{A})$ denotes the set of all probability distributions over the set \mathcal{A} . \mathbb{N}_0 denotes the set of natural numbers including 0, i.e., $\mathbb{N}_0 = \{0, 1, 2, \dots\}$.

2.1 INFRASTRUCTURE HIERARCHY AND MANAGEMENT

Infrastructure management is inherently hierarchical, comprising multiple layers of organization across diverse domains. The base level consists of individual *components*, which are the smallest units of infrastructure elements. These components are typically organized into subsystems based on their functional relationships and interdependencies. For example, in a building context, components might be grouped into subsystems like heating or plumbing, while in a transportation network, components could be grouped into subsystems like pavement sections or bridge elements. These subsystems form part of larger systems (e.g., HVAC systems in buildings or highway corridors in transportation networks), which in turn may belong to facilities or networks. Multiple facilities or networks may collectively form complexes or regional systems, which are managed under an organization. This hierarchical structuring is inherent in real-world infrastructure systems across domains and is crucial for systematic management and decision-making processes.

The condition of each component in the infrastructure is characterized by a *Condition Index (CI)* (23), a metric that reflects its health status. The CI of a component quantitatively represents the health of a component and deteriorates over time due to environmental factors, wear-and-tear, and in some cases catastrophically due to a manufacturing defect or an external event. This deterioration is typically stochastic, arising from unpredictable environmental interactions and the inherent characteristics of infrastructure components. Moreover, the CI is not always directly observable, necessitating periodic inspections to estimate its current state. These inspections, while essential, incur additional costs. Even when the CI is observed by inspection, the observation is subjective depending on the inspector and the inspection method, and can be noisy.

Management of infrastructure systems at the component level encompasses a wide range of activities, with the common actions including various types of inspection (e.g., visual assessment, sensor-based monitoring, non-destructive testing), maintenance (both preventative and corrective), repair (ranging from minor fixes to major rehabilitation), and replacement. Inspection activities provide estimates of the CI at varying costs and levels of accuracy, replacement involves completely substituting the component at a higher expense, and repair options, which are typically more cost-effective than replacement, aim to improve the CI. These actions, along with their timing and sequencing, are fundamental to maintaining the overall health of the infrastructure system.

Given the stochastic nature of component deterioration and the partial observability of component conditions, we model the environment as a Partially Observable Markov Decision Process (POMDP) (24). POMDPs provide a natural framework for representing scenarios where an agent must make decisions with incomplete information about the true state of the system, while accounting for both the immediate costs and long-term impacts of these decisions.

2.2 PARTIALLY OBSERVABLE MARKOV DECISION PROCESS

A discrete-time finite-horizon POMDP M is specified by the tuple $(\mathcal{S}, \mathcal{A}, \mathcal{O}, T, Z, R, H)$, where \mathcal{S} denotes a finite set of states, \mathcal{A} denotes a finite set of actions, and \mathcal{O} denotes a finite set of observations. The transition probability function is given by $T : \mathcal{S} \times \mathcal{A} \rightarrow \Delta(\mathcal{S})$, where $\Delta(\mathcal{S})$ is the space of probability distributions over \mathcal{S} . Furthermore, $Z : \mathcal{O} \times \mathcal{S} \times \mathcal{A} \rightarrow \Delta(\mathcal{O})$ denotes the observation probability function where $\Delta(\mathcal{O})$ is analogous to $\Delta(\mathcal{S})$. Finally, $R : \mathcal{S} \times \mathcal{A} \rightarrow [-R_{\min}, R_{\max}]$ denotes the reward function and $H \in \mathbb{N}_0$ denotes the finite planning horizon.

For the above POMDP, at each time step, the environment is in some state $s \in \mathcal{S}$ and the agent interacts with the environment by taking an action $a \in \mathcal{A}$. Doing so results in the environment transitioning to a new state $\bar{s} \in \mathcal{S}$ in the next time step with probability $T(s, a, \bar{s})$. In a POMDP the agent doesn't have access to the true state of the environment. Instead, it receives an observation $o \in \mathcal{O}$ regarding the state of the environment with probability $Z(o|\bar{s}, a)$ which depends on the new state of the environment and the action taken. The agent can update its belief about the true state of the environment using this observation. The agent also receives a reward $R(s, a)$.

The problem of optimal policy synthesis for a finite-horizon POMDP is that of choosing a sequence of actions which maximizes the expected total reward $\mathbb{E}[\sum_{t=0}^H r_t]$ where r_t is the reward earned at time instant t . Hence the optimal behavior may often include actions which are taken simply because they improve the agent's belief about the true state, e.g., an inspection action taken to learn the condition of a component.

2.3 DATA-DRIVEN APPROACHES FOR DECISION MAKING

Data-driven methodologies, particularly reinforcement learning (RL) and imitation learning (IL), have emerged as powerful tools for sequential decision-making under uncertainty (16), (15). In the context of infrastructure management, these approaches offer the potential to develop adaptive policies that can handle the stochastic deterioration of components and partial observability of their conditions.

In RL, an agent learns to make optimal decisions by interacting with an environment to learn a policy $\pi : \mathcal{S} \rightarrow \mathcal{A}$ that maximizes the expected cumulative reward over a horizon H :

$$\pi^* = \arg \max_{\pi} \mathbb{E}_{\pi} \left[\sum_{t=0}^H R(s_t, \pi(s_t)) \right] \quad (1)$$

where $s_t \in \mathcal{S}$ is the state at time t , and $R(s_t, a_t)$ is the reward obtained by taking action a_t in state s_t . RL algorithms, such as Q-learning (25) and policy gradient methods (26), enable the agent to learn optimal policies without requiring explicit models of the environment’s dynamics.

However, applying RL to infrastructure management poses challenges due to the complexity and scale of real-world systems. The large size of the state and action spaces, along with the partial observability of component conditions, complicate the learning process. Moreover, collecting sufficient real-world data for training is often impractical or costly.

Imitation learning addresses some of these challenges by leveraging expert demonstrations to learn effective policies. Given a set of expert trajectories $\mathcal{D} = \{(s_0, a_0), (s_1, a_1), \dots, (s_T, a_T)\}$, IL methods aim to learn a policy that mimics the expert’s behavior. Behavioral cloning treats this as a supervised learning problem, minimizing the discrepancy between the agent’s actions and the expert’s actions:

$$\pi^* = \arg \min_{\pi} \sum_{(s,a) \in \mathcal{D}} \ell(\pi(s), a) \quad (2)$$

where ℓ is a loss function measuring the difference between the predicted action $\pi(s)$ and the expert action a . This approach can be advantageous in infrastructure management, where expert knowledge and historical data are available.

Inverse reinforcement learning (IRL) goes a step further by seeking to infer the underlying reward function that the expert is optimizing (27). By recovering the reward function $R(s, a)$ from expert demonstrations, IRL enables the development of policies that generalize beyond the observed behavior and can adapt to new situations.

The utility of RL, IL, and IRL in infrastructure management depends heavily on the availability of accurate simulation environments and high-quality expert data. Developing realistic simulation tools that capture the stochastic dynamics and partial observability inherent in infrastructure systems is essential. Furthermore, standard benchmarks and baselines are needed to evaluate and compare different approaches consistently.

To harness data-driven methods for infrastructure management, it is essential to formalize the problem in a way that captures its inherent complexities, such as stochastic deterioration and partial observability. In the next section, we model the infrastructure management problem as a Partially Observable Markov Decision Process and outline the research challenges that this formulation presents.

3 POMDP MODEL OF INFRASTRUCTURE

In this section, we focus on modeling infrastructure management problems that involve stochastic deterioration and partial observability, requiring decisions to be made under budget constraints. We frame these problems using Partially Observable Markov Decision Processes (POMDPs), which provide a powerful framework for modeling decision-making under uncertainty and incomplete information. We then discuss the research problems that can be studied within this paradigm.

We consider a large-scale infrastructure system comprising n components, each subject to deterioration over time. We assume knowledge about each component’s deterioration dynamics, possible

maintenance actions, associated costs, and the overall budget constraints. Our goal is to model the decision-making process for managing these components effectively under uncertainty and partial observability.

We model the infrastructure system as a collection of independent POMDPs, one for each component, with a shared budget constraint that couples their decision processes. Each component’s POMDP captures its individual deterioration dynamics and the effects of maintenance actions. In a later section, we will discuss how we implement this modeling approach in our tool, *InfraLib*.

We now present the general formulation of modeling a component as a POMDP, detailing its key elements.

States: The state space \mathcal{S} of each component represents its condition, typically quantified by a condition index (CI). The CI can take discrete values from 0 (worst condition) to s_{max} (best condition). The true state of a component is typically not directly observable without inspection.

Observations: The observation space \mathcal{O} includes possible observed conditions of the component after certain actions and a null observation when no information is obtained. Observations provide potentially noisy information about the component’s true state.

Actions: The action space \mathcal{A} includes any possible maintenance decisions that can be taken in the infrastructure system, including (i) `Do Nothing`, an action that lets the component deteriorate naturally without any intervention, (ii) `Inspect`, an action that allows the agent to obtain the true state of the component without affecting its condition, (iii) `Repair`, an action that improves the component’s condition by a certain amount, and (iv) `Replace`, an action that restores the component to its best possible condition. Each action has associated costs and effects on the component’s state and observations.

Transitions: The transition model defines the probabilities of moving between states given an action. Deterioration is stochastic, and the transition probabilities capture the uncertainty in how the component’s condition changes over time. For example, selecting the `Do Nothing` action may result in the component’s condition worsening according to a probabilistic deterioration model.

Rewards: The reward function reflects the objectives of the management problem, such as maximizing the infrastructure’s overall condition, minimizing failures, or optimizing cost-effectiveness. The specific reward structure depends on the particular problem being addressed. In our framework, rewards can be defined to capture various objectives, and we provide examples in a later section. Additionally, rewards can be aggregated across components and time to model the overall performance of the infrastructure system under budget constraints.

In the following section, we discuss the research problems that can be modeled and studied within this framework.

4 PLANNING PROBLEMS FOR INFRASTRUCTURE MANAGEMENT

Modeling infrastructure management using POMDPs opens up several research avenues that address key challenges in the field. Some of the important research problem studied within this paradigm include:

OPTIMAL MAINTENANCE SCHEDULING UNDER BUDGET CONSTRAINTS

Determining the optimal allocation of limited resources for maintenance, repair, and replacement actions across multiple components is a critical problem. The goal is to maximize the overall infrastructure performance or minimize the risk of failures while adhering to budget constraints. Research focuses on developing policies that balance short-term costs with long-term benefits, taking into account the stochastic nature of deterioration and partial observability.

PLANNING UNDER PARTIAL OBSERVABILITY

Since the true states of components are not always known without inspection, decision-making must account for uncertainty in component conditions. Developing algorithms that effectively handle partial observability and make informed decisions based on beliefs about the component states is essential. Research explores advanced POMDP solution methods, belief state representations, and efficient planning algorithms tailored to infrastructure management.

STOCHASTIC DETERIORATION MODELING

Accurately modeling the stochastic deterioration of components is crucial for reliable decision-making. Research focuses on improving the transition models to better reflect real-world deterioration processes, incorporating factors such as environmental conditions, usage patterns, and historical data. Approaches include learning or estimating transition probabilities from data and updating models as new information becomes available.

SCALABILITY AND COMPUTATIONAL EFFICIENCY

Infrastructure systems often involve a large number of components, making the computational complexity of solving the POMDPs a significant challenge. Research addresses scalability by developing approximate solution methods, decomposition techniques, or hierarchical approaches that reduce computational demands while maintaining acceptable performance.

MULTI-AGENT COORDINATION AND HIERARCHICAL DECISION-MAKING

In practice, decisions in infrastructure management may be made at different hierarchical levels, with coordination among multiple decision-making agents. Research explores multi-agent POMDP frameworks, hierarchical planning, and coordination mechanisms that enable effective decision-making across different levels of the infrastructure system.

ROBUSTNESS TO MODEL CHANGE AND UNCERTAINTY

Given the potential discrepancies between modeled deterioration dynamics and real-world behavior, it is important to develop policies that are robust to model changes and uncertainty. Research investigates methods for policy robustness, adaptive learning, and techniques for transferring policies from simulation to real-world deployment (sim-to-real transfer), ensuring that solutions remain effective in practice.

INCORPORATING RISK AND RELIABILITY MEASURES

Infrastructure management often requires consideration of risk and reliability metrics, such as the probability of component failure or system-level performance thresholds. Research focuses on integrating risk assessments into the POMDP framework, enabling decision-making that accounts for both expected rewards and risk mitigation.

By providing a comprehensive toolkit that implements this POMDP framework and scales effectively to real-world infrastructure systems, we can enable researchers from a wide range of disciplines to focus on specific components in the abstraction while analyzing their broader impacts across diverse applications. To facilitate this research, we introduce `InfraLib` — our implementation that brings together these modeling capabilities and a suite of solution approaches.

5 INFRALIB

`InfraLib` is a comprehensive modeling, simulation, and analysis framework designed to enable research into data-driven decision making for infrastructure management under uncertainty. It provides predefined, structured environments while also allowing users to flexibly define custom scenarios and constraints. The code, documentation, example environments, and tutorials are available as an open-source library under the permissive MIT license at [infralib.github.io](https://github.com/infralib/infralib).

5.1 INFRALIB STRUCTURE

InfraLib framework adopts a modular architecture, which enables separation of concerns and easy extensibility. The core infrastructure model is designed to be highly customizable, allowing users to define custom components, deterioration models, objectives, constraints, and management actions. The hierarchical structure of infrastructure systems is also configurable, enabling users to group components into units and facilities in domain-specific ways.

At the core of InfraLib is the infrastructure simulator that requires three key modules:

- `DynamicsModel`, which defines the stochastic deterioration dynamics of each component,
- `CostModel`, which defines the costs of each action, and
- `BudgetModel`, which defines the budget constraints and allocation mechanisms.

In addition to these modules, InfraLib also provides several abstractions that enable modeling nuances of real-world systems. These modules include:

- `HierarchyModule`, which defines the hierarchical structure of the infrastructure system and relevant hierarchical actions, and
- `MetadataModule`, which provides a flexible way to attach actionable metadata to components, actions, and other entities in the infrastructure system.

These modules are combined to generate a POMDP environment that powers the simulation, user interface, analysis, and RL environments. InfraLib makes minimal assumptions about the specific structure of these models, while also providing strong defaults for each model. This design allows users focused on say developing algorithms to easily integrate and test their approaches, while allowing users with expertise in infrastructure management to customize the models to their needs.

5.2 INFRALIB DEFAULT MODELS

The default models in InfraLib are carefully chosen based on established infrastructure management literature. For the dynamics model, we implement a Weibull-based deterioration model following (23), where the Condition Index (CI) of each component evolves according to a Markov chain with transition probabilities derived from Weibull distributions. For component i , the CI at time t is given by

$$\text{CI}^i(t) = \left\lfloor 100 \times \left(1 - \left(1 - e^{-\left(\frac{t}{\lambda^i}\right)^{k^i}} \right) \right) \right\rfloor, \quad (3)$$

where normally distributed k^i and λ^i are the shape and scale parameters respectively. This formulation captures the natural deterioration pattern where components start at CI = 100 (perfect condition) and gradually degrade towards CI = 0 (complete failure). The stochastic nature of the parameters accounts for variations in deterioration patterns observed in real infrastructure systems.

The default cost model implements a nonlinear cost function that reflects the empirically observed relationship between component condition and repair costs (28). For component i , the repair cost c_r^i is given by

$$c_r^i = \left(\frac{100 - s^i}{100 - \delta^i} \right)^{\alpha^i} \times c_m^i + \beta^i c_m^i, \quad (4)$$

where s^i is the current CI, δ^i is the failure threshold, α^i is a cost-sensitivity parameter, c_m^i is the replacement cost, and β^i is the minimum repair cost fraction. This formulation captures the practical reality that repairs become disproportionately expensive as components approach failure, while also accounting for the minimum cost involved in any repair action.

For budget constraints, InfraLib provides two default models: a fixed budget model for scenarios with predetermined initial budget, and a cyclic budget model which captures periodic budget allocations common in public infrastructure management (29). The cyclic budget model supports variable cycle lengths and amounts, defined as

$$B(t) = b_k \text{ where } k = \arg \max_j \{t \geq t_j\}, \quad (5)$$

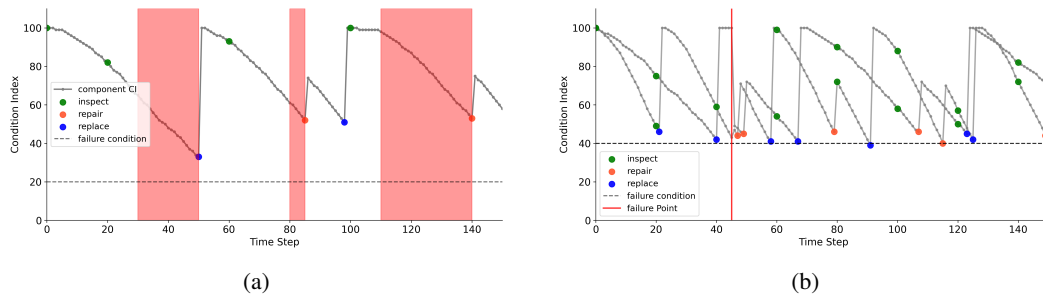


Figure 1: Component condition index over time from InfraLib simulations illustrating (a) intermittent unavailability periods (red regions) and (b) catastrophic failure (at time step 45).

where b_k is the budget for cycle k and t_j are cycle start times. This flexibility allows modeling of both fiscal year allocations and more complex multi-year funding patterns observed in practice.

These default models provide a strong foundation to jumpstart research in decision-making at infrastructure scale while also serving as templates for users to build their own models. InfraLib documentation provides detailed guides on how to customize these models to specific scenarios and applications.

InfraLib is implemented as a Python library, leveraging NumPy and Numba for efficient vectorized computation. The framework is designed to be user-friendly, with a simple and intuitive API that abstracts the underlying complexity. InfraLib also provides a suite of tools for analysis, visualization, storage, and retrieval of data. A key emphasis in InfraLib’s design is scalability and computational efficiency. The framework can simulate infrastructure systems comprising millions of components and spanning long time horizons. This massive scale is crucial for bridging the gap between research and the complexity of real-world infrastructure networks.

RL ENVIRONMENTS

InfraLib provides RL and decision-making environments by wrapping its core dynamics simulation with a Gymnasium-like interface (30). This design allows users to interact with the simulation using a standardized interface with methods such as `reset()`, `step(action)`, and `render()`, facilitating seamless integration with popular RL libraries.

The reward function \mathcal{R} is customizable and can be defined based on the system state, action, or both, aligning with the specific objectives of the problem. This flexibility enables optimization for various goals, such as minimizing maintenance costs or maximizing infrastructure reliability.

The observation space provided to the agent in the environment is also configurable. It can represent the full simulation state, partial observations, or any function of the state or observations, depending on user requirements. Such flexibility accommodates scenarios with full observability, partial observability, or state abstractions, reflecting a wide range of real-world situations.

InfraLib offers environment templates that are directly compatible with Stable-Baselines3 (31) — a popular library covering all popular RL algorithms — enabling easy application and comparison of different RL solution methods. Each environment includes a unified evaluation interface and problem-specific metrics, which assist in comparing the performance of learning and non-learning methods on consistent benchmarks.

We provide a series of predefined environments covering a variety of scenarios:

- **Simple Infrastructure Management Environment:** A basic setup with a limited number of components and straightforward deterioration dynamics, ideal for testing algorithms and educational purposes.
- **Large-Scale Infrastructure Environment:** Simulates extensive networks with hundreds of thousands of components to test scalability and computational efficiency.

- **Cyclic Budget Environment:** Incorporates periodic budget constraints to reflect common financial cycles in infrastructure management.
- **Catastrophic Failure Environment:** Introduces sudden failure events affecting multiple components, useful for stress-testing policies under extreme conditions and modeling extreme weather events scenarios, as illustrated in Figure 1b.
- **Intermittent Component Availability Environment:** Accounts for components that are only available for maintenance during specific time windows, as illustrated in Figure 1a.

These environments are built using InfraLib’s features—such as flexible dynamics, cost models, and budget constraints—and serve as testbeds for RL algorithms in infrastructure management.

In addition to algorithmic approaches, human expertise is often essential for validating and refining infrastructure management strategies. In the next section, we discuss how InfraLib supports human-in-the-loop decision-making, data collection from experts, and scenario exploration.

5.3 INFRALIB HUMAN INTERFACE

In addition to providing decision-making environments, InfraLib functions as a powerful analysis tool and a platform for capturing human expert actions to understand decision-making in complex infrastructure management scenarios. The simulator facilitates exploration of various management strategies, enabling researchers and practitioners to analyze and compare human decisions under different conditions.

InfraLib’s human interface is powered by an intuitive web-based graphical user interface (GUI) that allows experts to interact with simulated infrastructure systems. Through this interface, experts can test different management strategies and quickly analyze ”what-if” scenarios. The GUI provides corresponding risk analyses by evaluating simulations over a range of parameters, offering insights into the potential outcomes of various decisions. Figure 2 shows a snapshot of the GUI interface. A web-demo of the human interface is available at infralib.github.io.

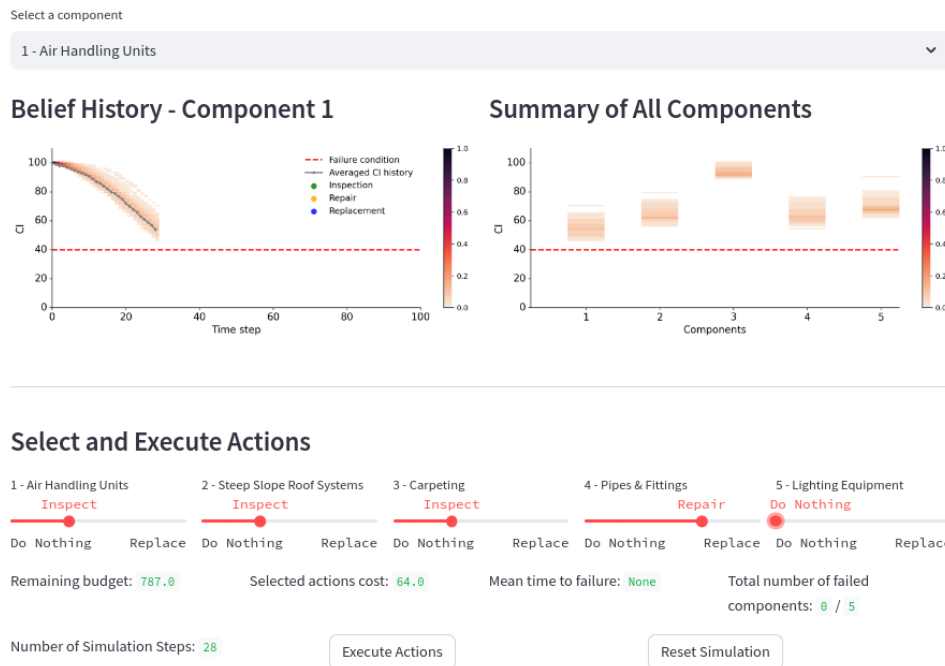


Figure 2: Snapshot from InfraLib’s analysis and data collection human interface.

In addition to analyzing the performance of different strategies, users can also employ the human interface to create a variety of infrastructure management scenarios and capture the actions of human experts, leveraging their domain knowledge. The interface logs all relevant information seamlessly,

including expert actions, observations, and environment states. This data can potentially be utilized with imitation learning algorithms to derive policies that mimic expert behavior, or with inverse reinforcement learning to infer the underlying reward functions guiding expert decisions. This approach enables the development of models that closely align with human expertise without requiring explicit reward definitions or extensive exploration.

InfraLib also supports the injection of human knowledge and overrides into simulations. Experts can specify custom policies, thresholds, or strategies for managing specific components, allowing for human-in-the-loop systems where experts guide and correct a deployed data-driven policy. This bidirectional interaction has the potential to enhance both human and automated decision-making, fostering collaborative approaches to infrastructure management.

To demonstrate the practical applications and versatility of InfraLib, we now present several example environments, benchmarks, and case studies that cover a variety of scenarios discussed in earlier sections.

6 EXPERIMENTS AND CASE STUDIES

This section presents sample environments that demonstrate InfraLib’s modeling capabilities. The section has two primary objectives: (i) to establish a set of ready-to-use RL environments for decision-making research and benchmarking, (ii) to showcase case studies that illustrate InfraLib’s versatility and serve as templates for custom environment development. We examine three distinct scenarios: a reinforcement learning policy for managing five infrastructure components, a large-scale benchmark system with 100,000 components, and a real-world case study of pavement maintenance in Manhattan’s road network.

RL POLICY FOR INFRASTRUCTURE MANAGEMENT

We consider a simple environment with 5 components and a fixed budget of 2000 units. Each component has a failure threshold of 40 CI, below which the component is considered to have failed (23). The environment uses InfraLib’s default Weibull dynamics model for component deterioration, default cost model for action costs, and a fixed budget model for budget management.

For each component, the agent can take one of four actions: `Do Nothing`, `Inspect`, `Repair`, or `Replace`. The objective is to maximize the number of time steps before any component fails, with a maximum episode length of 100 steps. This represents a simplified yet challenging infrastructure management scenario where the agent must balance the use of limited resources across multiple components while preventing failures under partial observability.

We model this as a RL environment where the agent receives an observation vector $o_t = [o_t^1, \dots, o_t^n, b_t, \tau_t^1, \dots, \tau_t^n]$ at each time step t , where $o_t^i \in [0, 101]$ represents the last observation for component i (with 101 indicating no observation), b_t is the remaining budget, and $\tau_t^i \in [0, 100]$ is the time since the last inspection for component i . The action space \mathcal{A} is discrete with size equating 4^5 , representing all possible combinations of the four actions across 5 components.

The illustrative reward function is designed to encourage maintaining components well above their failure thresholds:

$$r_t = \frac{1}{100n} \sum_{i=1}^n (s_t^i - \delta^i) - 10 \mathbb{1}_{\{s_t^i \leq \delta^i\}} \quad (6)$$

where s_t^i is the CI of component i at time t , $\delta^i = 40$ is the failure threshold, and $\mathbb{1}$ is the indicator function.

We evaluate three reinforcement learning algorithms — PPO, A2C, and, DQN — using the Stable-Baselines3 interface. Each algorithm is trained for 2 million time steps with three different random seeds. Detailed hyperparameters for each algorithm are available in the InfraLib library. For comparison, we implement two baseline policies:

1. No-Action baseline: Takes no actions, allowing natural deterioration of the components
2. Rule-Based baseline: Inspects each component every 5 time steps and performs repairs if a component’s CI is within 20 units of its failure threshold after inspection

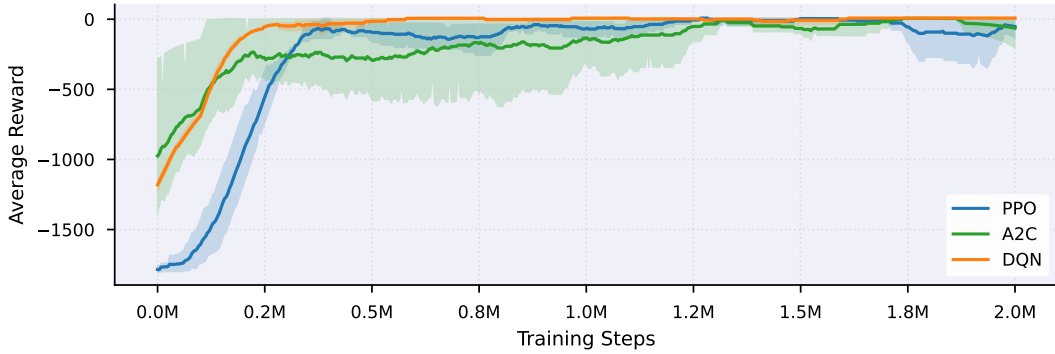


Figure 3: Average reward values during training for the three evaluated RL algorithms.



Figure 4: A sample rollout of the DQN policy on the environment with five components.

Figure 3 shows the training curves for all three RL algorithms averaged across the three seeds. DQN demonstrates the fastest convergence and most stable learning, with PPO following closely behind. Figure 4 illustrates a representative rollout of the DQN policy. The policy efficiently manages the budget taking cheaper but informative inspection actions in the early stages, before performing repairs when necessary. The DQN policy achieves a 54% longer average time to first component failure compared to the rule-based baseline and a 103% longer average time to failure compared to the no-action baseline.

6.1 LARGESYS-100K - LARGE-SCALE INFRASTRUCTURE MANAGEMENT BENCHMARK

Real-world infrastructure systems often comprise hundreds of thousands of components, making scalability a critical requirement for practical management solutions. To facilitate research on such large-scale systems and demonstrate InfraLib’s scalability, we introduce LargeSys-100K, a benchmark environment containing 100,000 component instances across 100 different component types, with 1,000 instances per type.

LargeSys-100K employs the same default models as the previous environment: Weibull dynamics model for deterioration, default standard cost model for action costs, and a fixed budget for budget management. The parameters for these models are carefully chosen based on empirical ranges observed in real-world infrastructure component data (23; 21).

We consider the problem of managing this system with a budget of 20,000,000 where components fail at $CI = 0$. The primary performance metric is the Expected Time to Failure (ETTF), which measures the average time to failure across all components.

This benchmark presents significant computational challenges that make it unsuitable for direct application of standard RL approaches. The action space dimension is 4^{100000} , making it infeasible to solve as a single POMDP as in the previous section. Moreover, the large state space and number of components pose substantial challenges for memory usage and computation time, particularly when maintaining belief states and computing value functions. These challenges make LargeSys-100K an ideal testbed for developing and evaluating scalable approaches to infrastructure management.

To establish baseline performance on this benchmark, we provide several reference implementations. The first is a no-action policy that represents the default system behavior without any maintenance interventions. We also implement four variants of a rule-based policy that inspects components periodically and takes actions based on predefined CI thresholds. These variants are parameterized by two key factors: the inspection interval τ and the failure threshold θ . The inspection interval τ determines how frequently components are checked, while θ defines the CI threshold below which components are replaced. Finally, we implement the approach proposed in (32), which we refer to as Oracle-Guided Meta-RL (OGM-RL). This method first uses a random forest model to distribute the shared budget among components by approximating their optimal value functions, followed by an oracle-guided meta-trained PPO algorithm that solves the resulting single-component POMDPs independently.

Table 1: Performance Comparison on LargeSys-100K Benchmark

Method	ETTF	Budget Utilized (%)	Replacements (total)
No-Action	14.8	0.0	0
RB-1-10	15.9	100.0	6259
RB-5-10	19.7	100.0	39569
RB-10-10	16.2	39.6	18737
RB-10-20	22.5	92.8	57977
OGM-RL	34.3	36.3	33527

Note: Results averaged over 100 independent runs. ETTF: expected time to failure. RB- τ - θ denotes rule-based policy with inspection interval τ and failure threshold θ .

Table 1 compares the performance of the provided baselines. The rule-based approaches show moderate improvements over the no-action baseline, with RB-10-20 achieving the best performance among the variants. OGM-RL significantly outperforms all rule-based approaches, achieving the highest ETTF value of 34.3. However, the relatively low budget utilization suggests that there is still substantial room for improvement.

MANHATTAN ROAD NETWORK MAINTENANCE

Finally, we demonstrate InfraLib’s capabilities to model real-world infrastructure management problems using a pavement maintenance task in a section of Manhattan, New York City, an urban environment characterized by high traffic density. The study area is based on (33), and is bounded by 2nd Avenue (east), 11th Avenue/West End Avenue (west), 42nd Street (south), and 116th Street (north), represented as a network with 1024 vertices and 2118 edges sourced from OpenStreetMap data.

Using InfraLib, we model each road segment as a component by a Weibull deterioration dynamics model, where the parameters of the dynamics are determined based on the segment’s average speed data (34; 35). This modeling choice is motivated by urban traffic phenomena: in Manhattan’s dense environment, lower average speeds typically indicate higher traffic volumes and more frequent stop-and-go patterns, leading to accelerated pavement wear through increased vehicle interactions and repetitive stress from braking and acceleration forces (36). We note that the generated deterioration dynamics are illustrative and are not intended to be an accurate representation or predictive model of real-world system behavior. The maintenance model follows a cyclic budget, where a fixed

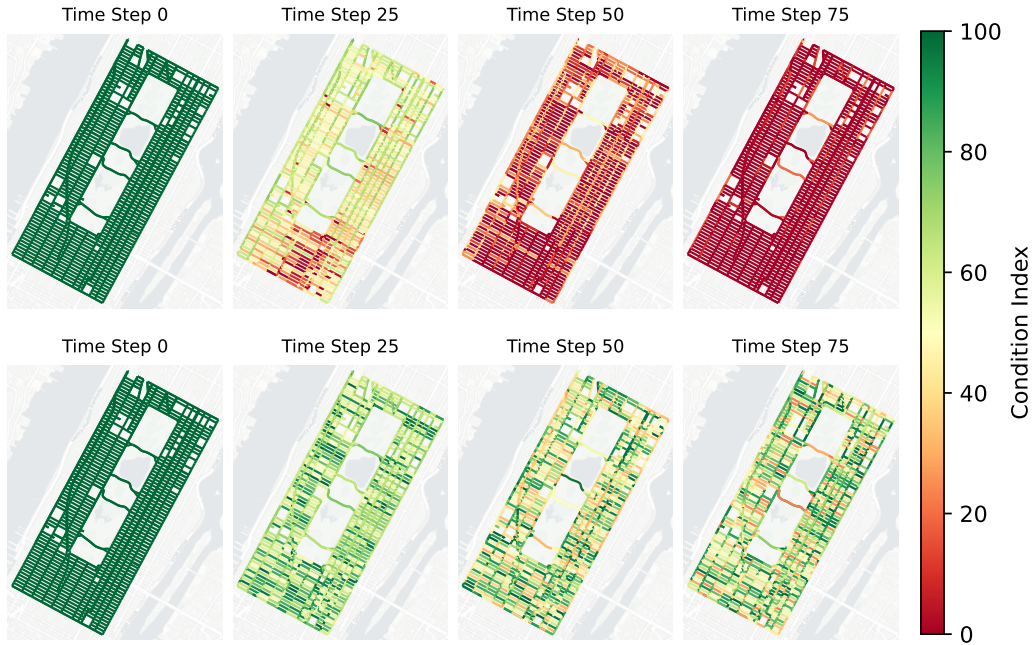


Figure 5: Simulated condition indices of Manhattan’s road network using InfraLib. The visualization shows network conditions at simulation steps 0, 25, 50, and 75, comparing scenarios without maintenance (top) and with maintenance under a fixed cyclic budget allocation (bottom).

amount of budget gets allocated every budget cycle. The maintenance actions available for each road segment include minor repairs (improving condition by 30%) and major rehabilitation (restoring to perfect condition) with costs proportional to the segment length with a constraint on the total amount of road segments that can be rehabilitated in each time step.

Figure 5 visualizes the simulation results over a 75-step period under two scenarios: no maintenance and with a greedy maintenance policy that performs maintenance on road segments based on their condition index and importance scores. The deterioration patterns reveal the impact of no maintenance, with high-traffic segments showing accelerated deterioration. The maintenance scenario demonstrates InfraLib’s ability to integrate real-world infrastructure data with customized deterioration models and maintenance constraints, providing a flexible framework for studying infrastructure management strategies in urban environments.

7 CONCLUSION AND FUTURE WORK

This paper introduced InfraLib, a comprehensive framework for modeling and analyzing large-scale infrastructure management problems under uncertainty. The framework makes four key contributions: a flexible, hierarchical modeling approach that captures the stochastic nature of infrastructure deterioration and partial observability; scalable simulation capabilities that enable modeling of real-world systems with hundreds of components; a graphical user interface for human-in-the-loop decision-making; and standardized environments and benchmarks for evaluating learning-based approaches. Through detailed case studies on both synthetic benchmarks and real-world systems, we demonstrated InfraLib’s ability to model diverse scenarios ranging from simple maintenance scheduling to complex, large-scale asset management problems.

Several promising directions exist for future research and development of InfraLib. A key extension would be incorporating explicit modeling of maintenance crew availability and scheduling to better reflect real-world operational constraints, including resource mobilization costs and emergency repairs. Additionally, the framework could be enhanced to support other learning approaches such as meta-learning for rapid adaptation to new infrastructure types and transfer learning across different

domains. A tighter integration with geographic information systems and existing asset management software would further bridge the gap between research and practice.

8 DATA AVAILABILITY STATEMENT

All code, models, and documentation for InfraLib described in this study are openly available in a GitHub repository at infralib.github.io under the MIT license. The Manhattan road network data used in the case study was obtained from OpenStreetMap, which is freely available at openstreetmap.org. The synthetic benchmark environments, including LargeSys-100K, and all associated configuration files are included in the InfraLib repository.

REFERENCES

- [1] Balazs Egert, Tomasz J. Kozluk, and Douglas Sutherland. Infrastructure and growth: empirical evidence. Working Paper 2700, CESifo Working Paper, July 2009.
- [2] Bathula Srinivasu and Srinivasa Rao. Infrastructure development and economic growth: Prospects and perspective. *Journal of Business Management and Social Sciences Research*, 2(1):81–91, 2013.
- [3] Yifan Yang, Thomas Ng, Frank Xu, and Martin Skitmore. Towards sustainable and resilient high density cities through better integration of infrastructure networks. *Sustainable Cities and Society*, 42:407–422, 2018.
- [4] Rae Zimmerman. Social implications of infrastructure network interactions. *Journal of Urban Technology*, 8(3):97–119, 2001.
- [5] Steven M Rinaldi, James P Peerenboom, and Terrence K Kelly. Identifying, understanding, and analyzing critical infrastructure interdependencies. *IEEE Control Systems Magazine*, 21(6):11–25, 2001.
- [6] Golam Kabir, Rehan Sadiq, and Solomon Tesfamariam. A review of multi-criteria decision-making methods for infrastructure management. *Structure and Infrastructure Engineering*, 10(9):1176–1210, 2014.
- [7] Samer Madanat. Optimal infrastructure management decisions under uncertainty. *Transportation Research Part C: Emerging Technologies*, 1(1):77–88, 1993.
- [8] Dan Frangopol and Paolo Bocchini. Bridge network performance, maintenance and optimisation under uncertainty: Accomplishments and challenges. *Structures and Infrastructure Systems*, pages 30–45, 2019.
- [9] Dejan Makovšek, Vincent Benezech, and Stephen Perkins. Efficiency in railway operations and infrastructure management. OECD/ITF Roundtable Reports 177, OECD Publishing, 2015.
- [10] Timothy McDaniels, Stephanie Chang, Darren Cole, Joseph Mikawoz, and Holly Longstaff. Fostering resilience to extreme events within infrastructure systems: characterizing decision contexts for mitigation and adaptation. *Global Environmental Change*, 18(2):310–318, 2008.
- [11] Thomas Wilbanks, Steven Fernandez, George Backus, Pablo Garcia, Karl Jonietz, Paul Kirshen, Michael Savonis, Bill Solecki, and Leah Toole. Climate change and infrastructure, urban systems, and vulnerabilities. Technical report, U.S. Department of Energy, 2013.
- [12] Igor Linkov, Todd Bridges, Felix Creutzig, Jennifer Decker, Cate Fox-Lent, Wolfgang Kröger, James H Lambert, Anders Levermann, Benoit Montreuil, and Jatin Nathwani. Changing the resilience paradigm. *Nature Climate Change*, 4(6):407–409, 2014.
- [13] Khaled A Abaza. Optimum flexible pavement life-cycle analysis model. *Journal of Transportation Engineering*, 128(6):542–549, 2002.
- [14] Roman Denysiuk, André V Moreira, José C Matos, Joel RM Oliveira, and Adriana Santos. Two-stage multiobjective optimization of maintenance scheduling for pavements. *Journal of Infrastructure Systems*, 23(3), 2017.

-
- [15] Ahmed Hussein, Mohamed Medhat Gaber, Eyad Elyan, and Chrisina Jayne. Imitation learning: A survey of learning methods. *ACM Computing Surveys*, 50(2):1–35, 2017.
- [16] Richard S Sutton and Andrew G Barto. *Reinforcement Learning: An Introduction*. MIT Press, 2018.
- [17] Charalampos P Andriotis and Konstantinos G Papakonstantinou. Managing engineering systems with large state and action spaces through deep reinforcement learning. *Reliability Engineering and System Safety*, 191, 2019.
- [18] Linyi Yao, Qiao Dong, Jiwang Jiang, and Fujian Ni. Deep reinforcement learning for long-term pavement maintenance planning. *Computer-Aided Civil and Infrastructure Engineering*, 35(11):1230–1245, 2020.
- [19] David Silver, Aja Huang, Chris J Maddison, Arthur Guez, Laurent Sifre, George Van Den Driessche, Julian Schrittwieser, Ioannis Antonoglou, Veda Panneershelvam, and Marc Lanctot. Mastering the game of Go with deep neural networks and tree search. *Nature*, 529(7587):484–489, 2016.
- [20] Oriol Vinyals, Igor Babuschkin, Wojciech M Czarnecki, Michaël Mathieu, Andrew Dudzik, Junyoung Chung, David H Choi, Richard Powell, Timo Ewalds, and Petko Georgiev. Grandmaster level in StarCraft II using multi-agent reinforcement learning. *Nature*, 575(7782):350–354, 2019.
- [21] Manav Vora, Pranay Thangeda, Michael N Grussing, and Melkior Ornik. Welfare maximization algorithm for solving budget-constrained multi-component POMDPs. *IEEE Control Systems Letters*, 7:1736–1741, 2023.
- [22] Pranay Thangeda and Melkior Ornik. Protrip: Probabilistic risk-aware optimal transit planner. In *International Conference on Intelligent Transportation Systems*, pages 1–6. IEEE, 2020.
- [23] Michael N Grussing, Donald R Uzarski, and Lance R Marrano. Condition and reliability prediction models using the Weibull probability distribution. In *Applications of Advanced Technology in Transportation*, pages 19–24. American Society of Civil Engineers, 2006.
- [24] Leslie Pack Kaelbling, Michael L Littman, and Anthony R Cassandra. Planning and acting in partially observable stochastic domains. *Artificial Intelligence*, 101(1-2):99–134, 1998.
- [25] Christopher JCH Watkins and Peter Dayan. Q-learning. *Machine Learning*, 8:279–292, 1992.
- [26] Ronald J Williams. Simple statistical gradient-following algorithms for connectionist reinforcement learning. *Machine Learning*, 8:229–256, 1992.
- [27] Andrew Y. Ng and Stuart J. Russell. Algorithms for inverse reinforcement learning. In *International Conference on Machine Learning*, pages 663–670, 2000.
- [28] Xiujie Zhao, Olivier Gaudoin, Laurent Doyen, and Min Xie. Optimal inspection and replacement policy based on experimental degradation data with covariates. *IIEE Transactions*, 51(3): 322–336, 2019.
- [29] Wen-Chih Huang, Junn-Yuan Teng, and Maw-Cherng Lin. The budget allocation model of public infrastructure projects. *Journal of Marine Science and Technology*, 18(5):10, 2010.
- [30] Mark Towers, Ariel Kwiatkowski, Jordan Terry, John U Balis, Gianluca De Cola, Tristan Deleu, Manuel Goulão, Andreas Kallinteris, Markus Krimmel, and Arjun KG. Gymnasium: A standard interface for reinforcement learning environments. *arXiv preprint arXiv:2407.17032*, 2024.
- [31] Antonin Raffin, Ashley Hill, Adam Gleave, Anssi Kanervisto, Maximilian Ernestus, and Noah Dormann. Stable-baselines3: Reliable reinforcement learning implementations. *Journal of Machine Learning Research*, 22(268):1–8, 2021. URL <http://jmlr.org/papers/v22/20-1364.html>.

-
- [32] Manav Vora, Michael N Grussing, and Melkior Ornik. Solving truly massive budgeted monotonic pomdps with oracle-guided meta-reinforcement learning. *arXiv preprint arXiv:2408.07192*, 2024.
- [33] František Blahoudek, Petr Novotný, Melkior Ornik, Pranay Thangeda, and Ufuk Topcu. Efficient strategy synthesis for MDPs with resource constraints. *IEEE Transactions on Automatic Control*, 68(8):4586–4601, 2022.
- [34] František Blahoudek, Murat Cubuktepe, Petr Novotný, Melkior Ornik, Pranay Thangeda, and Ufuk Topcu. Fuel in Markov decision processes (FiMDP): a practical approach to consumption. In *International Symposium on Formal Methods*, pages 640–656. Springer, 2021.
- [35] Wanzheng Zheng, Pranay Thangeda, Yagiz Savas, and Melkior Ornik. Optimal routing in stochastic networks with reliability guarantees. In *International Conference on Intelligent Transportation Systems*, pages 3521–3526. IEEE, 2021.
- [36] Anil Yazici, Eren Erman Ozguven, and Ayberk Kocatepe. Urban travel time variability in New York City: A spatio-temporal analysis within congestion pricing context. *Transportation Research Board 96th Annual Meeting*, 2017.