

Dark energy effects on surface gravitational redshift and Keplerian frequency of neutron stars

Jia-Jing He^{1,2}, Yan Xu^{1,2,†}, Yi-Bo Wang¹, Xiu-Lin Huang¹, Xing-Xing Hu¹ and Yu-Fu Shen¹

¹ *Changchun Observatory, National Astronomical Observatories, Chinese Academy of Sciences, Changchun 130117, China*

² *School of Astronomy and Space Sciences, University of Chinese Academy of Sciences, Beijing 100049, China*

(Received XXXX; revised manuscript received XXXX)

*

† E-mail: *xuy@cho.ac.cn*

The research of the properties of neutron stars with dark energy is a particularly interesting yet unresolved problem in astrophysics. We analyze the influence of dark energy on the equation of state, the maximum mass, the surface gravitational redshift and the Keplerian frequency for the traditional neutron star and the hyperon star matter within the relativistic mean field theory, using the GM1 and TM1 parameter sets by considering the two flavor symmetries of SU(6) and SU(3) combined with the observations of PSR J1614-2230, PSR J0348+0432, PSR J0030+0451, RX J0720.4-3125, and 1E 1207.4-5209. It is found that the existence of dark energy leads to the softened equations of the state of the traditional neutron star and the hyperon star. The radius of a fixed-mass traditional neutron star (or hyperon star) with dark energy becomes smaller, which leads to the increased compactness. The existence of dark energy can also enhance the surface gravitational redshift and the Keplerian frequency of the traditional neutron stars and the hyperon stars. The growth of the Keplerian frequency may cause speeding up to the spin rate which may provide a possible way for understanding and explaining the pulsar glitch phenomenon. Specifically, we infer that the mass and the surface gravitational redshift of PSR J1748-2446ad without dark energy for the GM1 (TM1) parameter set are $1.141 M_{\odot}$ ($1.309 M_{\odot}$) and 0.095 (0.105), respectively. The corresponding values for the GM1 (TM1) parameter set are $0.901 M_{\odot}$ ($1.072 M_{\odot}$) and 0.079 (0.091) if PSR J1748-2446ad contains dark energy with $\alpha = 0.05$. PSR J1748-2446ad may be a low-mass pulsar with a lower surface gravitational redshift under our selected models.

Keywords: dark energy; neutron stars; gravitational redshift; Keplerian frequency

1. Introduction

Ordinary matter occupies only about 5%, while dark matter and dark energy account for approximately 25% and 70% of the cosmic space, respectively ^[1-4]. Dark energy is primarily proposed to interpret the accelerating expansion of the universe ^[5,6], which is regarded as a form of energy that pervades the universe and is characterized by a negative pressure. How to understand the physical properties of dark energy has become a fundamental and urgent issue in the fields of astronomy and physics ^[7-10]. The exploration and research of dark energy are crucial not only to help us comprehend the laws of the cosmic evolution, but also serve as a significant impetus for promoting scientific progress.

Generally, the theoretical models of dark energy are studied in the context of cosmology. It is very beneficial to take the potential impact of dark energy on the compact stars into consider-

ation. And it is generally believed that there is a non-coupling or very small coupling interaction between dark energy and baryonic matter. Thus the theoretical numerical simulation based on the pulsar observations is a good way to gain further understanding and to explore the influence of dark energy on the properties of neutron stars. Many meaningful works for neutron stars mixing dark energy have been done based on the different models ^[11–19]. For example, the oscillation spectra of neutron stars containing the different proportions of ordinary matter against dark energy were studied by Yazadjiev and Doneva in 2012 ^[11]. They pointed out that the fraction of dark energy had a significant impact on the frequencies of the fundamental mode and the higher overtones. How dark matter affects the macroscopic characteristics and the maximum mass of neutron stars by calculating the density distribution of dark energy was studied by Smerechynskyi et al. in 2021 ^[14]. The structure of neutron stars with dark energy using the Tolman IV type gravitational potential was studied by Dayanandan and Smitha in 2022 ^[15]. The properties of hybrid stars including dark energy adopting the Tolman Buchdahl metric potential was researched by Sagar et al. in 2022 ^[16]. The mass-radius relationships between neutron stars and strange stars with dark energy based on General Relativity and Modified Gravity were researched by Astashenok et al. in 2023 ^[17].

It is well known that the measurement of pulsar mass is very difficult, and the situation of the measurement of pulsar radius is even worse. A total of 136 pulsars with the mass measurements was updated by Fan et al. in 2024 ^[20]. Therefore, it is hoped that certain relationships between the mass and radius of pulsars. The gravitational redshift of the surface spectrum of the emission lines and the Keplerian frequency describing the maximum frequency of the stably rotating pulsars are exactly related to both the mass and radius. If the astronomical observations can simultaneously obtain the measurements of the mass and the gravitational redshift or the frequency of a pulsar, and then its radius can be estimated. Therefore, the surface gravitational redshift and the frequency of pulsars are often used to constrain the equations of state (EOSs) of neutron stars. However, there are very limited researches on the surface gravitational redshift and the Keplerian frequency of neutron star with dark energy.

In the work, we studied the models of the traditional neutron stars and hyperon stars which are composed of dense matter and dark energy. We describe the dense matter under the

framework of relativistic mean field theory and take the simple form from reference [17] as an example to describe dark energy, in which dark energy is considered as a simple fluid form. We will mainly explore the effects of dark energy on such as the EOS, the mass, the radius, the surface gravitational redshift and the Keplerian frequency of the traditional neutron star and the hyperon star. Natural units $c = G = 1$ are used throughout the work.

2. Theory framework

2.1. The EOS and Tolman–Oppenheimer–Volkoff equations of neutron star mixing dark energy

For the normal neutron star matter, the total Lagrangian density containing σ , ω , ρ , σ^* and ϕ mesons reads [21–23],

$$\begin{aligned}
\mathcal{L} = & \bar{\psi}_B [i\gamma_\mu \partial^\mu - (m_B - g_{\sigma B}\sigma - g_{\sigma^* B}\sigma^*) - g_{\rho B}\gamma_\mu \vec{\rho}^\mu \cdot \vec{I}_B - g_{\omega B}\gamma_\mu \omega^\mu - g_{\phi B}\gamma_\mu \phi^\mu] \psi_B \\
& + \bar{\psi}_l [i\gamma_\mu \partial^\mu - m_l] \psi_l - \frac{1}{4} W^{\mu\nu} W_{\mu\nu} - \frac{1}{4} \vec{R}^{\mu\nu} \cdot \vec{R}_{\mu\nu} - \frac{1}{4} P^{\mu\nu} P_{\mu\nu} + \frac{1}{2} m_\omega^2 \omega_\mu \omega^\mu \\
& + \frac{1}{2} m_\rho^2 \vec{\rho}_\mu \cdot \vec{\rho}^\mu + \frac{1}{2} m_\phi^2 \phi_\mu \phi^\mu + \frac{1}{2} (\partial_\mu \sigma \partial^\mu \sigma - m_\sigma^2 \sigma^2) + \frac{1}{2} (\partial_\nu \sigma^* \partial^\nu \sigma^* - m_{\sigma^*}^2 \sigma^{*2}) \\
& - \frac{1}{3} g_2 \sigma^3 - \frac{1}{4} g_3 \sigma^4 + \frac{1}{4} c_3 (\omega_\mu \omega^\mu)^2,
\end{aligned} \tag{1}$$

where $W_{\mu\nu} = \partial_\mu \omega_\nu - \partial_\nu \omega_\mu$, $R_{\mu\nu} = \partial_\mu \rho_\nu - \partial_\nu \rho_\mu$ and $P_{\mu\nu} = \partial_\mu \phi_\nu - \partial_\nu \phi_\mu$ are the field strength tensors of ω , ρ and ϕ , respectively. The equations of motion of baryons and mesons could be derived by bringing Eq.(1) into the Euler-Lagrange equation. And then the energy density ρ_m

and the pressure p_m of normal neutron star matter can be deduced as follows,

$$\begin{aligned}
\rho_m &= \sum_B \frac{1}{\pi^2} \int_0^{p_{FB}} \sqrt{p_B^2 + m_B^{*2}} p_B^2 dp_B + \frac{1}{3} g_2 \sigma^3 + \frac{1}{4} g_3 \sigma^4 \\
&+ \frac{1}{2} m_\sigma^2 \sigma^2 + \frac{1}{2} m_{\sigma^*}^2 \sigma^{*2} + \frac{1}{2} m_\omega^2 \omega^2 + \frac{3}{4} c_3 \omega^4 + \frac{1}{2} m_\rho^2 \rho^2 \\
&+ \frac{1}{2} m_\phi^2 \phi^2 + \sum_l \frac{1}{\pi^2} \int_0^{p_{Fl}} \sqrt{p_l^2 + m_l^{*2}} p_l^2 dp_l, \tag{2}
\end{aligned}$$

$$\begin{aligned}
p_m &= \frac{1}{3} \sum_B \frac{1}{\pi^2} \int_0^{p_{FB}} \frac{p_B^4 dp_B}{\sqrt{p_B^2 + m_B^{*2}}} - \frac{1}{3} g_2 \sigma^3 - \frac{1}{4} g_3 \sigma^4 \\
&- \frac{1}{2} m_\sigma^2 \sigma^2 - \frac{1}{2} m_{\sigma^*}^2 \sigma^{*2} + \frac{1}{2} m_\omega^2 \omega^2 + \frac{1}{4} c_3 \omega^4 + \frac{1}{2} m_\rho^2 \rho^2 \\
&+ \frac{1}{2} m_\phi^2 \phi^2 + \frac{1}{3} \sum_l \frac{1}{\pi^2} \int_0^{p_{Fl}} \frac{p_l^4 dk}{\sqrt{p_l^2 + m_l^{*2}}} dp_l. \tag{3}
\end{aligned}$$

In the work, we choose TM1 and GM1 parameter sets and adopt two symmetries of SU(3) and SU(6) for the meson-hyperon couplings of relativistic mean field theory, which are listed in Table 1 [22].

If dark energy is assumed to be smooth in space, its contribution to the EOS based on the minimally-coupled scalar field model of dark energy can be written as,

$$p_{de} = w \rho_{de}, \tag{4}$$

where p_{de} and ρ_{de} are the pressure and the energy density of dark energy, respectively. The values of the parameter w are distinct in different models of dark energy. For example, for the cosmological constant model, $w = -1$. For the quintessence model, $-1 < w < -\frac{1}{3}$ [24]. And for the phantom scalar field, $w < -1$ [25]. In the work, we take $w \approx -1$ in that it fits well with the current observed data [26, 27] and the Eq.(4) is given as,

$$p_{de} \approx -\rho_{de}, \tag{5}$$

due to the unknown coupling between the neutron star matter and dark energy, we refer to the form of [17],

$$\rho_{de} = \alpha \rho_m e^{-\frac{\rho_s}{\rho_m}}, \tag{6}$$

where the cutoff density ρ_s is $300\text{MeV}/\text{fm}^3$ and α is a positive constant. And we will gradually study more complex situations in the different dark energy models for neutron stars mixing dark energy in the future.

The total energy density ρ and the pressure p are composed of two parts,

$$p = p_m + p_{\text{de}}, \quad \rho = \rho_m + \rho_{\text{de}}. \quad (7)$$

The mass and radius of neutron star mixing dark energy can be obtained by solving the Tolman–Oppenheimer–Volkoff (TOV) equations for an anisotropic distribution,

$$\frac{dp}{dr} = -\frac{4\pi r^3 p + m(r)}{r(r - 2m(r))}(p + \rho), \quad (8)$$

$$\frac{dm(r)}{dr} = 4\pi r^2 \rho. \quad (9)$$

The Eqs.(8)-(9) satisfy the boundary conditions $m(r = 0) = 0$, $p(r = 0) = p_c$ and $p(r = R) = 0$ (R is the star radius).

2.2. Gravitational redshift

The surface spectrum of a neutron star shifts towards the red waveband due to the need to overcome the gravitational field when photons escape from the surface^[28]. The phenomenon is known as the surface gravitational redshift which can be calculated by:

$$Z = \left(1 - \frac{2M}{R}\right)^{-\frac{1}{2}} - 1. \quad (10)$$

It can be seen that the surface gravitational redshift can be obtained by solving the mentioned TOV equations.

2.3. Keplerian frequency

The Keplerian frequency is the maximum frequency at which a star can rotate stably. Once the rotational rate exceeds the Keplerian frequency, the material on the surface of the neutron

star will be ejected due to the centrifugal force. In 2004, Lattimer and Prakash proposed a universal relation that does not rely on the EOS ^[29]:

$$f_K \approx C \left(\frac{M}{M_\odot} \right)^{\frac{1}{2}} \left(\frac{R}{10 \text{ km}} \right)^{-\frac{3}{2}}. \quad (11)$$

When $C = 1.08$ kHz, Eq.(11) can well describe neutron stars ^[30]. Similar to the surface gravitational redshift, the Keplerian frequency can be obtained by solving the TOV equations.

3. The macroscopic properties and numerical analysis of neutron stars mixing dark energy

In this work, we examine both the traditional neutron star and the hyperon star matter, where the former comprises neutrons, protons, electrons and muons, and the latter additionally includes hyperons. The baryonic matter and dark energy are characterized under the GM1 and TM1 parameter sets involving the two flavor symmetries of SU(6) and SU(3). The numerical results are discussed and analyzed in the four situations with a positive constant $\alpha = 0, 0.025$ and 0.05 : (a) only contain nucleon (n, p) and lepton (e, μ), namely, the traditional neutron star matter, (b) involve $\sigma, \omega, \rho, \sigma^*$ and ϕ mesons for describing the hyperon star matter under the SU(3) flavor symmetry, (c) involve $\sigma, \omega, \rho, \sigma^*$ and ϕ mesons for describing the hyperon star matter under the SU(6) spin-flavor symmetry, (d) only the nonstrange mesons (σ, ω and ρ) are included to describe the hyperon star matter under the SU(6) spin-flavor symmetry. The coupling constants of SU(3) and SU(6) flavor symmetries in GM1 and TM1 parameter sets are listed in Table 1. We will clarify the influence of dark energy on the EOS, the mass, the radius, the surface gravitational redshift and the Keplerian frequency of the traditional neutron star and the hyperon star, respectively.

The EOSs for the traditional neutron stars and the hyperon stars mixing dark energy are shown in Figure 1. With the attendance of dark energy, the EOSs are softened and the degree of softening becomes more pronounced as the fraction of dark energy increases in both the traditional neutron stars and the hyperon stars. After solving the Eqs.(8) and (9) for the

Table 1 The GM1 and TM1 parameter sets ^[21–23].

Parameter Sets	GM1		TM1	
	SU(3)	SU(6)	SU(3)	SU(6)
$g_{\sigma N}$	9.57	9.57	10.029	10.029
$g_2(fm^{-1})$	12.28	12.28	7.233	7.233
g_3	-8.98	-8.98	0.618	0.618
c_3	-	-	81.601	71.308
$g_{\omega N}$	10.26	10.61	12.199	12.614
$g_{\rho N}$	4.10	4.10	4.640	4.632
$g_{\phi N}$	-3.50	-	-4.164	-
$g_{\sigma\Lambda}$	7.25	5.84	7.733	6.170
$g_{\sigma\Sigma}$	5.28	3.87	6.035	4.472
$g_{\sigma\Xi}$	5.87	3.06	6.328	3.202
g_{σ^*N}	0	0	0	0
$g_{\sigma^*\Lambda}$	2.60	3.73	3.691	5.015
$g_{\sigma^*\Sigma}$	2.60	3.73	3.691	5.015
$g_{\sigma^*\Xi}$	6.82	9.67	8.100	11.516

traditional neutron stars and the hyperon stars with dark energy combining the mass and radius measurements from the astronomical observations of PSRs J1614-2230 ($1.908 \pm 0.016 M_{\odot}$) ^[31], J0348+0432 ($2.01 \pm 0.04 M_{\odot}$) ^[32] and J0030+0451 ($1.40_{-0.12}^{+0.13} M_{\odot}$, $11.71_{-0.83}^{+0.88}$ km for ST+PDT model and $1.70_{-0.19}^{+0.18} M_{\odot}$, $14.44_{-1.05}^{+0.88}$ km for PDT-U model) ^[33], the mass–radius relationships are shown in Figure 2. It can be seen that the radius of a given mass traditional neutron star (or hyperon star) decreases with the increase of the fraction of dark energy, which enhances the compactness of the traditional neutron star (or hyperon star). Furthermore, in a dark energy environment, the mass-radius relationships of the traditional neutron stars and the hyperon stars are consistent with the observed mass and radius ranges of PSRs J1614-2230, J0348+0432 and J0030+0451. Especially, the numerical results for the stars with a mass range of 1.35-1.53 M_{\odot} can satisfy the mass ($1.40_{-0.12}^{+0.13} M_{\odot}$) and radius ($11.71_{-0.83}^{+0.88}$ km) constraints

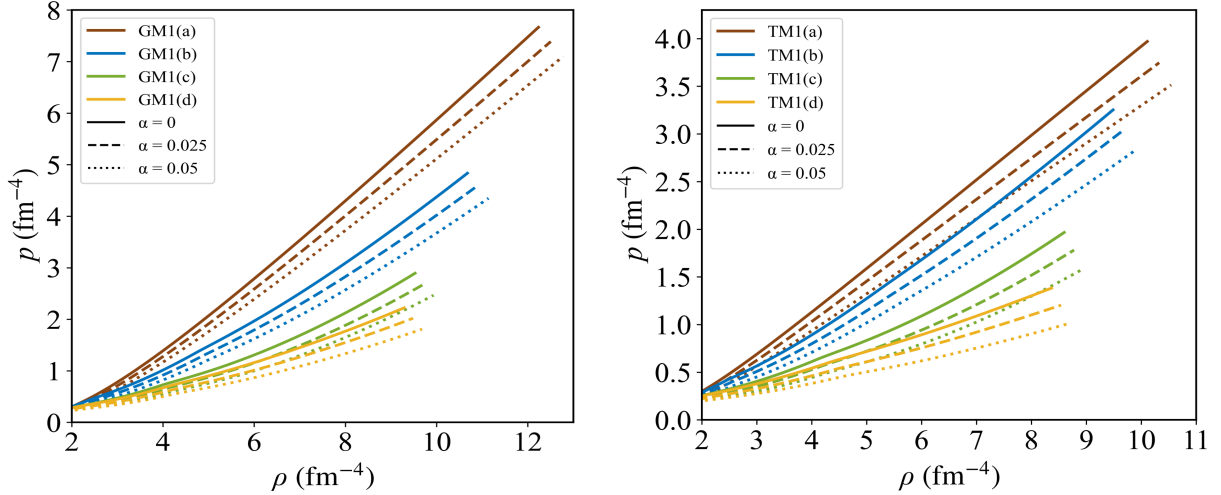


Figure 1. EOSs of the traditional neutron stars and the hyperon stars under the GM1 and TM1 parameter sets. Solid, dashed and dotted lines correspond to the different fraction of dark energy with $\alpha = 0, 0.025$ and 0.05 , respectively.

of PSR J0030+0451 only in the case of involving of dark energy. The theoretical values of the maximum mass and the corresponding radius, the surface gravitational redshift and the Keplerian frequency of the traditional neutron and the hyperon stars are listed in Table 2. As illustrated in Figure 2 and Table 2, the emergence of dark energy causes the maximum mass of the traditional neutron star in the GM1 (TM1) parameter set to decrease from $2.360 M_{\odot}$ ($2.213 M_{\odot}$) to $2.159 M_{\odot}$ ($1.969 M_{\odot}$), and the maximum mass of the hyperon star decrease from $2.132 M_{\odot}$ ($2.029 M_{\odot}$) to $1.525 M_{\odot}$ ($1.361 M_{\odot}$).

Figure 3 shows the relationships between the surface gravitational redshift and the mass for the traditional neutron stars and the hyperon stars with the different fraction of dark energy. The two colored shaded regions represent the ranges of the surface gravitational redshift measurements for 1E 1207.4-5209 ($z = 0.12 - 0.23$)^[34] and RX J0720.4-3125 ($z = 0.205^{+0.006}_{-0.003}$)^[35], respectively. The theoretical values of the surface gravitational redshift and the Keplerian frequency for $1.4 M_{\odot}$ are also listed in Table 2. As seen in Figure 3, the surface gravitational redshift increases as the growing fraction of dark energy in a traditional neutron star (or hyperon star) at the same mass. Moreover, the numerical results in Figure 3 under the SU(3)

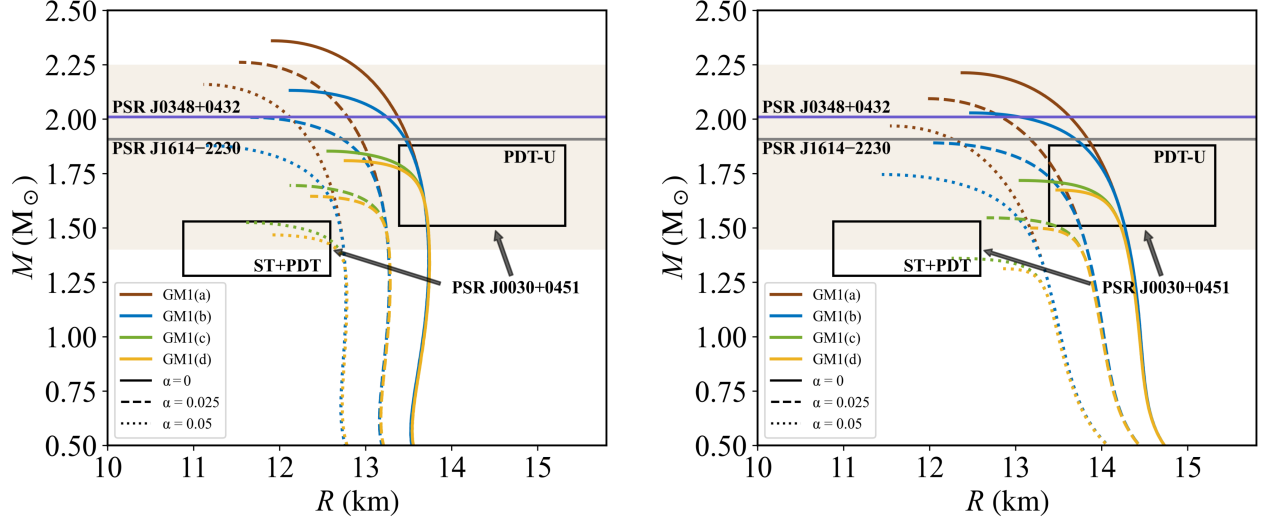


Figure 2. Mass-radius relationships of the traditional neutron stars and the hyperon stars with $\alpha = 0, 0.025$ and 0.05 under the GM1 and TM1 parameter sets. The shaded part and the colored lines represent the mass range of $1.4\text{-}2.25 M_{\odot}$ ^[20] as well as the mass and radius measurements of PSR J1614-2230 ^[31], PSR J0348+0432 ^[32] and PSR J0030+0451 ^[33], respectively.

flavor symmetry can simultaneously satisfy the observed constraints of 1E 1207.4-5209 and RX J0720.4-3125.

Figure 4 displays the relationships between the Keplerian frequency and the mass for the traditional neutron stars and the hyperon stars with the different fraction of dark energy combining with the observed frequency limits of PSR J1748-2446ad. PSR J1748-2446ad is the currently known fastest rotating pulsar with a spin frequency of $f = 716$ Hz, which was discovered in a globular cluster Terzan 5 in 2006 ^[36]. In fact, many researchers have done a great deal of studies on the formation mechanism and the possible detection methods of sub-millisecond pulsars ^[37-40]. Therefore, we take $f = 1000$ Hz as the upper limit value of frequency ^[41] to illustrate the numerical results in Figure 4. From Figure 4, we can see that the Keplerian frequency of the traditional neutron star (or hyperon star) increases with the increase of the fraction of dark energy under the same mass conditions. Especially, as shown in Figure 4 and Table 2, when the fraction of dark energy is relatively high, the low and medium-mass traditional neutron star (or hyperon star) can also reach $f = 1000$ Hz. Furthermore, we infer that PSR

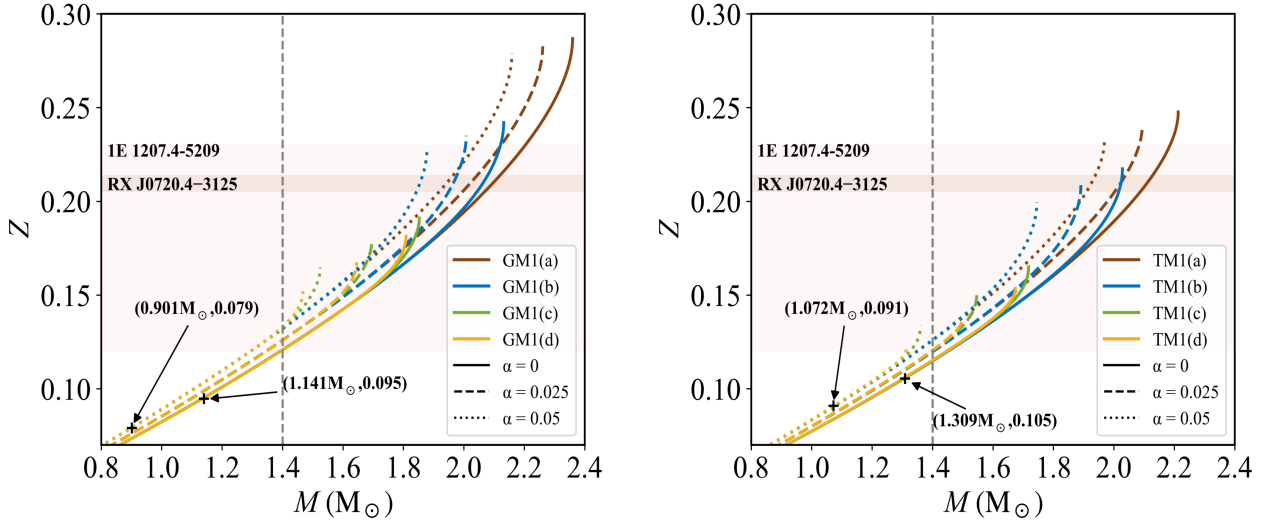


Figure 3. The relationships between gravitational redshift and mass for the traditional neutron stars and the hyperon stars with $\alpha = 0, 0.025$ and 0.05 under GM1 and TM1 parameter sets. The shaded parts are constrained by the surface gravitational redshift measurements of 1E 1207.4-5209 [34] and RX J0720.43125 [35], respectively. The vertical dashed line represents a neutron star at the mass of $1.4 M_{\odot}$.

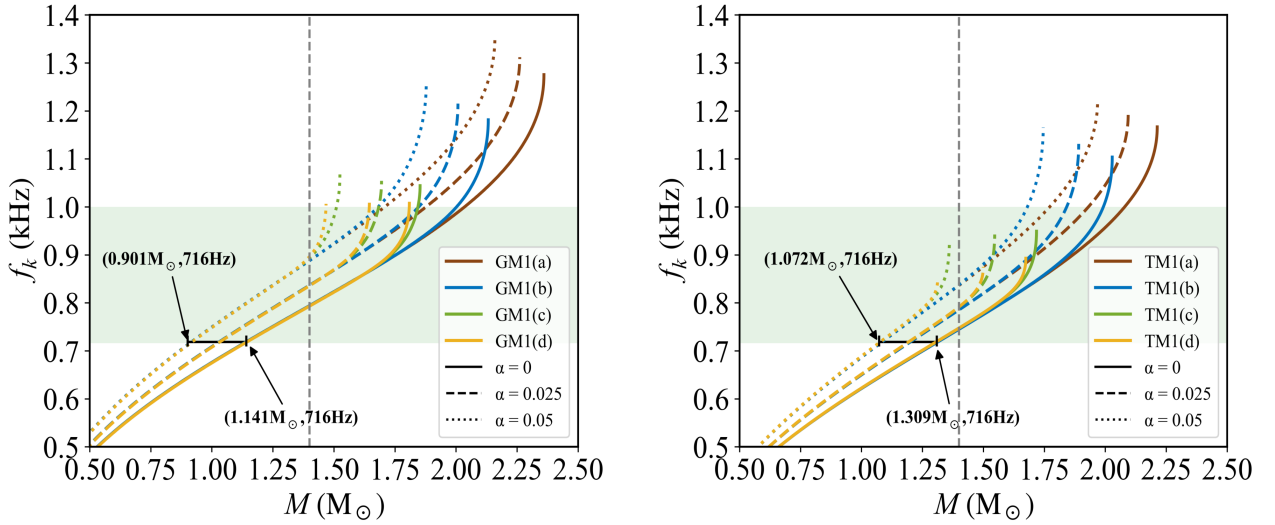


Figure 4. The relationships between Keplerian frequency and mass for the traditional neutron stars and the hyperon stars with $\alpha = 0, 0.025$ and 0.05 under the GM1 and TM1 parameter sets. The green shaded part indicates that the frequency is in the range of 716-1000 Hz.

J1748-2446ad is very likely a low-mass pulsar, regardless of whether PSR J1748-2446ad contains dark energy. Specifically, the mass and surface gravitational redshift of PSR J1748-2446ad without dark energy under the GM1 (TM1) parameter set are $1.141 M_{\odot}$ ($1.309 M_{\odot}$) and 0.095 (0.105), respectively. The corresponding values for the GM1 (TM1) parameter set are $0.901 M_{\odot}$ ($1.072 M_{\odot}$) and 0.079 (0.091) for PSR J1748-2446ad with dark energy and $\alpha = 0.05$. If the observational data about PSR J1748-2446ad can provide further information in the future, the above results will be beneficial for exploring its composition.

Table 2 Maximum mass M_{max} and the corresponding radius R , the surface gravitational redshift Z and the Keplerian frequency f_K of the traditional neutron and the hyperon stars with $\alpha = 0, 0.025$ and 0.05 under GM1 and TM1 parameter sets. $Z_{1.4}$ and $f_{K,1.4}$ represent the theoretical values of the surface gravitational redshift and Keplerian frequency at the mass of $1.4M_\odot$.

	α	$R(\text{km})$	$M_{max}(M_\odot)$	Z	$f_K(\text{kHz})$	$Z_{1.4}$	$f_{K,1.4}(\text{kHz})$
GM1(a)	0	11.917	2.360	0.287	1.181	0.122	0.796
	0.025	11.529	2.261	0.283	1.215	0.126	0.838
	0.05	11.116	2.159	0.279	1.254	0.133	0.890
TM1(a)	0	12.379	2.213	0.248	1.167	0.115	0.745
	0.025	11.978	2.094	0.240	1.192	0.120	0.787
	0.05	11.544	1.969	0.232	1.222	0.126	0.838
GM1(b)	0	12.124	2.132	0.242	1.094	0.122	0.796
	0.025	11.662	2.008	0.235	1.125	0.126	0.838
	0.05	11.147	1.878	0.228	1.164	0.132	0.889
TM1(b)	0	12.474	2.029	0.217	1.104	0.115	0.745
	0.025	11.990	1.891	0.209	1.131	0.120	0.787
	0.05	11.446	1.746	0.200	1.165	0.126	0.838
GM1(c)	0	12.563	1.853	0.191	0.967	0.121	0.794
	0.025	12.117	1.695	0.178	0.976	0.126	0.835
	0.05	11.598	1.525	0.165	0.989	0.133	0.894
TM1(c)	0	13.054	1.718	0.165	0.949	0.115	0.748
	0.025	12.664	1.546	0.150	0.942	0.121	0.792
	0.05	12.257	1.361	0.134	0.928	-	-
GM1(d)	0	12.764	1.809	0.181	0.933	0.121	0.794
	0.025	12.356	1.645	0.167	0.934	0.126	0.836
	0.05	11.913	1.468	0.152	0.932	0.133	0.897
TM1(d)	0	13.481	1.674	0.153	0.893	0.115	0.748
	0.025	13.171	1.500	0.138	0.848	0.121	0.792
	0.05	12.856	1.312	0.121	0.875	-	-

4. Conclusions

In the work, we investigate the influence of dark energy on the main macroscopic properties of the traditional neutron and the hyperon stars using the GM1 and TM1 parameter sets under the SU(6) spin-flavor and the SU(3) flavor symmetries within the framework of relativistic mean field theory. The results illustrate that the inclusion of dark energy in the traditional neutron stars and the hyperon stars lead to softening of EOSs and enhancement of compactnesses. For the traditional neutron or hyperon stars with the same mass, the theoretical values of the surface gravitational redshift and the Keplerian frequency go up with the dark energy fraction increases. The increase of the Keplerian frequency provides a possible way to understand and explain the glitch phenomenon of some pulsars. The numerical results of the traditional neutron stars or the hyperon stars containing dark energy are in good agreement with the corresponding observations of PSR J1614-2230, PSR J0348+0432, PSR J0030+0451, RX J0720.4-3125 and 1E 1207.4-5209. In addition, we also infer that the mass and surface gravitational redshift value ranges of PSR J1748-2446ad with and without dark energy. For PSR J1748-2446ad without dark energy, its mass and surface gravitational redshift under the GM1 (TM1) parameter set are $1.141 M_{\odot}$ ($1.309 M_{\odot}$) and 0.095 (0.105), respectively. For PSR J1748-2446ad with dark energy and $\alpha = 0.05$, the corresponding values of the GM1 (TM1) parameter set are $0.901 M_{\odot}$ ($1.072 M_{\odot}$) and 0.079 (0.091), respectively. It indicates that if PSR J1748-2446ad contains dark energy, its mass would be very low. In the future, more observed data will be used to constrain the EOSs of neutron stars and dark energy with the continuous progress of astronomical observations, which are very beneficial for revealing the composition of neutron stars.

Acknowledgements

The authors sincerely thank Pro. J. L. Han from the National Astronomical Observatories, Chinese Academy of Sciences for his valuable and constructive comments on the researches of neutron star theory and pulsar observation, which enable us to have more profound and com-

prehensive understanding of the field. This work is partially funded by the Horizontal Scientific Research Project of the National Astronomical Observatories of CAS (Grant No. E0900501) and the Theoretical Fundamental Research Special Project of the Changchun Observatory, National Astronomical Observatories, CAS (Grant No.Y990000205).

References

- [1] Gary Hinshaw, D Larson, Eiichiro Komatsu, David N Spergel, CLaa Bennett, Joanna Dunkley, MR Nolta, M Halpern, RS Hill, N Odegard, et al. Nine-year wilkinson microwave anisotropy probe (wmap) observations: cosmological parameter results. *The Astrophysical Journal Supplement Series*, 208(2):19, 2013.
- [2] Nabila Aghanim, Yashar Akrami, Mark Ashdown, Jonathan Aumont, Carlo Baccigalupi, Mario Ballardini, Anthony J Banday, RB Barreiro, Nicola Bartolo, S Basak, et al. Planck 2018 results-vi. cosmological parameters. *Astronomy & Astrophysics*, 641:A6, 2020.
- [3] Mohamed H Abdullah, Gillian Wilson, Anatoly Klypin, and Tomoaki Ishiyama. Constraining cosmological parameters using the cluster mass–richness relation. *The Astrophysical Journal*, 955(1):26, 2023.
- [4] Jeremiah P Ostriker and Paul Steinhardt. New light on dark matter. *Science*, 300(5627):1909–1913, 2003.
- [5] Adam G Riess, Alexei V Filippenko, Peter Challis, Alejandro Clocchiatti, Alan Diercks, Peter M Garnavich, Ron L Gilliland, Craig J Hogan, Saurabh Jha, Robert P Kirshner, et al. Observational evidence from supernovae for an accelerating universe and a cosmological constant. *The astronomical journal*, 116(3):1009, 1998.
- [6] Saul Perlmutter, Goldhaber Aldering, Gerson Goldhaber, Richard A Knop, Peter Nugent, Patricia G Castro, Susana Deustua, Sebastien Fabbro, Ariel Goobar, Donald E Groom, et al. Measurements of ω and λ from 42 high-redshift supernovae. *The Astrophysical Journal*, 517(2):565, 1999.

- [7] Dragan Huterer and Daniel L Shafer. Dark energy two decades after: observables, probes, consistency tests. *Reports on Progress in Physics*, 81(1):016901, 2017.
- [8] Noemi Frusciante and Louis Perenon. Effective field theory of dark energy: A review. *Physics Reports*, 857:1–63, 2020.
- [9] Tian-Nuo Li, Shang-Jie Jin, Hai-Li Li, Jing-Fei Zhang, and Xin Zhang. Prospects for probing the interaction between dark energy and dark matter using gravitational-wave dark sirens with neutron star tidal deformation. *The Astrophysical Journal*, 963(1):52, 2024.
- [10] Shang-Jie Jin, Tian-Nuo Li, Jing-Fei Zhang, and Xin Zhang. Prospects for measuring the hubble constant and dark energy using gravitational-wave dark sirens with neutron star tidal deformation. *Journal of Cosmology and Astroparticle Physics*, 2023(08):070, 2023.
- [11] Stoytcho S Yazadjiev and Daniela D Doneva. Possible dark energy imprints in the gravitational wave spectrum of mixed neutron-dark-energy stars. *Journal of Cosmology and Astroparticle Physics*, 2012(03):037, 2012.
- [12] PO Hess, I Rodríguez, W Greiner, and T Boller. Neutron stars with dark energy. In *Journal of Physics: Conference Series*, volume 578, page 012008. IOP Publishing, 2015.
- [13] Ayan Banerjee, MK Jasim, and Anirudh Pradhan. Analytical model of dark energy stars. *Modern Physics Letters A*, 35(10):2050071, 2020.
- [14] S Smerechynskyi, M Tsizh, and B Novosyadlyj. Impact of dynamical dark energy on the neutron star equilibrium. *Journal of Cosmology and Astroparticle Physics*, 2021(02):045, 2021.
- [15] B Dayanandan and TT Smitha. Modelling of dark energy stars with tolman iv gravitational potential. *Chinese Journal of Physics*, 71:683–692, 2021.

- [16] Kumar Gaurav Sagar, Neeraj Pant, and Brajesh Pandey. Gravitationally confined matter in the background scalar field of dark energy. *Physics of the Dark Universe*, 38:101125, 2022.
- [17] Artyom V Astashenok, Sergey D Odintsov, and Vasilis K Oikonomou. Compact stars with dark energy in general relativity and modified gravity. *Physics of the Dark Universe*, 42:101295, 2023.
- [18] A Bagheri Tudeshki, GH Bordbar, and B Eslam Panah. Effect of rainbow function on the structural properties of dark energy star. *Physics Letters B*, 848:138333, 2024.
- [19] Juan MZ Pretel, Mariana Dutra, and Sergio B Duarte. Normal oscillation modes and radial stability of neutron stars with a dark-energy core from the chaplygin gas. *Physical Review D*, 109(2):023524, 2024.
- [20] Yi-Zhong Fan, Ming-Zhe Han, Jin-Liang Jiang, Dong-Sheng Shao, and Shao-Peng Tang. Maximum gravitational mass $m_{\text{tov}} = 2.25 - 0.07 + 0.08 m_{\odot}$ inferred at about 3% precision with multimessenger data of neutron stars. *Physical Review D*, 109(4):043052, 2024.
- [21] Shen Yaosong and Ren Zhongzhou. Relativistic mean-field approach to infinite nuclear matter and neutron star. *Communications in Theoretical Physics*, 31(1):153, 1999.
- [22] Tsuyoshi Miyatsu, Myung-Ki Cheoun, and Koichi Saito. Equation of state for neutron stars in $su(3)$ flavor symmetry. *Physical Review C—Nuclear Physics*, 88(1):015802, 2013.
- [23] Zi Yu, Yan Xu, Gui-Qing Zhang, and Tao-Ping Hu. Effects of a weakly interacting light u boson on protoneutron stars including the hyperon-hyperon interactions. *Communications in Theoretical Physics*, 69(4):417, 2018.
- [24] Limin Wang, RR Caldwell, JP Ostriker, and Paul J Steinhardt. Cosmic concordance and quintessence. *The Astrophysical Journal*, 530(1):17, 2000.
- [25] Robert R Caldwell. A phantom menace? cosmological consequences of a dark energy component with super-negative equation of state. *Physics Letters B*, 545(1-2):23–29, 2002.

- [26] Harvinder K Jassal, JS Bagla, and T Padmanabhan. Understanding the origin of cmb constraints on dark energy. *Monthly Notices of the Royal Astronomical Society*, 405(4):2639–2650, 2010.
- [27] Arindam Mazumdar, Subhendra Mohanty, and Priyank Parashari. Evidence of dark energy in different cosmological observations. *The European Physical Journal Special Topics*, 230(9):2055–2066, 2021.
- [28] Benjamin D Lackey, Mohit Nayyar, and Benjamin J Owen. Observational constraints on hyperons in neutron stars. *Physical Review D—Particles, Fields, Gravitation, and Cosmology*, 73(2):024021, 2006.
- [29] James M Lattimer and Maddappa Prakash. The physics of neutron stars. *Science*, 304(5670):536–542, 2004.
- [30] P Haensel, JL Zdunik, M Bejger, and JM Lattimer. Keplerian frequency of uniformly rotating neutron stars and strange stars. *Astronomy & Astrophysics*, 502(2):605–610, 2009.
- [31] Zaven Arzoumanian, Adam Brazier, Sarah Burke-Spolaor, Sydney Chamberlin, Shami Chatterjee, Brian Christy, James M Cordes, Neil J Cornish, Fronefield Crawford, H Thankful Cromartie, et al. The nanograv 11-year data set: high-precision timing of 45 millisecond pulsars. *The Astrophysical Journal Supplement Series*, 235(2):37, 2018.
- [32] John Antoniadis, Paulo CC Freire, Norbert Wex, Thomas M Tauris, Ryan S Lynch, Marten H Van Kerkwijk, Michael Kramer, Cees Bassa, Vik S Dhillon, Thomas Driebe, et al. A massive pulsar in a compact relativistic binary. *Science*, 340(6131):1233232, 2013.
- [33] Serena Vinciguerra, Tuomo Salmi, Anna L Watts, Devarshi Choudhury, Thomas E Riley, Paul S Ray, Slavko Bogdanov, Yves Kini, Sebastien Guillot, Deepto Chakrabarty, et al. An updated mass–radius analysis of the 2017–2018 nicer data set of psr j0030+ 0451. *The Astrophysical Journal*, 961(1):62, 2024.

- [34] D Sanwal, GG Pavlov, VE Zavlin, and MA Teter. Discovery of absorption features in the x-ray spectrum of an isolated neutron star. *The Astrophysical Journal*, 574(1):L61, 2002.
- [35] V Hambaryan, V Suleimanov, F Haberl, AD Schwope, R Neuhäuser, M Hohle, and K Werner. The compactness of the isolated neutron star rx j0720. 4- 3125. *Astronomy & Astrophysics*, 601:A108, 2017.
- [36] Jason WT Hessels, Scott M Ransom, Ingrid H Stairs, Paulo CC Freire, Victoria M Kaspi, and Fernando Camilo. A radio pulsar spinning at 716 hz. *Science*, 311(5769):1901–1904, 2006.
- [37] Jin-Lin Han, RN Manchester, AG Lyne, and GJ Qiao. Searching for submillisecond pulsars from highly polarized radio sources. In *Young Neutron Stars and Their Environments*, volume 218, page 135, 2004.
- [38] Philip Kaaret, Z Prieskorn, S Brandt, Niels Lund, S Mereghetti, D Götz, E Kuulkers, JA Tomsick, et al. Evidence of 1122 hz x-ray burst oscillations from the neutron star x-ray transient xte j1739–285. *The Astrophysical Journal*, 657(2):L97, 2007.
- [39] YJ Du, RX Xu, GJ Qiao, and JL Han. The formation of submillisecond pulsars and the possibility of detection. *Monthly Notices of the Royal Astronomical Society*, 399(3):1587–1596, 2009.
- [40] Peter Bult, Diego Altamirano, Zaven Arzoumanian, Anna V Bilous, Deepto Chakrabarty, Keith C Gendreau, Tolga Güver, Gaurava K Jaisawal, Erik Kuulkers, Christian Malacaria, et al. The x-ray bursts of xte j1739–285: a nicer sample. *The Astrophysical Journal*, 907(2):79, 2021.
- [41] Yan Xu, Bin Diao, Yi-Bo Wang, Xiu-Lin Huang, Xing-Xing Hu, and Zi Yu. Probing into the possible range of the u bosonic coupling constants in neutron stars containing hyperons. *Research in Astronomy and Astrophysics*, 23(5):055016, 2023.