

Upward Pointset Embeddings of Planar st -Graphs

Carlos Alegría  

Roma Tre University, Rome, Italy

Susanna Caroppo  

Roma Tre University, Rome, Italy

Giordano Da Lozzo

Roma Tre University, Rome, Italy

Marco D’Elia  

Roma Tre University, Rome, Italy

Giuseppe Di Battista  



Roma Tre University, Rome, Italy

Fabrizio Frati  

Roma Tre University, Rome, Italy

Fabrizio Grosso  

Roma Tre University, Rome, Italy

Maurizio Patrignani  

Roma Tre University, Rome, Italy

Abstract

We study upward pointset embeddings (UPSEs) of planar st -graphs. Let G be a planar st -graph and let $S \subset \mathbb{R}^2$ be a pointset with $|S| = |V(G)|$. An *UPSE* of G on S is an upward planar straight-line drawing of G that maps the vertices of G to the points of S . We consider both the problem of testing the existence of an UPSE of G on S (UPSE TESTING) and the problem of enumerating all UPSEs of G on S . We prove that UPSE TESTING is NP-complete even for st -graphs that consist of a set of directed st -paths sharing only s and t . On the other hand, for n -vertex planar st -graphs whose maximum st -cutset has size k , we prove that it is possible to solve UPSE TESTING in $\mathcal{O}(n^{4k})$ time with $\mathcal{O}(n^{3k})$ space, and to enumerate all UPSEs of G on S with $\mathcal{O}(n)$ worst-case delay, using $\mathcal{O}(kn^{4k} \log n)$ space, after $\mathcal{O}(kn^{4k} \log n)$ set-up time. Moreover, for an n -vertex st -graph whose underlying graph is a cycle, we provide a necessary and sufficient condition for the existence of an UPSE on a given pointset, which can be tested in $\mathcal{O}(n \log n)$ time. Related to this result, we give an algorithm that, for a set S of n points, enumerates all the non-crossing monotone Hamiltonian cycles on S with $\mathcal{O}(n)$ worst-case delay, using $\mathcal{O}(n^2)$ space, after $\mathcal{O}(n^2)$ set-up time.

2012 ACM Subject Classification Theory of computation \rightarrow Computational geometry; Theory of computation \rightarrow Design and analysis of algorithms; Mathematics of computing \rightarrow Graph algorithms

Keywords and phrases Upward pointset embeddings, planar st -graphs, st -cutset, non-crossing monotone Hamiltonian cycles, graph drawing enumeration

Funding This research was supported, in part, by MUR of Italy (PRIN Project no. 2022ME9Z78 – NextGRAAL and PRIN Project no. 2022TS4Y3N – EXPAND).

1 Introduction

Given an n -vertex upward planar graph G and a set S of n points in the plane, an *upward pointset embedding* (UPSE) of G on S is an upward planar drawing of G where the vertices are mapped to the points of S and the edges are represented as straight-line segments. The UPWARD POINTSET EMBEDDABILITY TESTING PROBLEM (UPSE TESTING) asks whether an upward planar graph G has an UPSE on a given pointset S .

Pointset embedding problems are classic challenges in Graph Drawing and have been considered for both undirected and directed graphs. For an undirected graph, a *pointset embedding* (PSE) has the same definition of an UPSE, except that the drawing must be planar, rather than upward planar. The POINTSET EMBEDDABILITY TESTING PROBLEM (PSE TESTING) asks whether a planar graph has a PSE on a given pointset S . Pointset embeddings have been studied by several authors. It is known that a graph admits a PSE on *every* pointset in general position if and only if it is outerplanar [11, 24]; such a PSE can be constructed efficiently [6, 7, 8, 9]. PSE TESTING is, in general, NP-complete [10], however it is polynomial-time solvable if the input graph is a planar 3-tree [33, 34]. More in general, a polynomial-time algorithm for PSE TESTING exists if the input graph has a fixed embedding, bounded treewidth, and bounded face size [4]. PSE becomes NP-complete if one of the latter two conditions does not hold. PSEs have been studied also for dynamic graphs [14].

The literature on UPSEs is not any less rich than the one on PSEs. From a combinatorial perspective, the directed graphs with an UPSE on a one-sided convex pointset have been characterized [5, 25]; all directed trees are among them. Conversely, there exist directed trees that admit no UPSE on certain convex pointsets [5]. Directed graphs that admit an UPSE on any convex pointset, but not on any pointset in general position, exist [2]. It is still unknown whether every digraph whose underlying graph is a path admits an UPSE on every pointset in general position, see, e.g., [31]. UPSEs where bends along the edges are allowed have been studied in [5, 22, 23, 28, 29]. From the computational complexity point of view [26, 27], it is known that UPSE TESTING is NP-hard, even for planar *st*-graphs and 2-convex pointsets, and that UPSE TESTING can be solved in polynomial time if the given pointset is convex.

Our contributions. We tackle UPSE TESTING for planar *st*-graphs. Let G be an n -vertex planar *st*-graph and S be a set of n points in the plane. We adopt the common assumption in the context of upward pointset embeddability, see e.g. [2, 5, 26, 27], that no two points of S lie on the same horizontal line. Our results are the following:

- In Section 3, we show that UPSE TESTING is NP-hard even if G consists of a set of internally-disjoint *st*-paths (Theorem 1). A similar proof shows that UPSE TESTING is NP-hard for directed trees consisting of a set of directed root-to-leaf paths (Theorem 2). This answers an open question from [3] and strengthens a result therein, which shows NP-hardness for directed trees with multiple sources and with a prescribed mapping for a vertex.
- In Section 4, we show that UPSE TESTING can be solved in $\mathcal{O}(n^{4k})$ time and $\mathcal{O}(n^{3k})$ space, where k is the size of the largest *st*-cutset of G (Theorem 7). This parameter measures the “fatness” of the digraph and coincides with the length of the longest directed path in the dual [16]. By leveraging on the techniques developed for the testing algorithm, we also show how to enumerate all UPSEs of G on S with $\mathcal{O}(n)$ worst-case delay, using $\mathcal{O}(kn^{4k} \log n)$ space, after $\mathcal{O}(kn^{4k})$ set-up time (Theorem 8).
- In Section 5, we provide a simple characterization of the pointsets in general position that allow for an UPSE of G , if G consists of two (internally-disjoint) *st*-paths. Based on

that, we provide an $\mathcal{O}(n \log n)$ testing algorithm for this case (Theorem 9).

- Finally, in Section 6, inspired by the fact that an UPSE of a planar st -graph composed of two st -paths defines a non-crossing monotone Hamiltonian cycle on S , we provide an algorithm that enumerates all the non-crossing monotone Hamiltonian cycles on a given pointset with $\mathcal{O}(n)$ worst-case delay, and $\mathcal{O}(n^2)$ space usage and set-up time (Theorem 10).

Concerning our last result, we remark that a large body of research has considered problems related to enumerating and counting non-crossing structures on a given pointset [1, 12, 20, 30, 35]. Despite this effort, the complexity of counting the non-crossing Hamiltonian cycles, often called *polygonalizations*, remains open [18, 30, 32]. However, it is possible to enumerate all polygonalizations of a given pointset in singly-exponential time [37, 38]. Recently, an algorithm has been shown [19] to enumerate all polygonalizations of a given pointset in time polynomial in the output size, i.e., bounded by a polynomial in the number of solutions. However, an enumeration algorithm with polynomial (in the input size) delay is not yet known, neither in the worst-case nor in the average-case acceptance. Our enumeration algorithm achieves this goal for the case of monotone polygonalizations.

2 Preliminaries

We use standard terminology in graph theory [17] and graph drawing [15]. For an integer $k > 0$, let $[k]$ denote the set $\{1, \dots, k\}$. A *permutation with repetitions* of k elements from U is an arrangement of any k elements of a set U , where repetitions are allowed.

For a point $p \in \mathbb{R}^2$, we denote by $x(p)$ and $y(p)$ the x - and y -coordinate of p , respectively. The *convex hull* $\mathcal{CH}(S)$ of a set S of points in \mathbb{R}^2 is the union of all convex combinations of points in S . The *boundary* $\mathcal{B}(S)$ of $\mathcal{CH}(S)$ is the polygon with minimum perimeter enclosing S . The points of S with lowest and highest y -coordinates are the *south* and *north extreme* of S , respectively; we also refer to them as to the *extremes* of S . The *left envelope* of S is the subpath $\mathcal{E}_L(S)$ of $\mathcal{B}(S)$ that lies to the left of the line passing through the extremes of S ; it includes the extremes of S . The *right envelope* $\mathcal{E}_R(S)$ of S is defined analogously. We denote the subset of S in $\mathcal{E}_L(S)$ and in $\mathcal{E}_R(S)$ by $\mathcal{H}_L(S)$ and $\mathcal{H}_R(S)$, respectively. A *polyline* (p_1, \dots, p_k) , with $k \geq 2$, is a chain of straight-line segments.

We call *ray* any of the two half-lines obtained by cutting a straight line at any of its points, which is the *starting point* of the ray. A ray is *upward* if it passes through points whose y -coordinate is larger than the one of the starting point of the ray. We denote by $\rho(p, q)$ the ray starting at a point p and passing through a point q . For a set of points S and a point p whose y -coordinate is smaller than the one of every point in S , we denote by $\rho(p, S)$ (by $\ell(p, S)$) the rightmost (resp. leftmost) upward ray starting at p and passing through a point of S , that is, the clockwise (resp. counter-clockwise) rotation around p which brings $\rho(p, S)$ (resp. $\ell(p, S)$) to coincide with any other upward ray starting at p and passing through a point of S is larger than 180° .

A polyline (p_1, \dots, p_k) is *y-monotone* if $y(p_i) < y(p_{i+1})$, for $i = 1, \dots, k-1$. A *monotone path* on a pointset S is a y -monotone polyline (p_1, \dots, p_k) such that the points p_1, \dots, p_k belong to S . A *monotone cycle* on S consists of two monotone paths on S that share their endpoints. A *monotone Hamiltonian cycle* (p_1, \dots, p_k, p_1) on S is a monotone cycle on S such that each point of S is a point p_i (and vice versa).

A path (v_1, \dots, v_k) is *directed* if, for $i = 1, \dots, k-1$, the edge (v_i, v_{i+1}) is directed from v_i to v_{i+1} ; the vertices v_2, \dots, v_{k-1} are *internal*. A *planar st -graph* is an acyclic digraph with one source s and one sink t , which admits a planar embedding in which s and t are on the

boundary of the outer face. An st -path in a planar st -graph is a directed path from s to t . A drawing of a directed graph is *straight-line* if each edge is represented by a straight-line segment, it is *planar* if no two edges cross, and it is *upward* if every edge is represented by a Jordan arc monotonically increasing in the y -direction from the tail to the head. A digraph that admits an upward planar drawing is an *upward planar graph*. Every upward planar graph admits an upward planar straight-line drawing [16]. An *Upward Pointset Embedding* (*UPSE*, for short) of an upward planar graph G on a pointset S is an upward planar straight-line drawing of G that maps each vertex of G to a point in S . In this paper, we study the following problem.

UPWARD POINTSET EMBEDDABILITY TESTING PROBLEM (UPSE TESTING)

Input: An n -vertex upward planar graph G and a pointset $S \subset \mathbb{R}^2$ with $|S| = n$.

Question: Does there exist an UPSE of G on S ?

In the remainder, we assume that not all points in S lie on the same line, as otherwise there is an UPSE if and only if the input is a directed path. Recall that no two points in S have the same y -coordinate. Unless otherwise specified, we do not require points to be in *general position*, i.e., we allow three or more points to lie on the same line.

3 NP-Completeness of UPSE Testing

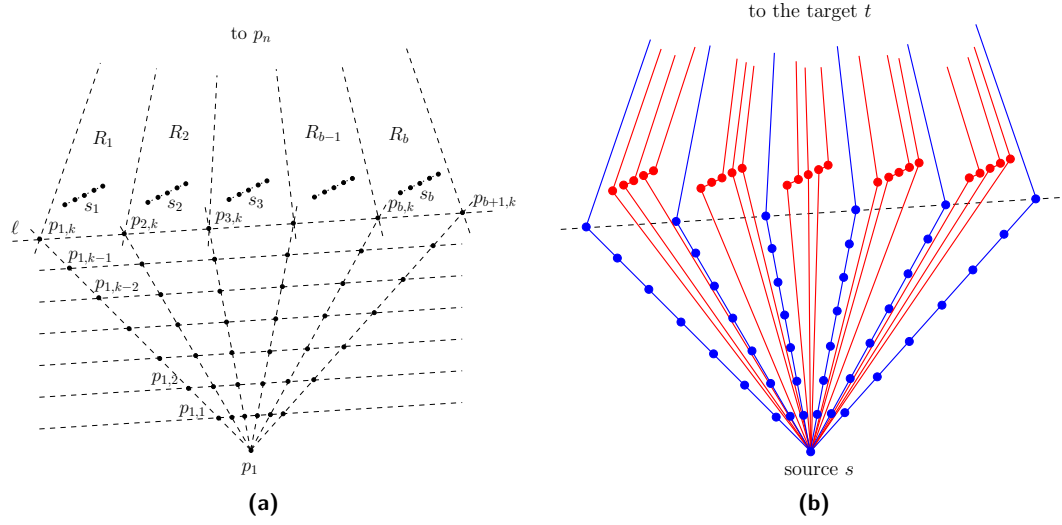
In this section we prove that UPSE TESTING is NP-complete. The membership in NP is obvious, as one can non-deterministically assign the vertices of the input graph G to the points of the input pointset S and then test in polynomial time whether the assignment results in an upward planar straight-line drawing of G . In the remainder of the section, we prove that UPSE TESTING is NP-hard even in very restricted cases.

We first show a reduction from 3-PARTITION to instances of UPSE in which the input is a planar st -graph composed of a set of internally-disjoint st -paths. An instance of 3-PARTITION consists of a set $A = \{a_1, \dots, a_{3b}\}$ of $3b$ integers, where $\sum_{i=1}^{3b} a_i = bB$ and $B/4 \leq a_i \leq B/2$, for $i = 1, \dots, 3b$. The 3-PARTITION problem asks whether A can be partitioned into b subsets A_1, \dots, A_b , each with three integers, so that the sum of the integers in each set A_i is B . Since 3-PARTITION is strongly NP-hard [21], we may assume that B is bounded by a polynomial function of b . Given an instance A of 3-PARTITION, we show how to construct in polynomial time, precisely $\mathcal{O}(b \cdot B)$, an equivalent instance (G, S) of UPSE TESTING.

The n -vertex planar st -graph G is composed of $4b + 1$ internally-disjoint st -paths. Namely, for $i = 1, \dots, 3b$, we have that G contains an a_i -path, i.e., a path with a_i internal vertices, and $b + 1$ additional k -paths, where $k = 2B + 1$. Note that $n = 2 + (b + 1)k + \sum_{i=1}^{3b} a_i = 2 + (b + 1)k + bB$.

The points of S lie on the plane as follows (see Figure 1a):

- p_1 is the origin, with coordinates $(0, 0)$.
- Consider $b + 1$ upward rays $\rho_1, \dots, \rho_{b+1}$, whose starting point is p_1 , such that the angles $\alpha_1, \dots, \alpha_{b+1}$ that they respectively form with the x -axis satisfy $3\pi/4 > \alpha_1 > \dots > \alpha_{b+1} > \pi/4$. Let ℓ be a line intersecting all the rays, with a positive slope smaller than $\pi/4$. For $j = 1, \dots, b + 1$, place k points $p_{j,1}, \dots, p_{j,k}$ (in this order from bottom to top) along ρ_j , so that $p_{j,k}$ is on ℓ and no two points share the same y -coordinate. Observe that $p_{b+1,k}$ is the highest point placed so far.
- Place p_n at coordinates $(0, 10 \cdot y(p_{b+1,k}))$.
- Finally, for $j = 1, \dots, b$, place B points along a non-horizontal segment s_j in such a way that: (i) s_j is entirely contained in the triangle with vertices $p_{j,k}$, $p_{j+1,k}$, and p_n , (ii) for



■ **Figure 1** Illustration for the proof of Theorem 1. (a) The pointset S . (b) The UPSE of G on S .

any point p on s_j , the polygonal line $\overline{p_1 p} \cup \overline{p p_n}$ is contained in the region R_j delimited by the polygon $\overline{p_1 p_{j,k}} \cup \overline{p_{j,k} p_n} \cup \overline{p_n p_{j+1,k}} \cup \overline{p_{j+1,k} p_1}$, and (iii) no two distinct points on any two segments s_i and s_j share the same y -coordinate.

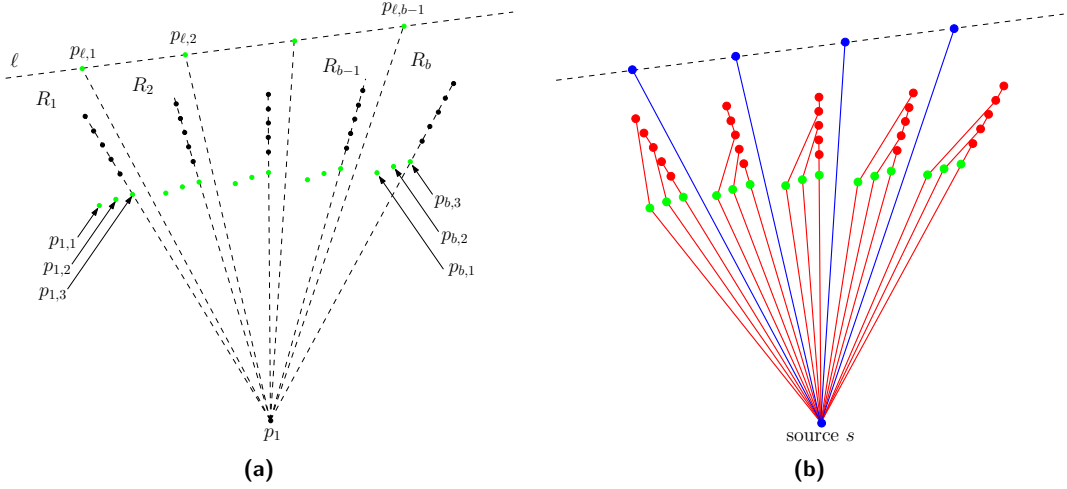
Note that S has $2 + (b+1)k + bB = n$ points. The described reduction is the main ingredient for the proof of the following theorem.

► **Theorem 1.** UPSE TESTING is NP-hard even for planar st-graphs consisting of a set of directed internally-disjoint st-paths.

Proof. First, the construction of G and S takes polynomial time. In particular, the coordinates of the points in S can be encoded with a polylogarithmic number of bits. In order to prove the NP-hardness, it remains to show that the constructed instance (G, S) of UPSE TESTING is equivalent to the given instance A of 3-PARTITION. Refer to Figure 1b.

Suppose first that A is a positive instance of 3-PARTITION, that is, there exist sets A_1, \dots, A_b , each with three integers, such that the sum of the integers in each set A_j is B . We construct an UPSE of G on S as follows. We map s to p_1 and t to p_n . For $j = 1, \dots, b+1$, we map the k internal vertices of a k -path to the points $p_{j,1}, \dots, p_{j,k}$, so that vertices that come first in the directed path have smaller y -coordinates. Furthermore, for $j = 1, \dots, b$, let $A_j = \{a_{j_1}, a_{j_2}, a_{j_3}\}$. Then we map the a_{j_1} internal vertices of an a_{j_1} -path, the a_{j_2} internal vertices of an a_{j_2} -path, and the a_{j_3} internal vertices of an a_{j_3} -path to the set of B points in the triangle with vertices $p_{j,k}, p_{j+1,k}$, and p_n , so that vertices that come first in the directed paths have smaller y -coordinates and so that the internal vertices of the a_{j_1} -path have smaller y -coordinates than the internal vertices of the a_{j_2} -path, which have smaller y -coordinates than the internal vertices of the a_{j_3} -path. This results in an UPSE of G on S .

Suppose next that (G, S) is a positive instance of UPSE TESTING. Trivially, in any UPSE of G on S , we have that s is drawn on p_1 and t on p_n . Consider the points $p_{1,1}, \dots, p_{b+1,1}$. The paths using them use all the $(b+1)k$ points $p_{j,i}$, with $j = 1, \dots, b+1$ and $i = 1, \dots, k$. Indeed, if these paths left one of such points unused, no other path could reach it from s without passing through $p_{1,1}, \dots, p_{b+1,1}$, because of the collinearity of the points along the rays $\rho_1, \dots, \rho_{b+1}$. Hence, there are at most $b+1$ paths that use $(b+1)k$ points. Since the a_i -paths have less than k internal vertices, these $b+1$ paths must all be k -paths. Let



■ **Figure 2** Illustration for the proof of [Theorem 2](#). (a) The pointset S . The points of S visible from p_1 (green points) are as many as the children of the root of the tree T . (b) The UPSE of T on S corresponding to a solution to the original instance 3-PARTITION (red vertices).

P_1, \dots, P_{b+1} be the left-to-right order of the k -paths around p_1 . For $j = 1, \dots, b+1$, path P_j uses all points $p_{j,i}$ on ρ_j , as if P_j used a point $p_{h,i}$ with $h > j$, then two among P_j, \dots, P_{b+1} would cross each other. Note that, after using $p_{j,k}$, path P_j ends with the segment $\overline{p_{j,k}p_n}$. Hence, for $j = 1, \dots, b$, the region R_j is bounded by P_j and P_{j+1} ; recall that R_j contains the segment s_j . The a_i -paths must then use the points on s_1, \dots, s_b . Since $B/4 < a_i < B/2$, no two a_i -paths can use all the B points in one region and no four a_i -paths can lie in the same region. Hence, three a_i -paths use the B points in each region, and this provides a solution to the given 3-PARTITION instance. ◀

We next reduce the 3-PARTITION problem to the instances of UPSE TESTING in which the input is a directed tree consisting of a set of root-to-leaf paths. Consider an instance of 3-PARTITION consisting of a set $A = \{a_1, \dots, a_{3b}\}$ of $3b$ integers, where $\sum_{i=1}^{3b} a_i = bB$ and $B/4 \leq a_i \leq B/2$, for $i = 1, \dots, 3b$. We construct a directed tree T as follows. The root s of T has $4b-1$ children. Among them, $b-1$ are leaves v_1, \dots, v_{b-1} , while each of the remaining $3b$ children is the first vertex of a directed path P_i , for $i = 1, \dots, 3b$, consisting of the $a_i + 1$ vertices $v_{i,1}, v_{i,2}, \dots, v_{i,a_i+1}$, where $v_{i,1}$ is the child of s and v_{i,a_i+1} is a leaf. All the edges of T are directed from the root s to the leaves. Note that the number of vertices of T is $n = 1 + (b-1) + \sum_{i=1}^{3b} (a_i + 1) = b(B+4)$. The points of S lie on the plane as follows (see [Figure 2a](#)):

- p_1 is the origin, with coordinates $(0,0)$.
- Consider $b-1$ upward rays $\rho_1, \dots, \rho_{b-1}$, whose starting point is p_1 , such that the angles $\alpha_1, \dots, \alpha_{b-1}$ formed by $\rho_1, \dots, \rho_{b-1}$ with the x -axis satisfy $3\pi/4 > \alpha_1 > \dots > \alpha_{b-1} > \pi/4$. These rays split the half plane above the x -axis into b regions R_j , with $j = 1, 2, \dots, b$. In the interior of each region R_j , place three points $p_{j,1}, p_{j,2}$, and $p_{j,3}$ in such a way that $p_{j,1}$ is lower than $p_{j,2}$, which is lower than $p_{j,3}$, and so that they are all visible from s . Along the line passing through s and $p_{j,3}$ place B points above $p_{j,3}$.
- Let y_m be the highest y -coordinate used so far. Let ℓ be a line with positive slope smaller than $\pi/4$ intersecting all the rays $\rho_1, \dots, \rho_{b-1}$ at points that have y -coordinates larger than y_m . For $j = 1, \dots, b-1$, place a point $p_{\ell,j}$ at the intersection of ρ_j with ℓ .

Note that S has $1 + 3b + bB + (b - 1) = b(B + 4) = n$ points. The described reduction is the main ingredient for the proof of the following theorem.

► **Theorem 2.** *UPSE TESTING is NP-hard even for directed trees consisting of a set of directed root-to-leaf paths.*

Proof. First, the construction of T and S takes polynomial time. In particular, the coordinates of the points in S can be encoded with a polylogarithmic number of bits. In order to prove the NP-hardness, it remains to show that the constructed instance (T, S) of UPSE TESTING is equivalent to the given instance A of 3-PARTITION. Refer to Figure 2b.

Suppose first that A is a positive instance of 3-PARTITION, that is, there exist sets A_1, \dots, A_b , each with three integers, such that the sum of the integers in each set A_j is B . We construct an UPSE of G on S as follows. We map s to p_1 . For $j = 1, \dots, b - 1$, we map the child v_j of s to $p_{\ell,j}$. Furthermore, for $j = 1, \dots, b$, let $A_j = \{a_{j_1}, a_{j_2}, a_{j_3}\}$. Then we map the a_{j_1} internal vertices of an a_{j_1} -path, the a_{j_2} internal vertices of an a_{j_2} -path, and the a_{j_3} internal vertices of an a_{j_3} -path to the set of B points in the region R_j , so that the neighbors of s in the a_{j_1} -path, in the a_{j_2} -path, and in the a_{j_3} -path lie on $p_{j,1}$, $p_{j,2}$, and $p_{j,3}$, respectively, so that vertices that come first in the directed paths have smaller y -coordinates, and so that the internal vertices of the a_{j_1} -path have larger y -coordinates than the internal vertices of the a_{j_2} -path, which have larger y -coordinates than the internal vertices of the a_{j_3} -path. This results in an UPSE of T on S .

Suppose next that (T, S) is a positive instance of UPSE TESTING. It is obvious that the root s of T has to be placed on p_1 . From the root s only $4b - 1$ points are visible. These are the points $p_{\ell,j}$, for $j = 1, \dots, b - 1$, and the points $p_{h,1}, p_{h,2}$, and $p_{h,3}$, for $h = 1, \dots, b$ (all these points are filled green in Figure 2a). Since T has $4b - 1$ children, each child must use one of the above points. Consider point $p_{\ell,b-1}$. Since this is the highest point in the set S , the child that uses it must be a leaf. This also holds for $p_{\ell,b-2}$, which is the highest of the remaining points. Iterating this argument we have that the points $p_{\ell,j}$, with $j = 1, \dots, b - 1$, must be used by the $b - 1$ children of s which are leaves of T . Since all other vertices have smaller y -coordinates, each path P_i , with $i = 1, \dots, 3m$, is constrained to be into a region R_j , with $j = 1, \dots, b$ (see Figure 2b). Since each region R_j contains exactly three points $p_{j,1}, p_{j,2}$, and $p_{j,3}$ visible from s , each region hosts exactly three such paths, which use the remaining B points, and this provides a solution to the given 3-PARTITION instance. ◀

4 Testing and Enumeration Algorithms for Planar st -Graphs with Maximum st -Cutset of Bounded Size

An *st-cutset* of a planar st -graph $G = (V, E)$ is a subset W of E such that:

- removing W from E results in a graph consisting of exactly two connected components C_s and C_t ,
- s belongs to C_s and t belongs to C_t , and
- any edge in W has its tail in C_s and its head in C_t .

In this section, we consider instances (G, S) where G is a planar st -graph, whose maximum st -cutset has bounded size k . In Theorem 7, we show that UPSE TESTING can be solved in polynomial time for such instances (G, S) . Moreover, in Theorem 8, we show how to enumerate all UPSEs of (G, S) with linear delay. The algorithm for Theorem 7 is based on a dynamic programming approach. It exploits the property that, for an st -cutset W defining the connected components C_s and C_t , the extensibility of an UPSE Γ' of $C_s \cup W$ on a subset S' of S to an UPSE of G on S only depends on the drawing of the edges of W , and not on

the embedding of the remaining vertices of C_s , provided that in Γ' there exists an horizontal line that crosses all the edges of W . The algorithm for [Theorem 8](#) leverages a variation of the dynamic programming table computed by the former algorithm to efficiently test the extensibility of an UPSE of $C_s \cup W$ (in which there exists a horizontal line that crosses all the edges of W) on a subset S' of S to an UPSE of G on S .

The proofs of [Theorems 7](#) and [8](#) exploit two dynamic programming tables T and Q defined as follows. Each entry of T and Q is indexed by a *key* that consists of a set of $h \leq k$ triplets $\langle e_i, p_i, q_i \rangle$, where, for any $i = 1, \dots, h$, it holds that $e_i \in E(G)$, $p_i, q_i \in S$, and $y(p_i) < y(q_i)$. Moreover, each key $\chi = \bigcup_{i=1}^h \langle e_i, p_i, q_i \rangle$ satisfies the following constraints:

- the set $E(\chi) = \bigcup_{i=1}^h e_i$ is an st -cutset of G and, for every i, j , with $i \neq j$, it holds true that $e_i \neq e_j$ (that is, $|E(\chi)| = h$);
- for every i, j , with $i \neq j$, it holds true that $p_i = p_j$ (resp. that $q_i = q_j$) if and only if e_i and e_j have the same tail (resp. the same head); and
- let ℓ_χ be the horizontal line passing through the tail with largest y -coordinate among the edges in $E(\chi)$, i.e., $\ell_\chi := y = y(p_i)$ s.t. $y(p_j) \leq y(p_i)$ for any $\langle e_j, p_j, q_j \rangle \in \chi$; then ℓ_χ intersects all the segments $\overline{p_j q_j}$, possibly at an endpoint.

For brevity, we sometimes say that the edge e_i has its tail (resp. its head) *mapped by* χ on p_i (resp. on q_i). We also say that e_i is *drawn as in* χ if its drawing is the segment $\overline{p_i q_i}$.

Let $\chi = \bigcup_{i=1}^h \langle e_i, p_i, q_i \rangle$ be a key of T and of Q ; see [Figure 3a](#). Let G_χ be the connected component containing s of the graph obtained from G by removing the edge set $E(\chi)$.

The entry $T[\chi]$ contains a Boolean value such that $T[\chi] = \text{True}$ if and only if there exists an UPSE of $G_\chi^+ = G_\chi \cup E(\chi)$ on some subset $S' \subset S$ with $|S'| = |V(G_\chi^+)|$ such that:

- the lowest point p_s of S belongs to S' and s lies on it, and
- for $i = 1, \dots, h$, the edge e_i is drawn as in χ .

If $T[\chi] = \text{False}$, the entry $Q[\chi]$ contains the empty set \emptyset . If $T[\chi] = \text{True}$ and $E(\chi)$ coincides with the set of edges incident to s , then $Q[\chi]$ stores the set $\{\perp\}$. If $T[\chi] = \text{True}$ and $E(\chi)$ does not coincide with the set of edges incident to s , $Q[\chi]$ stores the set Φ of keys with the following properties. Let e_τ be any edge whose tail v_τ has maximum y -coordinate among the edges in $E(\chi)$, i.e., $\langle e_\tau, p_\tau, q_\tau \rangle$ is such that $y(p_\tau) \geq y(p_j)$ for any $\langle e_j, p_j, q_j \rangle \in \chi$. For each $\varphi \in \Phi$, we have that:

- $T[\varphi] = \text{True}$;
- $E(\chi) \cap E(\varphi)$ contains all and only the edges in $E(\chi)$ whose tail is not v_τ , and each edge $e_i \in E(\chi) \cap E(\varphi)$ is drawn in φ as it is drawn in χ ; and
- all the edges in $E(\varphi) \setminus E(\chi)$ have v_τ as their head.

Additionally, we store a list Λ of the keys σ such that $T[\sigma] = \text{True}$ and $E(\sigma)$ is the set of edges incident to t . Note that each edge in $E(\sigma)$ has its head mapped by σ to the point $p_t \in S$ with largest y -coordinate.

We use dynamic programming to compute the entries of T and Q in increasing order of $|V(G_\chi)|$. By the definition of T , we have that G admits an UPSE on S if and only if $\Lambda \neq \emptyset$.

First, we initialize all entries of T to **False** and all entries of Q to \emptyset .

If $|V(G_\chi)| = 1$, then G_χ only consists of s . We set $T[\chi] = \text{True}$ and $Q[\chi] = \{\perp\}$ for every key $\chi = \bigcup_{i=1}^h \langle e_i, p_i, q_i \rangle$ such that:

- e_1, \dots, e_h are the edges incident to s ;
- $p_1 = \dots = p_h = p_s$; and
- for every distinct i and j in $\{1, \dots, h\}$, we have that p_s , q_i , and q_j are not aligned.

If $|V(G_\chi)| > 1$, we compute $T[\chi]$ and $Q[\chi]$ as follows, see [Figure 3b](#). If two segments $\overline{p_i q_i}$ and $\overline{p_j q_j}$, with $i \neq j$, cross (that is, they share a point that is internal for at least one

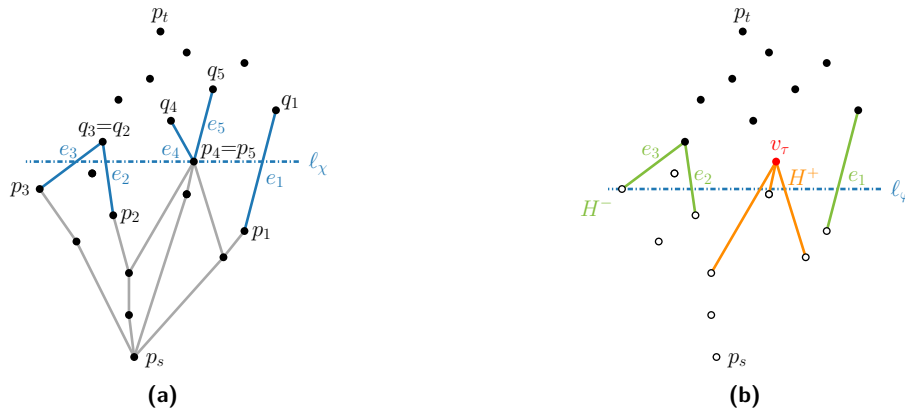
of the segments), then we leave $T[\chi]$ and $Q[\chi]$ unchanged; in particular, $T[\chi] = \text{False}$ and $Q[\chi] = \emptyset$. Otherwise, we proceed as follows. Let e_τ be any edge whose tail v_τ has maximum y -coordinate among the edges in $E(\chi)$. Let H^- be the set of edges obtained from $E(\chi)$ by removing all the edges having v_τ as their tail, and let H^+ be the set of edges of G having v_τ as their head. We define the set $H := H^- \cup H^+$. We have the following.

▷ **Claim 3.** H is an st -cutset of G .

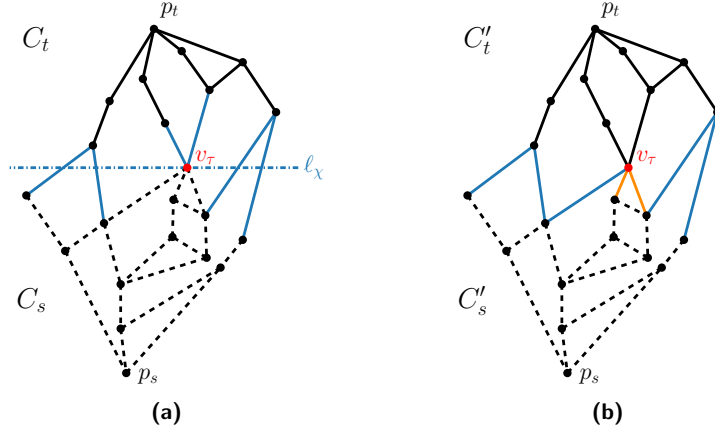
Proof. Recall that, since $E(\chi)$ is an st -cutset, removing the edges of $E(\chi)$ from G yields two connected components C_s and C_t such that s belongs to C_s and t belongs to C_t ; see Figure 4a. Let C'_t be the graph consisting of C_t , the vertex v_τ , and the edges having v_τ as their tail (these are the edges in $E(\chi) \setminus H^-$, which are not part of H). Also, let C'_s be the graph obtained by removing from C_s the vertex v_τ and the edges in H^+ (i.e., these are the edges outgoing from v_τ); see Figure 4b. We have that C'_s and C'_t do not share any vertex, since C_s and C_t do not share any vertex, since $V(C'_s) \subset V(C_s)$ and since the only vertex in $V(C'_t) \setminus V(C_t)$ is v_τ , which does not belong to C'_s . Moreover, by construction $G = C'_t \cup C'_s \cup H$, in particular the only edges connecting vertices in C'_s with vertices in C'_t are those in H , which have their tails in C'_s and their heads in C'_t . Also, we have that s belongs to C'_s and t belongs to C'_t . To prove that H is an st -cutset of G , it only remains to argue that each of C'_s and C'_t is connected. Since $C_t \subseteq C'_t$ and since C_t is connected, we have that every pair of vertices distinct from v_τ is connected by an undirected path in C'_t . Also, the heads of the edges outgoing from v_τ belong to C_t and, by construction, such edges belong to C'_t . Hence, there exists an undirected path in C'_t between v_τ and every vertex of C_t . Therefore, C'_t is connected. Suppose now, for a contradiction, that C'_s is not connected and thus there exists a vertex v which is not in the same connected component as s in C'_s . Since G is a planar st -graph, it contains a directed path from s to v . If such a path does not belong entirely to C'_s , it contains an edge which is directed from a vertex not in C'_s to a vertex in C'_s . Moreover, such an edge belongs to H , however we already observed that all the edges in H are outgoing from the vertices in C'_s , a contradiction. ◀

Consider the set S_\downarrow consisting of the points in S whose y -coordinates are smaller than $y(p_\tau)$. We have the following crucial observation.

▶ **Observation 4.** $T[\chi] = \text{True}$ if and only if there exists some key φ , with $E(\varphi) = H$, such



■ **Figure 3** (a) An entry $\chi = \bigcup_{i=1}^5 \langle e_i, p_i, q_i \rangle$ with $T[\chi] = \text{True}$ and a corresponding UPSE of G_χ on a subset of S that includes p_s . (b) An entry φ from which χ stems; the points in S_\downarrow are filled white.



■ **Figure 4** Illustrations for **Claim 3**. (a) The connected components C_s (dashed) and C_t (solid black) defined by the st -cutset $E(\chi)$. (b) The connected components C'_s (dashed) and C'_t (solid black) defined by the st -cutset H (blue and orange edges).

that $T[\varphi] = \text{True}$, the edges in H^- are drawn in φ as in χ , the edges in H^+ have their heads mapped by φ on p_τ and their tails on a point in S_\downarrow .

In view of **Observation 4**, we can now define a procedure to compute $T[\chi]$ and $Q[\chi]$. Assume that the edges $e_1, \dots, e_{|H^-|}, \dots, e_{|H|} \in H$ are ordered so that the edges of H^- precede those of H^+ . By **Observation 4**, if $|S_\downarrow| < |H^+|$, then we leave $T[\chi]$ and $Q[\chi]$ unchanged, i.e., $T[\chi] = \text{False}$ and $Q[\chi] = \emptyset$. In fact, in this case, there are not enough points in S_\downarrow to map the tails of the edges in H^+ . Otherwise, let D be the set of all permutations with repetitions of $|H^+|$ points from S_\downarrow . We define a set Φ of keys that, for each $(d_1, \dots, d_{|H^+|}) \in D$, contains a key φ such that:

- (i) $E(\varphi) = H$;
- (ii) for any $i = 1, \dots, |H^-|$, the triple containing e_i in φ is the same as the triple containing e_i in χ (note that $e_i \in H^-$);
- (iii) for any $j = |H^-| + 1, \dots, |H|$, the triple containing e_j in φ has $q_j = p_\tau$, and $p_j = d_{j-|H^-|}$ (note that $e_j \in H^+$); and
- (iv) for every $i = 1, \dots, |H^-|$ and $j = |H^-| + 1, \dots, |H|$, it holds $p_i = p_j$ if and only if e_i and e_j have the same tail.

Let $\Phi^T = \{\varphi : \varphi \in \Phi \wedge T[\varphi] = \text{True}\}$. By **Observation 4**, we have $T[\chi] = \text{True}$ if and only if $|\Phi^T| \geq 1$. Thus, we set $T[\chi] = \bigvee_{\varphi \in \Phi} T[\varphi]$ and $Q[\chi] = \Phi^T$. We say that χ *stems from* any key $\varphi \in \Phi$ with $T[\varphi] = \text{True}$.

We now upper bound the sizes of T and Q and the time needed to compute them.

▷ **Claim 5.** Tables T and Q have size in $\mathcal{O}(n^{3k})$ and $\mathcal{O}(kn^{4k} \log n)$, respectively.

Proof. First, we give an upper bound on the number of entries of T (and, thus, of Q), which we denote by ρ . Each entry of T is associated with a key χ defined by an st -cutset $E(\chi)$ of size at most $h \leq k$, a permutation (possibly with repetitions) of h points in S describing a mapping of the tails of the edges in $E(\chi)$ with points in S , and a permutation (possibly with repetitions) of h points in S describing a mapping of the heads of the edges in $E(\chi)$ with points in S . Recall that $|S| = n$, that $\binom{a}{b} \leq a^b$, and that the number of permutations with repetition of h elements from a set U is $|U|^h$. Therefore, we have that $\rho \leq \binom{m}{k} \cdot n^k \cdot n^k \leq (mn^2)^k$. Since $m \in \mathcal{O}(n)$, we thus have $\rho \in \mathcal{O}(n^{3k})$.

We can now upper bound the size of T and Q . Since each entry of T stores a single bit, we immediately have that T has $\mathcal{O}(n^{3k})$ size. Instead, each entry of table Q stores $\mathcal{O}(n^k)$ keys of size $\mathcal{O}(k \log n)$; thus, Q has $\mathcal{O}(kn^{4k} \log n)$ size. The upper bound on the number of keys comes from the number of ways to map the tails of the at most k edges incoming into v_τ on the points of S , which has size n ; this number is $\binom{n}{k} \in \mathcal{O}(n^k)$. The upper bound on the size of each key comes from the fact that it consists of at most k triplets each containing an identifier of $\mathcal{O}(n)$ edges and two identifiers of $\mathcal{O}(n)$ points. \blacktriangleleft

\triangleright **Claim 6.** Tables T and Q can be computed in $\mathcal{O}(n^{4k})$ and $\mathcal{O}(kn^{4k} \log n)$ time, respectively.

Proof. We determine the time needed to compute, for each key χ , the value $T[\chi]$ and $Q[\chi]$. For each key χ , we need to verify whether the h segments $\overline{p_i q_i}$ intersect at a point different from a common endpoint, which can be tested in $\mathcal{O}(k \log k)$ time [36]. Moreover, if $|V(G_\chi)| > 1$, computing $T[\chi]$ requires accessing the value of up to $|S_\downarrow|^{H^\dagger} < n^k$ entries of T , and verifying whether at least one of them contains the value **True**. Since $n > k$, the $\mathcal{O}(k \log k)$ term in the running time is dominated by the $\mathcal{O}(n^k)$ term, hence the time needed to compute each entry $T[\chi]$ is thus $\mathcal{O}(n^k)$. Since, by **Claim 5**, there are $\mathcal{O}(n^{3k})$ keys χ , it follows that T can be computed in overall $\mathcal{O}(n^{4k})$ time. On the other hand, the time needed to compute each entry $Q[\chi]$ is upper bounded by the time needed to write the $\mathcal{O}(n^k)$ keys contained in $Q[\chi]$, each of which has $\mathcal{O}(k \log n)$ size, i.e., $\mathcal{O}(kn^k \log n)$ time per entry. It follows that Q can be computed in overall $\mathcal{O}(kn^{4k} \log n)$ time. \blacktriangleleft

Finally, recall that in order to verify whether G admits an UPSE on S , we need to check whether $\Lambda \neq \emptyset$. Computing the maximum size of an st -cutset of a planar st -graph G can be done in linear time, as it reduces to the problem of computing the length of a shortest path in the dual of any embedding of G (between the vertices representing the left and right outer faces of this embedding) [13, 16]. Therefore, the overall running time to test whether G admits an UPSE on S is dominated by the time needed to compute T , that is, $\mathcal{O}(n^{4k})$ time.

To obtain an UPSE Γ of G on S , if any, we proceed as follows. Suppose that the algorithm terminates with a positive answer and let σ be any key in Λ . We initialize Γ to a drawing of the edges in $E(\sigma)$, where each edge $e_i \in E(\sigma)$ is drawn as in σ . Then, in $\mathcal{O}(n^k)$ time, we can search in T a key χ with $T[\chi] = \text{True}$ such that σ stems from χ , and update Γ to include a drawing of the edges in $E(\chi) \setminus E(\sigma)$, where each edge $e_i \in E(\chi) \setminus E(\sigma)$ is drawn as in χ ; note that the edges in $E(\chi) \cap E(\sigma)$ are drawn in χ as they are drawn in σ . Iteratively apply such a procedure until a key α is reached such that $T[\alpha] = \text{True}$ and $E(\alpha)$ is the set of edges incident to s . This yields the desired UPSE of G on S . As the depth of the recursion is linear in the size of G , we can therefore compute Γ in $\mathcal{O}(n^{k+1})$ time.

From the above discussion, we have the following theorem.

\blacktriangleright **Theorem 7.** *Let G be an n -vertex planar st -graph whose maximum st -cutset has size k and let S be a set of n points. UPSE TESTING can be solved for (G, S) in $\mathcal{O}(n^{4k})$ time and $\mathcal{O}(n^{3k})$ space; if an UPSE of G on S exists, it can be constructed within the same bounds.*

We now turn our attention to the design of an algorithm for the enumeration of the UPSEs of G on S . The algorithm exploits the table Q and the set Λ . By **Claims 5** and **6**, these can be computed in $\mathcal{O}(kn^{4k} \log n)$ time and space. Our enumeration algorithm defines and explores an acyclic digraph \mathcal{D} . The nodes of the digraph correspond to the keys χ of the dynamic programming table Q such that $Q[\chi] \neq \emptyset$, plus a source n_S and a sink n_T . Let χ_i and χ_j be two keys of Q such that $Q[\chi_i] \neq \emptyset$ and $Q[\chi_j] \neq \emptyset$, and let $n(\chi_i)$ and $n(\chi_j)$ be the nodes corresponding to χ_i and χ_j in \mathcal{D} , respectively. There exists an edge directed from $n(\chi_i)$ to $n(\chi_j)$ in \mathcal{D} if $\chi_j \in Q[\chi_i]$. Also, there exists an edge directed from n_S to each node

$n(\sigma)$ such that $\sigma \in \Lambda$. Finally, there exists an edge directed to $n_{\mathcal{T}}$ from each node $n(\chi)$ such that $Q[\chi] = \{\perp\}$. Note that $n_{\mathcal{S}}$ is the unique source of \mathcal{D} , $n_{\mathcal{T}}$ is the unique sink of \mathcal{D} , and \mathcal{D} has no directed cycle. Hence, \mathcal{D} is an $n_{\mathcal{S}}n_{\mathcal{T}}$ -graph.

The exploration of \mathcal{D} performed by our enumeration algorithm is a depth-first traversal, in which every distinct path from $n_{\mathcal{S}}$ to $n_{\mathcal{T}}$ corresponds to an UPSE of G on S . We initialize a current UPSE Γ of G on S as $\Gamma = S$ (where no edge of G is drawn). When the visit traverses an edge of \mathcal{D} directed from a node $n(\chi_i)$ to a node $n(\chi_j)$, it adds to Γ the edges in $E(\chi_j) \setminus E(\chi_i)$, drawn as in χ_j . Note that these are all the edges in $E(\chi_j)$ if $n(\chi_i) = n_{\mathcal{S}}$ and it is an empty set if $n(\chi_j) = n_{\mathcal{T}}$. Whenever the traversal reaches $n_{\mathcal{T}}$, it outputs the constructed UPSE Γ of G on S . When the visit backtracks on a node $n(\chi_i)$ coming from an edge $(n(\chi_i), n(\chi_j))$, it removes from Γ the edges in $E(\chi_j) \setminus E(\chi_i)$.

To prove the correctness of the algorithm, we show what follows:

- (i) Distinct $n_{\mathcal{S}}n_{\mathcal{T}}$ -paths in \mathcal{D} correspond to different UPSEs of G on S .
 - (ii) For each UPSE of G on S , there exists in \mathcal{D} an $n_{\mathcal{S}}n_{\mathcal{T}}$ -path corresponding to it.
- For a directed path \mathcal{P} in \mathcal{D} , let $E(\mathcal{P})$ be the set that contains all the edges in the sets $E(\chi)$, where χ is any key corresponding to a node in \mathcal{P} .

- To prove **Item i**, we proceed by contradiction. Let Γ be an UPSE of G on S that is generated twice by the algorithm, when traversing distinct $n_{\mathcal{S}}n_{\mathcal{T}}$ -paths \mathcal{P}_1 and \mathcal{P}_2 . Let $n(\chi_x)$ be the closest node to $n_{\mathcal{S}}$ in \mathcal{P}_1 and \mathcal{P}_2 such that $(n(\chi_x), n(\chi_1))$ is an edge in \mathcal{P}_1 and $(n(\chi_x), n(\chi_2))$ is an edge in \mathcal{P}_2 , with $n(\chi_1) \neq n(\chi_2)$, where χ_x, χ_1 , and χ_2 are keys of Q . Note that, since the path \mathcal{P}_x from $n_{\mathcal{S}}$ to $n(\chi_x)$ (possibly such a path is a single node if $n_{\mathcal{S}} = n(\chi_x)$) is the same in \mathcal{P}_1 and \mathcal{P}_2 , the restriction Γ_x of Γ to the edge set $E(\mathcal{P}_x)$ is also the same in \mathcal{P}_1 and \mathcal{P}_2 . Hence, the tail v_{χ_x} with largest y -coordinate of an edge in $E(\chi_x)$ is uniquely defined by Γ_x . This implies that the edge sets $E(\chi_1)$ and $E(\chi_2)$ coincide, as they are both obtained from $E(\chi_x)$ by replacing the edges outgoing from v_{χ_x} with the edges incoming into v_{χ_x} in G . Since $E(\chi_1) = E(\chi_2)$ and $\chi_1 \neq \chi_2$, it follows that χ_1 and χ_2 must differ in the way such keys map the tails of the edges incoming into v_{χ_x} to the points of S . Then the UPSEs yielded by \mathcal{P}_1 and \mathcal{P}_2 are different, a contradiction.
- To prove **Item ii**, we show that, if there exists an UPSE Γ of G on S , then there exists a path in \mathcal{D} from $n_{\mathcal{S}}$ to $n_{\mathcal{T}}$ that yields Γ . For $i = 1, \dots, n$, let S_i be the set that consists of the lowest i points of S . Also, for $i = 1, \dots, n-1$, let Γ_i be the restriction of Γ to the vertices of G mapped to S_i and to all their incident edges, including those whose other end-vertex is not in S_i . We claim that there exists a path \mathcal{P}_i in \mathcal{D} that starts from a node n_i and ends at $n_{\mathcal{T}}$ such that: (1) the set $E(\mathcal{P}_i)$ coincides with the set of edges that are embedded in Γ_i ; (2) the embedding of the edges in $E(\mathcal{P}_i)$ defined by the keys χ corresponding to nodes in \mathcal{P}_i is the same as in Γ_i ; and (3) let χ_i be the key corresponding to n_i , then $E(\chi_i)$ contains all and only the edges e of G such that an end-vertex of e is mapped by Γ to a point in S_i and the other end-vertex of e is mapped by Γ to a point not in S_i . The claim implies **Item ii**, as when $i = n-1$, we have that $E(\mathcal{P}_{n-1})$ is the edge set of G , by (1), and that the embedding of the edges in $E(\mathcal{P}_{n-1})$ defined by the keys χ corresponding to nodes in \mathcal{P}_{n-1} is Γ , by (2), hence $(n_{\mathcal{S}}, \chi_{n-1}) \cup \mathcal{P}_{n-1}$ is the desired path from $n_{\mathcal{S}}$ to $n_{\mathcal{T}}$ that yields Γ .

In order to prove the claim, we proceed by induction. In the base case, we have $i = 1$, hence S_1 consists only of the point p_s and Γ_1 is the restriction of Γ to all the edges incident to s . Since Γ is an UPSE, Γ_1 is an embedding of such edges in which s lies on p_s and any two heads of such edges are not aligned with p_s . Hence, by construction, there is a key χ such that $E(\chi)$ consists of the set of edges incident to s , such that $Q[\chi] = \{\perp\}$, and such that the embedding of the edges in $E(\chi)$ on S defined by χ is Γ_1 . It follows

that \mathcal{D} contains a node $n(\chi)$ corresponding to χ , and thus a path $\mathcal{P}_1 = (n(\chi), n_{\mathcal{T}})$ with the properties required by the claim.

For the inductive case, we have $i > 1$. Let p_i be the point of S_i with highest y -coordinate and let v_i be the vertex of G mapped to p_i by Γ . By induction, there exists a path \mathcal{P}_{i-1} in \mathcal{D} that starts from a node n_{i-1} and ends at $n_{\mathcal{T}}$ such that: (1) the set $E(\mathcal{P}_{i-1})$ is the set of edges embedded in Γ_{i-1} ; (2) the embedding of the edges in $E(\mathcal{P}_{i-1})$ defined by the keys corresponding to nodes in \mathcal{P}_{i-1} defines Γ_{i-1} ; and (3) let χ_{i-1} be the key corresponding to n_{i-1} , then $E(\chi_{i-1})$ contains all and only the edges whose end-vertices are mapped by Γ one to a point in S_{i-1} and the other to a point not in S_{i-1} . Note that (3) ensures that all the edges incoming into v_i are in $E(\chi_{i-1})$.

Consider the edge set H_i composed of the edges outgoing from v_i and of the edges in $E(\chi_{i-1})$, except for those incoming into v_i . We prove that H_i is an st -cutset. Indeed, by (3), every edge of G that in Γ starts from a point below p_i and ends at a point above p_i is in $E(\chi_{i-1})$. Then H_i comprises all the edges that start from p_i or from a point below p_i and end at a point above p_i . Hence, the removal of the edges of H_i splits G into two connected subgraphs, one induced by the vertices (including s) mapped by Γ to S_i , and one induced by the vertices (including t) mapped by Γ to the points above p_i .

Since H_i is an st -cutset, there exists a key χ_i such that $E(\chi_i) = H_i$ and the edges of $E(\chi_i)$ are embedded in χ_i as in Γ_i . Note that p_i is the tail of an edge in $E(\chi_i)$ with largest y -coordinate, hence our algorithm, starting from the st -cutset $E(\chi_i)$, removes the edges outgoing from v_i , and adds the edges incoming into v_i , thus it constructs the st -cutset $E(\chi_{i-1})$ and, from there, the key χ_{i-1} in which the edges of $E(\chi_{i-1})$ are mapped as in Γ_{i-1} . The algorithm then inserts χ_{i-1} in $Q[\chi_i]$, and hence the digraph \mathcal{D} contains the edge (n_i, n_{i-1}) , where n_i is the node of \mathcal{D} corresponding to χ_i . This completes the induction, hence the proof of the claim and the one of **Item ii**.

It remains to discuss the running time of our enumeration algorithm. Concerning the set-up time, the table Q can be constructed in $\mathcal{O}(kn^{4k} \log n)$ time, by **Claim 6**. Also, the digraph \mathcal{D} can be constructed in linear time in the size of Q , which is $\mathcal{O}(kn^{4k} \log n)$ by **Claim 5**; indeed, the edges outgoing from a node $n(\chi)$ in \mathcal{D} are those toward the nodes whose corresponding keys are in $Q[\chi]$. Concerning the space usage, again by **Claim 5**, we have that Q and \mathcal{D} have $\mathcal{O}(kn^{4k} \log n)$ size. Finally, we discuss the delay of our algorithm. The paths from $n_{\mathcal{S}}$ to $n_{\mathcal{T}}$ have $\mathcal{O}(n)$ size. Between an UPSE and the next one, at most two paths are traversed (one to backtrack and one to again reach $n_{\mathcal{T}}$). The total number of edges which are deleted from or added to the current embedding when traversing such paths is in $\mathcal{O}(n)$, hence the delay of our algorithm is $\mathcal{O}(n)$. We get the following.

► **Theorem 8.** *Let G be a n -vertex planar st -graph whose maximum st -cut has size k and let S be a set of n points. It is possible to enumerate all UPSEs of G on S with $\mathcal{O}(n)$ delay, using $\mathcal{O}(kn^{4k} \log n)$ space, after $\mathcal{O}(kn^{4k} \log n)$ set-up time.*

5 Planar st -Graphs Composed of Two st -Paths

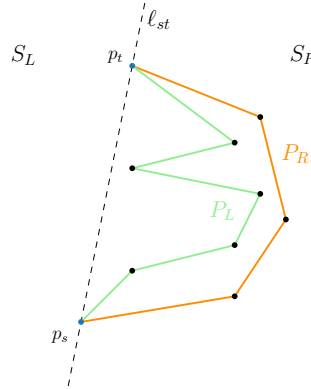
In this section, we discuss a special, and in our opinion interesting, case of **Theorem 7**, namely the one in which the underlying graph of the given planar st -graph is an n -vertex cycle. Applying **Theorem 7** to this setting would yield an $\mathcal{O}(n^8)$ -time testing algorithm. Now, based on a characterization of the positive instances, we give a much faster algorithm for this case, provided that the points of S are in general position.

► **Theorem 9.** *Let G be an n -vertex planar st -graph consisting of two st -paths P_L and P_R , and let S be a pointset with n points in general position. We have that G admits an UPSE on S with P_L to the left of P_R if and only if $|P_L| \geq |\mathcal{H}_L(S)|$ and $|P_R| \geq |\mathcal{H}_R(S)|$. Also, it can be tested in $\mathcal{O}(n \log n)$ time whether G admits an UPSE on S .*

Proof. Provided the characterization in the statement holds, we can easily test whether G admits an UPSE on S by computing the convex hull $\mathcal{CH}(S)$ of S (which can be done in $\mathcal{O}(n \log n)$ time), deriving the sets $\mathcal{H}_L(S)$ and $\mathcal{H}_R(S)$ (which can be done in $\mathcal{O}(n)$ time, by scanning $\mathcal{CH}(S)$), and finally comparing their sizes with the ones of P_L and P_R (which can be done in $\mathcal{O}(1)$ time). Therefore, in the following we focus on proving the characterization.

For the necessity, suppose for a contradiction that there exists an UPSE on S with P_L to the left of P_R and that $|P_L| < |\mathcal{H}_L(S)|$; the case in which $|P_R| < |\mathcal{H}_R(S)|$ is analogous. Since $|P_L \cup P_R| = n$, a vertex d of P_R must be drawn on a point in $\mathcal{H}_L(S)$. Consider the subpath P_d of P_R between s and d . The drawing of P_d splits $\mathcal{CH}(S)$ into two closed regions, to the left and to the right of P_d . In any UPSE of G on S with P_L to the left of P_R , we have that P_L lies in both regions, namely it lies in the region to the left of P_d with the edge incident to s and it lies in the region to the right of P_d at t . Hence, the drawing of P_L crosses the drawing of P_d , and thus the one of P_R , a contradiction.

In the following, we prove the sufficiency by induction on the size of S (and, thus, of $V(G)$). We give some preliminary definitions; see Figures 5–7. Let p_s and p_t be the south and north extreme of S , respectively. Consider the line ℓ_{st} through p_s and p_t . Let S_L (S_R) be the set consisting of the points of S lying in the closed half-plane delimited by ℓ_{st} that includes all points that lie to the left (resp. right) of ℓ_{st} , including p_s and p_t . Note that $\mathcal{H}_L(S) \subseteq S_L$ and $\mathcal{H}_R(S) \subseteq S_R$. Moreover, since S is in general position, it holds that $S_L \cap S_R = \{p_s, p_t\}$.



■ **Figure 5** Illustration for the base case of Theorem 9.

In the base case, it either holds that (a) $S_L = \{p_s, p_t\}$ and $|\mathcal{H}_R(S)| = |P_R|$, or (b) $S_R = \{p_s, p_t\}$ and $|\mathcal{H}_L(S)| = |P_L|$. We discuss the former case (see Figure 5), as the latter case is symmetric. In this case, an UPSE Γ of G on S clearly exists and is, in fact, unique. In particular, the drawing of P_R in Γ coincides with the right envelope $\mathcal{E}_R(S)$ of S , while the drawing of P_L in Γ is the y -monotone polyline that assigns to the j -th internal vertex of P_L (when traversing P_L from s to t) the point of $S_R \setminus \mathcal{H}_R(S)$ with the j -th smallest y -coordinate. Since each of such paths is y -monotone, it is not self-crossing. Also, no edge of P_L crosses an edge of P_R , as the drawing of P_R in Γ coincides with $\mathcal{E}_R(S)$.

If the base case does not hold, then we distinguish two cases based on whether both S_L and S_R contain a vertex different from p_s and p_t (**Case A**), or only one of them does (**Case B**). In the following, we assume that in **Case B** the set S_R contains a vertex different from p_s

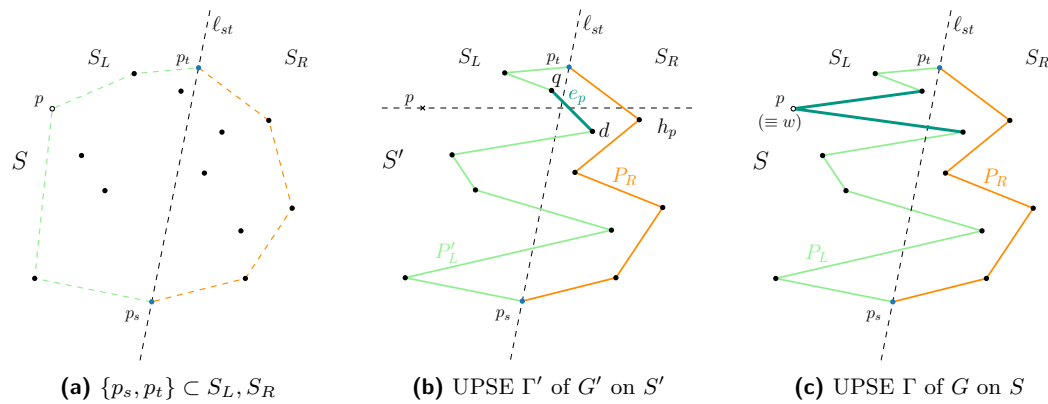
and p_t , the case in which only S_L contains a vertex different from p_s and p_t can be treated symmetrically. More formally, in **Case A** we have that $\{p_s, p_t\} \subset S_L$ and $\{p_s, p_t\} \subset S_R$, whereas in **Case B** we have that $S_L = \{p_s, p_t\}$ and $\{p_s, p_t\} \subset S_R$. Note that, in **Case B**, since the conditions of the base case do not apply and by the hypothesis of the statement, we have that $|P_R| > |\mathcal{H}_R(S)|$ holds.

If **Case A** holds, we distinguish two subcases. In **Case A1**, it holds $|P_L| \geq |S_L|$, whereas in **Case A2**, it holds $|P_L| < |S_L|$. We discuss **Case A1** (see Figure 6); **Case A2** can be treated symmetrically, given that in this case it holds that $|P_R| \geq |S_R|$.

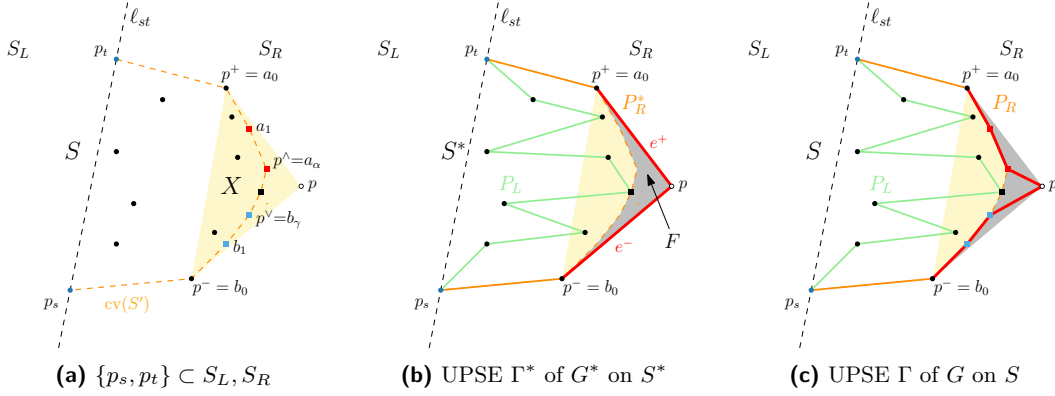
Suppose that **Case A1** holds true. Then $\mathcal{H}_L(S)$ contains a point p different from p_s and p_t ; see Figure 6a. Since by the hypotheses of this case $|P_L| \geq |S_L| \geq |\mathcal{H}_L(S)|$ and $|\mathcal{H}_L(S)| \geq 3$, we have that P_L contains at least one internal vertex. Let $S' = S \setminus \{p\}$, let P'_L be an st -path with $|P'_L| = |P_L| - 1$, and let G' be the planar st -graph $P'_L \cup P_R$. Since $|\mathcal{H}_L(S')| \leq |S_L| - 1$ and since $|S_L| \leq |P_L|$, we have that $|\mathcal{H}_L(S')| \leq |P_L| - 1 = |P'_L|$. Thus, the graph G' and the pointset S' satisfy the conditions of the statement. By induction, we have that G' admits an UPSE Γ' on S' , see Figure 6b.

We show how to modify Γ' to obtain an UPSE Γ of G on S as follows; see Figures 6b and 6c. The drawing of P_R is the same in Γ as in Γ' . Let h_p be the horizontal line passing through p . Since Γ' is an UPSE of G' on S' and since $y(p_s) < y(p) < y(p_t)$, we have that h_p intersects the drawing of P'_L in a single point. Such a point belongs to a segment that is the image of an edge e_p of P'_L . Let d and q be the extremes of such a segment that are the images of the tail and of the head of e_p in Γ' , respectively. We show how to modify the drawing of P'_L to obtain a y -monotone drawing of P_L that does not intersect P_R . To this aim, we replace the drawing of e_p with the y -monotone polyline composed of the segments \overline{dp} and \overline{pq} . Note that such a polyline lies in the interior of the region delimited by the segment \overline{dq} (representing e_p) and by the horizontal rays originating at d and q and directed leftward. Due to the fact that P'_L is represented as a y -monotone polyline in Γ' , such a region is not traversed by the drawing of any edge. Thus, Γ is an UPSE of G on S . We refer to the described procedure as the *p-leftward-outer-extension* of Γ' ; a *p-rightward-outer-extension* of Γ' is defined symmetrically.

If **Case B** holds, recall that $S_L = \{p_s, p_t\} \subset S_R$, and since the base case does not apply, we have that $|P_R| > |\mathcal{H}_R(S)|$. Let p be any point in $\mathcal{H}_R(S) \setminus \{p_s, p_t\}$ and $S' = S \setminus \{p\}$. By the conditions of **Case B**, the path P_R contains at least one internal vertex. We let P'_R be an st -path with $|P'_R| = |P_R| - 1$, and we let G' be the st -graph $P_L \cup P'_R$. We distinguish two cases based on the size of $\mathcal{H}_R(S')$. In **Case B1**, it holds $|P'_R| \geq |\mathcal{H}_R(S')|$, whereas in **Case**



■ **Figure 6** Illustrations for **Case A** in the proof of **Theorem 9**.



■ **Figure 7** Illustrations for **Case B2** in the proof of **Theorem 9**.

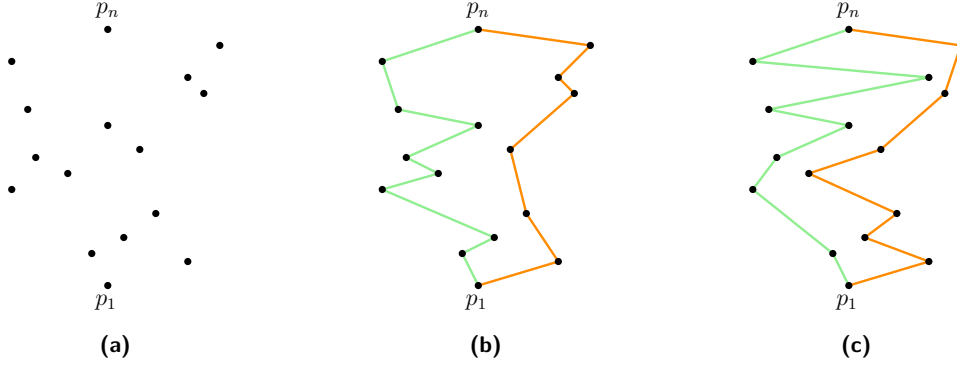
B2, it holds $|P'_R| < |\mathcal{H}_R(S')|$.

In **Case B1**, the pair (G', S') satisfies the conditions of the statement. In particular, it either matches the conditions of the base case or again those of **Case B**. Thus, since $|S'| = |S| - 1$ (and $|V(G')| = |V(G)| - 1$), we can inductively construct an UPSE Γ' of G' on S' , and obtain an UPSE of G on S via a p -rightward-outer-extension of Γ' .

In **Case B2**, which is the most interesting, we proceed as follows; see **Figure 7**. Let p^+ be the point of $\mathcal{H}_R(S)$ with the smallest y -coordinate and above p and let p^- be the point of $\mathcal{H}_R(S)$ with the largest y -coordinate and below p . Let X be the set of points of S that lie in the interior of the triangle $\Delta p^+ p p^-$, including p^+ and p^- and excluding p . Clearly, the right envelope of $\mathcal{CH}(X)$ forms a subpath of the right envelope of $\mathcal{CH}(S')$. The set $\mathcal{H}_R(X)$ consists of p^-, p^+ , and of k vertices not belonging to $\mathcal{H}_R(S)$, depicted as squares in **Figure 7a**. Denote by $k^* = |P_R| - |\mathcal{H}_R(S)|$ the number of points in the interior of $\mathcal{CH}(S)$ that need to be the image of a vertex of P_R in an UPSE of G on S . Observe that $k > k^* > 0$ holds true. Indeed, $k^* > 0$ holds true since (G, S) does not satisfy the conditions of the base case, and $k > k^*$ holds true since (G, S) does not satisfy the conditions of **Case B1**. Let p^{\wedge} be the point of $\mathcal{H}_R(S')$ with the smallest y -coordinate and above p , and let p^{\vee} be the point with the largest y -coordinate and below p . Up to renaming, let $a_0 = p^+, a_1, \dots, a_{\alpha} = p^{\wedge}$ be the subsequence of points of $\mathcal{E}_R(X)$ encountered when traversing $\mathcal{E}_R(X)$ from p^+ to p^{\wedge} and observe that these points have decreasing y -coordinates. Similarly, let $b_0 = p^-, b_1, \dots, b_{\gamma} = p^{\vee}$ be the subsequence of points of $\mathcal{E}_R(X)$ encountered when traversing $\mathcal{E}_R(X)$ from p^- to p^{\vee} and observe that these points have increasing y -coordinates. We define the set $X^* \subset \mathcal{H}_R(X)$ as follows. If $k^* \leq \alpha$, then let $X_{\wedge}^* = \{a_i | 1 \leq i \leq k^*\}$ and $X_{\vee}^* = \emptyset$, otherwise let $X_{\wedge}^* = \{a_i | 1 \leq i \leq \alpha\}$ and $X_{\vee}^* = \{b_i | 1 \leq i \leq k^* - \alpha\}$. In both cases, let $X^* = X_{\wedge}^* \cup X_{\vee}^*$. Observe that $|X^*| = k^*$. Also, by the definition of k^* , the path P_R contains $|\mathcal{H}_R(S)| - 2 + k^*$ internal vertices and since $|\mathcal{H}_R(S)| \geq 3$ in **Case B**, we have that P_R contains at least $k^* + 1$ internal vertices.

Let $S^* = S \setminus X^*$, let P_R^* be an st -path with $|P_R| - k^*$ vertices, and let G^* be the st -graph $P_L \cup P_R^*$. We have that the pair (G^*, S^*) satisfies the conditions of the statement, and in particular the base case. In fact, $|P_R^*| = |P_R| - k^*$, and by the definition of k^* , we have that $|P_R^*| - k^* = |\mathcal{H}_R(S)|$. Moreover, by construction, $\mathcal{H}_R(S) = \mathcal{H}_R(S^*)$, since the vertices of X^* lie in the interior of $\mathcal{CH}(S)$. Thus, since $|S^*| = |S| - k^*$, by induction G^* admits an UPSE Γ^* on S^* ; see **Figure 7b**.

We now show how to transform Γ^* into an UPSE Γ of G on S . Since the base case applies to (G^*, S^*) , we have that the endpoints of the edges of P_R^* are consecutive along $\mathcal{E}_R(S)$.



■ **Figure 8** Two non-crossing monotone Hamiltonian cycles on the same pointset.

In particular, there exist two adjacent edges e^- and e^+ of P_R^* such that the tail of e^- is mapped to p^- , the head of e^- , which is the tail of e^+ , is mapped to p , and the head of e^+ is mapped to p^+ . Therefore, the UPSE Γ of G on S can be obtained from Γ^* as follows; see Figure 7c. We initialize $\Gamma = \Gamma^*$. The drawing of P_L is the same in Γ as in Γ^* . Next, we show how to modify the drawing of P_R^* to obtain a y -monotone drawing P_R that does intersect the drawing of P_L and uses the same points as P_L^* and the points in X^* . To this aim, we replace the drawing of e^+ with the (unique) y -monotone polyline connecting p and p^+ that passes through all the points in X_\wedge^* . Also, we replace the drawing of e^- with the (unique) y -monotone polyline connecting p^- and p that passes through all the points in X_\vee^* ; note that X_\vee^* might be empty, in which case the polyline still coincides with the drawing of e^- . This concludes the construction of Γ . To see that Γ is an UPSE of G on S observe that the above polylines (i) are each non-self-crossing, as they are y -monotone, (ii) do not cross with each other as they entirely lie either above or below p (and only meet at p), and (iii) do not cross any edge of Γ' as they lie in the region F (shaded gray in Figures 7b and 7c) obtained by subtracting from the triangle $\Delta p^+ p p^-$ (interpreted as a closed region) all the points of $\mathcal{CH}(X)$. Indeed, observe that in Γ^* , the region F is not traversed by any edge and that the only points of S^* that lie on the boundary of F are p and the points in $\mathcal{H}_R(X) \setminus X^*$. ◀

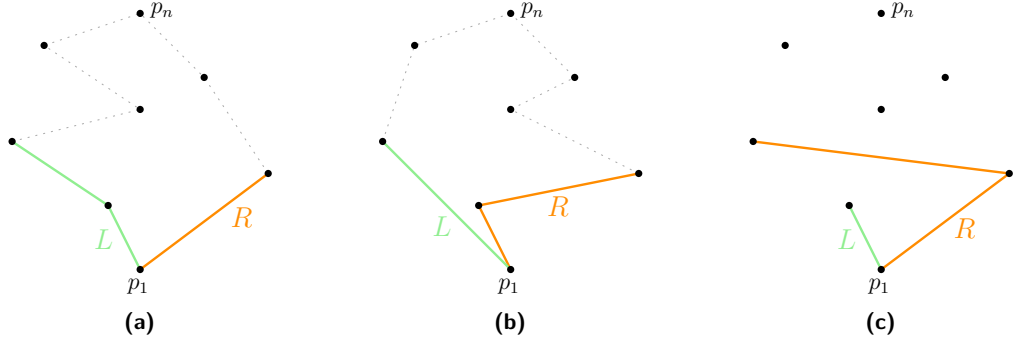
6 Enumerating Non-crossing Monotone Hamiltonian Cycles

Theorem 9 allows us to test whether an n -vertex planar st -graph G composed of two st -paths can be embedded as a non-crossing monotone Hamiltonian cycle on a set S of n points. We now show an efficient algorithm for enumerating *all* the non-crossing monotone Hamiltonian cycles on S . Figure 8 shows two non-crossing monotone Hamiltonian cycles on a pointset.

► **Theorem 10.** *Let S be a set of n points. It is possible to enumerate all the non-crossing monotone Hamiltonian cycles on S with $\mathcal{O}(n)$ delay, using $\mathcal{O}(n^2)$ space, after $\mathcal{O}(n^2)$ set-up time.*

Let p_1, \dots, p_n be the points of S , ordered by increasing y -coordinates. This order can be computed in $\mathcal{O}(n \log n)$ time. For $i \in [n]$, let $S_i = \{p_1, \dots, p_i\}$. A *bipath* B on S_i consists of two non-crossing monotone paths L and R on S_i , each of which might be a single point, such that (see Figure 9):

- (i) L and R start at p_1 ;
- (ii) each point of S_i is the image of an endpoint of a segment of B ; and
- (iii) if L and R both have at least one segment, then L is to the left of R .



■ **Figure 9** Three bipaths on S_4 . The first two bipaths are extendible, while the third one is not. Dotted lines complete non-crossing Hamiltonian cycles on S whose restriction to S_4 is the bipath.



■ **Figure 10** (a) Region $\mathcal{R}(B)$ for a bipath B with $\ell(B) > r(B)$. (b) Region $\mathcal{L}(B)$ for a bipath B with $r(B) > \ell(B)$.

We say that a bipath B is *extendible* if there exists a non-crossing monotone Hamiltonian cycle on S whose restriction to S_i is B . Consider a bipath B on S_i with $1 < i < n$. Let $p_{\ell(B)}$ and $p_{r(B)}$ be the endpoints of L and R with the highest y -coordinate, respectively. Suppose first that $\ell(B) > r(B)$, that is, $p_{\ell(B)}$ is higher than $p_{r(B)}$. Then note that $\ell(B) = i$; also, it might be that $r(B) = 1$. Consider the ray $\rho(p_{r(B)}, S_{\ell(B)} \setminus S_{r(B)})$; recall that this is the rightmost ray starting at $p_{r(B)}$ and passing through a point of $S_{\ell(B)} \setminus S_{r(B)}$. We denote by $\mathcal{R}(B)$ the open region of the plane strictly to the right of $\rho(p_{r(B)}, S_{\ell(B)} \setminus S_{r(B)})$ and strictly above the horizontal line through $p_{\ell(B)}$; see Figure 10a. Similarly, if $p_{r(B)}$ is higher than $p_{\ell(B)}$, then $\mathcal{L}(B)$ is the open region of the plane strictly to the left of the leftmost ray $\ell(p_{\ell(B)}, S_{r(B)} \setminus S_{\ell(B)})$ from $p_{\ell(B)}$ through a point of $S_{r(B)} \setminus S_{\ell(B)}$ and strictly above the horizontal line through $p_{r(B)}$; see Figure 10b.

For any $i \in [n - 1]$, we say that a bipath B on S_i is *safe* if:

- (i) $i = 1$; or
- (ii) $i > 1$, $p_{\ell(B)}$ is higher than $p_{r(B)}$, and $|\mathcal{R}(B) \cap S| \geq 1$; or
- (iii) $i > 1$, $p_{r(B)}$ is higher than $p_{\ell(B)}$, and $|\mathcal{L}(B) \cap S| \geq 1$.

We have the following lemma.

► **Lemma 11.** *A bipath B is extendible if and only if it is safe.*

Proof. First, we prove the necessity. Suppose that B is extendible and let C be any non-crossing monotone Hamiltonian cycle on S whose restriction to S_i is B . Also suppose, for a contradiction, that B is not safe, which implies that $i > 1$. Assume that $p_{\ell(B)}$ is higher than



■ **Figure 11** Since the point p on the ray $\rho(p_{r(B)}, S \setminus S_i)$ defines a segment $\overline{p_{r(B)}p}$ which is on the boundary of the convex hull of $S \setminus S_{r(B)-1}$ (the convex hull is shaded light-gray), we can complete R via the boundary of the convex hull and L via the remaining points.

$p_{r(B)}$, as the other case is symmetric. Then we have $\mathcal{R}(B) \cap S = \emptyset$. Let $\overline{p_{r(B)}p'_{r(B)}}$ be the segment of C such that $y(p'_{r(B)}) > y(p_{r(B)})$. Since all points in $S_{\ell(B)} \setminus S_{r(B)}$ belong to L , we have $p'_{r(B)}$ lies strictly above the horizontal line through $p_{\ell(B)}$. This, together with the fact that S contains no point strictly above the horizontal line through $p_{\ell(B)}$ and to the right of the ray $\rho(p_{r(B)}, S_{\ell(B)} \setminus S_{r(B)})$, implies that the ray $\rho(p_{r(B)}p'_{r(B)})$ lies to the left of the ray $\rho(p_{r(B)}, S_{\ell(B)} \setminus S_{r(B)})$, which implies that the segment $(p_{r(B)}, p'_{r(B)})$ crosses the path L , a contradiction to the fact that C is non-crossing.

Second, we prove the sufficiency. Suppose that B is safe. We show how to construct a non-crossing monotone Hamiltonian cycle C on S whose restriction to S_i is B . Assume first that $i = 1$. Then C can be constructed as the union of two monotone paths. The first path is one of the two paths between s and t on the boundary of the convex hull of S . The second path from s to t traverses all the points of S that are not on the first path, in increasing order of y -coordinate. Assume next that $i > 1$ and refer to Figure 11. Assume also that $p_{\ell(B)}$ is higher than $p_{r(B)}$, as the other case is symmetric. Then $\mathcal{R}(B)$ contains some points of S . Consider the rightmost ray $\rho(p_{r(B)}, S \setminus S_i)$ starting from $p_{r(B)}$ and passing through a point p in $S \setminus S_i$. Observe that $\overline{p_{r(B)}p}$ is a segment on the boundary of the convex hull of $S \setminus S_{r(B)-1}$. Hence, we can augment R so that it becomes a monotone path from s to t , by adding to it the part of the boundary of the convex hull of $S \setminus S_{r(B)-1}$ from $p_{r(B)}$ to t (by proceeding in counter-clockwise direction on this boundary from $p_{r(B)}$ to t). Also, we can augment L so that it becomes a monotone path from s to t by making it pass through all the points in $S \setminus S_i$ that are not used by R , and finishing at t . ◀

We now describe our algorithm. The algorithm implicitly defines and explores a search tree T . The leaves of T have level n and correspond to non-crossing monotone Hamiltonian cycles on S . The internal nodes at level i correspond to extensible bipaths on S_i and have at most two children each. The exploration of T performed by our enumeration algorithm is a depth-first traversal. When a node μ is visited, the number of its children is established. If μ has at least one child, the visit proceeds with any child of μ . Otherwise, μ is a leaf; then the visit proceeds with any unvisited child of the ancestor of μ that has largest level, among the ancestors of μ that have unvisited children.

- The algorithm starts at the root of T , which corresponds to the (unique) safe bipath on S_1 .
- At each node μ at level $i \in [n - 2]$ of T , corresponding to a bipath $B(\mu)$, we construct either one or two bipaths on S_{i+1} , associated with either one or two children of μ ,

respectively. Let $L(\mu)$ and $R(\mu)$ be the left and right non-crossing monotone paths composing $B(\mu)$, respectively, and let $p_{\ell(B(\mu))}$ and $p_{r(B(\mu))}$ be the endpoints of $L(\mu)$ and $R(\mu)$ with the highest y -coordinate, respectively. If $\overline{p_{\ell(B(\mu))}p_{i+1}}$ does not cross $R(\mu)$, then let $B_L = B(\mu) \cup \overline{p_{\ell(B(\mu))}p_{i+1}}$. We test whether B_L is a safe bipath and, in the positive case, add to μ a child μ_L corresponding to B_L . Analogously, if $\overline{p_{r(B(\mu))}p_{i+1}}$ does not cross $L(\mu)$, then we test whether $B_R = B(\mu) \cup \overline{p_{r(B(\mu))}p_{i+1}}$ is a safe bipath and, in the positive case, add to μ a child μ_R corresponding to B_R . Note that the algorithm guarantees that each node at a level smaller than or equal to $n - 1$ of T is safe, and thus, by Lemma 11, extensible.

- Finally, at each node μ at level $n - 1$, we add a leaf λ to μ corresponding to the non-crossing monotone Hamiltonian cycle $B(\mu) \cup \overline{p_{\ell(B(\mu))}p_n} \cup \overline{p_{r(B(\mu))}p_n}$. Note that, since μ is extensible, such a cycle is indeed non-crossing.

In order to complete the proof of Theorem 10, we show what follows:

- (i) Each node of T at level $i \neq n$ is internal.
- (ii) Each leaf corresponds to a non-crossing monotone Hamiltonian cycle on S .
- (iii) Distinct leaves correspond to different non-crossing monotone Hamiltonian cycles on S .
- (iv) For each non-crossing monotone Hamiltonian cycle on S , there exists a leaf of T corresponding to it.
- (v) Using $\mathcal{O}(n^2)$ pre-processing time and $\mathcal{O}(n^2)$ space, the algorithm enumerates each non-crossing monotone Hamiltonian cycle on S with $\mathcal{O}(n)$ delay.

- To prove Item i, we show that the leaves of T have all level n . Consider a node μ of T with level $i < n - 1$, we prove that it has a child in T . Recall that $B(\mu)$ is safe, otherwise it would not have been added to T , and thus, by Lemma 11, it is extensible. Hence, there exists a non-crossing monotone Hamiltonian cycle C on S whose restriction to S_i is $B(\mu)$. Also, the restriction of C to S_{i+1} is a bipath $B'(\mu)$ on S_{i+1} which coincides with $B(\mu)$, except that it contains either the segment $\overline{p_{\ell(B(\mu))}p_{i+1}}$ or the segment $\overline{p_{r(B(\mu))}p_{i+1}}$. Since $B'(\mu)$ is the restriction of C to S_{i+1} , it is extensible and thus, by Lemma 11, it is safe. It follows that μ has a child corresponding to $B'(\mu)$, which is inserted in T when adding either the segment $\overline{p_{\ell(B(\mu))}p_{i+1}}$ or the segment $\overline{p_{r(B(\mu))}p_{i+1}}$ to $B(\mu)$. The proof that a node with level $n - 1$ is not a leaf is analogous.
- To prove Item ii, consider a leaf λ and its parent μ in T . Note that μ is associated with a safe bipath $B(\mu)$ on S_{n-1} ; by Lemma 11, we have that $B(\mu)$ is extensible. Since $B(\mu)$ is extensible, the (unique) monotone Hamiltonian cycle on S whose restriction to S_{n-1} is $B(\mu)$ is non-crossing. This cycle corresponds to λ and is added to T when visiting μ .
- To prove Item iii, suppose for a contradiction that there exist two leaves λ_1 and λ_2 associated with two monotone Hamiltonian cycles C_1 and C_2 , respectively, with $C_1 = C_2$. Let μ be the lowest common ancestor of λ_1 and λ_2 in T . Let j be the level of μ . Denote by μ_i the child of μ leading to λ_i , with $i \in \{1, 2\}$. By the construction of T , we have that exactly one of the bipaths $B(\mu_1)$ and $B(\mu_2)$ contains the segment $\overline{p_{\ell(B(\mu))}p_{j+1}}$, while the other one contains the segment $\overline{p_{r(B(\mu))}p_{j+1}}$. This contradicts the fact that $C_1 = C_2$.
- To prove Item iv, let C be a non-crossing monotone Hamiltonian cycle on S . Consider the safe bipath B on S_{n-1} obtained by removing from C the point p_n , together with its two incident segments. It suffices to show that T contains a node μ such that $B = B(\mu)$. In fact, in this case, μ is an extensible node of level $n - 1$ whose unique child in T is the leaf corresponding to C . To prove that T contains such a node μ , we prove by induction that, for every level $i = 1, \dots, n - 1$, the tree T contains a node corresponding to the restriction B_i of B to S_i . The base case trivially holds. For the inductive case, suppose



■ **Figure 12** Extensibility of a bipath B whose monotone st -paths L and R end at points p_ℓ and p_r with a segment $\overline{p_\ell p_{i+1}}$. In (a) the segment $\overline{p_\ell p_{i+1}}$ does not cross B , while in (b) it does.

that T contains a node ν whose associated bipath $B(\nu)$ is B_{i-1} . Then B_i is obtained by adding either the segment $\overline{p_{\ell(B(\nu))} p_i}$ or the segment $\overline{p_{r(B(\nu))} p_i}$ to B_{i-1} . Since B_i is extensible, by Lemma 11 it is safe, and hence ν has a child in T corresponding to B_i .

- Finally, we prove Item v. To this aim, we compute in $\mathcal{O}(n^2)$ time two tables C and D . The first one allows us to quickly test whether a bipath on S_i can be extended to a bipath on S_{i+1} (so that no crossing is introduced). The second table allows us to quickly test whether a bipath on S_i is safe.

We first describe the computation of the table C , which has $\mathcal{O}(n^2)$ size, can be computed in $\mathcal{O}(n^2)$ time, and allows us to answer in $\mathcal{O}(1)$ time the following questions: Given a bipath B on S_i composed of the monotone st -paths L and R respectively ending at points p_ℓ and p_r , is $B \cup \overline{p_\ell p_{i+1}}$ a bipath on S_{i+1} and is $B \cup \overline{p_r p_{i+1}}$ a bipath on S_{i+1} ? That is, the table allows us to test whether the segment $\overline{p_\ell p_{i+1}}$ crosses any edge of R and whether the segment $\overline{p_r p_{i+1}}$ crosses any edge of L .

We only discuss how C allows us to decide whether the segment $\overline{p_\ell p_{i+1}}$ crosses any edge of R , as the arguments for deciding whether the segment $\overline{p_r p_{i+1}}$ crosses any edge of L are analogous. If $i = \ell$, then obviously the segment $\overline{p_\ell p_{i+1}}$ does not cross any edge of R , as it lies completely above R . So in the following we assume that $i = r$, that is, the point p_ℓ is lower than p_r , which is the highest point of S_i . This implies that R contains the polyline $(p_{\ell+1}, p_{\ell+2}, \dots, p_r)$, as in Figure 12a.

A key point for our efficient test is that whether $B \cup \overline{p_\ell p_{r+1}}$ is a bipath only depends on the points $p_\ell, p_{\ell+1}, \dots, p_r, p_{r+1}$, and not on the points lower than p_ℓ . In particular, let p_x be the point of S_i with $x < \ell$ such that the segment $\overline{p_x p_{\ell+1}}$ belongs to R . Then the actual placement of p_x does not matter for whether $\overline{p_\ell p_{r+1}}$ crosses $\overline{p_x p_{\ell+1}}$ or not, see Figure 12b. This is formalized in the following claim.

▷ **Claim 12.** Let B be a bipath on S_i composed of two monotone st -paths L and R ending at points p_ℓ and p_r , where $\ell < r$, and let p_x be the point of S_i with $x < \ell$ such that the segment $\overline{p_x p_{\ell+1}}$ belongs to R . Also, let q_ℓ be any point on the horizontal line h_ℓ through p_ℓ , to the right of every point in S . Then the segment $\overline{p_\ell p_{r+1}}$ crosses $\overline{p_x p_{\ell+1}}$ if and only if it crosses $\overline{q_\ell p_{\ell+1}}$.

Proof. Suppose that $\overline{p_\ell p_{r+1}}$ crosses $\overline{p_x p_{\ell+1}}$. We prove that $\overline{p_\ell p_{r+1}}$ crosses $\overline{q_\ell p_{\ell+1}}$, as well. The proof for the opposite direction is analogous. Let r_h be the intersection point of $\overline{p_x p_{\ell+1}}$ with h_ℓ . Since $\overline{p_x p_{\ell+1}}$ belongs to R , we have that r_h lies to the right of p_ℓ . This implies that, by rotating a ray $\rho(p_\ell, p_{\ell+1})$ starting from p_ℓ and passing through $p_{\ell+1}$ in



■ **Figure 13** Computation of the value of the entry $C[p_\ell, p_j, L]$. In (a) we have $\alpha_j \leq \alpha$, hence $C[p_\ell, p_j, L] = \text{False}$, while in (b) we have $\alpha_j > \alpha$, hence $C[p_\ell, p_j, L] = \text{True}$.

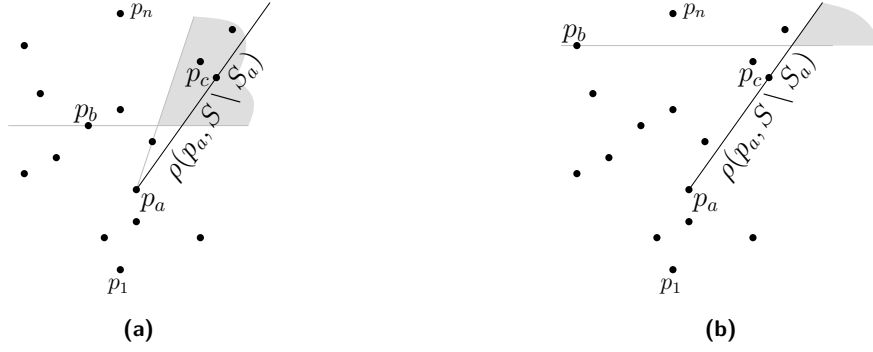
clockwise direction, around p_ℓ , the point p_{r+1} is encountered before r_h . It follows that, by rotating $\rho(p_\ell, p_{\ell+1})$ in clockwise direction around p_ℓ , the point p_{r+1} is encountered before q_ℓ , as well, since the ray starting at p_ℓ and passing through q_ℓ is the same as the ray starting at p_ℓ and passing through r_h . Hence, $\overline{p_\ell p_{r+1}}$ crosses $\overline{q_\ell p_{\ell+1}}$. ◀

A corollary of [Claim 12](#) is that the segment $\overline{p_\ell p_{r+1}}$ crosses a bipath B on S_i composed of two monotone st -paths ending at points p_ℓ and p_r , with $\ell < r$, if and only if it crosses any other bipath B' on S_i composed of two monotone st -paths ending at points p_ℓ and p_r . This is obvious if the crossing involves a segment $\overline{p_y p_{y+1}}$, for some $y \in \{\ell+1, \ell+2, \dots, r-1\}$, as such a segment belongs both to B and to B' , whereas it comes from [Claim 12](#) if the crossing involves a segment $\overline{p_x p_{\ell+1}}$ of B or B' with $x < \ell$.

We are now ready to describe the table C and its computation in greater detail. The table C is indexed by triples $\langle p_\ell, p_r, X \rangle$, where p_ℓ and p_r are distinct points in S and $X \in \{L, R\}$. Note that C has $\mathcal{O}(n^2)$ entries. Let $i = \max\{\ell, r\}$. The entry $C[p_\ell, p_r, L]$ is **True** if and only if the segment $\overline{p_\ell p_{i+1}}$ does not cross any bipath B on S_i composed of two monotone st -paths L and R ending at points p_ℓ and p_r , if such a bipath exists, otherwise the value of $C[p_\ell, p_r, L]$ is irrelevant. Likewise, the entry $C[p_\ell, p_r, R]$ is **True** if and only if the segment $\overline{p_r p_{i+1}}$ does not cross any bipath B on S_i composed of two monotone st -paths L and R ending at points p_ℓ and p_r , if such a bipath exists, otherwise the value of $C[p_\ell, p_r, R]$ is irrelevant.

We show how to compute the entries $C[p_\ell, p_r, L]$, the computation of the entries $C[p_\ell, p_r, R]$ is done analogously. As discussed before, if $\ell > r$, then $C[p_\ell, p_r, L] = \text{True}$; this condition can be verified in $\mathcal{O}(1)$ time, hence in $\mathcal{O}(n^2)$ time over all entries of C . Assume now that $\ell < r = i$. A simple way of computing $C[p_\ell, p_r, L]$ would consist of verifying whether $\overline{p_\ell p_{r+1}}$ intersects any of the segments $\overline{q_\ell p_{\ell+1}}, \overline{p_{\ell+1} p_{\ell+2}}, \dots, \overline{p_{r-1} p_r}$. However, this would take $\Omega(r - \ell)$ time per entry, which would sum up to $\Omega(n^3)$ over all entries of C . Instead, for each fixed $\ell \in [n-2]$, we compute all the entries $C[p_\ell, p_r, L]$ with $r = \ell+1, \ell+2, \dots, n-1$ in overall $\mathcal{O}(n)$ time, as described below. This sums up to $\mathcal{O}(n^2)$ time over all the entries $C[p_\ell, p_r, L]$ of C with $\ell = 1, 2, \dots, n-2$ and $r = \ell+1, \ell+2, \dots, n-1$.

Initialize a value α to the angle that is defined by a counter-clockwise rotation around p_ℓ of a horizontal ray starting at p_ℓ and directed rightward, so that the rotation stops when the ray passes through $p_{\ell+1}$. We now look at the values $j = \ell+1, \ell+2, \dots, n-1$ one by one. When we look at a value j , we compute the angle α_j that is defined by a counter-clockwise rotation around p_ℓ of a horizontal ray starting at p_ℓ and directed rightward, so that the rotation stops when the ray passes through p_{j+1} . Two cases can happen. If $\alpha_j \leq \alpha$, as in [Figure 13a](#), then we leave α unaltered and we set $C[p_\ell, p_j, L] = \text{False}$. Otherwise, that is, if $\alpha_j > \alpha$, as in [Figure 13b](#), then we set α to the value of α_j and we



■ **Figure 14** (a) For any $b \in \{a+1, a+2, \dots, c-1\}$, we have that p_c is in $\mathcal{R}(p_a, p_b)$. (b) For any $b \in \{c, c+1, \dots, n\}$, we have that $\mathcal{R}(p_a, p_b)$ is empty. Region $\mathcal{R}(p_a, p_b)$ is shaded gray.

set $C[p_\ell, p_j, L] = \text{True}$.

Clearly, this computation takes $\mathcal{O}(1)$ per value j , hence $\mathcal{O}(n)$ time for all the entries $C[p_\ell, p_r, L]$ with $r = \ell+1, \ell+2, \dots, n-1$, and thus $\mathcal{O}(n^2)$ time over all the entries $C[p_\ell, p_r, L]$ of C . Concerning the correctness of the computed values, let q_1, \dots, q_n be n points such that, for $i = 1, \dots, n$, the point q_i has the same y -coordinate as p_i and lies to the right of every point p_j with $j = 1, \dots, n$. It suffices to observe that the straight-line segment $\overline{p_\ell p_{j+1}}$ does not cross the polyline $(q_\ell, p_{\ell+1}, p_{\ell+2}, \dots, p_j)$ if and only if a counter-clockwise rotation around p_ℓ of a horizontal ray starting at p_ℓ and directed rightward passes through all of $q_\ell, p_{\ell+1}, p_{\ell+2}, \dots, p_j$ before passing through p_{j+1} . This is expressed by the condition $\alpha_j > \alpha$. As discussed before, assuming that a bipath B on S_j composed of two monotone st -paths ending at p_ℓ and p_j exists, the straight-line segment $\overline{p_\ell p_{j+1}}$ crosses B if and only if it crosses the polyline $(q_\ell, p_{\ell+1}, p_{\ell+2}, \dots, p_j)$, from which the correctness of the computed entry values follows.

We now turn our attention to the computation of the table D , which has $\mathcal{O}(n^2)$ size and allows us to test in $\mathcal{O}(1)$ time whether a bipath B on S_i , with $i \in \{2, \dots, n-1\}$, is safe. The table D is indexed by triples $\langle p_a, p_b, X \rangle$, where $p_a, p_b \in S$ with $a < b$ and $X \in \{L, R\}$. Each entry of D contains a Boolean value $D[p_a, p_b, X]$ defined as follows.

- Suppose that $X = R$. Consider the rightmost ray $\rho(p_a, S_b \setminus S_a)$ starting from p_a and passing through a point in $S_b \setminus S_a$. We denote by $\mathcal{R}(p_a, p_b)$ the open region of the plane strictly to the right of $\rho(p_a, S_b \setminus S_a)$ and strictly above the horizontal line through p_b . Then, $D[p_a, p_b, R] = \text{True}$ if and only if $\mathcal{R}(p_a, p_b) \cap S \neq \emptyset$.
- Suppose now that $X = L$. Consider the leftmost ray $\ell(p_a, S_b \setminus S_a)$ starting from p_a and passing through a point in $S_b \setminus S_a$. We denote by $\mathcal{L}(p_a, p_b)$ the open region of the plane strictly to the left of the ray $\ell(p_a, S_b \setminus S_a)$ and strictly above the horizontal line passing through p_b . Then, $D[p_a, p_b, L] = \text{True}$ if and only if $\mathcal{L}(p_a, p_b) \cap S \neq \emptyset$.

For each fixed $a \in [n-1]$, we show how to compute all the entries $D[p_a, p_b, R]$ with $b = a+1, a+2, \dots, n$ in overall $\mathcal{O}(n)$ time. This sums up to $\mathcal{O}(n^2)$ time over all the entries $D[p_a, p_b, R]$ of D with $a = 1, 2, \dots, n-1$ and $b = a+1, a+2, \dots, n$. The computation of the entries $D[p_a, p_b, L]$ of D is done symmetrically.

We compute the point p_c with $c > a$ such that the ray $\rho(p_a, p_c) = \rho(p_a, S \setminus S_a)$ is the rightmost among the rays starting from p_a and passing through a point in $S \setminus S_a$. This can be done in $\mathcal{O}(n)$ time by inspecting the points $p_{a+1}, p_{a+2}, \dots, p_n$. Then, we set

$D[p_a, p_b, R] = \text{True}$ for all the points p_b with $b = a + 1, a + 2, \dots, c - 1$ and $D[p_a, p_b, R] = \text{False}$ for all the points p_b with $b = c, c + 1, \dots, n$. Indeed, for any $b \in \{a + 1, a + 2, \dots, c - 1\}$, we have that p_c is in $\mathcal{R}(p_a, p_b)$, since it is strictly above the horizontal line through p_b (given that $b < c$) and strictly to the right of the ray $\rho(p_a, p_b)$ (given that $\rho(p_a, p_c)$ is the rightmost among the rays starting from p_a and passing through a point in $S \setminus S_a$); see Figure 14a. Also, for any $b \in \{c, c + 1, \dots, n\}$, we have that p_c is in $S_b \setminus S_a$, and, by definition of p_c , no point is strictly to the right of the ray $\rho(p_a, p_c)$, hence $\mathcal{R}(p_a, p_b)$ is empty; see Figure 14b.

This concludes the description of the $\mathcal{O}(n^2)$ -time computation of the tables C and D . Due to these tables, the computation performed by the enumeration algorithm at each node of the search tree T takes $\mathcal{O}(1)$ time. Indeed, consider a node μ of T associated to a safe bipath B composed of two monotone st -paths ending at the points p_ℓ and p_r . Let $i = \max\{\ell, r\}$. By means of the value $C[p_\ell, p_r, L]$ and $D[p_r, p_{i+1}, R]$, we can respectively test in $\mathcal{O}(1)$ time whether $B' := B \cup \overline{p_\ell p_{i+1}}$ is a bipath and, in case it is, whether it is safe. If B' is a safe bipath, then the algorithm adds to μ a child corresponding to B' , and the traversal continues on that child. Once the traversal backtracks to μ again, or if B' was not a safe bipath in the first place, by means of the values $C[p_\ell, p_r, R]$ and $D[p_\ell, p_{i+1}, L]$, we can respectively test in $\mathcal{O}(1)$ time whether $B'' := B \cup \overline{p_r p_{i+1}}$ is a bipath and, in case it is, whether it is safe. If B'' is a safe bipath, then the algorithm adds to μ a child corresponding to B'' , and the traversal continues on that child. Since the computation at each node takes $\mathcal{O}(1)$ time and since T has n levels, it follows that the algorithm's delay is in $\mathcal{O}(n)$.

Items i–v complete the proof of Theorem 10.

7 Conclusions and Open Problems

We addressed basic pointset embeddability problems for upward planar graphs. We proved that UPSE testing is NP-hard even for planar st -graphs composed of internally-disjoint st -paths and for directed trees composed of directed root-to-leaf paths. For planar st -graphs, we showed that UPSE TESTING can be solved in $\mathcal{O}(n^{4k})$ time, where k is the maximum st -cutset of G , and we provided an algorithm to enumerate all UPSEs of G on S with $\mathcal{O}(n)$ worst-case delay. We also showed how to enumerate all monotone polygonalizations of a given pointset with $\mathcal{O}(n)$ worst-case delay. We point out the following open problems.

- Our NP-hardness proofs for UPSE TESTING use the fact that the points are not in general position. Given a directed tree T on n vertices and a set S of n points *in general position*, is it NP-hard to decide whether T has an UPSE on S ?
- Can UPSE TESTING be solved in polynomial time or does it remain NP-hard if the input is a *maximal* planar st -graph?
- We proved that UPSE TESTING for a planar st -graph is in XP with respect to the size of the maximum st -cutset of G . Is the problem in FPT with respect to the same parameter? Are there other interesting parameterizations for the problem?
- Let S be a pointset and \mathcal{P} be a non-crossing path on a subset of S . Is it possible to decide in polynomial time whether \mathcal{P} can be extended to a polygonalization of S ? A positive answer would imply an algorithm with polynomial delay for enumerating the polygonalizations of a pointset, with the same approach as the one we adopted in this paper for monotone polygonalizations.

References

- 1 Victor Alvarez, Karl Bringmann, Radu Curticapean, and Saurabh Ray. Counting triangulations and other crossing-free structures via onion layers. *Discret. Comput. Geom.*, 53(4):675–690, 2015. doi:10.1007/S00454-015-9672-3.
- 2 Patrizio Angelini, Fabrizio Frati, Markus Geyer, Michael Kaufmann, Tamara Mchedlidze, and Antonios Symvonis. Upward geometric graph embeddings into point sets. In Ulrik Brandes and Sabine Cornelsen, editors, *18th International Symposium on Graph Drawing (GD 2010)*, volume 6502 of *LNCS*, pages 25–37. Springer, 2010. doi:10.1007/978-3-642-18469-7_3.
- 3 Elena Arseneva, Pilar Cano, Linda Kleist, Tamara Mchedlidze, Saeed Mehrabi, Irene Parada, and Pavel Valtr. Upward point set embeddings of paths and trees. In Ryuhei Uehara, Seok-Hee Hong, and Subhas C. Nandy, editors, *15th International Conference and Workshops on Algorithms and Computation (WALCOM 2021)*, volume 12635 of *LNCS*, pages 234–246. Springer, 2021. doi:10.1007/978-3-030-68211-8_19.
- 4 Therese Biedl and Martin Vatshelle. The point-set embeddability problem for plane graphs. In Tamal K. Dey and Sue Whitesides, editors, *28th ACM Symposium on Computational Geometry (SoCG 2012)*, pages 41–50. ACM, 2012. doi:10.1145/2261250.2261257.
- 5 Carla Binucci, Emilio Di Giacomo, Walter Didimo, Alejandro Estrella-Balderrama, Fabrizio Frati, Stephen G. Kobourov, and Giuseppe Liotta. Upward straight-line embeddings of directed graphs into point sets. *Comput. Geom.*, 43(2):219–232, 2010. doi:10.1016/J.COMGEO.2009.07.002.
- 6 Prosenjit Bose. On embedding an outer-planar graph in a point set. In Giuseppe Di Battista, editor, *5th International Symposium on Graph Drawing (GD '97)*, volume 1353 of *LNCS*, pages 25–36. Springer, 1997. doi:10.1007/3-540-63938-1_47.
- 7 Prosenjit Bose. On embedding an outer-planar graph in a point set. *Comput. Geom.*, 23(3):303–312, 2002. doi:10.1016/S0925-7721(01)00069-4.
- 8 Prosenjit Bose, Michael McAllister, and Jack Snoeyink. Optimal algorithms to embed trees in a point set. In Franz-Josef Brandenburg, editor, *Symposium on Graph Drawing (GD '95)*, volume 1027 of *LNCS*, pages 64–75. Springer, 1995. doi:10.1007/BFB0021791.
- 9 Prosenjit Bose, Michael McAllister, and Jack Snoeyink. Optimal algorithms to embed trees in a point set. *J. Graph Algorithms Appl.*, 1(2):1–15, 1997. doi:10.7155/JGAA.00002.
- 10 Sergio Cabello. Planar embeddability of the vertices of a graph using a fixed point set is NP-hard. *J. Graph Algorithms Appl.*, 10(2):353–363, 2006. doi:10.7155/JGAA.00132.
- 11 Netzahualcoyotl Castañeda and Jorge Urrutia. Straight line embeddings of planar graphs on point sets. In Frank Fiala, Evangelos Kranakis, and Jörg-Rüdiger Sack, editors, *8th Canadian Conference on Computational Geometry (CCCg 1996)*, pages 312–318. Carleton University Press, 1996. URL: http://www.cccg.ca/proceedings/1996/cccg1996_0052.pdf.
- 12 Gi-Sang Cheon, Hong Joon Choi, Guillermo Esteban, and Minho Song. Enumeration of bipartite non-crossing geometric graphs. *Discret. Appl. Math.*, 317:86–100, 2022. doi:10.1016/J.DAM.2022.04.008.
- 13 Thomas H. Cormen, Charles E. Leiserson, Ronald L. Rivest, and Clifford Stein. *Introduction to Algorithms, 4th Edition*. MIT Press, 2022. URL: <https://mitpress.mit.edu/9780262046305/introduction-to-algorithms/>.
- 14 Giuseppe Di Battista, Walter Didimo, Luca Grilli, Fabrizio Grosso, Giacomo Ortali, Maurizio Patrignani, and Alessandra Tappini. Small point-sets supporting graph stories. In Patrizio Angelini and Reinhard von Hanxleden, editors, *30th International Symposium on Graph Drawing and Network Visualization (GD 2022)*, volume 13764 of *LNCS*, pages 289–303. Springer, 2022. doi:10.1007/978-3-031-22203-0_21.
- 15 Giuseppe Di Battista, Peter Eades, Roberto Tamassia, and Ioannis G. Tollis. *Graph Drawing: Algorithms for the Visualization of Graphs*. Prentice-Hall, 1999.
- 16 Giuseppe Di Battista and Roberto Tamassia. Algorithms for plane representations of acyclic digraphs. *Theor. Comput. Sci.*, 61:175–198, 1988. doi:10.1016/0304-3975(88)90123-5.

- 17 Reinhard Diestel. *Graph Theory, 4th Edition*, volume 173 of *Graduate texts in mathematics*. Springer, 2012.
- 18 David Eppstein. Counting polygon triangulations is hard. *Discret. Comput. Geom.*, 64(4):1210–1234, 2020. URL: <https://doi.org/10.1007/s00454-020-00251-7>, doi:10.1007/S00454-020-00251-7.
- 19 David Eppstein. Non-crossing hamiltonian paths and cycles in output-polynomial time. In Erin W. Chambers and Joachim Gudmundsson, editors, *39th International Symposium on Computational Geometry (SoCG 2023)*, volume 258 of *LIPICs*, pages 29:1–29:16. Schloss Dagstuhl - Leibniz-Zentrum für Informatik, 2023. doi:10.4230/LIPICs.SOCG.2023.29.
- 20 Philippe Flajolet and Marc Noy. Analytic combinatorics of non-crossing configurations. *Discret. Math.*, 204(1-3):203–229, 1999. doi:10.1016/S0012-365X(98)00372-0.
- 21 M. R. Garey and D. S. Johnson. *Computers and Intractability: A Guide to the Theory of NP-Completeness*. W. H. Freeman, first edition edition, 1979.
- 22 Emilio Di Giacomo, Henry Förster, Daria Kokhovich, Tamara Mchedlidze, Fabrizio Montecchiani, Antonios Symvonis, and Anaïs Villedieu. On 1-bend upward point-set embeddings of *st*-digraphs. In José A. Soto and Andreas Wiese, editors, *16th Latin American Symposium on Theoretical Informatics (LATIN 2024), Part I*, volume 14578 of *LNCS*, pages 3–18. Springer, 2024. doi:10.1007/978-3-031-55598-5_1.
- 23 Francesco Giordano, Giuseppe Liotta, Tamara Mchedlidze, Antonios Symvonis, and Sue Whitesides. Computing upward topological book embeddings of upward planar digraphs. *J. Discrete Algorithms*, 30:45–69, 2015. doi:10.1016/J.JDA.2014.11.006.
- 24 Peter Gritzmann, Bojan Mohar, János Pach, and Richard Pollack. Embedding a planar triangulation with vertices at specified points. *The American Mathematical Monthly*, 98(2):165, 1991. doi:10.2307/2323956.
- 25 Lenwood S. Heath, Sriram V. Pemmaraju, and Ann N. Trenk. Stack and queue layouts of directed acyclic graphs: Part I. *SIAM J. Comput.*, 28(4):1510–1539, 1999. doi:10.1137/S0097539795280287.
- 26 Michael Kaufmann, Tamara Mchedlidze, and Antonios Symvonis. Upward point set embeddability for convex point sets is in P. In Marc J. van Kreveld and Bettina Speckmann, editors, *19th International Symposium on Graph Drawing (GD 2011)*, volume 7034 of *LNCS*, pages 403–414. Springer, 2011. doi:10.1007/978-3-642-25878-7_38.
- 27 Michael Kaufmann, Tamara Mchedlidze, and Antonios Symvonis. On upward point set embeddability. *Comput. Geom.*, 46(6):774–804, 2013. doi:10.1016/J.COMGEO.2012.11.008.
- 28 Michael Kaufmann and Roland Wiese. Embedding vertices at points: Few bends suffice for planar graphs. In Jan Kratochvíl, editor, *7th International Symposium on Graph Drawing (GD’99)*, volume 1731 of *LNCS*, pages 165–174. Springer, 1999. doi:10.1007/3-540-46648-7_17.
- 29 Michael Kaufmann and Roland Wiese. Embedding vertices at points: Few bends suffice for planar graphs. *J. Graph Algorithms Appl.*, 6(1):115–129, 2002. URL: <https://doi.org/10.7155/jgaa.00046>, doi:10.7155/JGAA.00046.
- 30 Dániel Marx and Tillmann Miltzow. Peeling and nibbling the cactus: Subexponential-time algorithms for counting triangulations and related problems. In Sándor P. Fekete and Anna Lubiw, editors, *32nd International Symposium on Computational Geometry (SoCG 2016)*, volume 51 of *LIPICs*, pages 52:1–52:16. Schloss Dagstuhl - Leibniz-Zentrum für Informatik, 2016. doi:10.4230/LIPICs.SOCG.2016.52.
- 31 Tamara Mchedlidze. Upward planar embedding of an n -vertex oriented path on $O(n^2)$ points. *Comput. Geom.*, 46(8):1003–1008, 2013. doi:10.1016/J.COMGEO.2013.05.004.
- 32 Joseph S. B. Mitchell and Joseph O’Rourke. Computational geometry column 42. *Int. J. Comput. Geom. Appl.*, 11(5):573–582, 2001. doi:10.1142/S0218195901000651.
- 33 Rahnema Islam Nishat, Debajyoti Mondal, and Md. Saidur Rahman. Point-set embeddings of plane 3-trees - (extended abstract). In Ulrik Brandes and Sabine Cornelsen, editors, *18th*

- International Symposium on Graph Drawing (GD 2010)*, volume 6502 of *LNCS*, pages 317–328. Springer, 2010. doi:10.1007/978-3-642-18469-7_29.
- 34 Rahnuma Islam Nishat, Debajyoti Mondal, and Md. Saidur Rahman. Point-set embeddings of plane 3-trees. *Comput. Geom.*, 45(3):88–98, 2012. doi:10.1016/J.COMGEO.2011.09.002.
- 35 Andreas Razen and Emo Welzl. Counting plane graphs with exponential speed-up. In Cristian S. Calude, Grzegorz Rozenberg, and Arto Salomaa, editors, *Rainbow of Computer Science - Dedicated to Hermann Maurer on the Occasion of His 70th Birthday*, volume 6570 of *LNCS*, pages 36–46. Springer, 2011. doi:10.1007/978-3-642-19391-0_3.
- 36 Michael Ian Shamos and Dan Hoey. Geometric intersection problems. In *17th Annual Symposium on Foundations of Computer Science (FOCS 1976)*, pages 208–215. IEEE Computer Society, 1976. doi:10.1109/SFCS.1976.16.
- 37 Manuel Wettstein. Counting and enumerating crossing-free geometric graphs. *J. Comput. Geom.*, 8(1):47–77, 2017. doi:10.20382/JOCG.V8I1A4.
- 38 Katsuhisa Yamanaka, David Avis, Takashi Horiyama, Yoshio Okamoto, Ryuhei Uehara, and Tanami Yamauchi. Algorithmic enumeration of surrounding polygons. *Discret. Appl. Math.*, 303:305–313, 2021. doi:10.1016/J.DAM.2020.03.034.