

Privacy-Preserving Set-Based Estimation Using Differential Privacy and Zonotopes

Mohammed M. Dawoud¹, Changxin Liu², Karl H. Johansson², and Amr Alanwar^{1,3}

Abstract—For large-scale cyber-physical systems, the collaboration of spatially distributed sensors is often needed to perform the state estimation process. Privacy concerns arise from disclosing sensitive measurements to a cloud estimator. To solve this issue, we propose a differentially private set-based estimation protocol that guarantees true state containment in the estimated set and differential privacy for the sensitive measurements throughout the set-based state estimation process within the central and local differential privacy models. Zonotopes are employed in the proposed differentially private set-based estimator, offering computational advantages in set operations. We consider a plant of a non-linear discrete-time dynamical system with bounded modeling uncertainties, sensors that provide sensitive measurements with bounded measurement uncertainties, and a cloud estimator that predicts the system's state. The privacy-preserving noise perturbs the centers of measurement zonotopes, thereby concealing the precise position of these zonotopes, i.e., ensuring privacy preservation for the sets containing sensitive measurements. Compared to existing research, our approach achieves less privacy loss and utility loss through the central and local differential privacy models by leveraging a numerically optimized truncated noise distribution. The proposed estimator is perturbed by weaker noise than the analytical approaches in the literature to guarantee the same level of privacy, therefore improving the estimation utility. Numerical and comparison experiments with truncated Laplace noise are presented to support our approach.

Index Terms—set-based estimation, differential privacy, truncated noise distribution, zonotopes

I. INTRODUCTION

THE ubiquity of automated and intelligent systems, coupled with the proliferation of the Internet of Things (IoT), has become an undeniable reality in our daily lives. From smart homes and devices to Intelligent Transportation Systems (ITS) and advanced weather forecasting, these large-scale systems rely heavily on the exchange of data among their

constituents. However, this data sharing presents significant privacy concerns, as sensitive information such as vehicle locations, medical measurements, financial data, and user behaviors are often shared within the system [1].

For instance, sharing location data with navigation applications like Waze and Google Maps can inadvertently expose individuals' whereabouts, compromising their privacy [2, 3, 4]. Similarly, in Vehicular Ad-hoc Networks (VANETs) within ITS, sharing real identities can lead to the disclosure of drivers' identities, posing a risk to their privacy. Consequently, there is an urgent need for privacy-preserving mechanisms to safeguard data sharing within such systems. Additionally, when input disturbances and observation errors are unknown but bounded, safety-critical applications demand guaranteed state inclusion within bounded sets to prevent unsafe conditions. Motivated by these challenges, this work presents a privacy-preserving mechanism tailored for sets containing sensitive measurements. This mechanism aims to safeguard the privacy of these sensitive measurements throughout the set-based state estimation process.

A. Set-Based Estimation

Estimation is a ubiquitous phenomenon that plays a crucial role in decision-making across various domains. From an estimated value-based perspective, state estimation can be categorized into point-wise and set-based estimation. The former involves using measurements to calculate a single point-valued estimate, such as determining the location of an autonomous vehicle and the distance between space objects. On the other hand, set-based estimation utilizes measurements along with the system model, if available, to predict a set that encompasses the system's state. With advancements in sensors' capabilities, set-based estimation has become increasingly prevalent in applications such as robotics and autonomous vehicles [5]. The set-based estimation typically employs various set representations, including intervals, polytopes, ellipsoids, zonotopes, and constrained zonotopes [6, 7, 8]. In this paper, we choose zonotopes for set representation due to their computational efficiency and closure under multiple set operations [9].

Model-based and data-driven approaches are two distinct methods for set-based state estimation. The model-based approach relies on the system model and sensors' measurements

This paper has received funding from the European Union's Horizon 2020 research and innovation program under grant agreement No. 830927.

¹School of Computer Science and Engineering, Constructor University, Bremen, Germany {mdawoud, aalanwar}@constructor.university

²School of Electrical Engineering and Computer Science, KTH Royal Institute of Technology. {changxin, kallej}@kth.se

³School of Computation, Information and Technology, Technical University of Munich. alanwar@tum.de.

to estimate the system's states [10]. However, as systems evolve towards greater automation, the proliferation of sensors and the corresponding increase in data volume pose challenges. Developing system models for such complex systems may be prohibitively expensive [11], making the data-driven approach more practical in these scenarios [12].

B. State Estimation Under Privacy Constraints

Existing private estimation strategies can be categorized into encryption-based methods and non-encryption-based methods. For the former, the authors in [13] developed a private Luenberger observer based on additively homomorphic encryption, where the state matrix only consists of integers such that the observer operates for an infinite time horizon. Also, a partially homomorphic encryption scheme was utilized in [4, 14, 15] to develop a private state estimator. Most recent works in the latter are based on Differential Privacy (DP), a powerful non-cryptographic technique for quantifying and preserving individuals' privacy. In essence, DP characterizes a property of a randomized algorithm, ensuring that its output remains stable regardless of any changes made to an individual's information in the database. This stability protects individuals' privacy by mitigating privacy-related attacks.

The DP encompasses two models: the central differential privacy (CDP) model, where a trusted data curator executes the DP algorithm on a centrally held dataset, and the local differential privacy (LDP) model, where each participant independently executes the DP algorithm [16]. However, the accuracy of this output is negatively affected by the randomization of the DP algorithms. In [17], a general framework was developed for a differentially private filter. The authors in [18] proposed a differentially private Kalman filter. The methodology has also been generalized to non-linear systems by the authors in [19]. Note that the above DP observers are point-wise ones, and disturbances or uncertain parameters, which are only known to be bounded, are present for many systems. Hence, set-based estimators and interval estimators can handle state estimation for such systems. Recently, the authors in [20] developed a differentially private interval observer with bounded input perturbation. Inspired by the work in [20, 21], our work in [22] utilizes a truncated additive mechanism with a numerically optimized noise distribution within the context of the CDP model and employs zonotopes for set representation to present a differentially private set-based estimator for linear discrete-time systems.

C. Contributions

This paper presents a differentially private set-based estimator that ensures true state containment within the estimated set and provides differential privacy for sensitive measurements throughout the set-based state estimation process. It extends the work in [22] to non-linear discrete-time systems within the context of the CDP and LDP models and evaluates this extension on real-world data. Specifically, we continue to utilize zonotopes for set representation and employ a truncated additive mechanism with a numerically optimized noise distribution in both models to present a differentially private

set-based estimator for non-linear discrete-time systems with bounded modeling and measurement uncertainties. The proposed estimator ensures the privacy of sets containing sensitive sensors' measurements throughout the estimation process with minimal utility loss. Comparative results provided in this paper demonstrate the enhancement in estimation utility.

The main contributions of this article can be summarized as follows:

- We introduce a differentially private set-based estimator leveraging a truncated additive mechanism with a numerically optimized noise distribution [23] and employing zonotopes for set representation. The proposed estimator ensures the privacy of sets containing sensors' measurements throughout the estimation process with minimal utility loss.
- We apply the privacy-preserving noise to the zonotopes containing the sensitive measurements within the context of the CDP and LDP models, concealing the precise positions of these zonotopes.
- Through our comprehensive evaluation of the proposed differentially private set-based estimator, we illustrate that the truncated Laplace distribution [20] necessitates a more significant amount of noise compared to the truncated optimal noise distribution to achieve an equivalent level of privacy under both the CDP and LDP models.

All utilized data and code are publicly available¹.

The rest of the paper is organized as follows: The preliminaries and problem statement are presented in Section II. The algorithms are designed and evaluated in Section III and Section IV, respectively. Finally, we conclude the work in Section V.

II. PRELIMINARIES AND PROBLEM SETUP

In this section, we introduce some notation, present the needed preliminaries, and then formulate the problem.

A. Notation

Throughout this paper, we denote vectors and scalars by lower case letters, matrices by upper case letters, the set of real numbers by \mathbb{R} , the set of integers by \mathbb{Z} , and the set of positive integers by \mathbb{Z}^+ . For a given vector v , we denote the matrix with v on the diagonal as $\text{diag}(v)$. For a given matrix $M \in \mathbb{R}^{m \times n}$, its transpose is given by M^T and its Frobenius norm is given by $\|M\|_F = \sqrt{\text{Tr}(M^T M)}$. We denote the i -th element of a vector or list a by $a^{(i)}$. For a vector $a \in \mathbb{R}^n$, we denote its L_2 norm by $\|a\|_2 = \sqrt{\sum_{i=1}^n (a^{(i)})^2}$. For a scalar or a vector a_k , we use $\{a_k\}$ to denote a list of multiple a_k such that $k \in \{1, \dots, k_1\}$ and $k_1 \in \mathbb{Z}^+$. We denote the L_2 norm of a vector-valued signal y composed of a list of $y_k \in \mathbb{R}^n$, i.e., $y = \{y_k\}$, by $\|y\|_2 = \sqrt{\sum_{k=1}^\infty (\|y_k\|_2)^2}$.

B. Set Representation and Set-based Estimation

Next, we review set representation, set operations, and set-based estimation based on zonotopes.

¹<https://github.com/mohammed-dawoud/Differentially-Private-Set-Based-Estimation-Using-Zonotopes>

1) *Set Representation and Operations*: The zonotope is defined as follows:

Definition 1 (Zonotope [24]). Given a center $c_Z \in \mathbb{R}^n$ and $\gamma_Z \in \mathbb{N}$ generator vectors in a generator matrix $G_Z = \begin{bmatrix} g_Z^{(1)} & \dots & g_Z^{(\gamma_Z)} \end{bmatrix} \in \mathbb{R}^{n \times \gamma_Z}$, a zonotope is defined as

$$\mathcal{Z} = \left\{ x \in \mathbb{R}^n \mid x = c_Z + \sum_{i=1}^{\gamma_Z} \beta^{(i)} g_Z^{(i)}, -1 \leq \beta^{(i)} \leq 1 \right\}. \quad (1)$$

We use the shorthand notation $\mathcal{Z} = \langle c_Z, G_Z \rangle$ for such a zonotope.

Zonotopes are closed under linear maps and Minkowski sum [25]. The linear map $L \in \mathbb{R}^{m \times n}$ for zonotope \mathcal{Z} is defined and computed as follows:

$$L\mathcal{Z} = \{Lz \mid z \in \mathcal{Z}\} = \langle Lc_Z, LG_Z \rangle. \quad (2)$$

Given two zonotopes $\mathcal{Z}_1 = \langle c_{Z_1}, G_{Z_1} \rangle$ and $\mathcal{Z}_2 = \langle c_{Z_2}, G_{Z_2} \rangle$, the Minkowski sum is defined and computed as

$$\begin{aligned} \mathcal{Z}_1 \oplus \mathcal{Z}_2 &= \left\{ z_1 + z_2 \mid z_1 \in \mathcal{Z}_1, z_2 \in \mathcal{Z}_2 \right\} \\ &= \left\langle c_{Z_1} + c_{Z_2}, [G_{Z_1}, G_{Z_2}] \right\rangle. \end{aligned} \quad (3)$$

The Cartesian product is

$$\begin{aligned} \mathcal{Z}_1 \times \mathcal{Z}_2 &= \left\{ \begin{bmatrix} z_1 \\ z_2 \end{bmatrix} \mid z_1 \in \mathcal{Z}_1, z_2 \in \mathcal{Z}_2 \right\} \\ &= \left\langle \begin{bmatrix} c_{Z_1} \\ c_{Z_2} \end{bmatrix}, \begin{bmatrix} G_{Z_1} & 0 \\ 0 & G_{Z_2} \end{bmatrix} \right\rangle. \end{aligned} \quad (4)$$

2) *Set-Based Estimation*: Consider the following non-linear discrete-time dynamical system with bounded modeling and measurement uncertainties:

$$\begin{aligned} x_{k+1} &= f(x_k) + w_k, \\ y_k^{(i)} &= h^{(i)}(x_k) + v_k^{(i)}, \end{aligned} \quad (5)$$

where $x_k \in \mathbb{R}^n$ is the system state at time step $k \in \mathbb{Z}^+$, and $y_k^{(i)} \in \mathbb{R}$ is the measurement of sensor $i \in \{1, \dots, m\}$ with m equals the number of available sensors. The functions f and $h^{(i)}$ are assumed to be differentiable. The vector w_k and the scalar $v_k^{(i)}$ are process and measurement noise, respectively. They are assumed to be unknown but bounded by the zonotopes $\mathcal{Z}_w = \langle 0, G_w \rangle$, and $\mathcal{Z}_v^{(i)} = \langle 0, G_v^{(i)} \rangle$, respectively (If the noise zonotopes are not centered around zero, the resulting estimates will be shifted). The system has a bounded initial state $x_0 \in \bar{\mathcal{Z}}_0 = \langle \bar{c}_0, \bar{G}_0 \rangle$. At each time step k , the set-based state estimator aims to find the corrected state set $\bar{\mathcal{Z}}_k$ by finding the intersection between the predicted state set $\hat{\mathcal{Z}}_k$ and the measurement sets $\mathcal{Z}_{y_k}^{(i)} = \langle y_k^{(i)}, G_v^{(i)} \rangle$ corresponding to the sensor measurements $y_k^{(i)}$ and measurement uncertainties $\mathcal{Z}_v^{(i)}$, $i = 1, \dots, m$ [12, 21, 26]. The set-based state estimator is described by Algorithm 1

To obtain the corrected state set zonotope $\bar{\mathcal{Z}}_k = \langle \bar{c}_k, \bar{G}_k \rangle$ with $\bar{c}_k = \hat{c}_k$, the order of the generator matrix \bar{G}_k of $\bar{\mathcal{Z}}_k$ is reduced as follows:

$$\bar{G}_k = \downarrow_q \hat{G}_k, \quad (8)$$

where \downarrow_q denotes the reduction in the order of the generator matrix according to [9].

Algorithm 1 Set-Estimation Using Zonotopes

Input: Process noise zonotope $\mathcal{Z}_w = \langle 0, G_w \rangle$, and measurement noise zonotopes $\mathcal{Z}_v^{(i)} = \langle 0, G_v^{(i)} \rangle$, where $i \in \{1, \dots, m\}$.

Output: $\bar{\mathcal{Z}}_k = \langle \bar{c}_k, \bar{G}_k \rangle$.

Initialization: Set $k = 1$ and $\bar{\mathcal{Z}}_0 = \langle \bar{c}_0, \bar{G}_0 \rangle$.

1: **while** *True* **do**

2: The cloud estimator uses the m measurement sets $\mathcal{Z}_{y_k}^{(i)}$ containing the sensitive measurements to perform the estimation process according to the following steps:

- Prediction step: The set-based state estimator determines the predicted state set $\hat{\mathcal{Z}}_k$ using a Taylor series expansion as described in [27]. The predicted state set is determined based on the past corrected state set $\bar{\mathcal{Z}}_{k-1}$ and a process noise zonotope \mathcal{Z}_w . This is given by

$$\hat{\mathcal{Z}}_k = f(\bar{\mathcal{Z}}_{k-1}) \oplus \mathcal{Z}_w. \quad (6)$$

- Correction step: The corrected state set $\bar{\mathcal{Z}}_k$ is determined by the reduction of $\hat{\mathcal{Z}}_k = \langle \hat{c}_k, \hat{G}_k \rangle$, which over-approximates the intersection between the predicted state set $\hat{\mathcal{Z}}_k = \langle \hat{c}_k, \hat{G}_k \rangle$ and the m measurement sets $\mathcal{Z}_{y_k}^{(i)}$. This is given by

$$\bar{\mathcal{Z}}_k \supseteq \hat{\mathcal{Z}}_k \cap_{i=1}^m \mathcal{Z}_{y_k}^{(i)}. \quad (7)$$

- Update the time: $k = k + 1$.

3: **end while**

C. Differential Privacy

We will present a few notions on DP, which will be used later to develop a differentially private set-based estimator. Let \mathcal{H} denote the space of datasets of interest (e.g., sensor measurements) [18]. We define a symmetric binary relation on \mathcal{H} , called adjacency and denoted by Adj , in which two datasets $h, \hat{h} \in \mathcal{H}$ are called adjacent, denoted by $\text{Adj}(h, \hat{h})$, if they differ by the value of exactly one individual's data [28]. Given a pair of adjacent datasets $h, \hat{h} \in \mathcal{H}$, a differentially private randomized mechanism M with an anonymized measurable output space \mathcal{O} , aims to prevent an adversary from inferring knowledge about an individual's data by generating randomized outputs $M(h), M(\hat{h}) \in \mathcal{O}$ with close distributions for adjacent inputs. We use a pair of non-negative constants (ϵ, δ) to quantify the privacy loss [29, 18, 30].

Definition 2 (Approximate Differential Privacy (ADP) [29, 18]). A randomized mechanism M , which maps \mathcal{H} equipped with the adjacency relation $\text{Adj}(h, \hat{h})$ to a measurable space \mathcal{O} , is (ϵ, δ) -ADP, $\epsilon, \delta \geq 0$, if $\forall S \in \mathcal{O}$ and $\forall h, \hat{h} \in \mathcal{H}$ such that $\text{Adj}(h, \hat{h})$,

$$\Pr[M(h) \in S] \leq e^\epsilon \Pr[M(\hat{h}) \in S] + \delta. \quad (9)$$

If $\delta = 0$, M is said to be ϵ -differentially private.

For the set-based estimation problem, the adjacent datasets $h, \hat{h} \in \mathcal{H}$ can be the centers of measurement sets.

To motivate the work in this paper, consider the following scenario:

Example 1. An intrusion detection system installed over a re-

gion consists of light imaging, detection, and ranging (LIDAR) sensors distributed throughout the area and an untrusted cloud estimator. This cloud estimator estimates the set of possible locations of an intruding quadcopter in the region using distance measurements with bounded noise provided by the LIDAR sensors. The cloud estimator utilizes these measurement sets to determine the set of possible locations of the intruding quadcopter. We aim to safeguard the measurements against untrusted parties throughout the estimation process.

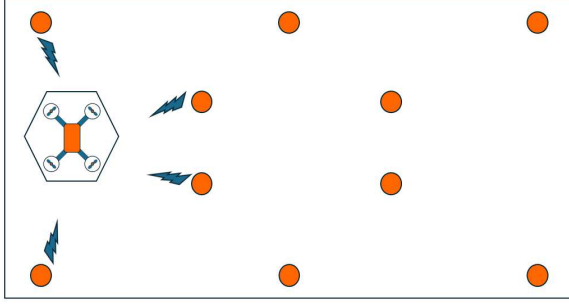


Figure 1: Intrusion detection system installed over a region, : the quadcopter, : the estimated set, : LIDAR sensors.

D. Problem Setup

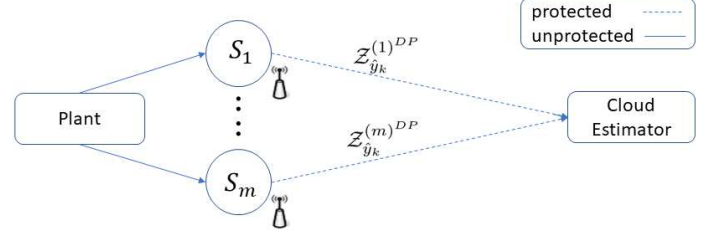
Consider the following entities for the two cloud-based state estimation setups visualized in Figures 2a and 2b [21].

- **Plant:** A system that we aim to estimate its set of possible states. We consider a system with a publicly known non-linear discrete-time model described in (5).
- **Sensors:** An array of m sensors, where each entity i produces a private measurement denoted as $y_k^{(i)}$, with $i \in 1, \dots, m$.
- **Sensor Manager:** An entity with computational capabilities that enable it to aggregate the measurements of all sensors and perturb them with differential privacy noise.
- **Cloud Estimator:** An untrusted entity that performs set-based estimation for the system state.

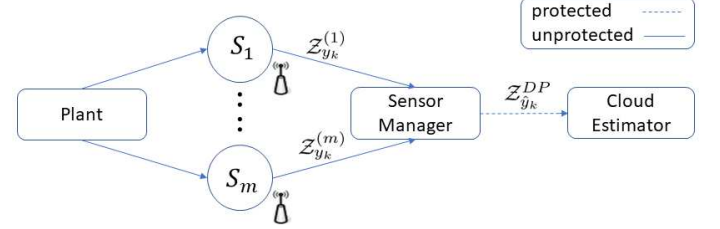
The setup in Figure 2a uses the LDP model of DP, in which each sensor $i \in \{1, \dots, m\}$ locally perturbs its measurement with the privacy-preserving noise before transmitting it to the cloud estimator. The data sets $h, \hat{h} \in \mathcal{H}$ in this setup are the centers of measurement sets of a single sensor i . The setup in Figure 2b uses the CDP model of DP, in which the sensor manager acts as a trusted data curator, adding privacy-preserving noise to the measurements of m sensors. The data sets in this setup are the centers of measurement sets of m sensors. In both setups, 'protected' refers to measurement sets that have been safeguarded with privacy-preserving noise, while 'unprotected' refers to those without any privacy-preserving noise.

Problem 1. We aim to design a differentially private set-based estimator for a plant with the model described in (5), such that the state estimates are obtained while preserving the privacy of the measurement sets. This estimator obtains state estimates while keeping each sensor's measurement private to the sensor

and protecting it from any untrusted entity (e.g., the cloud estimator). This is accomplished within the context of the LDP model for the setup in Figure 2a and within the context of the CDP model for the setup in Figure 2b.



(a) The cloud estimator is set up within the context of the LDP model.



(b) The cloud estimator is set up within the context of the CDP model.

Figure 2: The setups of the cloud estimator within the CDP and LDP models.

III. DIFFERENTIALLY PRIVATE SET-BASED ESTIMATION

In this section, we develop the differentially private set-based estimator. Based on the characteristics of the zonotopic representation of sets, the actual positions of these sets in the measurement space can be concealed if we perturb their centers. Thus, we protect the measurement sets by adding privacy-preserving noise to their centers, thereby protecting their positions. In subsection III-A, an additive noise mechanism employs the LDP model, while the other additive noise mechanism utilizes the CDP model to introduce perturbations to the sensitive measurements. In both cases, we incorporate optimal noise characterized by a numerically generated truncated distribution. These perturbations result in protected measurements. Then, in subsection III-B, we deploy the measurement sets containing the protected measurements to the set-based estimator. This enables the derivation of state estimates while keeping the measurements protected against any untrusted party.

A. Design of Truncated Optimal Additive Noise

Additive noise mechanisms such as the Gaussian and Laplace mechanisms typically perturb the measurements with particular random noise to achieve DP. However, most of the results require the support of the noise distribution to be unbounded, except for a few cases such as [31, 32]. This class of mechanisms is not applicable for some applications, such as safety-critical systems [23], which require state enclosure guarantees in a bounded set. One closely related study [20] developed an interval observer with DP based on a truncated Laplace mechanism. However, the design relies on an L_1

norm-based adjacency relation and an analytical bound for the noise variance, which may cause the design to be conservative, consuming more noise to achieve DP (a numerical comparison is provided in Section IV). To solve this issue, we follow the numerical approach, recently developed in [23], to optimize a noise distribution that is subjected to a bounded support constraint and the privacy constraint in Definition 2.

In our setups, all sets are defined over the continuous domain of all real numbers. However, the truncated optimal noise distribution we employ to achieve DP is generated numerically. This distribution consists of discrete noise occurrence probabilities, with noise values selected from the continuous domain. Consequently, even after adding this noise to the sets, the resultant domain remains continuous.

Next, we define a class of truncated noise distribution functions. Then, for a fixed DP parameter ϵ and a particular noise model, we present an optimization problem, where the objective function balances between the privacy loss parameter δ and the utility loss. Upon solving this optimization problem, an optimal noise distribution is generated.

Definition 3 (Truncated Noise Distribution [23]). *Let $\Phi = [-d, d]$ define a bounded noise range such that $d \in \mathbb{R}$, and $\hat{\Phi} = \{\phi_l\}_{l \in \{1, \dots, 2N\}}$ be the discretization of Φ on $2N$ equidistant steps such that $\phi_l \in \Phi$, $N \in \mathbb{Z}^+$, and $l \in \{1, \dots, 2N\}$, then a numerically generated, truncated, discrete, equidistant, symmetric, and monotonically decreasing from its zero center noise distribution function, denoted by $P(\phi_l)$, has the following properties*

$$\sum_{\phi_l \in \hat{\Phi}} P(\phi_l) = 1 \text{ and } P(\phi_l) \geq 0. \quad (\text{Distribution}) \quad (10a)$$

$$P(\phi_l) \geq P(\phi_m) \quad \forall \phi_m > \phi_l > 0, \quad (\text{Monotonicity}) \quad (10b)$$

where $l, m \in \{N+1, \dots, 2N\}$.

$$P(\phi_l) = P(-\phi_l), \quad (\text{Symmetry}) \quad (10c)$$

where $l \in \{1, \dots, N\}$.

For the LDP model, a dataset of interest is the local measurement signal $y^{(i)} \in \mathcal{H}$ released by sensor i as a list of measurements $\{y_k^{(i)}\}_{k \in \{1, \dots, \mathcal{T}\}}$, where $\mathcal{T} = \infty$ is also of interest [20]. We aim to provide a certain level of privacy protection for a single sensor's measurement. Two local measurement signals $y^{(i)}$ and $\hat{y}^{(i)}$ are called adjacent and can be denoted by $\text{Adj}(y^{(i)}, \hat{y}^{(i)})$, if and only if they differ by the value of exactly one measurement $y_k^{(i)}$ [18]. In other words, $y^{(i)}$ and $\hat{y}^{(i)}$ are considered adjacent if there is any time step k at which $y_k^{(i)} \neq \hat{y}_k^{(i)}$. Since the privacy-preserving noise is added to the measurements themselves, then the allowed variation within $\text{Adj}(y^{(i)}, \hat{y}^{(i)})$ is bounded by what is called sensitivity, which is defined formally as follows.

Definition 4 (Sensitivity - LDP [20, 33]). *For a given sensor i , the allowed deviation for a single measurement $y_k^{(i)}$ between two adjacent local measurement signals $y^{(i)}$ and $\hat{y}^{(i)}$, i.e., $\text{Adj}(y^{(i)}, \hat{y}^{(i)})$, is bounded in the L_2 norm by s and given by*

$$\|y^{(i)} - \hat{y}^{(i)}\|_2 \leq s, \quad (11)$$

where $s \geq 0$.

Next, the following definition describes the additive noise mechanism for the LDP setup, shown in Figure 2a, in which each participating sensor locally perturbs its own measurement, and the sensor manager is not present in this setup since it is considered an untrusted entity.

Definition 5 (Additive Noise Mechanism - LDP [23]). *Given a measurement of sensor i $y_k^{(i)}$ and a noise sample $\phi_k \in \hat{\Phi}$ such that the successive samples of ϕ_k are IID with the probability distribution in Definition 3 and satisfying Lemma 1, then the additive noise mechanism $M_y^{(i)}$ is defined as*

$$M_y^{(i)} : \hat{y}_k^{(i)DP} = y_k^{(i)} + \phi_k, \quad (12)$$

where $\hat{y}_k^{(i)DP}$ is a protected measurement.

Lemma 1 ([23, Theorem 15]). *Let $M_y^{(i)}$ be an additive noise mechanism with a sensitivity s (Definition 4) and $\hat{\Phi} = \{\phi_l\}_{l \in \{1, \dots, 2N\}}$ be the discretization of Φ with the truncated optimal noise distribution $P(\phi_l)$ (Definition 3). If $\forall \hat{\Phi} \subseteq \hat{\Phi}$*

$$\sum_{\phi_l \in \hat{\Phi}} P(\phi_l) \leq e^\epsilon \sum_{\phi_l \in \hat{\Phi}} P(\phi_l + s) + \delta, \quad (13)$$

then the additive noise mechanism $M_y^{(i)}$ is (ϵ, δ) -ADP for any $y_k^{(i)} \in \mathcal{H}$.

It deserves noting that, given that the sensitivity s (Definition 4) is satisfied $\forall k \in \mathbb{Z}^+$, the mechanism $M_y^{(i)}$ is (ϵ, δ) -ADP at any time step k [17, Lemma 2].

Next, we present the loss function, denoted by $L_\gamma^{\Omega_t}$ [23]. This function balances between the privacy parameter δ and a utility loss U at a fixed ϵ and is given by

$$L_\gamma^{\Omega_t} = \delta + \Omega_t U, \quad (14a)$$

where the utility loss U is given by

$$U = \left(\sum_{\phi_l \in \hat{\Phi}} |\phi_l|^\gamma P(\phi_l) \right)^{1/\gamma} \quad (14b)$$

with $\gamma \in \{1, 2\}$ such that γ selects between L_1 or L_2 norm-based utility loss, and

$$\Omega_t = \max \left(\frac{\Omega_{start}}{2^{t/\Gamma}}, \Omega_{min} \right) \quad (14c)$$

is the utility weight at training epoch t , where $t \in \mathbb{Z}^+$ with an exponentially decaying rate Γ from a starting value Ω_{start} and with a lower bound Ω_{min} . The optimal noise distribution $P(\phi_l)$ is then optimized by minimizing the weighted sum of the utility loss U and the privacy parameter δ . This noise distribution is generated through the following steps, and we are going to omit (ϕ_l) to ease the notation. We start by generating the first monotonically increasing half (i.e., $\{\phi_l\}_{l \in \{1, \dots, N\}}$) of the noise distribution $P(\phi_l)$, which is given by

$$P_l = 1/2 \text{ SoftMax}(r_l); r_l \in \{r_0, \dots, r_N\}, \quad (15a)$$

where $\text{SoftMax}(r_l) = e^{r_l} / \sum_{i=0}^N e^{r_i}$ and N is the number of discretization steps in the half-width of the noise distribution $P(\phi_l)$. The SoftMax function normalizes the r_l values into a distribution, and the r_l values are generated using a model of v -stacked Sigmoid functions (i.e., $\sigma(\phi_l) = (1 + e^{-\phi_l})^{-1}$), which

is given by

$$r_l = \ln \left[A^2 + \sum_{j=0}^v B_j^2 \cdot \sigma(C \cdot (\phi_l - F_j)) \right], \quad (15b)$$

where $\phi_l = l \frac{d}{N} - d$. The parameters A , B_j , C , and F_j are randomly initialized, then learned to optimize the loss function in (14) using numerical optimization methods (e.g., stochastic gradient descent (SGD)).

Next, the first half (i.e., $\{\phi_l\}_{l \in \{1, \dots, N\}}$) of the noise distribution generated by (15a) and denoted by P_l is mirrored according to the following:

$$P_j = P_{2N-j+1} \text{ for } j \in \{N+1, \dots, 2N\}. \quad (15c)$$

Then, P_j (i.e., $\{\phi_l\}_{l \in \{N+1, \dots, 2N\}}$) is concatenated to P_l (i.e., $\{\phi_l\}_{l \in \{1, \dots, N\}}$) to obtain the symmetric noise distribution $P(\phi_l)$ (i.e., $\{\phi_l\}_{l \in \{1, \dots, 2N\}}$).

Note that the case with arbitrarily dimensional and spherically rotation-symmetric noise distributions and sensitivity conditions can be reduced to a 1-dimensional privacy analysis [34]. Based on this claim, for the CDP setup, we can define the additive noise for the case in which the dataset of interest is the global measurement signal $y \in \mathcal{H}$ released by an array of m sensors as a list of measurements vectors $\{y_k\}_{k \in \{1, \dots, \mathcal{T}\}}$, where $\mathcal{T} = \infty$ is also of interest and $y_k = [y_k^{(1)}, \dots, y_k^{(m)}]^T$ [20]. Two global measurement signals y and \hat{y} are called adjacent and can be denoted by $\text{Adj}(y, \hat{y})$, if and only if they differ by the value of exactly one measurement vector y_k . Similarly, the allowed variation within $\text{Adj}(y, \hat{y})$ is bounded by what is called sensitivity, which is defined formally as follows.

Definition 6 (Sensitivity - CDP [20, 33]). *The allowed deviation for a single measurement vector between two adjacent global measurement signals y and \hat{y} , i.e., $\text{Adj}(y, \hat{y})$, is bounded in the L_2 norm by s_g and given by*

$$\|y - \hat{y}\|_2 \leq s_g, \quad (16)$$

where $s_g \geq 0$.

Next, for the CDP setup, shown in Figure 2b, the sensor manager aggregates the measurements of all sensors into a measurement vector and perturbs them with the privacy-preserving noise according to the following additive noise mechanism.

Definition 7 (Additive Noise Mechanism - CDP [23]). *Given a vector of measurements y_k and a noise vector $\Phi_k \in \Phi$ of independent and identically distributed (IID) coordinates with the probability distribution in Definition 3 and satisfying Lemma 1 using the sensitivity s_g (Definition 6), and assuming that successive samples of Φ_k are also IID, then the additive noise mechanism M_y is defined as*

$$M_y : \hat{y}_k^{DP} = y_k + \Phi_k, \quad (17)$$

where \hat{y}_k^{DP} is a vector of protected measurements.

Likewise, given that the sensitivity s_g (Definition 6) is satisfied $\forall k \in \mathbb{Z}^+$, the mechanism M_y is (ϵ, δ) -ADP at any time step k [17, Lemma 2].

B. Differentially Private Zonotope-based Set-Membership Estimation

In this subsection, we introduce the differentially private set-based estimator. The corrupted measurements serve as the centers of the measurement sets. Hence, we have measurement sets with corrupted centers that guarantee differential privacy for the contained sensitive measurements. The generators of all zonotopes are not corrupted with the privacy-preserving noise. We will deploy these measurement sets to the set-based estimator (Algorithm 1), i.e., the cloud estimator, to preserve the privacy of the sensitive measurements during the estimation process and get state estimates while keeping the measurements safeguarded against any untrusted entity. Hence, a differentially private version of that set-based estimator is summarized in the following algorithm.

Algorithm 2 summarizes our proposed differentially private set-based estimator. The inputs to the algorithm are the DP parameter ϵ , the noise range d , the sensitivity, the privacy-preserving noise zonotope $\mathcal{Z}_p = \langle 0, G_p \rangle$, where G_p is the generator matrix, created using the range of the optimal noise d , the process noise zonotope $\mathcal{Z}_w = \langle 0, G_w \rangle$, and the measurement noise zonotopes $\mathcal{Z}_v^{(i)} = \langle 0, G_v^{(i)} \rangle$, where $i \in \{1, \dots, m\}$. At the initialization, the truncated optimal noise distribution $P(\phi_l)$ is generated using ϵ , d , and sensitivity according to (10) while optimizing the loss function in (14) by learning the parameters of the noise model in (15). Then, the privacy-preserving noise is added to the sensitive measurements using either of the two additive noise mechanisms described in Definitions 5 and 7 in lines 2 to 7. The cloud estimator uses the m measurement sets containing the protected measurements $\mathcal{Z}_{y_k}^{(i)DP} = \langle y_k^{(i)DP}, G_v^{(i)} \rangle$ to perform the estimation process. The cloud estimator computes the predicted state set $\hat{\mathcal{Z}}_k^{DP}$ in line 9, where the center of the state, x_{k-1}^* , is used as a linearization point for the state function f at time step $k-1 \in \mathbb{Z}^+$. The infinite Taylor series is over-approximated by the first-order Taylor series and its Lagrange remainder $\mathcal{Z}_{L,k} = \langle c_{L,k}, G_{L,k} \rangle$. The corrected state set $\bar{\mathcal{Z}}_k^{DP}$ is computed in lines 11 to 16, where the center of the state, x_k^* , is used as a linearization point at time step $k \in \mathbb{Z}^+$. The infinite Taylor series is over-approximated by the first-order Taylor series and its Lagrange remainder $\mathcal{Z}_{L,k} = \langle c_{L,k}, G_{L,k} \rangle$ to guarantee true state inclusion. In line 13, as in [10], the weights $\bar{\Lambda}_k^*$ are optimized to reduce the Frobenius norm of the generator matrix \hat{G}_k^{DP} ; therefore, they reduce uncertainty around estimated values. The time is updated for the next time step in line 17.

Theorem 1. *Given that the two additive noise mechanisms described in Definitions 5 and 7 are (ϵ, δ) -ADP. Then, Algorithm 2 guarantees the true state containment in the estimated set and differential privacy for the sensitive measurements throughout the set-based state estimation process.*

Proof. The state estimates are obtained while the sensitive measurements are kept DP-protected since the differential privacy guarantees are preserved by post-processing [28, Proposition 2.1]. The true state containment in the estimated set follows from the boundness of the process noise, the measurement noise, and the privacy-preserving noise, which

Algorithm 2 (ϵ, δ) -ADP Set-Estimation Using Zonotopes

Input: ϵ, d , sensitivity, $\mathcal{Z}_p = \langle 0, G_p \rangle$, $\mathcal{Z}_w = \langle 0, G_w \rangle$, and $\mathcal{Z}_v^{(i)} = \langle 0, G_v^{(i)} \rangle$, $i \in \{1, \dots, m\}$.

Output: $\bar{\mathcal{Z}}_k^{DP} = \langle \bar{c}_k^{DP}, \bar{G}_k^{DP} \rangle$.

Initialization: The truncated optimal noise distribution $P(\phi_l)$ is generated. Set $k = 1$ and $\bar{\mathcal{Z}}_0 = \langle \bar{c}_0, \bar{G}_0 \rangle$.

- 1: **while** *True* **do**
- 2: Obtain $y_k^{(i)}$ from each sensor i , $i \in \{1, \dots, m\}$.
- 3: **if** the setup in Figure 2b is deployed **then**
- 4: The sensor manager aggregates the m measurements into a vector of measurements $y_k = [y_k^{(1)}, \dots, y_k^{(m)}]^T$, then adds the DP noise to y_k to obtain protected measurements \hat{y}_k^{DP} following (17).
- 5: **else if** the setup in Figure 2a is deployed **then**
- 6: Each sensor locally perturbs its measurement to obtain a protected measurement $\hat{y}_k^{(i)DP}$ according to (12).
- 7: **end if**
- 8: The cloud estimator uses $\mathcal{Z}_{y_k}^{(i)DP} = \langle y_k^{(i)DP}, G_v^{(i)} \rangle$, $i \in \{1, \dots, m\}$ to perform the estimation process as follows:
- 9: Compute the predicted state set $\hat{\mathcal{Z}}_k^{DP} = \langle \hat{c}_k^{DP}, \hat{G}_k^{DP} \rangle$ as follows:

$$\hat{c}_k^{DP} = f(x_{k-1}^*) + \frac{\partial f_{k-1}}{\partial x} \Big|_{x_{k-1}^*} (\hat{c}_{k-1}^{DP} - x_{k-1}^*) + c_{L,k}, \quad (18)$$

$$\hat{G}_k^{DP} = \left[\frac{\partial f_{k-1}}{\partial x} \Big|_{x_{k-1}^*} \hat{G}_{k-1}^{DP}, G_{L,k}, G_w \right]. \quad (19)$$

- 10: Compute the corrected state set $\bar{\mathcal{Z}}_k^{DP} = \langle \bar{c}_k^{DP}, \bar{G}_k^{DP} \rangle$ in lines 11 to 16.
- 11:

$$\begin{aligned} \hat{c}_k^{DP} = & \hat{c}_k^{DP} + \sum_{i=1}^m \lambda_k^{(i)} \left(y_k^{(i)DP} - h^{(i)}(x_k^*) \right. \\ & \left. - \frac{\partial h_k^{(i)}}{\partial x} \Big|_{x_k^*} (\hat{c}_k^{DP} - x_k^*) - c_{L,k} \right), \end{aligned} \quad (20)$$

$$\begin{aligned} \hat{G}_k^{DP} = & \left[\left(I - \sum_{i=1}^m \lambda_k^{(i)} \frac{\partial h_k^{(i)}}{\partial x} \Big|_{x_k^*} \right) \hat{G}_k^{DP}, -\lambda_k^{(1)} G_{L,k}, \dots, \right. \\ & -\lambda_k^{(m)} G_{L,k}, -\lambda_k^{(1)} G_p, \dots, -\lambda_k^{(m)} G_p, \\ & \left. -\lambda_k^{(1)} G_v^{(1)}, \dots, -\lambda_k^{(m)} G_v^{(m)} \right]. \end{aligned} \quad (21)$$

- 13: Compute the weights $\bar{\Lambda}_k^*$ as follows:

$$\bar{\Lambda}_k^* = \underset{\lambda_k}{\operatorname{argmin}} \|\hat{G}_k^{DP}\|_F^2, \quad (22)$$

where $\bar{\Lambda}_k^* = [\lambda_k^{(1)}, \dots, \lambda_k^{(m)}]$.

- 14: Reduce the order of \hat{G}_k^{DP} as in [9]: $\bar{G}_k^{DP} = \downarrow_q \hat{G}_k^{DP}$.
 - 15: $\bar{c}_k^{DP} = \hat{c}_k^{DP}$.
 - 16: $\bar{\mathcal{Z}}_k^{DP} = \langle \bar{c}_k^{DP}, \bar{G}_k^{DP} \rangle$.
 - 17: Update the time: $k = k + 1$.
 - 18: **end while**
-

are all added as a Minkowski sum to the estimated set. \square

IV. EXAMPLE

This section evaluates the proposed differentially private set-based estimator in both the LDP and CDP setups visualized in Figure 2a and Figure 2b, respectively. Experimental results are presented based on the implementation in MATLAB R2023b, with zonotope operations performed using the CORA toolbox [35]. We evaluate the differentially private set-based estimator through the localization of a quadcopter navigating through arbitrary non-linear motion within three-dimensional space measuring $10 \times 10 \times 10 \text{ m}^3$. According to the following model, the anchor nodes provide measurements as relative distances to the intruding quadcopter. The proposed differentially private set-based estimator can handle the bounded measurement uncertainties and anonymize these measurements with privacy-preserving noise, thus concealing the exact locations of the anchor nodes from the cloud estimator or any untrusted party. This localization is achieved using a high rate of real-world data measurements provided by a set of 8 anchor nodes distributed across the motion area [36]. The model of this system incorporates a linear state function represented by the matrix f , which is given by

$$f = \operatorname{diag}([1 \ 1 \ 1]^T).$$

Additionally, the measurement function $h^{(i)}(x_k)$ is defined as

$$h^{(i)}(x_k) = \|x_A^{(i)} - x_k\|_2,$$

where $x_A^{(i)}$ represents the location of anchor node i and x_k is an estimate for the location of the quadcopter at time step k . The measurement and process noise zonotopes $\mathcal{Z}_v^{(i)}$ and \mathcal{Z}_w , respectively, are set to:

$$\begin{aligned} \mathcal{Z}_v^{(i)} &= \left\langle 0, [0.01 \ 0.02 \ 0.01]^T \right\rangle, \\ \mathcal{Z}_w &= \left\langle [0 \ 0 \ 0]^T, \operatorname{diag}([0.50 \ 0.50 \ 0.50]^T) \right\rangle. \end{aligned}$$

A. The CDP Model

In this subsection, we evaluate the differentially private set-based estimator within the context of the CDP setup. The (ϵ, δ) -ADP truncated optimal noise distribution (Definition 3) is generated according to the noise model in (15) with $C = 500$. We set $d \in [-1, 1]$, $\epsilon = 0.3$, and $s = 1$ and the parameters A , B_j , F_j , and δ are learned to optimize the loss function in (14) using the SGD tool [23].

Figure 5 represents a random snapshot for the localization of the quadcopter. We notice that the quadcopter is enclosed by the estimated zonotope, which indicates that the state containment is still guaranteed. Also, the center of the estimated zonotope is very close to the quadcopter, which is a good utility indicator. In industrial applications, for a certain privacy budget ϵ , the selection of the optimal noise range d , illustrated in Table I, should be guided by the acceptable error ranges. Also, Figure 3 shows the true values, upper bound, and lower bound for each dimension of the estimated state using the proposed differentially private set-based estimator within the context of the CDP setup. For comparison, we consider the work in [20], where a differentially private interval estimator

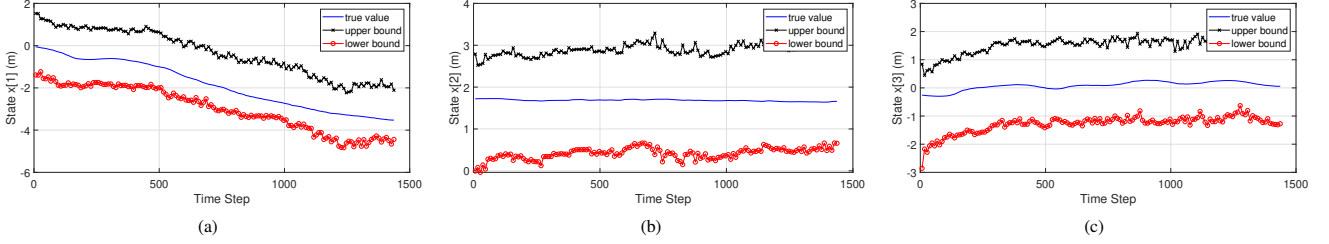


Figure 3: True values, upper bounds, and lower bounds of the three-dimensional estimated states using the differentially private set-based estimator within the context of the CDP setup.

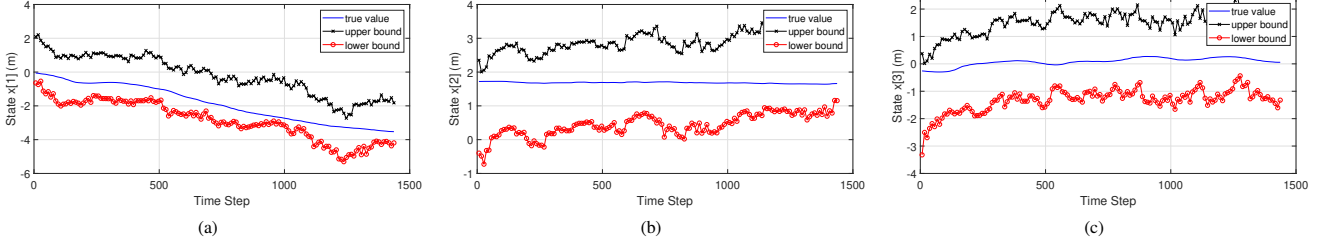


Figure 4: True values, upper bounds, and lower bounds of the three-dimensional estimated states using the differentially private set-based estimator within the context of the LDP setup.

deploying truncated Laplace noise is presented. The truncated Laplace noise range, for a given ϵ, δ , and sensitivity s , is determined by

$$a = \frac{s}{\epsilon} \ln \left(1 + e^\epsilon \frac{1 - e^{-\epsilon}}{2\delta} \right). \quad (23)$$

Figure 6 indicates that the truncated Laplace noise needed to achieve a certain δ is wider than the (ϵ, δ) -ADP truncated optimal noise needed to achieve the same δ . Indeed, for a certain privacy budget ϵ , learning the truncated optimal noise distribution $P(\phi_t)$ using the SGD tool in [23] allows our proposed differentially private set-based estimator (Algorithm 2) to minimize loss of privacy and utility simultaneously. Hence, at a certain δ value, we find that the truncated Laplace noise causes a higher utility loss than the (ϵ, δ) -ADP truncated optimal noise.

In particular, we calculate the error in the estimated location as the distance between the estimated zonotope's center and the quadcopter's true location. Then, we compare the utility loss, represented by the second norm of the error in the estimated location of the quadcopter, associated with the (ϵ, δ) -ADP truncated optimal noise and the truncated Laplace noise [20] at $\epsilon = 0.3$. The results presented in Figure 7 demonstrate that the utility loss incurred when employing the (ϵ, δ) -ADP truncated optimal noise is lower than that observed with the truncated Laplace noise at certain privacy level. From the comparative results, we can notice that the proposed differentially private set-based estimator, utilizing (ϵ, δ) -ADP truncated optimal noise leads to less utility loss compared to employing truncated Laplace noise [20] in the context of the CDP setup.

B. The LDP Model

In this subsection, we evaluate the proposed differentially private set-based estimator within the context of the LDP setup. It deserves mentioning that the sensor manager is

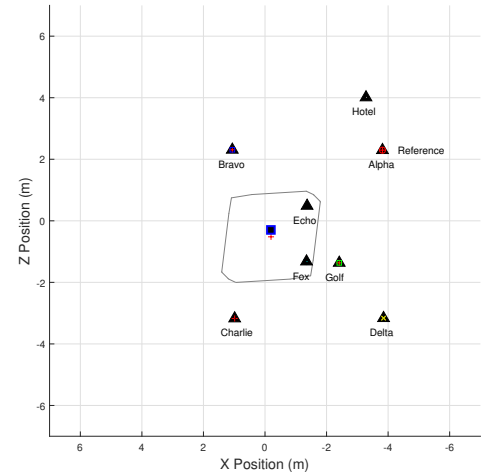


Figure 5: Localization of a quadcopter navigating through arbitrary non-linear motion, \blacksquare : the quadcopter, \blacktriangle : anchor nodes, $+$: center of the estimated zonotope.

not present to aggregate the measurements of the sensors since it is treated as an untrusted entity in the LDP setup. Instead, each sensor locally perturbs its own measurement with the privacy-preserving noise. As in the CDP setup of this example, the (ϵ, δ) -ADP truncated optimal noise distribution is regenerated for the LDP setup. Figure 4 shows the true values, upper bound, and lower bound for each dimension of the estimated state using the proposed differentially private set-based estimator within the context of the LDP setup. In the context of the LDP setup, we again compare the utility loss of (ϵ, δ) -ADP truncated optimal noise and truncated Laplace noise [20] at $\epsilon = 0.3$. The comparative results in Figure 8

ϵ / Noise Range $d(m)$	3	5	7	9	11	13	15
0.1	0.1502	0.0811	0.0518	0.0360	0.0262	0.0197	0.0151
0.3	0.1198	0.0503	0.0244	0.0126	0.0067	0.0036	0.0020
0.5	0.0931	0.0290	0.0101	0.0036	0.0013	0.0005	0.0002
0.7	0.0707	0.0158	0.0038	0.0009	0.0002	$5.64e^{-5}$	$1.39e^{-5}$

TABLE I: Optimal δ values corresponding to different ranges $d(m)$ of (ϵ, δ) -ADP optimal noise at $\epsilon = 0.1, 0.3, 0.5, 0.7$.

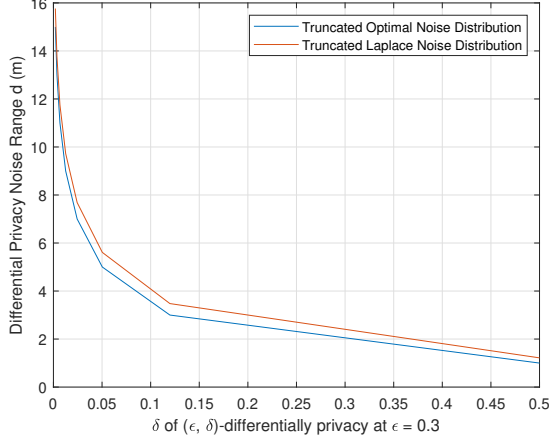


Figure 6: Comparison of δ values with needed range of both (ϵ, δ) -ADP truncated optimal noise and truncated Laplace noise.

demonstrate that in the proposed differentially private set-based estimator, utilizing (ϵ, δ) -ADP truncated optimal noise leads to less utility loss compared to employing truncated Laplace noise [20] in the context of the LDP setup.

Furthermore, our proposed differentially private set-based estimator (Algorithm 2) utilizes zonotopes for set representation. Zonotopes offer a less conservative set representation that enables efficient computation of linear maps and Minkowski sums, both essential operations in the set-based estimation process. Consequently, this confers a computational advantage to the proposed differentially private set-based estimator.

V. CONCLUSION

We have proposed a differentially private set-based estimator that performs set-based estimation in a privacy-preserving manner so that an adversary cannot learn the actual values of measurements from state estimates. The proposed differentially private set-based estimator ensures the privacy of the measurement sets containing sensitive sensors' measurements throughout the estimation process with minimal utility loss. Evaluation results demonstrate that a wider range of truncated Laplace noise is needed compared to (ϵ, δ) -ADP truncated optimal noise to achieve a specific value of δ . Consequently, the truncated optimal noise incurs lower utility loss than truncated Laplace noise with equivalent ϵ and δ values under both central and local differential privacy models. Additionally, using zonotopes for set representation in our proposed differentially private set-based estimator confers a computational advantage.

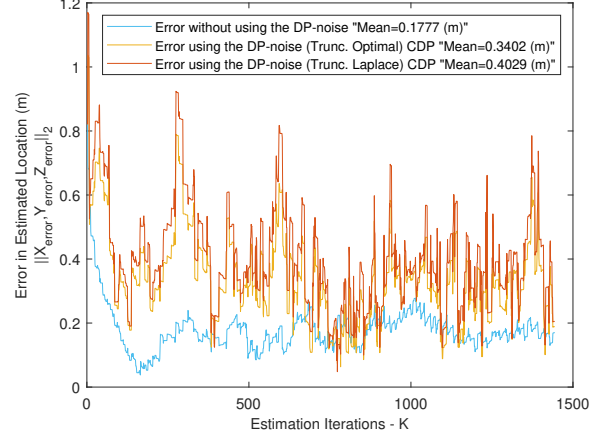


Figure 7: Comparison of the impact of (ϵ, δ) -ADP truncated optimal noise and truncated Laplace noise on the error in the estimated location of the quadcopter at $\epsilon = 0.3$, within the CDP setup.

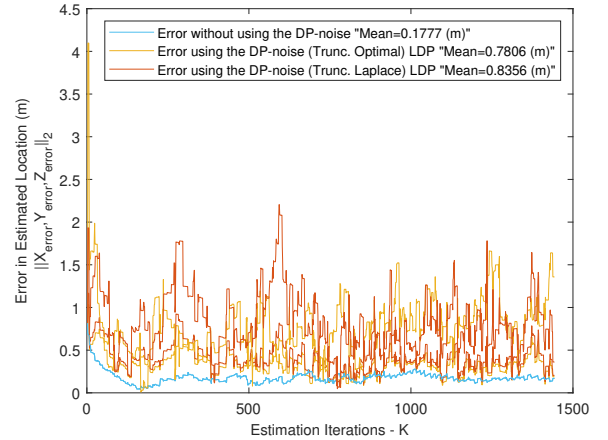


Figure 8: Comparison of the impact of (ϵ, δ) -ADP truncated optimal noise and truncated Laplace noise on the error in the estimated location of the quadcopter at $\epsilon = 0.3$, within the LDP setup.

REFERENCES

- [1] D. Hahn, A. Munir, and V. Behzadan, "Security and privacy issues in intelligent transportation systems: Classification and challenges," *IEEE Intelligent Transportation Systems Magazine*, vol. 13, no. 1, pp. 181–196, 2021.
- [2] M. E. Andrés, N. E. Bordenabe, K. Chatzikokolakis, and C. Palamidessi, "Geo-indistinguishability: Differential privacy for location-based systems," in *Proceedings of the ACM Conference on Computer and Communications Security*, p. 901–914,

- 2013.
- [3] C. Y. T. Ma, D. K. Y. Yau, N. K. Yip, and N. S. V. Rao, "Privacy vulnerability of published anonymous mobility traces," *IEEE/ACM Transactions on Networking*, vol. 21, no. 3, pp. 720–733, 2013.
 - [4] A. Alanwar, Y. Shoukry, S. Chakraborty, P. Martin, P. Tabuada, and M. Srivastava, "Proloc: Resilient localization with private observers using partial homomorphic encryption," in *16th ACM/IEEE International Conference on Information Processing in Sensor Networks*, pp. 41–52, 2017.
 - [5] P. Bouron, D. Meizel, and P. Bonnifait, "Set-membership nonlinear observers with application to vehicle localisation," in *European Control Conference*, pp. 1255–1260, 2001.
 - [6] M. Althoff, O. Stursberg, and M. Buss, "Computing reachable sets of hybrid systems using a combination of zonotopes and polytopes," *Nonlinear Analysis: Hybrid Systems*, vol. 4, no. 2, pp. 233–249, 2010.
 - [7] A. A. Kurzhanskiy and P. Varaiya, "Ellipsoidal techniques for reachability analysis of discrete-time linear systems," *IEEE Transactions on Automatic Control*, vol. 52, no. 1, p. 26 – 38, 2007.
 - [8] J. K. Scott, D. M. Raimondo, G. R. Marseglia, and R. D. Braatz, "Constrained zonotopes: A new tool for set-based estimation and fault detection," *Automatica*, vol. 69, pp. 126–136, 2016.
 - [9] A. Girard, "Reachability of uncertain linear systems using zonotopes," in *Hybrid Systems: Computation and Control*, pp. 291–305, Springer Berlin Heidelberg, 2005.
 - [10] A. Alanwar, J. J. Rath, H. Said, K. H. Johansson, and M. Althoff, "Distributed set-based observers using diffusion strategies," *Journal of the Franklin Institute*, vol. 360, no. 10, pp. 6976–6993, 2023.
 - [11] B. Zhang, X. Sun, S. Liu, and X. Deng, "Tracking control of multiple unmanned aerial vehicles incorporating disturbance observer and model predictive approach," *Transactions of the Institute of Measurement and Control*, vol. 42, no. 5, pp. 951–964, 2020.
 - [12] A. Alanwar, A. Berndt, K. H. Johansson, and H. Sandberg, "Data-driven set-based estimation using matrix zonotopes with set containment guarantees," in *European Control Conference*, pp. 875–881, 2022.
 - [13] J. Kim and H. Shim, "Encrypted state estimation in networked control systems," in *IEEE Conference on Decision and Control*, pp. 7190–7195, 2019.
 - [14] Z. Zhang, P. Cheng, J. Wu, and J. Chen, "Secure state estimation using hybrid homomorphic encryption scheme," *IEEE Transactions on Control Systems Technology*, vol. 29, no. 4, pp. 1704–1720, 2020.
 - [15] S. Emad, A. Alanwar, Y. Alkabani, M. W. El-Kharashi, H. Sandberg, and K. H. Johansson, "Privacy guarantees for cloud-based state estimation using partially homomorphic encryption," in *European Control Conference*, pp. 98–105, 2022.
 - [16] Y. Zhao, J. Zhao, M. Yang, T. Wang, N. Wang, L. Lyu, D. Niyato, and K.-Y. Lam, "Local differential privacy-based federated learning for internet of things," *IEEE Internet of Things Journal*, vol. 8, no. 11, pp. 8836–8853, 2021.
 - [17] J. Le Ny and G. J. Pappas, "Differentially private filtering," *IEEE Transactions on Automatic Control*, vol. 59, no. 2, pp. 341–354, 2014.
 - [18] K. H. Degue and J. Le Ny, "On differentially private kalman filtering," in *IEEE Global Conference on Signal and Information Processing*, pp. 487–491, 2017.
 - [19] J. Le Ny, "Differentially private nonlinear observer design using contraction analysis," *International Journal of Robust and Nonlinear Control*, vol. 30, no. 11, pp. 4225–4243, 2020.
 - [20] K. H. Degue and J. Le Ny, "Differentially private interval observer design with bounded input perturbation," in *American Control Conference*, pp. 1465–1470, 2020.
 - [21] A. Alanwar, V. Gaßmann, X. He, H. Said, H. Sandberg, K. H. Johansson, and M. Althoff, "Privacy-preserving set-based estimation using partially homomorphic encryption," *European Journal of Control*, vol. 71, p. 100786, 2023.
 - [22] M. M. Dawoud, C. Liu, A. Alanwar, and K. H. Johansson, "Differentially private set-based estimation using zonotopes," in *European Control Conference*, pp. 1–8, 2023.
 - [23] D. M. Sommer, L. Abfalterer, S. Zingg, and E. Mohammadi, "Learning numeric optimal differentially private truncated additive mechanisms," *CoRR*, 2021.
 - [24] G. M. Ziegler, *Lectures on polytopes*. New York: Springer-Verlag, 1995.
 - [25] M. Althoff, *Reachability analysis and its application to the safety assessment of autonomous cars*. PhD thesis, Technische Universität München, 2010.
 - [26] A. Alanwar, F. J. Jiang, M. Sharifi, D. V. Dimarogonas, and K. H. Johansson, "Enhancing data-driven reachability analysis using temporal logic side information," in *International Conference on Robotics and Automation*, pp. 6793–6799, 2022.
 - [27] M. Althoff, *Reachability analysis and its application to the safety assessment of autonomous cars*. PhD thesis, Technische Universität München, 2010.
 - [28] C. Dwork and A. Roth, "The algorithmic foundations of differential privacy," *Foundations and Trends® in Theoretical Computer Science*, vol. 9, no. 3–4, pp. 211–407, 2014.
 - [29] C. Dwork, "Differential privacy," in *Automata, Languages and Programming*, pp. 1–12, Springer Berlin Heidelberg, 2006.
 - [30] B. Jiang, J. Li, G. Yue, and H. Song, "Differential privacy for industrial internet of things: Opportunities, applications, and challenges," *IEEE Internet of Things Journal*, vol. 8, no. 13, pp. 10430–10451, 2021.
 - [31] F. Liu, "Generalized gaussian mechanism for differential privacy," *IEEE Transactions on Knowledge and Data Engineering*, vol. 31, pp. 747–756, apr 2019.
 - [32] W. Croft, J.-R. Sack, and W. Shi, "Differential privacy via a truncated and normalized laplace mechanism," *Journal of Computer Science and Technology*, vol. 37, pp. 369–388, Apr 2022.
 - [33] J. Le Ny and G. J. Pappas, "Differentially private Kalman filtering," in *Allerton Conference on Communication, Control, and Computing*, pp. 1618–1625, 2012.
 - [34] M. Abadi, A. Chu, I. Goodfellow, H. B. McMahan, I. Mironov, K. Talwar, and L. Zhang, "Deep learning with differential privacy," in *Proceedings of the ACM SIGSAC Conference on Computer and Communications Security*, (New York, NY, USA), p. 308–318, 2016.
 - [35] M. Althoff, "An introduction to CORA," in *Proc. of the Workshop on Applied Verification for Continuous and Hybrid Systems*, pp. 120–151, 2015.
 - [36] A. Alanwar, H. Ferraz, K. Hsieh, R. Thazhath, P. Martin, J. a. Hespanha, and M. Srivastava, "D-SLATS: Distributed simultaneous localization and time synchronization," in *Proc. of the ACM International Symposium on Mobile Ad Hoc Networking and Computing*, 2017.