

Orbital magnetoelectric coupling of three dimensional Chern insulators

Xin Lu,^{1,*} Renwen Jiang,^{1,*} and Jianpeng Liu^{1,2,3,†}

¹*School of Physical Science and Technology, ShanghaiTech University, Shanghai 201210, China*

²*ShanghaiTech Laboratory for Topological Physics,
ShanghaiTech University, Shanghai 201210, China*

³*Liaoning Academy of Materials, Shenyang 110167, China*

(Dated: October 14, 2024)

Orbital magnetoelectric effect is closely related to the band topology of bulk crystalline insulators. Typical examples include the half quantized Chern-Simons orbital magnetoelectric coupling in three dimensional (3D) axion insulators and topological insulators, which are the hallmarks of their non-trivial bulk band topology. While the Chern-Simons coupling is well defined only for insulators with zero Chern number, the orbital magnetoelectric effects in 3D Chern insulators with nonzero (layer) Chern numbers are still open questions. In this work, we propose a never-mentioned quantization rule for the layer-resolved orbital magnetoelectric response in 3D Chern insulators, the gradient of which is exactly quantized in unit of e^2/h . By theoretical analysis and numerical simulations, we demonstrate that the quantized orbital magnetoelectric response remains robust for various types of interlayer hoppings and stackings, even against disorder and lack of symmetries. We argue that the robustness has a topological origin and protected by layer Chern number. It is thus promising to observe the proposed quantized orbital magnetoelectric response in a slab of 3D Chern insulator thanks to recent experimental developments.

Band insulators can be classified into different topological phases according to different topological invariants [1–4]. One important and basic topological invariant is the Chern number for two dimensional (2D) systems [1, 2, 5], which describes the winding number of hybrid Wannier centers within 2D Brillouin zone [6, 7]. Those time-reversal-broken band insulators with nonzero Chern number are called Chern insulators, which would exhibit quantum anomalous Hall effect [8–10]. The notion of 2D Chern insulators can be generalized to its 3D counterpart by stacking an infinite number of 2D Chern insulators along the vertical axis [11–15]. In principle, one can stack 2D Chern insulators along any direction so that one can define three independent Chern numbers (C_x, C_y, C_z), called Chern vector [16, 17], to characterize 3D band insulators. If the interlayer hopping is weak enough such that the bulk gap remains opened, such a 3D band insulator, named 3D Chern insulator, is adiabatically connected to an infinite number of decoupled 2D Chern-insulator layers.

Topological 3D band insulators are known to exhibit non-trivial orbital magnetoelectric (OME) responses. The OME coupling $\alpha_{\mu\nu}$ is defined as the change in bulk electric polarization P_μ while applying magnetic field B_ν , or equivalently the variation of bulk orbital magnetization M_ν induced by external electric field \mathcal{E}_μ : $\alpha_{\mu\nu} = \partial P_\mu / \partial B_\nu = \partial M_\nu / \partial \mathcal{E}_\mu$ with $\mu, \nu = x, y, z$. This response is odd under inversion and time-reversal symmetry so that it vanishes if either of two symmetries is present. 3D time-reversal-protected topological insulators are classified by \mathbb{Z}_2 invariant [4, 18–20], which exhibits a half quantized bulk diagonal Chern-Simons OME response $\alpha_{\mu\nu} = e^2/2h \delta_{\mu\nu}$, modulo an integer multiple of e^2/h , once the surface state is gapped out [21, 22]. However, the Chern-Simons coupling is well defined only

for bulk band insulators with zero Chern number within any 2D plane in momentum space, namely with vanishing Chern vector. This is because the expression of the Chern-Simons OME coupling coefficient involves an integration of Chern-Simons 3-form defined by the occupied Bloch states over the 3D Brillouin zone [21–25], which requires the existence of a smooth and periodic gauge throughout the 3D Brillouin zone [26–28]. However, such a gauge is non-existing for 3D Chern insulators due to topological obstruction.

Nevertheless, nothing forbids 3D Chern insulators to have a topological OME response. Intuitively, let us consider a 3D Chern insulator with Chern vector $\mathbf{C} = (0, 0, C_z)$, where $C_z = C (C \in \mathbb{Z}, C \neq 0)$ with interlayer distance d . On the one hand, it is straightforward to see that the quantized anomalous Hall current in response to weak in-plane electric field would induce to an off-diagonal OME response with its coefficient varying linearly in reep space (see Sec. VII in Supplemental Material). On the other hand, if an out-of-plane uniform electric field (\mathcal{E}_z) is applied, the surface-state occupation would be different for every layer due to the vertical electrostatic potential drop. Then, the uneven distribution of electrons among the chiral edge states of each weakly-coupled Chern-insulator layer would cause a layer-resolved orbital magnetization (M_z), which may be manifested as a new type of diagonal OME effect unique to 3D Chern insulators, as schematically shown in Fig. 1(a).

Layer-resolved orbital magnetization– Although the total diagonal α_{zz} , only relevant in 3D case, is vanishing in the presence of mirror or inversion symmetry, the layer-resolved $\alpha_{zz}^{(l)}$ (with layer index l), which measures the change of layer-resolved orbital magnetization $M_z^{(l)}$

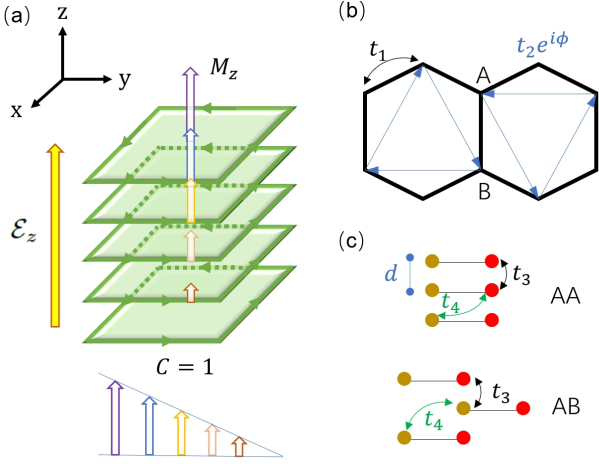


FIG. 1. (a) Schematic for quasi-3D Chern insulator (see text). (b) Honeycomb lattice for 2D Haldane model on which the hopping t_1 and $t_2 \exp(i\phi)$ are marked. (c) Two ways of stacking: AA-stacking and AB-stacking. Unless mentioned ad hoc, we always use $t_1 = 1$, $t_2 = 1/3$, $\phi = \pi/3$, $t_3 = 0.2$, $t_4 = 0.15$ and the staggered mass term is zero.

under a weak \mathcal{E}_z , may be finite. To define $\alpha_{zz}^{(l)}$ in the thermodynamic limit, we need to define a layer-projected orbital magnetization $M_z^{(l)}$ using [29, 30]

$$M_z = \frac{e}{\hbar A} \text{Im Tr} \{ \hat{P} x \hat{Q} (\hat{H} - \mu) \hat{Q} y \hat{P} - \hat{Q} x \hat{P} (\hat{H} - \mu) \hat{P} y \hat{Q} \}, \quad (1)$$

where $\hat{P} = \sum_{E_n < \mu} |\psi_n\rangle \langle \psi_n|$ and $\hat{Q} = 1 - \hat{P}$ are the projection operators onto the occupied and unoccupied subspaces, respectively. The chemical potential μ is at charge neutrality, x, y are 2D position operators and A is the system area in the x - y plane. “Tr” in the above equation means taking the trace over the whole Hilbert space. Since \mathcal{E}_z would break the translational symmetry in the z direction, it is natural to consider a slab geometry so that $M_z^{(l)}$ can be suitably expressed in the basis of the Bloch function

$$|\psi_{n\mathbf{k}}\rangle = \sum_s \sum_{l=1}^{N_L} C_{sl,n}(\mathbf{k}) |sl, \mathbf{k}\rangle, \quad \mathbf{k} = (k_x, k_y), \quad (2)$$

where s means sublattice index in the unit cell, l layer index, n band index and N_L number of 2D layers in the z direction. Then, we can express M_z in the Bloch function

basis as

$$\begin{aligned} M_z = & \frac{e}{2\hbar A} \text{Im} \left\{ \epsilon_{z\alpha\beta} \sum_{sl} \sum_{\mathbf{k}} \sum_{\substack{n,n' \in \text{o}, \\ m \in \text{e}}} C_{sl,n}(\mathbf{k}) C_{sl,n'}^*(\mathbf{k}) \right. \\ & \times (E_{m\mathbf{k}} - \mu) \langle u_{n\mathbf{k}} | \partial_{k_\alpha} u_{m\mathbf{k}} \rangle \langle \partial_{k_\beta} u_{m\mathbf{k}} | u_{n'\mathbf{k}} \rangle \Big\} \\ & - \frac{e}{2\hbar A} \text{Im} \left\{ \epsilon_{z\alpha\beta} \sum_{sl} \sum_{\mathbf{k}} \sum_{\substack{m,m' \in \text{e}, \\ n \in \text{o}}} C_{sl,m}(\mathbf{k}) C_{sl,m'}^*(\mathbf{k}) \right. \\ & \times (E_{n\mathbf{k}} - \mu) \langle u_{m\mathbf{k}} | \partial_{k_\alpha} u_{n\mathbf{k}} \rangle \langle \partial_{k_\beta} u_{n\mathbf{k}} | u_{m'\mathbf{k}} \rangle \Big\} \\ & \equiv \sum_l M_z^{(l)}, \end{aligned} \quad (3)$$

where o/e for occupied/empty states, $|u_{n\mathbf{k}}\rangle$ is the periodic part of $|\psi_{n\mathbf{k}}\rangle$ and $\epsilon_{z\alpha\beta}$ with $\alpha, \beta = x, y$ is the antisymmetric tensor. The layer-resolved magnetization of the l -th layer $M_z^{(l)}$ is then defined by summing over all the degrees of freedom except the layer index. For illustration, we model the 2D Chern-layer constituents of 3D Chern insulator by 2D Haldane model. Without loss of generality, the Chern number for each layer is set to be $C = 1$ and interlayer coupling is weak such that the bulk gap remains finite. Details of parameters is shown in Fig. 1(b). In our numerical calculations, we consider two types of stacking, AA and AB, as illustrated in Fig. 1(c) and the slab consists of five or six layers. The \mathbf{k} mesh is set to 100×100 . The chemical potential μ is determined by looking for charge neutrality point in the same system with open boundary conditions. Then, $\alpha_{zz}^{(l)}$ can be obtained by numerically taking the ratio between change of $M_z^{(l)}$ and \mathcal{E}_z . We find that $M_z^{(l)}$ varies linearly for weak electric field for both types of stacking (see Fig. 1 in Supplemental Material [31]). The obtained $\alpha_{zz}^{(l)}$ is quantized to integers if N_L odd or to half-integers if N_L even, as shown in Table II. The distribution is symmetric to the central plane of the system and the total α_{zz} is indeed vanishing as dictated by mirror symmetry. The quantization is limited to 1% precision due to the finite-size effect [31].

If \mathcal{E}_z is so weak that the electrostatic potential drop between the top and bottom layers can be treated as a perturbation to the system, then $\alpha_{zz}^{(l)}$ can be determined semi-analytically using perturbation theory. After considerable algebra, a semi-analytic formula for $\alpha_{zz}^{(l)}$ is derived. Details are given in Sec. III of Supplemental Material [31]. We say “semi-analytic” since the determination of the chemical potential still requires solving numerically the system with open boundary condition, which is unavoidable due to the presence of gapless surface states in 3D Chern insulators. Therefore, one can directly calculate $\alpha_{zz}^{(l)}$ using only the energy and Bloch functions of the unperturbed system. As shown in the parenthesis of Table II, $\alpha_{zz}^{(l)}$ obtained by semi-analytic perturbation theory follow exactly the same quantization rule as those calculated by numerical finite-difference method.

TABLE I. Layer-resolved $\alpha_{zz}^{(l)}$ in units of e^2/h obtained by numerical finite difference and those evaluated by perturbation theory given in the parenthesis.

Layer Index	1	2	3	4	5	6
AA,5	1.9893 (1.9905)	0.9971 (0.9982)	-0.0010 (9.80E-14)	-0.9990 (-0.9982)	-1.9918 (-1.9905)	/
AB,5	1.9289 (1.9739)	0.9525 (0.9973)	-0.0456 (5.29E-05)	-1.0424 (-0.9974)	-2.0194 (-1.9739)	/
AA,6	2.5365 (2.4894)	1.5444 (1.4974)	0.5464 (0.4992)	-0.4519 (-0.4992)	-1.4502 (-1.4974)	-2.4423 (-2.4894)
AB,6	2.4863 (2.4727)	1.5098 (1.4962)	0.5123 (0.4987)	-0.4855 (-0.4990)	-1.4828 (-1.4963)	-2.4592 (-2.4727)

TABLE II. Difference between $\alpha_{zz}^{(l)}$ of neighboring layers in units of e^2/h obtained by numerical finite difference and those evaluated by perturbation theory given in the parenthesis.

$\alpha_{zz}^{(l+1)} - \alpha_{zz}^{(l)}$	$l = 1$	$l = 2$	$l = 3$	$l = 4$	$l = 5$
AA,5	-0.9921(-0.9922)	-0.9982(-0.9982)	-0.9980(-0.9982)	-0.9927(-0.9922)	/
AB,5	-0.9794(-0.9766)	-0.9981(-0.9972)	-0.9968(-0.9972)	-0.9770(-0.9766)	/
AA,6	-0.9921(-0.9920)	-0.9980(-0.9982)	-0.9983(-0.9983)	-0.9983(-0.9982)	-0.9921(-0.9920)
AB,6	-0.9764(-0.9766)	-0.9976(-0.9975)	-0.9978(-0.9977)	-0.9973(-0.9972)	-0.9764(-0.9765)

To understand the origin of the quantization in $\alpha_{zz}^{(l)}$, one can consider the simplest case where neighboring layers are completely decoupled from each other such that the Hamiltonian is block diagonal in layer space. The only contribution to $\alpha_{zz}^{(l)}$ comes from $E_{n\mathbf{k}} - \mu$ (see Eq. (3)). Then, we can prove exactly that the difference in $\alpha_{zz}^{(l)}$ between the two neighboring layers is quantized (see Sec. V of Supplemental Material [31])

$$\alpha_{zz}^{(l+1)} - \alpha_{zz}^{(l)} = -C \frac{e^2}{h}, \quad (4)$$

or equivalently,

$$\frac{\partial \alpha_{zz}(l)}{\partial l} = -C \frac{e^2}{h}. \quad (5)$$

This quantization rule remains robust even in the presence of considerable interlayer hopping, as shown in Table II with $C = 1$. Knowing that the total α_{zz} is vanishing, we can deduce that $\alpha_{zz}^{(l)}$ is integer quantized in units of e^2/h for odd number of layers or half-integer quantized for even number of layers, consistent with the previous findings.

It is the topological edge states that give rise to the quantized $\partial_l \alpha_{zz}(l)$ in a 3D Chern insulator. Intuitively, 3D Chern insulator is formed by stacking N_L 2D Chern insulators. There must be N_L gapless chiral edge states and a charge neutral μ crosses with all the edge states. A weak uniform \mathcal{E}_z induces different occupation for the edge states of different layer when the system is back to equilibrium. The redistribution of electrons among different layers can be equivalently modelled by layer-resolved chemical potential $\mu^{(l)} = \mu_0 - e\mathcal{E}_z d(l - \Delta l_{N_L})$, where μ_0 is the chemical potential in the absence of electric field and $\Delta l_{N_L} = (N_L + 1)/2$ such that the total number of electrons is unchanged, namely $\sum \mu^{(l)} = N_L \mu_0$. Since the chemical potential is in the bulk gap, all the

changes in $M_z^{(l)}$ stems from the surface-state contribution [6, 30, 32, 33]:

$$M_z^{(l)} = \mu^{(l)} \frac{e}{\hbar d} C_z(l). \quad (6)$$

where the division by d makes $M_z^{(l)}$ volumetric. Therefore, we can get a simple formula for $\alpha_{zz}^{(l)}$ as follows

$$\alpha_{zz}^{(l)} = \frac{\partial M_z^{(l)}}{\partial \mu^{(l)}} \frac{\partial \mu^{(l)}}{\partial \mathcal{E}_z} = -C_z(l) \frac{e^2}{h} (l - \Delta l_{N_L}), \quad (7)$$

consistent with Eq. (4) knowing that $C_z(l) = C$. The behavior for even and odd number of layers are given precisely by the shift Δl_{N_L} . This picture is exact in the interlayer decoupled case and generalizable to the interlayer coupled case by the topological argument, as long as the bulk gap is not closed so that the layer Chern number remains quantized $C_z(l) = C$ [34–37].

Layer-resolved electric polarization– The same quantization rule also exists for a genuine 3D Chern insulator in which the vertical stacking of 2D Chern layers goes to infinity with periodic boundary condition. To evaluate $\alpha_{zz}^{(l)}$, it is convenient to calculate the change of layer-resolved polarization $P_z^{(l)}$ [38] under a finite weak magnetic field B_z . By adopting a magnetic field commensurate with crystalline lattice, we restore the translational symmetry in all the three directions such that $\alpha_{zz}^{(l)}$ is determined in the thermodynamic limit without explicitly invoking finite-size effect in the slab geometry.

Before calculating $\alpha_{zz}^{(l)}$, we need to properly define the electronic contribution of layer polarization $P_z^{(l)}$, which can be written in terms of the maximally localized Wannier center for each layer in the stacking direction, denoted as \bar{z}_l [38]

$$P_z^{(l)} = -\frac{e}{\Omega d} \bar{z}_l \quad (8)$$

where Ω is the area of the 2D magnetic unit cell, interlayer distance is constant $d = 1$ and the averaged maximally localized Wannier center is proportional to the averaged Berry phase θ_l calculated by parallel-transport method [38, 39]

$$\bar{z}_l = \frac{N_L d}{N_k} \sum_k \frac{-\theta_l}{2\pi}. \quad (9)$$

where N_k is the total number of \mathbf{k} points in the x - y plane. In practice, parallel-transport method gives $N_L N_k$ Berry phases, which are then categorized into θ_l of different layers based on the smallest distance criterion. Here N_L is the number of layers in an artificially chosen slab, and we consider infinite stacking of slabs with periodic boundary condition imposed, so that the vertical size of 3D Brillouin zone is set to $2\pi/(N_L d)$.

It turns out that even with a relative strong interlayer coupling (t_3, t_4 is of the same order magnitude as t_2), the Wannier centers still sit closely to each layer [31]. In practice, we use a magnetic field such that the magnetic flux piercing the atomic unit cell is $p/q = 1/30$. A $48 \times 48 \times 48$ \mathbf{k} mesh is adopted for numerical calculations. We obtain a similar quantization rule for $\alpha_{zz}^{(l)}$ as shown in Table III. Compared with previous calculations, the quantization is much better ($\sim 0.1\%$) in such situation with fully periodic boundary condition.

TABLE III. Layer-resolved response in units of $[e^2/h]$ in the thermodynamic limit using $\partial P/\partial B$.

Layer Index	1	2	3	4	5
AA,4	1.499985	0.50002	-0.49998	-1.50002	/
AA,5	1.999985	1.00002	0.00002	-1.00000	-2.00001
AB,4	1.50401	0.49599	-0.50555	-1.49445	/

Here we give a somewhat rigorous proof of the quantization rule Eq. (4) for interlayer-coupled 3D Chern insulators. Under finite B_z , due to Streda formula, the layer charge density n_l follows $\partial n_l/\partial B_z = -C_z(l)e^2/h$ for all layers, with $C_z(l)$ denoting layer Chern number. Therefore, by Streda formula, whenever there is a change in the total charge density (of the N_L -layer unit cell) induced by B_z , it has to be evenly distributed to the N_L equidistant averaged Wannier centers, as long as $C_z(l)$ is still well defined and quantized. The additional layer charge density leads to a change in layer-resolved polarization $\delta P_z^{(l)} = \delta n_l \bar{z}_l/d$ (according to Eq. (8)), which is induced by B_z . Thus, the layer-resolved OME coupling is given by:

$$\alpha_{zz}^{(l)} = \frac{\delta P_z^{(l)}}{\delta n_l} \frac{\delta n_l}{\delta B_z} = -\frac{\bar{z}_l}{d} C_z(l) \frac{e^2}{h}. \quad (10)$$

Note that the average Wannier center \bar{z}_l does not necessarily sit at the corresponding layer position due to lack of

TABLE IV. Difference between neighboring layer-resolved response in units of $[e^2/h]$ in systems with substrate.

$\alpha_{zz}^{(l+1)} - \alpha_{zz}^{(l)}$	$l = 1$	$l = 2$	$l = 3$	$l = 4$
$t_3 = 0, t_4 = 0$	-0.9972	-0.9972	-0.9972	-0.9972
$t_3 = 1/6, t_4 = 0$	-0.9972	-0.9972	-0.9972	-0.9972
$t_3 = 0.3, t_4 = 0$	-0.9972	-0.9972	-0.9972	-0.9972
$t_3 = 1/6, t_4 = 3t_3/4$	-0.9934	-0.9978	-0.9978	-0.9937
$t_3 = 0.3, t_4 = 3t_3/4$	-0.9840	-0.9996	-0.9990	-0.9849

symmetry. Let $\bar{z}_l = ld + \Delta z$ as in our cases with constant interlayer distance d , then Eq. (4) follows immediately. Actually the validity of Eq. (4) even does not require uniform layer charge density when $B_z = 0$. The only requirement is that the bulk gap remains opened and layer Chern number remains exactly quantized as interlayer coupling is turned on, which is obvious for disorder-free 3D Chern insulators where k_z is a good quantum number.

For illustration, let us consider a slab breaking inversion and mirror symmetries by introducing a different on-site energy only to the first layer (denoted as substrate layer) such that the total response α_{zz} becomes finite. In practice, the slab consists of five AA-stacked layers. We set the on-site energy of the first layer to be $1/6$ while varying the amplitude of $t_{3,4}$. We calculate $\alpha_{zz}^{(l)}$ using Eq. (3) with 90×90 \mathbf{k} mesh. As shown in Table IV, although $\alpha_{zz}^{(l)}$ itself does not follow any quantization rule [31], the difference between the neighboring layer-resolved responses is quantized to layer Chern number as predicted. This shows that the most intrinsic quantization rule is Eq. (4). Nevertheless, symmetry can impose additional constraints on the values of Δz . For example, mirror or inversion symmetry forces Δz to be integer or half integer, as observed in Table II and III.

Therefore, we see from above that the quantization rule Eq. 4 is precisely given by the integer number of transferred states projected to each layer, which essentially originate from the quantized layer Chern number and topological edge states in open boundary condition. This reveals again the topological nature of the quantization in $\alpha_{zz}^{(l)}$.

Robustness of quantization— In the presence of disorder, as long as the bulk gap is not closed by disorder such that layer Chern number remains well defined and quantized, the change of layer charge density induced by magnetic field would still remain quantized as dictated by Streda formula. Thus, the quantization rule of Eq. (4) is still valid. More numerical evidence of the robustness of Eq. (4) in the presence of disorder is given in Table V. In practice, we need to calculate $\alpha_{zz}^{(l)}$ numerically by finite difference in the open boundary conditions. Disorder is modelled by random on-site potential. Two types of disorder are introduced. The first type is that on-site energy only fluctuates in-plane repeating itself among all

TABLE V. Statistical layer-resolved response in units of $[e^2/h]$ in the presence of disorder using $\partial M/\partial \mathcal{E}$ (fluctuation $\equiv \text{std}(15-1)$)).

layer index	2	1	0	-1	-2
bare	1.9401	0.9934	-0.0034	-0.9875	-1.9426
Type-I average	1.9398	0.9932	-0.0034	-0.9874	-1.9422
Type-II average	1.8965	1.0213	0.0512	-0.9527	-2.0127
Type-I fluctuation	2.73×10^{-4}	1.47×10^{-4}	1.34×10^{-5}	1.37×10^{-4}	2.82×10^{-4}
Type-II fluctuation	0.0443	0.0584	0.0600	0.0286	0.0407

the layers. The second type breaks the translation symmetry such that on-site energy fluctuates among all the sites of all layers. We consider 15 disorder configurations and then analyze the results statistically. Here we set $t_3 = 0.2$, $t_4 = 0$, and a strong disorder with amplitude $0.4t_3$. As shown in Table V, the quantization rule remains good statistically not only for Type-I disorder preserving layer translation symmetry but also Type-II disorder breaking it. This is because the amplitude of the disorder does not close the gap so that layer Chern number can still be well defined.

Discussions— It worth noting that $\alpha_{zz}^{(l)}$ is only defined modulo $N_{\text{sub}}Ce^2/h$, which is rooted in the indeterminacy of electric polarization that the choice of unit cell is arbitrary. Here N_{sub} is the number of inequivalent layers within the smallest unit cell. Nevertheless, the difference between $\alpha_{zz}^{(l)}$ of two neighboring layers is physically measurable and is a topological quantity. The ambiguity in the branch choice of $\alpha_{zz}^{(l)}$ is either fixed by the symmetry constraint on the total bulk response $\sum_l \alpha^{(l)}$ or by boundary condition at the surface. We also note that when the total number of layers increases to a certain extent, even a very small electric field applied in the z direction will cause Zener tunnelling and the system then is no longer an insulator. This imposes a truncation to the otherwise diverging layer-resolved OME response.

In summary, we propose a never-mentioned, quantized layer-resolved OME response in generic 3D Chern insulators. This OME response is quantized or half-quantized to e^2/h in the presence of inversion or mirror symmetry. Notably, even in the absence of symmetries, the gradient of the OME coupling is still exactly quantized in unit of e^2/h given by Eq. (5). We demonstrate the robustness of the quantization rule against disorder through numerical calculations and topological argument using the Streda formula. Such considerable and quantized difference between layer-resolved OME $\alpha_{zz}^{(l)}$ is in principle measurable in experiments. For example, in a slab system, applying an out-of-plane electric field would induce a quantized change in orbital magnetization at the top and bottom layers, which may be probed by SQUID-on-tip microscope [40, 41].

This work is supported by the National Natural Science Foundation of China (grant No. 12174257) and the National Key R & D program of China (grant No.

2020YFA0309601).

* These authors contributed equally.

† liujp@shanghaitech.edu.cn

- [1] F. D. M. Haldane, Phys. Rev. Lett. **61**, 2015 (1988).
- [2] D. J. Thouless, M. Kohmoto, M. P. Nightingale, and M. den Nijs, Phys. Rev. Lett. **49**, 405 (1982).
- [3] C. L. Kane and E. J. Mele, Phys. Rev. Lett. **95**, 226801 (2005).
- [4] C. L. Kane and E. J. Mele, Phys. Rev. Lett. **95**, 146802 (2005).
- [5] M. Kohmoto, Annals of Physics **160**, 343 (1985).
- [6] D. Vanderbilt, *Berry phases in electronic structure theory: electric polarization, orbital magnetization and topological insulators* (Cambridge University Press, 2018).
- [7] B. A. Bernevig and T. L. Hughes, *Topological Insulators and Topological Superconductors* (Princeton University Press, 2013).
- [8] C.-Z. Chang, J. Zhang, X. Feng, J. Shen, Z. Zhang, M. Guo, K. Li, Y. Ou, P. Wei, L.-L. Wang, Z.-Q. Ji, Y. Feng, S. Ji, X. Chen, J. Jia, X. Dai, Z. Fang, S.-C. Zhang, K. He, Y. Wang, L. Lu, X.-C. Ma, and Q.-K. Xue, Science **340**, 167 (2013), <https://www.science.org/doi/pdf/10.1126/science.1234414>.
- [9] Y. Deng, Y. Yu, M. Z. Shi, Z. Guo, Z. Xu, J. Wang, X. H. Chen, and Y. Zhang, Science **367**, 895 (2020), <https://www.science.org/doi/pdf/10.1126/science.aax8156>.
- [10] M. Serlin, C. L. Tschirhart, H. Polshyn, Y. Zhang, J. Zhu, K. Watanabe, T. Taniguchi, L. Balents, and A. F. Young, Science **367**, 900 (2020), <https://www.science.org/doi/pdf/10.1126/science.aay5533>.
- [11] B. I. Halperin, Japanese Journal of Applied Physics **26**, 1913 (1987).
- [12] M. Z. Hasan and C. L. Kane, Rev. Mod. Phys. **82**, 3045 (2010).
- [13] X.-L. Qi and S.-C. Zhang, Rev. Mod. Phys. **83**, 1057 (2011).
- [14] Y. J. Jin, R. Wang, B. W. Xia, B. B. Zheng, and H. Xu, Phys. Rev. B **98**, 081101(R) (2018).
- [15] B. J. Wieder, K.-S. Lin, and B. Bradlyn, Phys. Rev. Res. **2**, 042010(R) (2020).
- [16] M. Kohmoto, B. I. Halperin, and Y.-S. Wu, Physica B: Condensed Matter **184**, 30 (1993).
- [17] F. D. M. Haldane, Phys. Rev. Lett. **93**, 206602 (2004).
- [18] J. E. Moore and L. Balents, Phys. Rev. B **75**, 121306(R) (2007).
- [19] R. Roy, Phys. Rev. B **79**, 195322 (2009).
- [20] L. Fu and C. L. Kane, Phys. Rev. B **74**, 195312 (2006).

- [21] X.-L. Qi, T. L. Hughes, and S.-C. Zhang, Phys. Rev. B **78**, 195424 (2008).
- [22] A. M. Essin, J. E. Moore, and D. Vanderbilt, Phys. Rev. Lett. **102**, 146805 (2009).
- [23] A. M. Essin, A. M. Turner, J. E. Moore, and D. Vanderbilt, Phys. Rev. B **81**, 205104 (2010).
- [24] A. Malashevich, I. Souza, S. Coh, and D. Vanderbilt, New Journal of Physics **12**, 053032 (2010).
- [25] S. Coh, D. Vanderbilt, A. Malashevich, and I. Souza, Phys. Rev. B **83**, 085108 (2011).
- [26] C. Brouder, G. Panati, M. Calandra, C. Mourougane, and N. Marzari, Phys. Rev. Lett. **98**, 046402 (2007).
- [27] A. A. Soluyanov and D. Vanderbilt, Phys. Rev. B **85**, 115415 (2012).
- [28] J. Liu and D. Vanderbilt, Phys. Rev. B **92**, 245138 (2015).
- [29] R. Bianco and R. Resta, Phys. Rev. Lett. **110**, 087202 (2013).
- [30] R. Bianco and R. Resta, Phys. Rev. B **93**, 174417 (2016).
- [31] See Supplemental Materials for: (a) Definition of layer-resolved orbital magnetization and layer Chern number; (b) Layer-resolved orbital magnetization varies linearly with electric field; (c) Derivation of perturbation theory for layer-resolved orbital magnetoelectric response; (d) Proof of layer index gauge invariance in the formula of perturbation theory; (e) Proof of the quantization of layer-resolved orbital magnetoelectric response in the absence of interlayer coupling; (f) More details on numerical evaluations and discussion on finite-size effect; and (g) the off-diagonal orbital magnetoelectric response in Chern insulators.
- [32] T. Thonhauser, D. Ceresoli, D. Vanderbilt, and R. Resta, Phys. Rev. Lett. **95**, 137205 (2005).
- [33] D. Ceresoli, T. Thonhauser, D. Vanderbilt, and R. Resta, Phys. Rev. B **74**, 024408 (2006).
- [34] M. Gu, J. Li, H. Sun, Y. Zhao, C. Liu, J. Liu, H. Lu, and Q. Liu, Nature communications **12**, 3524 (2021).
- [35] T. Rauch, T. Olsen, D. Vanderbilt, and I. Souza, Phys. Rev. B **98**, 115108 (2018).
- [36] N. Varnava and D. Vanderbilt, Phys. Rev. B **98**, 245117 (2018).
- [37] R. Bianco and R. Resta, Phys. Rev. B **84**, 241106(R) (2011).
- [38] X. Wu, O. Diéguez, K. M. Rabe, and D. Vanderbilt, Phys. Rev. Lett. **97**, 107602 (2006).
- [39] N. Marzari and D. Vanderbilt, Phys. Rev. B **56**, 12847 (1997).
- [40] H. Zhou, N. Auerbach, M. Uzan, Y. Zhou, N. Banu, W. Zhi, M. E. Huber, K. Watanabe, T. Taniguchi, Y. Myasoedov, *et al.*, Nature **624**, 275 (2023).
- [41] H. Zhou, N. Auerbach, I. Roy, M. Bocarsly, M. E. Huber, B. Barick, A. Pariari, M. Hücker, Z. S. Lim, A. Ariando, A. I. Berdyugin, N. Xin, M. Rappaport, Y. Myasoedov, and E. Zeldov, Review of Scientific Instruments **94**, 053706 (2023), https://pubs.aip.org/aip/rsi/article-pdf/doi/10.1063/5.0142073/17614659/053706_1.5.0142073.pdf.

Supplemental Materials of “Orbital magnetoelectric coupling of three dimensional Chern Insulator”

I. EXPRESSIONS OF LAYER-RESOLVED ORBITAL MAGNETIZATION AND LAYER CHERN NUMBER

Our definition of layer-resolved orbital magnetization is inspired from the existing definition of local orbital magnetization given by [29, 30]. In this section, we will derive several expressions for layer-resolved orbital magnetization in a slab. We also define layer Chern number using local Chern marker at the end of this section.

Naive definition of layer-resolved orbital magnetization

From classical electrodynamics, the orbital magnetization of a macroscopically homogeneous system is given by

$$\mathbf{M} = \frac{\mathbf{m}}{V} = \frac{1}{2V} \int d\mathbf{r} \mathbf{r} \times \mathbf{j}(\mathbf{r}), \quad (1)$$

where V is the volume of the system, \mathbf{r} is the position and \mathbf{j} is the current density. Note that the magnetic moment \mathbf{m} is extensive while the magnetization \mathbf{M} is intensive. In the thermodynamic limit with periodic boundary condition (PBC), a quantum expression for orbital \mathbf{M} in 2D case, namely M_z , can be written as

$$\begin{aligned} M_z &= \frac{-e}{2A} \sum_{E_n < \mu} \langle \phi_n | \mathbf{r} \times \mathbf{v} | \phi_n \rangle \Big|_z = -\frac{ie}{2\hbar A} \sum_{E_n < \mu} \langle \phi_n | \mathbf{r} \times [H, \mathbf{r}] | \phi_n \rangle \Big|_z \\ &= -\frac{ie}{2\hbar A} \sum_{E_n < \mu} (\langle \phi_n | xHy | \phi_n \rangle - \langle \phi_n | yHx | \phi_n \rangle) \\ &= -\frac{ie}{2\hbar A} \sum_{E_n < \mu} 2i \text{Im} \langle \phi_n | xHy | \phi_n \rangle = \frac{e}{\hbar A} \text{Im} \sum_{E_n < \mu} \langle \phi_n | xHy | \phi_n \rangle \\ &\equiv \frac{e}{\hbar A} \text{Im} \text{Tr}\{PxHyP\}, \end{aligned} \quad (2)$$

where H is the system's Hamiltonian, A is the total area, $e > 0$ is the elementary charge, and $|\phi_n\rangle$ s are the eigenstates. Here, only spinless case is discussed. The first equality comes from $\mathbf{v} = \frac{i}{\hbar}[H, \mathbf{r}]$. The last equality use the occupied-state projector P . In the following, we also need the empty-state Q , the complement of P . So, we give their definition together

$$P = \sum_{E_n < \mu} |\phi_n\rangle\langle\phi_n|, \quad Q = 1 - P. \quad (3)$$

The trace operation Tr is to sum over all the eigenstates of the Hilbert space.

Note that this expression only applies to systems with open boundary condition (OBC). This is because position operators are ill-defined in the thermodynamic limit and terms like $\langle \phi_n | \mathbf{r} | \phi_n \rangle$ diverge. This formula is particularly useful when we introduce disorder in the system in OBC. It contains both the contribution of circulation of the current density from the bulk and the contribution from the surface. Then, one can define layer-resolved orbital magnetization as

$$M_z^{(l)} = \frac{e}{\hbar A} \text{Im} \sum_{\mathbf{R}, s} \langle sl, \mathbf{R} | PxHyP | sl, \mathbf{R} \rangle, \quad (4)$$

where the atomic lattice basis $|sl, \mathbf{R}\rangle$ represents the site at layer l , sublattice s of unit-cell \mathbf{R} .

Definition of layer-resolved orbital magnetization in the thermodynamic limit

In the thermodynamic limit namely with PBC, we can derive another expression for M_z [29] starting from Eq. (2). Since

$$H = (P + Q)H(P + Q) = PHP + QHQ, \quad (5)$$

then

$$\begin{aligned} M_z &= \frac{e}{\hbar A} \text{Im Tr}\{Px(PHP + QHQ)yP\} = \frac{e}{\hbar A} \text{Im Tr}\{PxPHPyP + PxQHQP\} \\ &= \frac{e}{\hbar A} \text{Im Tr}\{PxQHQP + (1 - Q)xPHPy(1 - Q)\}, \end{aligned} \quad (6)$$

where

$$\begin{aligned} \text{Im Tr}\{(1 - Q)xPHPy(1 - Q)\} &= \text{Im Tr}\{xPHPy - QxPHPy - xPHPyQ + QxPHPyQ\} \\ &= \text{Im Tr}\{-2QxPHPy(P + Q) + QxPHPyQ\} \\ &= \text{Im Tr}\{-2QxPHPyP - QxPHPyQ\} \\ &= \text{Im Tr}\{-2PQxPHPy - QxPHPyQ\} \\ &= \text{Im Tr}\{-QxPHPyQ\}, \end{aligned} \quad (7)$$

Here we use the fact that $\text{Im Tr}\{xPHPy\} = 0$, since

$$(\text{Tr}\{xPHPy\})^* = \text{Tr}\{yPHPx\} = \text{Tr}\{xyPHP\} = \text{Tr}\{yxPHP\} = \text{Tr}\{xPHPy\}. \quad (8)$$

Finally, we get

$$M_z = \frac{e}{\hbar A} \text{Im Tr}\{PxQHQP - QxPHPyQ\}. \quad (9)$$

or more generally,

$$M_\gamma = \frac{e}{2\hbar A} \text{Im}[\epsilon_{\gamma\alpha\beta} \text{Tr}\{Pr_\alpha QHQR_\beta P - Qr_\alpha PHPr_\beta Q\}] \quad (10)$$

where the summation over repeated indices is implied and $\epsilon_{\gamma\alpha\beta}$ is the anti-symmetric tensor with $\alpha, \beta, \gamma = x, y, z$.

The key observation is that PrQ and QrP are well-defined and regular even in an unbounded system within PBC. In principle, Eq. (9) only applies to a system which remains gapped both in bulk and at edges (since we assume $PHQ = QHP = 0$), and therefore does not apply, as such, to Chern insulators. However, we can make the substitution of $H \rightarrow H - \mu$ for Chern insulators or metals [29]. Under this substitution, Eq. (9) is suitable to both systems with PBC and those with OBC.

We try to get the k -space expression [30] of Eq. (9) in a slab with PBC in the x, y plane but finite in the z direction, namely Eq. (3) in the main text. Suppose the eigenstates of the slab are $|\psi_{n\mathbf{k}}\rangle$. First, we need to evaluate

$$\begin{aligned} \langle \psi_{n'\mathbf{k}'} | \mathbf{r} | \psi_{n\mathbf{k}} \rangle &= \int d\mathbf{r} e^{-i\mathbf{k}' \cdot \mathbf{r}} u_{n'\mathbf{k}'}^*(\mathbf{r}) \mathbf{r} e^{i\mathbf{k} \cdot \mathbf{r}} u_{n\mathbf{k}}(\mathbf{r}) \\ &= \sum_{\mathbf{R}} \left(\int_{\Omega_0} d\mathbf{r} e^{-i\mathbf{k}' \cdot \mathbf{r}} u_{n'\mathbf{k}'}^*(\mathbf{r}) (-i\partial_{\mathbf{k}} e^{i\mathbf{k} \cdot \mathbf{r}}) u_{n\mathbf{k}}(\mathbf{r}) \right) e^{i(\mathbf{k} - \mathbf{k}') \cdot \mathbf{R}} \\ &= N_{\text{cell}} \delta_{\mathbf{k}, \mathbf{k}'} \int_{\Omega_0} d\mathbf{r} u_{n'\mathbf{k}}^*(\mathbf{r}) i \partial_{\mathbf{k}} u_{n\mathbf{k}} \\ &= N_{\text{cell}} \delta_{\mathbf{k}, \mathbf{k}'} i \langle u_{n'\mathbf{k}} | \partial_{\mathbf{k}} u_{n\mathbf{k}} \rangle_{\Omega_0}, \end{aligned} \quad (11)$$

where the third equality comes from $\partial_{\mathbf{k}} \langle \psi_{n'\mathbf{k}} | \psi_{n\mathbf{k}} \rangle = 0$. Here we choose to normalize the eigenstates over the unit cell Ω_0 , so $\langle \psi_{n\mathbf{k}} | \psi_{n\mathbf{k}} \rangle = N_{\text{cell}}$, while the definition of projectors is normalized to unity ($P^2 = P$). Therefore, we can express the projectors as

$$\begin{aligned} QrP &= \frac{1}{N_{\text{cell}}} \sum_{\mathbf{k}, n \in \text{occ.}} \frac{1}{N_{\text{cell}}} \sum_{\mathbf{k}', n' \in \text{emp.}} |\psi_{n'\mathbf{k}'}\rangle \langle \psi_{n'\mathbf{k}'} | \mathbf{r} | \psi_{n\mathbf{k}} \rangle \langle \psi_{n\mathbf{k}} | \\ &= \frac{1}{N_{\text{cell}}} \sum_{n \in \text{occ.}} \sum_{n' \in \text{emp.}} \sum_{\mathbf{k}} |\psi_{n'\mathbf{k}}\rangle i \langle u_{n'\mathbf{k}} | \partial_{\mathbf{k}} u_{n\mathbf{k}} \rangle_{\Omega_0} \langle \psi_{n\mathbf{k}} |. \end{aligned} \quad (12)$$

Similarly,

$$PrQ = \frac{1}{N_{\text{cell}}} \sum_{n \in \text{occ.}} \sum_{n' \in \text{emp.}} \sum_{\mathbf{k}} |\psi_{n\mathbf{k}}\rangle i \langle u_{n\mathbf{k}} | \partial_{\mathbf{k}} u_{n'\mathbf{k}} \rangle_{\Omega_0} \langle \psi_{n'\mathbf{k}} |. \quad (13)$$

Then,

$$\begin{aligned}
Pr_\alpha QHQr_\beta P &= \frac{1}{N_{\text{cell}}^2} \sum_{\mathbf{k}, \mathbf{k}'} \sum_{\substack{n \in \text{occ.}, \\ m \in \text{emp.}}} \sum_{\substack{n' \in \text{occ.}, \\ m' \in \text{emp.}}} |\psi_{n\mathbf{k}}\rangle i \langle u_{n\mathbf{k}} | \partial_{k_\alpha} u_{m\mathbf{k}} \rangle_{\Omega_0} \langle \psi_{m\mathbf{k}} | H | \psi_{m'\mathbf{k}'} \rangle i \langle u_{m'\mathbf{k}'} | \partial_{k_\beta} u_{n'\mathbf{k}'} \rangle_{\Omega_0} \langle \psi_{n'\mathbf{k}'} | \\
&= \frac{1}{N_{\text{cell}}} \sum_{\mathbf{k}} \sum_{\substack{n, n' \\ \in \text{occ.}}} \sum_{\substack{m, m' \\ \in \text{emp.}}} |\psi_{n\mathbf{k}}\rangle \langle \psi_{n'\mathbf{k}} | \langle \partial_{k_\alpha} u_{n\mathbf{k}} | u_{m\mathbf{k}} \rangle_{\Omega_0} H_{mm'}(\mathbf{k}) \langle u_{m'\mathbf{k}} | \partial_{k_\beta} u_{n'\mathbf{k}} \rangle_{\Omega_0},
\end{aligned} \tag{14}$$

where $H_{mm'}(\mathbf{k}) = \langle u_{m\mathbf{k}} | H_{\mathbf{k}} | u_{m'\mathbf{k}} \rangle_{\Omega_0}$ and $H_{\mathbf{k}} = e^{-i\mathbf{k} \cdot \mathbf{r}} H e^{i\mathbf{k} \cdot \mathbf{r}}$. The second equality comes from $\langle \psi_{m\mathbf{k}} | H | \psi_{m'\mathbf{k}'} \rangle = N_{\text{cell}} \delta_{\mathbf{k}, \mathbf{k}'} \langle u_{m\mathbf{k}} | H_{\mathbf{k}} | u_{m'\mathbf{k}'} \rangle_{\Omega_0}$ and $\langle u_{n\mathbf{k}} | \partial_{k_\alpha} u_{m\mathbf{k}} \rangle_{\Omega_0} = -\langle \partial_{k_\alpha} u_{n\mathbf{k}} | u_{m\mathbf{k}} \rangle_{\Omega_0}$ since $\partial_{k_\alpha} \langle u_{n\mathbf{k}} | u_{m\mathbf{k}} \rangle_{\Omega_0} = 0$.

With anti-symmetric tensor, it is convenient to write

$$\begin{aligned}
\epsilon_{\gamma\alpha\beta} Pr_\alpha QHQr_\beta P &= \epsilon_{\gamma\alpha\beta} \frac{1}{N_{\text{cell}}} \sum_{\mathbf{k}} \sum_{n, n' \in \text{occ.}} \left(\sum_{m, m' \in \text{all}} - \sum_{m, m' \in \text{occ.}} \right) \\
&\quad |\psi_{n\mathbf{k}}\rangle \langle \psi_{n'\mathbf{k}} | \langle \partial_{k_\alpha} u_{n\mathbf{k}} | u_{m\mathbf{k}} \rangle_{\Omega_0} H_{mm'}(\mathbf{k}) \langle u_{m'\mathbf{k}} | \partial_{k_\beta} u_{n'\mathbf{k}} \rangle_{\Omega_0},
\end{aligned} \tag{15}$$

where the second term in the parenthesis is vanishing by $\epsilon_{\gamma\alpha\beta}$ because of interchangeable indices. So,

$$\begin{aligned}
\epsilon_{\gamma\alpha\beta} \text{Tr}\{Pr_\alpha QHQr_\beta P\} &= \epsilon_{\gamma\alpha\beta} \sum_{\mathbf{k}} \sum_{n \in \text{occ}} \sum_{m \in \text{all}} \langle \partial_{k_\alpha} u_{n\mathbf{k}} | u_{m\mathbf{k}} \rangle_{\Omega_0} E_m \langle u_{m\mathbf{k}} | \partial_{k_\beta} u_{n\mathbf{k}} \rangle_{\Omega_0} \\
&= \epsilon_{\gamma\alpha\beta} \sum_{\mathbf{k}} \sum_{n \in \text{occ}} \langle \partial_{k_\alpha} u_{n\mathbf{k}} | H_{\mathbf{k}} | \partial_{k_\beta} u_{n\mathbf{k}} \rangle_{\Omega_0}.
\end{aligned} \tag{16}$$

Similarly,

$$\begin{aligned}
&\epsilon_{\gamma\alpha\beta} \text{Tr}\{Qr_\alpha PHPr_\beta Q\} \\
&= \epsilon_{\gamma\alpha\beta} \frac{1}{N_{\text{cell}}^2} \text{Tr}\left\{ \sum_{\mathbf{k}, \mathbf{k}'} \sum_{n, n' \in \text{occ}} \sum_{m, m' \in \text{emp.}} |\psi_{m\mathbf{k}}\rangle i \langle u_{m\mathbf{k}} | \partial_{k_\alpha} u_{n\mathbf{k}} \rangle_{\Omega_0} \langle \psi_{n\mathbf{k}} | H | \psi_{n'\mathbf{k}'} \rangle i \langle u_{n'\mathbf{k}'} | \partial_{k_\beta} u_{m'\mathbf{k}'} \rangle_{\Omega_0} \langle \psi_{m'\mathbf{k}'} | \right\} \\
&= \epsilon_{\gamma\alpha\beta} \sum_{\mathbf{k}} \sum_{n \in \text{occ}} \sum_{m \in \text{emp.}} \langle \partial_{k_\alpha} u_{m\mathbf{k}} | u_{n\mathbf{k}} \rangle_{\Omega_0} \langle u_{n\mathbf{k}} | H_{\mathbf{k}} | u_{n\mathbf{k}} \rangle_{\Omega_0} \langle u_{n\mathbf{k}} | \partial_{k_\beta} u_{m\mathbf{k}} \rangle_{\Omega_0} \\
&= \epsilon_{\gamma\alpha\beta} \sum_{\mathbf{k}} \sum_{n \in \text{occ}} \sum_{m \in \text{all}} E_{n\mathbf{k}} \langle \partial_{k_\beta} u_{n\mathbf{k}} | u_{m\mathbf{k}} \rangle_{\Omega_0} \langle u_{m\mathbf{k}} | \partial_{k_\alpha} u_{n\mathbf{k}} \rangle_{\Omega_0} \\
&= \epsilon_{\gamma\alpha\beta} \sum_{\mathbf{k}} \sum_{n \in \text{occ}} \langle \partial_{k_\beta} u_{n\mathbf{k}} | \partial_{k_\alpha} u_{n\mathbf{k}} \rangle_{\Omega_0} E_{n\mathbf{k}} = -\epsilon_{\gamma\alpha\beta} \sum_{\mathbf{k}} \sum_{n \in \text{occ}} \langle \partial_{k_\alpha} u_{n\mathbf{k}} | \partial_{k_\beta} u_{n\mathbf{k}} \rangle_{\Omega_0} E_{n\mathbf{k}}.
\end{aligned} \tag{17}$$

Suppose the slab consists of N_L layers in the z direction. The Bloch function can be written as

$$|\psi_{n\mathbf{k}}\rangle = \sum_s \sum_{l=1}^{N_L} C_{sl,n}(\mathbf{k}) |sl, \mathbf{k}\rangle \quad \text{with} \quad \mathbf{k} = (k_x, k_y), \tag{18}$$

where the Fourier basis $|sl, \mathbf{k}\rangle$ is defined as

$$\begin{cases} |sl, \mathbf{k}\rangle = \sum_{\mathbf{R}} e^{i\mathbf{k} \cdot \mathbf{R}} |sl, \mathbf{R}\rangle, \\ |sl, \mathbf{R}\rangle = \frac{1}{N_{\text{cell}}} \sum_{\mathbf{k}} e^{-i\mathbf{k} \cdot \mathbf{R}} |sl, \mathbf{k}\rangle, \end{cases} \tag{19}$$

where s means sublattice and l is layer index. The corresponding normalization relation becomes

$$\begin{cases} \langle sl, \mathbf{R} | s'l', \mathbf{R}' \rangle = \delta_{ss'} \delta_{ll'} \delta_{\mathbf{R}\mathbf{R}'}, \\ \langle sl, \mathbf{k} | s'l', \mathbf{k}' \rangle = N_{\text{cell}} \delta_{ss'} \delta_{ll'} \delta_{\mathbf{k}\mathbf{k}'}, \\ \langle \psi_{n\mathbf{k}} | \psi_{n'\mathbf{k}'} \rangle = N_{\text{cell}} \delta_{nn'} \delta_{\mathbf{k}\mathbf{k}'} . \end{cases} \tag{20}$$

So, from Eq. (16), we get

$$\begin{aligned}\epsilon_{\gamma\alpha\beta}\text{Tr}\{Pr_\alpha QH Qr_\beta P\} &= \epsilon_{\gamma\alpha\beta} \sum_{\mathbf{k}} \sum_{n \in \text{occ}} \langle \partial_{k_x} u_{n\mathbf{k}} | H_{\mathbf{k}} | \partial_{k_\beta} u_{n\mathbf{k}} \rangle_{\Omega_0} \\ &= \epsilon_{\gamma\alpha\beta} \sum_{\mathbf{k}} \sum_{n, n' \in \text{occ}} \sum_{m \in \text{emp}} \sum_{sl} C_{sl,n}(\mathbf{k}) C_{sl,n'}^*(\mathbf{k}) E_{m\mathbf{k}} \langle \partial_{k_\alpha} u_{n\mathbf{k}} | u_{m\mathbf{k}} \rangle_{\Omega_0} \langle u_{m\mathbf{k}} | \partial_{k_\beta} u_{n'\mathbf{k}} \rangle_{\Omega_0}.\end{aligned}\quad (21)$$

Similarly, Eq. (17) becomes

$$\begin{aligned}\epsilon_{\gamma\alpha\beta}\text{Tr}\{Qr_\alpha PHPr_\beta Q\} &= -\epsilon_{\gamma\alpha\beta} \sum_{\mathbf{k}} \sum_{n \in \text{occ}} \langle \partial_{k_\alpha} u_{n\mathbf{k}} | \partial_{k_\beta} u_{n\mathbf{k}} \rangle E_{n\mathbf{k}} \\ &= \epsilon_{\gamma\alpha\beta} \sum_{\mathbf{k}} \sum_{n \in \text{occ}} \sum_{m, m' \in \text{emp}} \sum_{sl} C_{sl,m}(\mathbf{k}) C_{sl,m'}^*(\mathbf{k}) E_{n\mathbf{k}} \langle u_{m\mathbf{k}} | \partial_{k_\alpha} u_{n\mathbf{k}} \rangle_{\Omega_0} \langle \partial_{k_\beta} u_{n\mathbf{k}} | u_{m'\mathbf{k}} \rangle_{\Omega_0}.\end{aligned}\quad (22)$$

So, M_z for the slab reads:

$$\begin{aligned}M_z &= \frac{e}{2\hbar A} \text{Im} \left\{ \epsilon_{z\alpha\beta} \sum_{sl} \sum_{\mathbf{k}} \sum_{n, n' \in \text{occ}} \sum_{m \in \text{emp}} C_{sl,n}(\mathbf{k}) C_{sl,n'}^*(\mathbf{k}) E_{m\mathbf{k}} \langle u_{n\mathbf{k}} | \partial_{k_\alpha} u_{m\mathbf{k}} \rangle_{\Omega_0} \langle \partial_{k_\beta} u_{m\mathbf{k}} | u_{n'\mathbf{k}} \rangle_{\Omega_0} \right\} \\ &\quad - \frac{e}{2\hbar A} \text{Im} \left\{ \epsilon_{z\alpha\beta} \sum_{sl} \sum_{\mathbf{k}} \sum_{n \in \text{occ}} \sum_{m, m' \in \text{emp}} C_{sl,m}(\mathbf{k}) C_{sl,m'}^*(\mathbf{k}) E_{n\mathbf{k}} \langle u_{m\mathbf{k}} | \partial_{k_\alpha} u_{n\mathbf{k}} \rangle_{\Omega_0} \langle \partial_{k_\beta} u_{n\mathbf{k}} | u_{m'\mathbf{k}} \rangle_{\Omega_0} \right\} \\ &\equiv \sum_l M_z^{(l)},\end{aligned}\quad (23)$$

where the layer-resolved orbital magnetization of the l -th layer $M_z^{(l)}$ is defined by summing all the degrees of freedom except layer l . As discussed before, when considering Chern insulators having surface contribution, one needs to replace $H \rightarrow H - \mu$ and $E_{n\mathbf{k}} \rightarrow E_{n\mathbf{k}} - \mu$ in the previous formula. Then, Eq. (3) of the main text is then derived.

Layer Chern number

In the same spirit, we can also define layer Chern number for a slab using local Chern marker [30, 37]

$$C_\gamma(\mathbf{r}) = \frac{i}{4\pi} \epsilon_{\gamma\alpha\beta} \langle \mathbf{r} | Pr_\alpha Qr_\beta P - Qr_\alpha Pr_\beta Q | \mathbf{r} \rangle. \quad (24)$$

In the Fourier basis, we can write down the k-space expression for layer Chern number

$$\begin{aligned}C_z &= -\frac{1}{4\pi} \epsilon_{z\alpha\beta} \text{Im} \text{Tr} \{ Pr_\alpha Qr_\beta P - Qr_\alpha Pr_\beta Q \} \\ &= -\frac{\pi}{A} \epsilon_{z\alpha\beta} \text{Im} \left\{ \sum_{sl} \sum_{n, n' \in \text{occ}} \sum_{m \in \text{emp}} \sum_{\mathbf{k}} C_{sl,n}(\mathbf{k}) C_{sl,n'}^*(\mathbf{k}) \langle u_{n\mathbf{k}} | \partial_{k_\alpha} u_{m\mathbf{k}} \rangle_{\Omega_0} \langle \partial_{k_\beta} u_{m\mathbf{k}} | u_{n'\mathbf{k}} \rangle_{\Omega_0} \right. \\ &\quad \left. - \sum_{sl} \sum_{n \in \text{occ}} \sum_{m, m' \in \text{emp}} \sum_{\mathbf{k}} C_{sl,m}(\mathbf{k}) C_{sl,m'}^*(\mathbf{k}) \langle u_{m\mathbf{k}} | \partial_{k_\alpha} u_{n\mathbf{k}} \rangle_{\Omega_0} \langle \partial_{k_\beta} u_{n\mathbf{k}} | u_{m'\mathbf{k}} \rangle_{\Omega_0} \right\} \\ &\equiv \sum_l C_z(l).\end{aligned}\quad (25)$$

II. LAYER-RESOLVED ORBITAL MAGNETIZATION UNDER FINITE VERTICAL ELECTRIC FIELD

In this section, we show that $M_z^{(l)}$ varies linearly with weak electric field for both types of stacking, independent of number of layers. Here, we calculate $M_z^{(l)}$ using the definition Eq. (23).

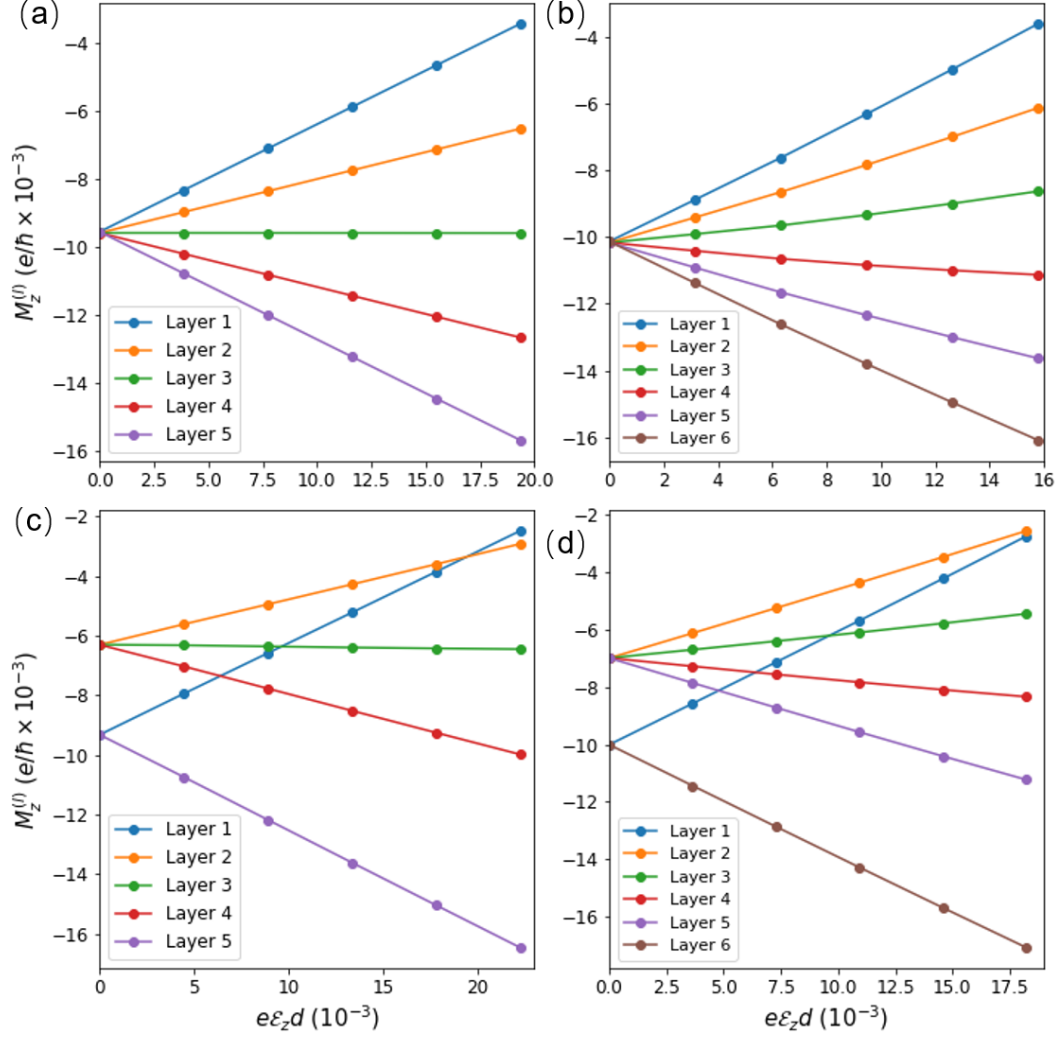


FIG. 1. Layer-resolved $M_z^{(l)}$ of the slab under several \mathcal{E}_z for different stacking ways and total layer numbers: (a) AA stacking, 5 layers; (b) AA stacking, 6 layers; (c) AB stacking, 5 layers; (d) AB stacking, 6 layers.

III. PERTURBATION THEORY FOR LAYER-RESOLVED ORBITAL MAGNETOELECTRIC RESPONSE

When a vertical electric field is applied to a slab, our perturbed Hamiltonian reads: $H = H_0 + e\mathcal{E}z$. Suppose the electric field is so weak such that bulk gap is not closed and the potential drop between the top and bottom layer is the smallest energy scale in the system. The idea is to express Eq. (23) of perturbed Hamiltonian H using the information of H_0 . By singling out the terms proportional to \mathcal{E} , the layer-resolved orbital magnetoelectric response $\alpha_{zz}^{(l)}$ is then derived by $\partial M_z^{(l)} / \partial \mathcal{E}$.

Let us first focus on the first-order correction in \mathcal{E} to all terms in Eq. (23). First, the correction in wavefunction

reads

$$\begin{aligned}
|u_{n\mathbf{k}}\rangle &= |u_{n\mathbf{k}}^{(0)}\rangle + \sum_{n' \neq n} \frac{1}{N_{\text{cell}}} \frac{\langle u_{n'\mathbf{k}}^{(0)} | e\mathcal{E}z | u_{n\mathbf{k}}^{(0)} \rangle}{E_{n\mathbf{k}}^{(0)} - E_{n'\mathbf{k}}^{(0)}} |u_{n'\mathbf{k}}^{(0)}\rangle \\
&= |u_{n\mathbf{k}}^{(0)}\rangle + \sum_{n' \neq n'} \frac{1}{N_{\text{cell}}} \frac{\sum_{sl} \sum_{s'l'} C_{s'l',n'}^{(0)*}(\mathbf{k}) C_{sl,n}^{(0)}(\mathbf{k}) \langle s'l', \mathbf{k} | e\mathcal{E}z | sl, \mathbf{k} \rangle}{E_{n\mathbf{k}}^{(0)} - E_{n'\mathbf{k}}^{(0)}} |u_{n'\mathbf{k}}^{(0)}\rangle \\
&= |u_{n\mathbf{k}}^{(0)}\rangle + \sum_{n' \neq n} \sum_{sl} \frac{C_{sl,n'}^{(0)*}(\mathbf{k}) C_{sl,n}^{(0)}(\mathbf{k})}{E_{n\mathbf{k}}^{(0)} - E_{n'\mathbf{k}}^{(0)}} e\mathcal{E}ld |u_{n'\mathbf{k}}^{(0)}\rangle \\
&\equiv |u_{n\mathbf{k}}^{(0)}\rangle + |u_{n\mathbf{k}}^{(1)}\rangle,
\end{aligned} \tag{26}$$

where the upper index “(0)” means the quantity defined for non-perturbed Hamiltonian H_0 . The third line comes from $\langle s'l', \mathbf{k} | e\mathcal{E}z | sl, \mathbf{k} \rangle = e\mathcal{E}ld \delta_{s'l',sl} N_{\text{cell}}$, in which l is the layer index and d is the interlayer distance.

The correction in the Fourier expansion reads

$$\begin{aligned}
C_{sl,n}(\mathbf{k}) &\equiv \langle sl, \mathbf{k} | u_{n\mathbf{k}} \rangle \\
&= C_{sl,n}^{(0)}(\mathbf{k}) + \sum_{n' \neq n} \sum_{s'l'} \frac{C_{s'l',n'}^{(0)*}(\mathbf{k}) C_{sl,n}^{(0)}(\mathbf{k})}{E_{n\mathbf{k}}^{(0)} - E_{n'\mathbf{k}}^{(0)}} e\mathcal{E}ld C_{sl,n'}^{(0)}(\mathbf{k}) \\
&\equiv C_{sl,n}^{(0)}(\mathbf{k}) + C_{sl,n}^{(1)}(\mathbf{k}).
\end{aligned} \tag{27}$$

The derivatives of the wavefunction reads

$$|\partial_{k_\alpha} u_{n\mathbf{k}}\rangle = -iA_{n,\alpha}(\mathbf{k})|u_{n\mathbf{k}}\rangle + \sum_{m \neq n} \frac{1}{N_{\text{cell}}} \frac{|u_{m\mathbf{k}}\rangle \langle u_{m\mathbf{k}}|}{E_{n\mathbf{k}} - E_{m\mathbf{k}}} (\partial_{k_\alpha} H_{\mathbf{k}}) |u_{n\mathbf{k}}\rangle, \tag{28}$$

with Berry connection $A_{n,\alpha}(\mathbf{k}) = i\langle u_{n\mathbf{k}} | \partial_{k_\alpha} u_{n\mathbf{k}} \rangle$. Note from Eq. (23) that we only need to calculate $\langle u_{m\mathbf{k}} | \partial_{k_\alpha} u_{n\mathbf{k}} \rangle_{\Omega_0}$ with $m \neq n$ so we can omit the first term in Eq. (28). We also note that $\partial_{k_\alpha} H_{\mathbf{k}} = \partial_{k_\alpha} H_{\mathbf{k}}^{(0)}$ with $H_{\mathbf{k}}^{(0)} = e^{-i\mathbf{k}\cdot\mathbf{r}} H_0 e^{i\mathbf{k}\cdot\mathbf{r}}$. Therefore we need to single out the first-order correction to $|\partial_{k_\alpha} u_{n\mathbf{k}}\rangle$ by expanding all other terms. The simplest one would be $E_{n\mathbf{k}}$

$$\begin{aligned}
E_{n\mathbf{k}} &= E_{n\mathbf{k}}^{(0)} + \langle u_{n\mathbf{k}}^{(0)} | e\mathcal{E}z | u_{n\mathbf{k}}^{(0)} \rangle \\
&= E_{n\mathbf{k}}^{(0)} + \sum_{sl} C_{sl,n}^{(0)*}(\mathbf{k}) C_{sl,n}^{(0)}(\mathbf{k}) e\mathcal{E}ld \\
&\equiv E_{n\mathbf{k}}^{(0)} + E_{n\mathbf{k}}^{(1)}.
\end{aligned} \tag{29}$$

Let's now expand the second term in Eq. (28). Since

$$E_{n\mathbf{k}} - E_{m\mathbf{k}} = E_{n\mathbf{k}}^{(0)} - E_{m\mathbf{k}}^{(0)} + E_{n\mathbf{k}}^{(1)} - E_{m\mathbf{k}}^{(1)},$$

$$|u_{m\mathbf{k}}\rangle = |u_{m\mathbf{k}}^{(0)}\rangle + |u_{m\mathbf{k}}^{(1)}\rangle,$$

$$\langle u_{m\mathbf{k}} | \partial_{k_\alpha} H_{\mathbf{k}} | u_{n\mathbf{k}} \rangle = \langle u_{m\mathbf{k}}^{(0)} | \partial_{k_\alpha} H_{\mathbf{k}}^{(0)} | u_{n\mathbf{k}}^{(0)} \rangle + \langle u_{m\mathbf{k}}^{(1)} | \partial_{k_\alpha} H_{\mathbf{k}}^{(0)} | u_{n\mathbf{k}}^{(0)} \rangle + \langle u_{m\mathbf{k}}^{(0)} | \partial_{k_\alpha} H_{\mathbf{k}}^{(0)} | u_{n\mathbf{k}}^{(1)} \rangle,$$

so,

$$\begin{aligned}
|u_{m\mathbf{k}}\rangle \langle u_{m\mathbf{k}} | \partial_{k_\alpha} H_{\mathbf{k}} | u_{n\mathbf{k}} \rangle &= |u_{m\mathbf{k}}^{(0)}\rangle \langle u_{m\mathbf{k}}^{(0)} | \partial_{k_\alpha} H_{\mathbf{k}}^{(0)} | u_{n\mathbf{k}}^{(0)} \rangle + |u_{m\mathbf{k}}^{(1)}\rangle \langle u_{m\mathbf{k}}^{(0)} | \partial_{k_\alpha} H_{\mathbf{k}}^{(0)} | u_{n\mathbf{k}}^{(0)} \rangle \\
&\quad + |u_{m\mathbf{k}}^{(0)}\rangle \left(\langle u_{m\mathbf{k}}^{(1)} | \partial_{k_\alpha} H_{\mathbf{k}}^{(0)} | u_{n\mathbf{k}}^{(0)} \rangle + \langle u_{m\mathbf{k}}^{(0)} | \partial_{k_\alpha} H_{\mathbf{k}}^{(0)} | u_{n\mathbf{k}}^{(1)} \rangle \right),
\end{aligned}$$

$$\frac{1}{E_{n\mathbf{k}} - E_{m\mathbf{k}}} = \frac{1}{E_{n\mathbf{k}}^{(0)} - E_{m\mathbf{k}}^{(0)}} - \frac{E_{n\mathbf{k}}^{(1)} - E_{m\mathbf{k}}^{(1)}}{(E_{n\mathbf{k}}^{(0)} - E_{m\mathbf{k}}^{(0)})^2}.$$

Finally,

$$\begin{aligned}
& \frac{1}{N_{\text{cell}}} \sum_{m \neq n} \frac{|u_{m\mathbf{k}}\rangle \langle u_{m\mathbf{k}} | \partial_{k_\alpha} H_{\mathbf{k}} | u_{n\mathbf{k}}\rangle}{E_{n\mathbf{k}} - E_{m\mathbf{k}}} \\
&= \frac{1}{N_{\text{cell}}} \sum_{m \neq n} \left[\frac{|u_{m\mathbf{k}}^{(0)}\rangle \langle u_{m\mathbf{k}}^{(0)} | v_\alpha | u_{m\mathbf{k}}^{(0)}\rangle}{E_{n\mathbf{k}}^{(0)} - E_{m\mathbf{k}}^{(0)}} - \frac{|u_{m\mathbf{k}}^{(0)}\rangle \langle u_{m\mathbf{k}}^{(0)} | v_\alpha | u_{m\mathbf{k}}^{(0)}\rangle}{(E_{n\mathbf{k}}^{(0)} - E_{m\mathbf{k}}^{(0)})^2} (E_{n\mathbf{k}}^{(1)} - E_{m\mathbf{k}}^{(1)}) \right. \\
&+ \left. \frac{|u_{m\mathbf{k}}^{(1)}\rangle \langle u_{m\mathbf{k}}^{(0)} | v_\alpha | u_{m\mathbf{k}}^{(0)}\rangle}{E_{n\mathbf{k}}^{(0)} - E_{m\mathbf{k}}^{(0)}} + \frac{|u_{m\mathbf{k}}^{(0)}\rangle (\langle u_{m\mathbf{k}}^{(1)} | v_\alpha | u_{m\mathbf{k}}^{(0)}\rangle + \langle u_{m\mathbf{k}}^{(0)} | v_\alpha | u_{m\mathbf{k}}^{(1)}\rangle)}{E_{n\mathbf{k}}^{(0)} - E_{m\mathbf{k}}^{(0)}} \right] \\
&\equiv |\partial_{k_\alpha} u_{n\mathbf{k}}^{(0)}\rangle + |\partial_{k_\alpha} u_{n\mathbf{k}}^{(1)}\rangle,
\end{aligned} \tag{30}$$

where $\partial_{k_\alpha} H_{\mathbf{k}} = \partial_{k_\alpha} H_{\mathbf{k}}^{(0)} \equiv v_\alpha$.

With all the ingredients derived above, we can expand Eq. (23) to the first-order of \mathcal{E} field. Typically, we need to treat terms like:

$$(*) = \underbrace{C_{sl,n}(\mathbf{k}) C_{sl,n'}^*(\mathbf{k})}_{\text{(I)}} E_{m\mathbf{k}} \underbrace{\langle u_{n\mathbf{k}} | \partial_{k_\alpha} u_{m\mathbf{k}} \rangle_{\Omega_0}}_{\text{(II)}} \langle \partial_{k_\beta} u_{m\mathbf{k}} | u_{n'\mathbf{k}} \rangle_{\Omega_0},$$

$$\begin{aligned}
\text{(I)} &= C_{sl,n}^{(0)}(\mathbf{k}) C_{sl,n'}^{(0)*}(\mathbf{k}) + C_{sl,n}^{(0)}(\mathbf{k}) C_{sl,n'}^{(1)*}(\mathbf{k}) + C_{sl,n}^{(1)}(\mathbf{k}) C_{sl,n'}^{(0)*}(\mathbf{k}), \\
\text{(II)} &= (\langle u_{n\mathbf{k}}^{(0)} | + \langle u_{n\mathbf{k}}^{(1)} |) (|\partial_{k_\alpha} u_{m\mathbf{k}}^{(0)}\rangle + |\partial_{k_\alpha} u_{m\mathbf{k}}^{(1)}\rangle) \\
&= \langle u_{n\mathbf{k}}^{(0)} | \partial_{k_\alpha} u_{m\mathbf{k}}^{(0)}\rangle + \langle u_{n\mathbf{k}}^{(0)} | \partial_{k_\alpha} u_{m\mathbf{k}}^{(1)}\rangle + \langle u_{n\mathbf{k}}^{(1)} | \partial_{k_\alpha} u_{m\mathbf{k}}^{(0)}\rangle.
\end{aligned}$$

Then

$$\begin{aligned}
(*) &= C_{sl,n}^{(0)}(\mathbf{k}) C_{sl,n'}^{(0)*}(\mathbf{k}) E_{m\mathbf{k}}^{(0)} \langle u_{n\mathbf{k}}^{(0)} | \partial_{k_\alpha} u_{m\mathbf{k}}^{(0)} \rangle_{\Omega_0} \langle \partial_{k_\beta} u_{m\mathbf{k}}^{(0)} | u_{n'\mathbf{k}}^{(0)} \rangle_{\Omega_0} \\
&+ (C_{sl,n}^{(1)}(\mathbf{k}) C_{sl,n'}^{(0)*}(\mathbf{k}) + C_{sl,n}^{(0)}(\mathbf{k}) C_{sl,n'}^{(1)*}(\mathbf{k})) E_{m\mathbf{k}}^{(0)} \langle u_{n\mathbf{k}}^{(0)} | \partial_{k_\alpha} u_{m\mathbf{k}}^{(0)} \rangle_{\Omega_0} \langle \partial_{k_\beta} u_{m\mathbf{k}}^{(0)} | u_{n'\mathbf{k}}^{(0)} \rangle_{\Omega_0} \\
&+ C_{sl,n}^{(0)}(\mathbf{k}) C_{sl,n'}^{(0)*}(\mathbf{k}) E_{m\mathbf{k}}^{(1)} \langle u_{n\mathbf{k}}^{(0)} | \partial_{k_\alpha} u_{m\mathbf{k}}^{(0)} \rangle_{\Omega_0} \langle \partial_{k_\beta} u_{m\mathbf{k}}^{(0)} | u_{n'\mathbf{k}}^{(0)} \rangle_{\Omega_0} \\
&+ C_{sl,n}^{(0)}(\mathbf{k}) C_{sl,n'}^{(0)*}(\mathbf{k}) E_{m\mathbf{k}}^{(0)} (\langle u_{n\mathbf{k}}^{(1)} | \partial_{k_\alpha} u_{m\mathbf{k}}^{(0)} \rangle_{\Omega_0} + \langle u_{n\mathbf{k}}^{(0)} | \partial_{k_\alpha} u_{m\mathbf{k}}^{(1)} \rangle_{\Omega_0}) \langle \partial_{k_\beta} u_{m\mathbf{k}}^{(0)} | u_{n'\mathbf{k}}^{(0)} \rangle_{\Omega_0} \\
&+ C_{sl,n}^{(0)}(\mathbf{k}) C_{sl,n'}^{(0)*}(\mathbf{k}) E_{m\mathbf{k}}^{(0)} \langle u_{n\mathbf{k}}^{(0)} | \partial_{k_\alpha} u_{m\mathbf{k}}^{(0)} \rangle_{\Omega_0} (\langle \partial_{k_\beta} u_{m\mathbf{k}}^{(1)} | u_{n'\mathbf{k}}^{(0)} \rangle_{\Omega_0} + \langle \partial_{k_\beta} u_{m\mathbf{k}}^{(0)} | u_{n'\mathbf{k}}^{(1)} \rangle_{\Omega_0}).
\end{aligned} \tag{31}$$

Now we need to explicit $\langle u_{n\mathbf{k}}^{(0)} | \partial_{k_\alpha} u_{m\mathbf{k}}^{(0)} \rangle$, $\langle u_{n\mathbf{k}}^{(1)} | \partial_{k_\alpha} u_{m\mathbf{k}}^{(0)} \rangle$ and $\langle u_{n\mathbf{k}}^{(0)} | \partial_{k_\alpha} u_{m\mathbf{k}}^{(1)} \rangle$. First,

$$\langle u_{n\mathbf{k}}^{(0)} | \partial_{k_\alpha} u_{m\mathbf{k}}^{(0)} \rangle_{\Omega_0} \stackrel{m \neq n}{=} \langle u_{n\mathbf{k}}^{(0)} | \frac{1}{N_{\text{cell}}} \sum_{m' \neq m} \frac{|u_{m'\mathbf{k}}^{(0)}\rangle \langle u_{m'\mathbf{k}}^{(0)} | v_\alpha | u_{m\mathbf{k}}^{(0)}\rangle}{E_{m\mathbf{k}}^{(0)} - E_{m'\mathbf{k}}^{(0)}} = \frac{\langle u_{n\mathbf{k}}^{(0)} | v_\alpha | u_{m\mathbf{k}}^{(0)} \rangle_{\Omega_0}}{E_{m\mathbf{k}}^{(0)} - E_{n\mathbf{k}}^{(0)}}, \tag{32}$$

where $\langle u_{n\mathbf{k}}^{(0)} | u_{m'\mathbf{k}}^{(0)} \rangle = N_{\text{cell}} \delta_{nm'}$.

$$\begin{aligned}
&\langle u_{n\mathbf{k}}^{(1)} | \partial_{k_\alpha} u_{m\mathbf{k}}^{(0)} \rangle_{\Omega_0} \stackrel{m \neq n}{=} \sum_{n' \neq n; s l} \frac{C_{sl,n}^{(0)*}(\mathbf{k}) C_{sl,n'}^{(0)}(\mathbf{k})}{E_{n\mathbf{k}}^{(0)} - E_{n'\mathbf{k}}^{(0)}} e\mathcal{E} l d \langle u_{n'\mathbf{k}}^{(0)} | \frac{1}{N_{\text{cell}}} \sum_{m' \neq m} \frac{|u_{m'\mathbf{k}}^{(0)}\rangle \langle u_{m'\mathbf{k}}^{(0)} | v_\alpha | u_{m\mathbf{k}}^{(0)}\rangle}{E_{m\mathbf{k}}^{(0)} - E_{m'\mathbf{k}}^{(0)}} \\
&= \sum_{n' \neq n, m; s l} \frac{C_{sl,n}^{(0)*}(\mathbf{k}) C_{sl,n'}^{(0)}(\mathbf{k})}{E_{n\mathbf{k}}^{(0)} - E_{n'\mathbf{k}}^{(0)}} \frac{\langle u_{n'\mathbf{k}}^{(0)} | v_\alpha | u_{m\mathbf{k}}^{(0)} \rangle_{\Omega_0}}{E_{m\mathbf{k}}^{(0)} - E_{n'\mathbf{k}}^{(0)}} e\mathcal{E} l d.
\end{aligned} \tag{33}$$

$$\begin{aligned}
\langle u_{n\mathbf{k}}^{(0)} | \partial_{k_\alpha} u_{m\mathbf{k}}^{(1)} \rangle_{\Omega_0} &\stackrel{m \neq n}{=} \langle u_{n\mathbf{k}}^{(0)} | \frac{1}{N_{\text{cell}}} \sum_{m' \neq m} \left[-\frac{|u_{m'\mathbf{k}}^{(0)} \rangle \langle u_{m'\mathbf{k}}^{(0)} | v_\alpha | u_{m\mathbf{k}}^{(0)} \rangle_{\Omega_0}}{(E_{m\mathbf{k}}^{(0)} - E_{m'\mathbf{k}}^{(0)})^2} (E_{m\mathbf{k}}^{(1)} - E_{m'\mathbf{k}}^{(1)}) \right. \\
&\quad \left. + \frac{|u_{m'\mathbf{k}}^{(1)} \rangle \langle u_{m'\mathbf{k}}^{(0)} | v_\alpha | u_{m\mathbf{k}}^{(0)} \rangle_{\Omega_0}}{E_{m\mathbf{k}}^{(0)} - E_{m'\mathbf{k}}^{(0)}} + \frac{|u_{m'\mathbf{k}}^{(0)} \rangle (\langle u_{m'\mathbf{k}}^{(1)} | v_\alpha | u_{m\mathbf{k}}^{(0)} \rangle_{\Omega_0} + \langle u_{m'\mathbf{k}}^{(0)} | v_\alpha | u_{m\mathbf{k}}^{(1)} \rangle_{\Omega_0})}{E_{m\mathbf{k}}^{(0)} - E_{m'\mathbf{k}}^{(0)}} \right] \\
&= -\frac{\langle u_{n\mathbf{k}}^{(0)} | v_\alpha | u_{m\mathbf{k}}^{(0)} \rangle_{\Omega_0}}{(E_{m\mathbf{k}}^{(0)} - E_{n\mathbf{k}}^{(0)})^2} (E_{m\mathbf{k}}^{(1)} - E_{n\mathbf{k}}^{(1)}) + \sum_{m' \neq m} \frac{\langle u_{n\mathbf{k}}^{(0)} | u_{m'\mathbf{k}}^{(1)} \rangle_{\Omega_0} \langle u_{m'\mathbf{k}}^{(0)} | v_\alpha | u_{m\mathbf{k}}^{(0)} \rangle_{\Omega_0}}{E_{m\mathbf{k}}^{(0)} - E_{m'\mathbf{k}}^{(0)}} \\
&\quad + \frac{\langle u_{n\mathbf{k}}^{(1)} | v_\alpha | u_{m\mathbf{k}}^{(0)} \rangle_{\Omega_0} + \langle u_{n\mathbf{k}}^{(0)} | v_\alpha | u_{m\mathbf{k}}^{(1)} \rangle_{\Omega_0}}{E_{m\mathbf{k}}^{(0)} - E_{n\mathbf{k}}^{(0)}}.
\end{aligned} \tag{34}$$

Now we further:

$$\begin{aligned}
\langle u_{n\mathbf{k}}^{(0)} | u_{m'\mathbf{k}}^{(1)} \rangle_{\Omega_0} &= \sum_{sl} \sum_{m'' \neq m'} \langle u_{n\mathbf{k}}^{(0)} | u_{m''\mathbf{k}}^{(0)} \rangle_{\Omega_0} \frac{C_{sl,m''}^{(0)*}(\mathbf{k}) C_{sl,m'}^{(0)}(\mathbf{k})}{E_{m'\mathbf{k}}^{(0)} - E_{m''\mathbf{k}}^{(0)}} e\mathcal{E}ld \\
&= \sum_{sl} \frac{C_{sl,n}^{(0)*}(\mathbf{k}) C_{sl,m'}^{(0)}(\mathbf{k})}{E_{m'\mathbf{k}}^{(0)} - E_{n\mathbf{k}}^{(0)}} (1 - \delta_{nm'}) e\mathcal{E}ld,
\end{aligned} \tag{35}$$

where $\langle u_{n\mathbf{k}}^{(0)} | u_{m'\mathbf{k}}^{(0)} \rangle_{\Omega_0} = \delta_{nm'}$.

For simplicity, we introduce the following shorthand notations:

$$\begin{aligned}
v_{\alpha,nm}(\mathbf{k}) &\equiv \langle u_{n\mathbf{k}}^{(0)} | v_\alpha | u_{m\mathbf{k}}^{(0)} \rangle_{\Omega_0}, \\
\Delta_{\mathbf{k},mn} &\equiv E_{m\mathbf{k}}^{(0)} - E_{n\mathbf{k}}^{(0)}, \\
\tilde{\mathcal{E}} &\equiv e\mathcal{E}d, \\
D_{sl,nm}(\mathbf{k}) &\equiv C_{sl,n}^{(0)*}(\mathbf{k}) C_{sl,m}^{(0)}(\mathbf{k}), \\
\Rightarrow D_{sl,nm}^*(\mathbf{k}) &= D_{sl,mn}(\mathbf{k}), \quad v_{\alpha,nm}^*(\mathbf{k}) = v_{\alpha,mn}(\mathbf{k}).
\end{aligned} \tag{36}$$

Then, for example, the expressions involving velocity operators can be rewritten as

$$\begin{aligned}
\langle u_{n\mathbf{k}}^{(1)} | v_\alpha | u_{m\mathbf{k}}^{(0)} \rangle_{\Omega_0} &= \sum_{n' \neq n} \sum_{sl} \frac{C_{sl,n'}^{(0)}(\mathbf{k}) C_{sl,n}^{(0)*}(\mathbf{k})}{E_{n\mathbf{k}}^{(0)} - E_{n'\mathbf{k}}^{(0)}} e\mathcal{E}ld \langle u_{n'\mathbf{k}}^{(0)} | v_\alpha | u_{m\mathbf{k}}^{(0)} \rangle_{\Omega_0} \\
&= \sum_{n' \neq n} \sum_{sl} \frac{D_{sl,nn'}(\mathbf{k})}{\Delta_{\mathbf{k},nn'}} \tilde{\mathcal{E}} l v_{\alpha,n'm}(\mathbf{k}),
\end{aligned} \tag{37}$$

$$\begin{aligned}
\langle u_{n\mathbf{k}}^{(0)} | v_\alpha | u_{m\mathbf{k}}^{(1)} \rangle_{\Omega_0} &= \sum_{m' \neq m} \sum_{sl} \left(\frac{D_{sl,mm'}(\mathbf{k})}{\Delta_{\mathbf{k},mm'}} \tilde{\mathcal{E}} l v_{\alpha,m'n}(\mathbf{k}) \right)^* \\
&= \sum_{m' \neq m} \sum_{sl} \frac{D_{sl,m'm}(\mathbf{k})}{\Delta_{\mathbf{k},mm'}} \tilde{\mathcal{E}} l v_{\alpha,nm'}(\mathbf{k}).
\end{aligned} \tag{38}$$

So, Eq.(34) becomes:

$$\begin{aligned}
\langle u_{n\mathbf{k}}^{(0)} | \partial_{k_\alpha} u_{m\mathbf{k}}^{(1)} \rangle_{\Omega_0} &= -\frac{v_{\alpha,nm}(\mathbf{k})}{\Delta_{\mathbf{k},mn}^2} \sum_{sl} (D_{sl,mm}(\mathbf{k}) - D_{sl,nn}(\mathbf{k})) \tilde{\mathcal{E}} l \\
&\quad + \sum_{m' \neq m,n} \frac{v_{\alpha,m'm}(\mathbf{k})}{\Delta_{\mathbf{k},mm'}} \sum_{sl} \frac{D_{sl,nm'}(\mathbf{k})}{\Delta_{\mathbf{k},m'n}} \tilde{\mathcal{E}} l \\
&\quad + \sum_{n' \neq n} \frac{\sum_{sl} D_{sl,nn'}(\mathbf{k}) v_{\alpha,n'm}(\mathbf{k})}{\Delta_{\mathbf{k},mn} \Delta_{\mathbf{k},nn'}} \tilde{\mathcal{E}} l + \sum_{m' \neq m} \frac{\sum_{sl} D_{sl,m'm}(\mathbf{k}) v_{\alpha,nm'}(\mathbf{k})}{\Delta_{\mathbf{k},mn} \Delta_{\mathbf{k},mm'}} \tilde{\mathcal{E}} l.
\end{aligned} \tag{39}$$

Eq.(33) becomes:

$$\langle u_{n\mathbf{k}}^{(1)} | \partial_{k_\alpha} u_{m\mathbf{k}}^{(0)} \rangle_{\Omega_0} = \sum_{n' \neq n, m; s l} \frac{D_{sl,nn'}(\mathbf{k}) v_{\alpha,n'm}(\mathbf{k})}{\Delta_{\mathbf{k},nn'} \Delta_{\mathbf{k},mn'}} \tilde{\mathcal{E}} l. \quad (40)$$

Eq.(32) becomes:

$$\langle u_{n\mathbf{k}}^{(0)} | \partial_{k_\alpha} u_{m\mathbf{k}}^{(0)} \rangle_{\Omega_0} = \frac{v_{\alpha,nm}(\mathbf{k})}{\Delta_{\mathbf{k},mn}}. \quad (41)$$

In Eq. (27), the first-order term becomes:

$$C_{sl,n}^{(1)}(\mathbf{k}) = \sum_{n' \neq n; s' l'} \frac{D_{s'l',n'n}(\mathbf{k})}{\Delta_{\mathbf{k},nn'}} \tilde{\mathcal{E}} l' C_{sl,n'}^{(0)}(\mathbf{k}). \quad (42)$$

So,

$$\begin{cases} C_{sl,n}^{(1)}(\mathbf{k}) C_{sl,n'}^{(0)*}(\mathbf{k}) = \sum_{\tilde{n} \neq n; s' l'} \frac{D_{s'l',\tilde{n}n}(\mathbf{k})}{\Delta_{\mathbf{k},n\tilde{n}}} \tilde{\mathcal{E}} l' D_{sl,n'\tilde{n}}(\mathbf{k}), \\ C_{sl,n}^{(0)}(\mathbf{k}) C_{sl,n'}^{(1)*}(\mathbf{k}) = \sum_{\tilde{n}' \neq n'; s' l'} \frac{D_{s'l',n'\tilde{n}'}(\mathbf{k})}{\Delta_{\mathbf{k},n'\tilde{n}'}} \tilde{\mathcal{E}} l' D_{sl,\tilde{n}'n}(\mathbf{k}), \\ E_{n\mathbf{k}}^{(1)} = \sum_{s l} D_{sl,nn}(\mathbf{k}) \tilde{\mathcal{E}} l. \end{cases}$$

Now we are ready to explicit Eq. (31):

$$\begin{aligned} (*) &= E_{m\mathbf{k}}^{(0)} D_{sl,n'n}(\mathbf{k}) \frac{v_{\alpha,nm}(\mathbf{k})}{\Delta_{\mathbf{k},mn}} \frac{v_{\beta,mn'}(\mathbf{k})}{\Delta_{\mathbf{k},mn'}} [0 \text{th order} \equiv (B_1)] \\ &+ E_{m\mathbf{k}}^{(0)} \sum_{s' l'} \left(\sum_{\tilde{n} \neq n} \frac{D_{s'l',\tilde{n}n}(\mathbf{k}) D_{sl,n'\tilde{n}}(\mathbf{k})}{\Delta_{\mathbf{k},n\tilde{n}}} + \sum_{\tilde{n}' \neq n'} \frac{D_{s'l',n'\tilde{n}'}(\mathbf{k}) D_{sl,\tilde{n}'n}(\mathbf{k})}{\Delta_{\mathbf{k},n'\tilde{n}'}} \right) \frac{v_{\alpha,nm}(\mathbf{k}) v_{\beta,mn'}(\mathbf{k})}{\Delta_{\mathbf{k},mn} \Delta_{\mathbf{k},mn'}} \tilde{\mathcal{E}} l' \\ &\quad [1 \text{st order in } C_{sl,n}(\mathbf{k}) \equiv (B_2)] \\ &+ \sum_{s' l'} D_{s'l',mm}(\mathbf{k}) D_{sl,n'n}(\mathbf{k}) \frac{v_{\alpha,nm}(\mathbf{k}) v_{\beta,mn'}(\mathbf{k})}{\Delta_{\mathbf{k},mn} \Delta_{\mathbf{k},mn'}} \tilde{\mathcal{E}} l' \quad [1 \text{st order in } E_{m\mathbf{k}} \equiv (B_3)] \\ &+ E_{m\mathbf{k}}^{(0)} D_{sl,n'n}(\mathbf{k}) (\langle u_{n\mathbf{k}}^{(1)} | \partial_{k_\alpha} u_{m\mathbf{k}}^{(0)} \rangle_{\Omega_0} + \langle u_{n\mathbf{k}}^{(0)} | \partial_{k_\alpha} u_{m\mathbf{k}}^{(1)} \rangle_{\Omega_0}) \frac{v_{\beta,mn'}(\mathbf{k})}{\Delta_{\mathbf{k},mn'}} \\ &+ E_{m\mathbf{k}}^{(0)} D_{sl,n'n}(\mathbf{k}) \frac{v_{\alpha,nm}(\mathbf{k})}{\Delta_{\mathbf{k},mn}} (\langle u_{n'\mathbf{k}}^{(1)} | \partial_{k_\beta} u_{m\mathbf{k}}^{(0)} \rangle_{\Omega_0} + \langle u_{n'\mathbf{k}}^{(0)} | \partial_{k_\beta} u_{m\mathbf{k}}^{(1)} \rangle_{\Omega_0})^* \\ &\quad [1 \text{st order in } |u_{n\mathbf{k}}\rangle \equiv (B_4)]. \end{aligned}$$

So, we decompose Eq. (31) into four contributions: (B_1) to (B_4) .

We now explicit the first-order correction in $|u_{n\mathbf{k}}\rangle$: Eq.(39) and Eq.(40)

$$\begin{aligned} &\langle u_{n\mathbf{k}}^{(1)} | \partial_{k_\alpha} u_{m\mathbf{k}}^{(0)} \rangle + \langle u_{n\mathbf{k}}^{(0)} | \partial_{k_\alpha} u_{m\mathbf{k}}^{(1)} \rangle \equiv -i A_{\alpha,nm}^{(1)} \quad (\text{correction in Berry connection}) \\ &= \sum_{s' l'} \sum_{\tilde{n} \neq n, m} \frac{D_{s'l',n\tilde{n}}(\mathbf{k}) v_{\alpha,\tilde{n}m}(\mathbf{k})}{\Delta_{\mathbf{k},n\tilde{n}} \Delta_{\mathbf{k},m\tilde{n}}} \tilde{\mathcal{E}} l' - \frac{v_{\alpha,nm}(\mathbf{k})}{\Delta_{\mathbf{k},mn}^2} \sum_{s' l'} (D_{s'l',mm}(\mathbf{k}) - D_{s'l',nn}(\mathbf{k})) \tilde{\mathcal{E}} l' \\ &+ \sum_{s' l'} \sum_{\tilde{n} \neq n, m} \frac{D_{s'l',n\tilde{n}}(\mathbf{k}) v_{\alpha,\tilde{n}m}(\mathbf{k})}{\Delta_{\mathbf{k},m\tilde{n}} \Delta_{\mathbf{k},\tilde{n}n}} \tilde{\mathcal{E}} l' + \sum_{s' l'} \sum_{\tilde{n} \neq n} \frac{D_{s'l',n\tilde{n}}(\mathbf{k}) v_{\alpha,\tilde{n}m}(\mathbf{k})}{\Delta_{\mathbf{k},mn} \Delta_{\mathbf{k},n\tilde{n}}} \tilde{\mathcal{E}} l' \\ &+ \sum_{s' l'} \sum_{\tilde{n} \neq m} \frac{D_{s'l',\tilde{n}m}(\mathbf{k}) v_{\alpha,n\tilde{n}}(\mathbf{k})}{\Delta_{\mathbf{k},mn} \Delta_{\mathbf{k},m\tilde{n}}} \tilde{\mathcal{E}} l' \\ &= \sum_{s' l'} \left[\sum_{\tilde{n} \neq n} \frac{D_{s'l',n\tilde{n}}(\mathbf{k}) v_{\alpha,\tilde{n}m}(\mathbf{k})}{\Delta_{\mathbf{k},mn} \Delta_{\mathbf{k},n\tilde{n}}} + \sum_{\tilde{n} \neq m} \frac{D_{s'l',\tilde{n}m}(\mathbf{k}) v_{\alpha,n\tilde{n}}(\mathbf{k})}{\Delta_{\mathbf{k},mn} \Delta_{\mathbf{k},m\tilde{n}}} \right. \\ &\quad \left. - \frac{(D_{s'l',mm}(\mathbf{k}) - D_{s'l',nn}(\mathbf{k})) v_{\alpha,nm}(\mathbf{k})}{\Delta_{\mathbf{k},mn}^2} \right] \tilde{\mathcal{E}} l'. \end{aligned} \quad (43)$$

Then, the first-order correction in $|u_{n\mathbf{k}}\rangle$ becomes

$$E_{m\mathbf{k}}^{(0)} D_{sl,n'n}(\mathbf{k}) \left[\frac{v_{\beta,mn'}(\mathbf{k})}{\Delta_{\mathbf{k},mn'}} (-iA_{\alpha,nm}^{(1)}) + \frac{v_{\alpha,nm}(\mathbf{k})}{\Delta_{\mathbf{k},mn}(\mathbf{k})} (iA_{\beta,n'm}^{(1)*}) \right].$$

Now, we are ready for Eq. (23) of the perturbed system. The first part reads

$$\frac{e}{2\hbar} \text{Im} \{ \epsilon_{z\alpha\beta} \sum_{\mathbf{k}} \sum_{sl} \sum_{n,n' \in \text{occ.}} \sum_{m \in \text{emp.}} (B_1) + (B_2) + (B_3) + (B_4) \},$$

the second part reads:

$$-\frac{e}{2\hbar} \text{Im} \{ \epsilon_{z\alpha\beta} \sum_{\mathbf{k}} \sum_{sl} \sum_{n \in \text{occ.}} \sum_{m,m' \in \text{emp.}} \sum_{i=1}^4 (B_i) \text{ with replacement } \left\{ \begin{array}{l} (n, n') \rightarrow (m, m') \\ m \rightarrow n \end{array} \right\} \}.$$

To the first-order in $\alpha_{zz}^{(l)}$, we only need to consider terms related to (B_2) , (B_3) and (B_4) .

Until now, the correction of the chemical potential μ has not been considered yet, which can be written as $\mu = \mu^{(0)} + \mu^{(1)}$ when field \mathcal{E} is applied. Unfortunately, the correction in μ cannot be expressed solely by the information extracted from H_0 with PBC. This difficulty is deeply inherited from the definition of chemical potential in the grand canonical ensemble, which requires a boundary between the system and the exterior bath. For trivial band insulator, the correction in chemical potential is unimportant as long as it is still in the gap. However, for Chern insulators having conducting edge states (as in our case), the correction in chemical potential should be seriously taken into account. This reflects the importance of edge states while evaluating measurable quantities in topological insulators.

Let us first look what to change if considering the correction in μ . First, only substitutions $E_{m\mathbf{k}}^{(0)} \rightarrow E_{m\mathbf{k}}^{(0)} - \mu^{(0)}$ should be made in (B_2) and (B_4) because the rest of terms is already of first-order. As for (B_3) , we should take $\mu^{(1)}$ into consideration. Our solution to $\mu^{(1)}$ is to use an auxillary system with OBC, conjugate to the system with PBC. Here, we mean “conjugate” by that both systems have the same level of discretization, in other words the back and forth Fourier transformation is normalized to unity. For example, if we consider a system with PBC of \mathbf{k} mesh 100×100 in the Brillouin zone, its conjugate OBC system is a superlattice of 100×100 unit cells. For isolated system, a weak external electric field cannot change the particle number of system. So, if the system is half-filled, one determine $\mu^{(1)}$ by

$$\mu^{(1)} = \frac{1}{2} (E_{\text{OBC},v}^{(1)} + E_{\text{OBC},c}^{(1)}) \quad (44)$$

where $E_{\text{OBC},v/c}^{(1)}$ is the first-order correction in the energy of the highest filled state and the lowest empty state, respectively, for the conjugate system with OBC. We can of course apply perturbed theory to the auxillary system, then $\mu^{(1)}$ can be formally written as

$$\mu^{(1)} = \frac{1}{2} \sum_{\mathbf{R},sl} (\tilde{C}_{sl,v}^{(0)*}(\mathbf{R}) \tilde{C}_{sl,v}^{(0)}(\mathbf{R}) + \tilde{C}_{sl,c}^{(0)*}(\mathbf{R}) \tilde{C}_{sl,c}^{(0)}(\mathbf{R})) \tilde{\mathcal{E}} l \quad (45)$$

where $\tilde{C}_{sl,v/c}^{(0)}(\mathbf{R})$ is the form factor $\langle sl, \mathbf{R} | \psi_{\text{OBC},v/c}^{(0)} \rangle$ for the conjugate system. This expression singles out layer index, which would be useful in the next section. Meanwhile, we can also factorize the layer index out for (B_3)

$$(B_3) = \sum_{s'l'} \left[D_{s'l',mm}(\mathbf{k}) - \frac{\sum_{\mathbf{R}} \tilde{C}_{s'l',v}^{(0)*}(\mathbf{R}) \tilde{C}_{s'l',v}^{(0)}(\mathbf{R}) + \tilde{C}_{s'l',c}^{(0)*}(\mathbf{R}) \tilde{C}_{s'l',c}^{(0)}(\mathbf{R})}{2} \right] D_{sl,n'n}(\mathbf{k}) \frac{v_{\alpha,nm}(\mathbf{k}) v_{\beta,mn'}(\mathbf{k})}{\Delta_{\mathbf{k},mn} \Delta_{\mathbf{k},mn'}} \tilde{\mathcal{E}} l'. \quad (46)$$

Then, the formula for $\alpha_{zz}^{(l)}$ is derived by singling out the electric field \mathcal{E} and breaking the sum over layer index into parts for each layer, respectively, in Eq. (23).

Note that the derivation above requires energy levels to be non-degenerate, otherwise the denominator would be vanishing. This should not worry us since the energy bands are non-degenerate except at some high-symmetry points if interlayer coupling is turned on. We observe that the energy bands are all non-degenerate for AA stacking and degenerate at K for AB stacking. The degeneracy at K is protected by space symmetry of the slab. In principle, we can choose a gauge such that the Hamiltonian is block diagonal at this degenerate point then separately apply non-degenerate perturbation theory as above. In practice, we omit the contribution from the degeneracy point which would affect too much the accuracy as long as the mesh is sufficiently fine.

IV. PROOF OF LAYER INDEX GAUGE INVARIANCE

We see from above that layer index appears explicitly in the expressions from (B_1) to (B_4) . It seems that the results would depend on the gauge choice of layer index, which is a priori arbitrary. For example, if there are five layers, we can name them as 1, 2, 3, 4, 5 or $-2, -1, 0, 1, 2$ or in other similar ways. In this section, we will prove that the results of $\alpha_{zz}^{(l)}$ are independent of the gauge choice of layer index. Without loss of generality, this is equivalent to prove that the expression of (B_2) , (B_3) and (B_4) is vanishing if setting $l' = 1$. Let us see what these terms become. For (B_2) , we have

$$\begin{aligned}
(B_2) &= (E_{m\mathbf{k}}^{(0)} - \mu^{(0)}) \left(\sum_{\tilde{n} \neq n} \frac{\sum_{s'l'} D_{s'l', \tilde{n}n}(\mathbf{k}) D_{sl, n'\tilde{n}}(\mathbf{k})}{\Delta_{\mathbf{k}, n\tilde{n}}} + \sum_{\tilde{n}' \neq n'} \frac{\sum_{s'l'} D_{s'l', n'\tilde{n}'}(\mathbf{k}) D_{sl, \tilde{n}'n}(\mathbf{k})}{\Delta_{\mathbf{k}, n'\tilde{n}'}} \right) \\
&\times \frac{v_{\alpha, nm}(\mathbf{k}) v_{\beta, mn'}(\mathbf{k})}{\Delta_{\mathbf{k}, mn} \Delta_{\mathbf{k}, mn'}} \tilde{\mathcal{E}} \\
&= (E_{m\mathbf{k}}^{(0)} - \mu^{(0)}) \left(\sum_{\tilde{n} \neq n} \frac{\delta_{\tilde{n}n}(\mathbf{k}) D_{sl, n'\tilde{n}}(\mathbf{k})}{\Delta_{\mathbf{k}, n\tilde{n}}} + \sum_{\tilde{n}' \neq n'} \frac{\delta_{n'\tilde{n}'}(\mathbf{k}) D_{sl, \tilde{n}'n}(\mathbf{k})}{\Delta_{\mathbf{k}, n'\tilde{n}'}} \right) \\
&\times \frac{v_{\alpha, nm}(\mathbf{k}) v_{\beta, mn'}(\mathbf{k})}{\Delta_{\mathbf{k}, mn} \Delta_{\mathbf{k}, mn'}} \tilde{\mathcal{E}} = 0.
\end{aligned} \tag{47}$$

As for (B_4) ,

$$\begin{aligned}
-iA_{\alpha, nm}^{(1)*} &= \left[\sum_{\tilde{n} \neq n} \frac{\sum_{s'l'} D_{s'l', n\tilde{n}}(\mathbf{k}) v_{\alpha, \tilde{n}m}(\mathbf{k})}{\Delta_{\mathbf{k}, mn} \Delta_{\mathbf{k}, n\tilde{n}}} + \sum_{\tilde{n} \neq m} \frac{\sum_{s'l'} D_{s'l', \tilde{n}m}(\mathbf{k}) v_{\alpha, n\tilde{n}}(\mathbf{k})}{\Delta_{\mathbf{k}, mn} \Delta_{\mathbf{k}, m\tilde{n}}} \right. \\
&\quad \left. - \frac{(\sum_{s'l'} D_{s'l', mm}(\mathbf{k}) - \sum_{s'l'} D_{s'l', nn}(\mathbf{k})) v_{\alpha, nm}(\mathbf{k})}{\Delta_{\mathbf{k}, mn}^2} \right] \tilde{\mathcal{E}} \\
&= \left[\sum_{\tilde{n} \neq n} \frac{\delta_{n\tilde{n}}(\mathbf{k}) v_{\alpha, \tilde{n}m}(\mathbf{k})}{\Delta_{\mathbf{k}, mn} \Delta_{\mathbf{k}, n\tilde{n}}} + \sum_{\tilde{n} \neq m} \frac{\delta_{\tilde{n}m}(\mathbf{k}) v_{\alpha, n\tilde{n}}(\mathbf{k})}{\Delta_{\mathbf{k}, mn} \Delta_{\mathbf{k}, m\tilde{n}}} \right. \\
&\quad \left. - \frac{(\delta_{mm} - \delta_{nn}) v_{\alpha, nm}(\mathbf{k})}{\Delta_{\mathbf{k}, mn}^2} \right] \tilde{\mathcal{E}} = 0,
\end{aligned} \tag{48}$$

thus, $(B_4) = 0$. And

$$\begin{aligned}
(B_3) &= \left[\sum_{s'l'} D_{s'l', mm}(\mathbf{k}) - \frac{\sum_{s'l'} \tilde{C}_{s'l', v}^{(0)*}(\mathbf{R}) \tilde{C}_{s'l', v}^{(0)}(\mathbf{R}) + \tilde{C}_{s'l', c}^{(0)*}(\mathbf{R}) \tilde{C}_{s'l', c}^{(0)}(\mathbf{R})}{2} \right] \\
&\times D_{sl, n'n}(\mathbf{k}) \frac{v_{\alpha, nm}(\mathbf{k}) v_{\beta, mn'}(\mathbf{k})}{\Delta_{\mathbf{k}, mn} \Delta_{\mathbf{k}, mn'}} \tilde{\mathcal{E}} \\
&= [\delta_{mm} - 1] D_{sl, n'n}(\mathbf{k}) \frac{v_{\alpha, nm}(\mathbf{k}) v_{\beta, mn'}(\mathbf{k})}{\Delta_{\mathbf{k}, mn} \Delta_{\mathbf{k}, mn'}} \tilde{\mathcal{E}} \\
&= 0.
\end{aligned} \tag{49}$$

So, the gauge invariance of layer index for $\alpha_{zz}^{(l)}$ is proved.

V. PROOF OF THE QUANTIZATION RULE IN THE INTERLAYER DECOUPLED CASE

In this section, we will prove rigorously the quantization rule Eq. (4) in the main text for the interlayer decoupled case. Then, the total Hamiltonian is obviously block-diagonal in the layer space. Each diagonal block is the Hamiltonian of every monolayer and they are all the same. If we diagonalize the full Hamiltonian, there are exactly N_L degenerate energy valence bands and N_L degenerate energy conduction bands if the slab consists of N_L layers. Without loss of generality, we can associate valence band $n = 1, \dots, N_L$ with layer index $l = 1 \dots N_L$, respectively. Similarly, we can also do the same for the conduction band $n = N_L + 1, \dots, 2N_L$ with layer index $l = 1 \dots N_L$, respectively. This leads to

$$\sum_s D_{sl, n'n} = \sum_s C_{sl, n'}^* C_{sl, n} = \delta_{nn'} \delta_{l, n/n - N_L} \tag{50}$$

for the band n is the valence/conduction band, respectively.

Thus,

$$\begin{aligned}
\sum_s (B_2) &= E_{\mathbf{m}\mathbf{k}}^{(0)} \sum_{l'} \left(\sum_{\tilde{n} \neq n} \frac{\sum_{s'} D_{s'l', \tilde{n}n}(\mathbf{k}) \sum_s D_{sl, n'\tilde{n}}(\mathbf{k})}{\Delta_{\mathbf{k}, n\tilde{n}}} + \sum_{\tilde{n}' \neq n'} \frac{\sum_{s'} D_{s'l', n'\tilde{n}'}(\mathbf{k}) \sum_s D_{sl, \tilde{n}'n}(\mathbf{k})}{\Delta_{\mathbf{k}, n'\tilde{n}'}} \right) \\
&\quad \times \frac{v_{\alpha, nm}(\mathbf{k}) v_{\beta, mn'}(\mathbf{k})}{\Delta_{\mathbf{k}, mn} \Delta_{\mathbf{k}, mn'}} \tilde{\mathcal{E}} l' \\
&= E_{\mathbf{m}\mathbf{k}}^{(0)} \sum_{l'} \left(\sum_{\tilde{n} \neq n} \frac{\delta_{n\tilde{n}} \delta_{l', n} \delta_{n'\tilde{n}} \delta_{l, n'}}{\Delta_{\mathbf{k}, n\tilde{n}}} + \sum_{\tilde{n}' \neq n'} \frac{\delta_{\tilde{n}'n'} \delta_{l', n'} \delta_{\tilde{n}'n} \delta_{l, n}}{\Delta_{\mathbf{k}, n'\tilde{n}'}} \right) \\
&\quad \times \frac{v_{\alpha, nm}(\mathbf{k}) v_{\beta, mn'}(\mathbf{k})}{\Delta_{\mathbf{k}, mn} \Delta_{\mathbf{k}, mn'}} \tilde{\mathcal{E}} l' \\
&= 0
\end{aligned} \tag{51}$$

Meanwhile,

$$\begin{aligned}
\sum_s (B_4) &= E_{\mathbf{m}\mathbf{k}}^{(0)} \sum_s D_{sl, n'n}(\mathbf{k}) \left[(-iA_{\alpha, nm}^{(1)}) \frac{v_{\beta, mn'}(\mathbf{k})}{\Delta_{\mathbf{k}, mn'}} + \frac{v_{\alpha, nm}(\mathbf{k})}{\Delta_{\mathbf{k}, mn}(\mathbf{k})} (iA_{\beta, n'm}^{(1)*}) \right] \\
&= E_{\mathbf{m}\mathbf{k}}^{(0)} \delta_{n'n} \delta_{l, n} \left[(-iA_{\alpha, nm}^{(1)}) \frac{v_{\beta, mn'}(\mathbf{k})}{\Delta_{\mathbf{k}, mn'}} + \frac{v_{\alpha, nm}(\mathbf{k})}{\Delta_{\mathbf{k}, mn}(\mathbf{k})} (iA_{\beta, n'm}^{(1)*}) \right], \\
-iA_{\alpha, nm}^{(1)} &= \sum_{l'} \left[\sum_{\tilde{n} \neq n} \frac{\sum_{s'} D_{s'l', n\tilde{n}}(\mathbf{k}) v_{\alpha, \tilde{n}m}(\mathbf{k})}{\Delta_{\mathbf{k}, mn} \Delta_{\mathbf{k}, n\tilde{n}}} + \sum_{\tilde{n} \neq m} \frac{\sum_{s'} D_{s'l', \tilde{n}m}(\mathbf{k}) v_{\alpha, n\tilde{n}}(\mathbf{k})}{\Delta_{\mathbf{k}, mn} \Delta_{\mathbf{k}, m\tilde{n}}} \right. \\
&\quad \left. - \frac{(\sum_{s'} D_{s'l', mm}(\mathbf{k}) - \sum_{s'} D_{s'l', nn}(\mathbf{k})) v_{\alpha, nm}(\mathbf{k})}{\Delta_{\mathbf{k}, mn}^2} \right] \tilde{\mathcal{E}} l' \\
&= \sum_{l'} \left[\sum_{\tilde{n} \neq n} \frac{\delta_{n\tilde{n}} \delta_{l', n} v_{\alpha, \tilde{n}m}(\mathbf{k})}{\Delta_{\mathbf{k}, mn} \Delta_{\mathbf{k}, n\tilde{n}}} + \sum_{\tilde{n} \neq m} \frac{\delta_{\tilde{n}m} \delta_{l', m-N_L} v_{\alpha, n\tilde{n}}(\mathbf{k})}{\Delta_{\mathbf{k}, mn} \Delta_{\mathbf{k}, m\tilde{n}}} - \frac{(\delta_{l', m-N_L} - \delta_{l', n}) v_{\alpha, nm}(\mathbf{k})}{\Delta_{\mathbf{k}, mn}^2} \right] \tilde{\mathcal{E}} l' \\
&= -\frac{(m - N_L - n) v_{\alpha, nm}(\mathbf{k})}{\Delta_{\mathbf{k}, mn}^2} \tilde{\mathcal{E}}.
\end{aligned}$$

Thus,

$$\begin{aligned}
\sum_s \sum_{n, n' \in \text{occ.}} \sum_{m \in \text{emp}} (B_4) &= \sum_{n \in \text{occ.}} \sum_{m \in \text{emp}} E_{\mathbf{m}\mathbf{k}}^{(0)} \delta_{l, n} \left[(-iA_{\alpha, nm}^{(1)}) \frac{v_{\beta, mn'}(\mathbf{k})}{\Delta_{\mathbf{k}, mn}} + \frac{v_{\alpha, nm}(\mathbf{k})}{\Delta_{\mathbf{k}, mn}(\mathbf{k})} (iA_{\beta, nm}^{(1)*}) \right] \\
&= -2 \sum_{n \in \text{occ.}} \sum_{m \in \text{emp}} E_{\mathbf{m}\mathbf{k}}^{(0)} \delta_{l, n} (m - n - N_L) \frac{v_{\alpha, nm}(\mathbf{k}) v_{\beta, mn}(\mathbf{k})}{\Delta_{\mathbf{k}, mn}^3} \tilde{\mathcal{E}}.
\end{aligned} \tag{52}$$

If $m - N_L = n$, Eq. (52) equals 0 obviously. If $m - N_L \neq n$, since $v_{\alpha, nm} = \langle u_{n\mathbf{k}}^{(0)} | (\partial_{k_\alpha} H_{\mathbf{k}}) | u_{m\mathbf{k}}^{(0)} \rangle_{\Omega_0}$ is also block-diagonal, the expression must be zeros as well. To sum up, (B_4) also contributes 0.

Now we turn to (B_3) :

$$\begin{aligned}
\sum_s \sum_{n, n' \in \text{occ.}} \sum_{m \in \text{emp}} (B_3) &= \sum_{n, n' \in \text{occ.}} \sum_{m \in \text{emp}} \sum_{l'} \left[\sum_{s'} D_{s'l', mm}(\mathbf{k}) - \frac{\sum_{s'} \mathbf{R} \tilde{C}_{s'l', v}^{(0)*}(\mathbf{R}) \tilde{C}_{s'l', v}^{(0)}(\mathbf{R}) + \tilde{C}_{s'l', c}^{(0)*}(\mathbf{R}) \tilde{C}_{s'l', c}^{(0)}(\mathbf{R})}{2} \right] \\
&\quad \times \sum_s D_{sl, n'n}(\mathbf{k}) \frac{v_{\alpha, nm}(\mathbf{k}) v_{\beta, mn'}(\mathbf{k})}{\Delta_{\mathbf{k}, mn} \Delta_{\mathbf{k}, mn'}} \tilde{\mathcal{E}} l' \\
&= \sum_{n, n' \in \text{occ.}} \sum_{m \in \text{emp}} \sum_{l'} \left[\delta_{l', m-N_L} - \frac{\delta_{l', N_L} + \delta_{l', 1}}{2} \right] \delta_{n'n} \delta_{l, n} \frac{v_{\alpha, nm}(\mathbf{k}) v_{\beta, mn'}(\mathbf{k})}{\Delta_{\mathbf{k}, mn} \Delta_{\mathbf{k}, mn'}} \tilde{\mathcal{E}} l' \\
&= \sum_{n \in \text{occ.}} \sum_{m \in \text{emp}} \left[m - N_L - \frac{N_L + 1}{2} \right] \delta_{l, n} \frac{v_{\alpha, nm}(\mathbf{k}) v_{\beta, mn}(\mathbf{k})}{\Delta_{\mathbf{k}, mn}^2} \tilde{\mathcal{E}} \\
&= \sum_{m \in \text{emp}} \delta_{m, l+N_L} \left[l - \frac{N_L + 1}{2} \right] \frac{v_{\alpha, lm}(\mathbf{k}) v_{\beta, ml}(\mathbf{k})}{\Delta_{\mathbf{k}, ml}^2} \tilde{\mathcal{E}},
\end{aligned}$$

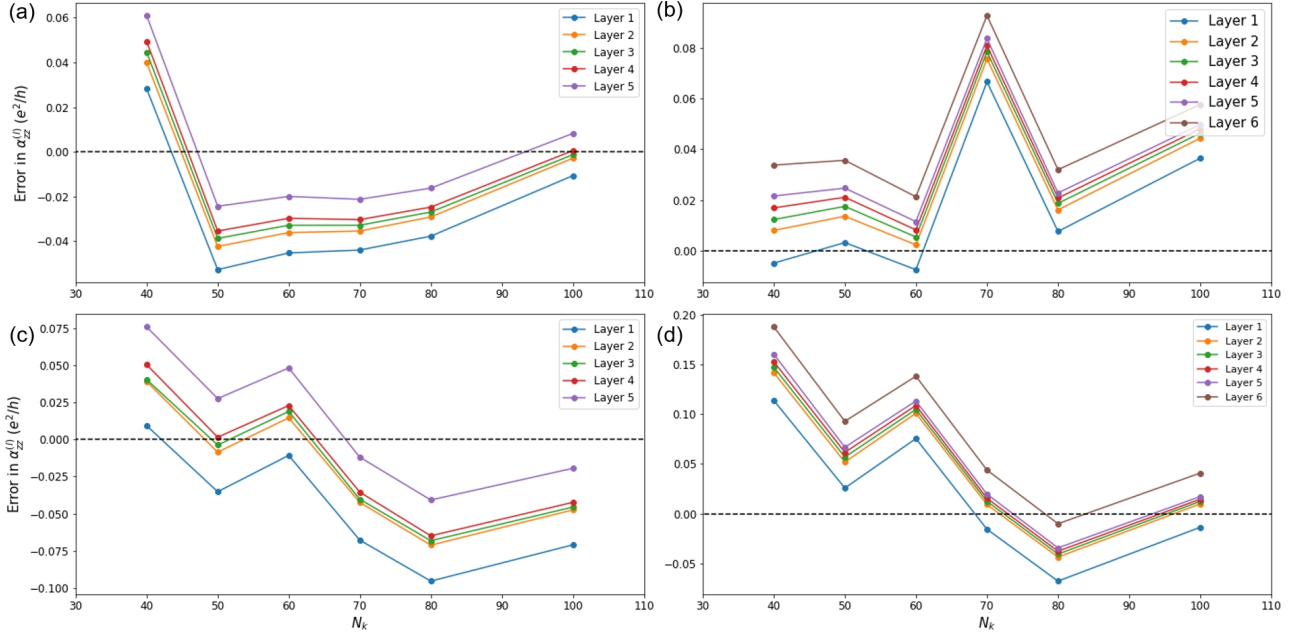


FIG. 2. Error in $\alpha_{zz}^{(l)}$ with respect to the quantized value using finite-difference method. (a) AA stacking, five layers; (b) AA stacking, six layers; (c) AB stacking, five layers; (d) AB stacking, six layers.

where we use a similar mapping as Eq. (50) for the system with OBC to derive the first equality. The last equality comes from the fact that $v_{\alpha,nm} = \langle u_{n\mathbf{k}}^{(0)} | (\partial_{k_\alpha} H_{\mathbf{k}}) | u_{m\mathbf{k}}^{(0)} \rangle_{\Omega_0}$ is also block-diagonal. Note that this expression is precisely the Chern number of monolayer. Therefore, if there are odd layers in system, the response is integer quantized; if N_L is even, the response is then quantized to half-integer. Then, the quantization rule Eq. (4) in the main text is automatically proved for the interlayer decoupled case.

VI. DETAILS ON NUMERICAL EVALUATIONS AND FINITE-SIZE EFFECT

In this section, we provide more details on the numerical calculations including the calculations of $\alpha_{zz}^{(l)}$ and layer Chern number.

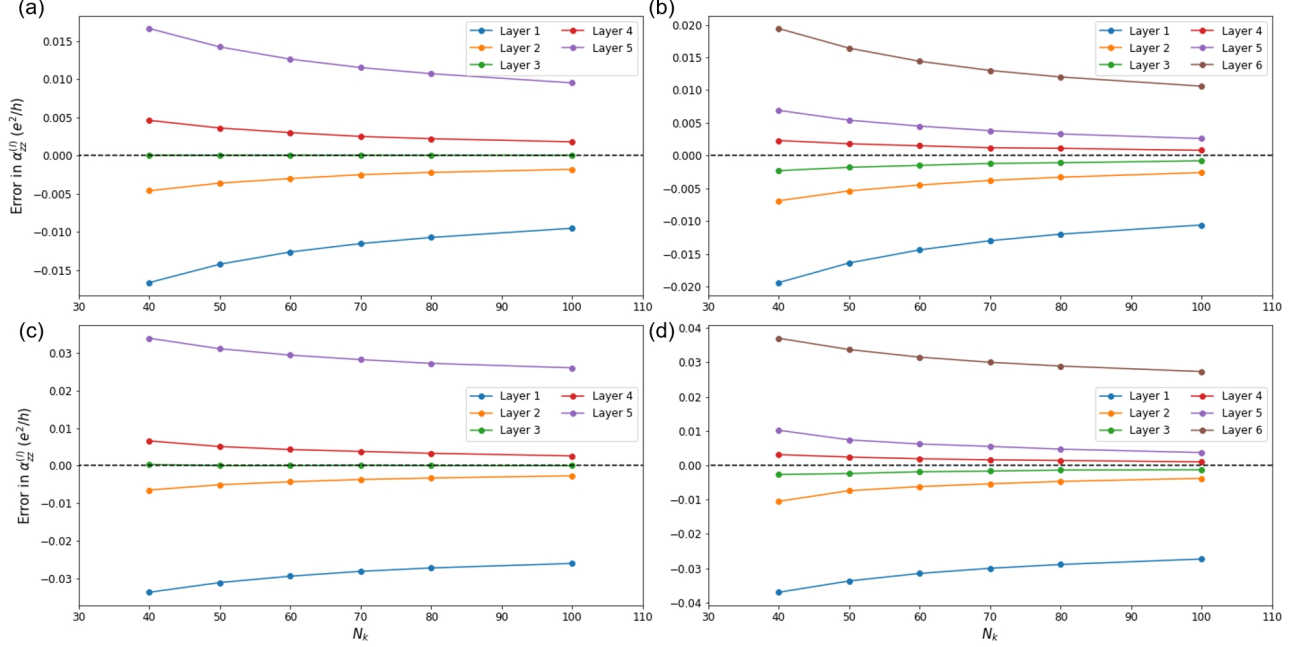
Layer-resolved orbital magnetoelectric response of slab

In a slab system, we calculate $\alpha_{zz}^{(l)}$ using $\partial M_z^{(l)} / \partial \mathcal{E}$. We employ three approaches in our study. The first one is to calculate $M_z^{(l)}$ in the absence and in the presence of weak electric field using Eq. (23), then get $\alpha_{zz}^{(l)}$ by finite difference. In practice, we calculate $M_z^{(l)}$ for a series of weak electric field such that the response is still in the linear regime. Then, we fit the first four points to get the slope of the straight line and thus $\alpha_{zz}^{(l)}$. We use this for a slab with PBC in the x, y plane. In Fig. 2, we show how the quantization is improved when we refine the \mathbf{k} mesh. We see that the improvement is not monotonic but oscillating. The main source of error comes from the determination of chemical potential given by an auxiliary system with OBC. Note that this is also the method we use to evaluate $\alpha_{zz}^{(l)}$ in the presence of substrate. More results for those shown in the main text are given in Table I where \mathbf{k} mesh is 90×90 . We see that $\alpha_{zz}^{(l)}$ is not quantized in the presence of substrate and interlayer coupling because of inversion or mirror symmetry breaking.

The second approach is to calculate $\alpha_{zz}^{(l)}$ directly applying perturbation formula given above. In Fig. 3, we show how the quantization is improved when we refine the \mathbf{k} mesh. Compared to the first approach, one advantage of the perturbative approach is that the quantization gradually improves as the k mesh becomes finer. We also note that another advantage of the perturbation approach is to enforce the mirror symmetry in the results such that $\alpha_{zz}^{(l)}$ is symmetric with respect to the central plane.

TABLE I. Layer-resolved response in units of $[e^2/h]$ in systems with substrate.

$\alpha_{zz}^{(l)}$	$l = 1$	$l = 2$	$l = 3$	$l = 4$	$l = 5$
$t_3 = 0, t_4 = 0$	2.4930	1.4958	0.4986	-0.4986	-1.4958
$t_3 = 1/6, t_4 = 0$	2.1742	1.1771	0.1799	-0.8173	-1.8145
$t_3 = 0.3, t_4 = 0$	1.8602	0.8630	-0.1342	-1.1314	-2.1286
$t_3 = 1/6, t_4 = 3t_3/4$	2.3786	1.3852	0.3874	-0.6104	-1.6041
$t_3 = 0.3, t_4 = 3t_3/4$	1.9530	0.9690	-0.0306	-1.0296	-2.0144

FIG. 3. Error in $\alpha_{zz}^{(l)}$ with respect to the quantized value using perturbation theory. (a) AA stacking, five layers; (b) AA stacking, six layers; (c) AB stacking, five layers; (d) AB stacking, six layers.

The third approach is similar to the first approach except that we calculate $M_z^{(l)}$ using Eq. (4) instead of Eq. (23). This method is uniquely suitable for a slab with OBC in the x, y plane. We use this method to test the robustness of the quantization rule against disorder.

Layer-resolved orbital magnetoelectric response of 3D bulk

In 3D bulk system, we calculate $\alpha_{zz}^{(l)}$ using $\partial P_z^{(l)} / \partial B$. However, the layer-resolved polarization $P_z^{(l)}$ is only well defined if the Wannier centers can be unambiguously associated with a given layer. We show in Fig. 4 that this is indeed the case. We see that the Wannier centers are always very close to the position of 2D layers.

In practice, we construct a magnetic unit cell to restore magnetic translation symmetry for a magnetic field commensurate with the atomic unit cell $p/q = 1/30$. To calculate $\alpha_{zz}^{(l)}$, we need to solve the Hofstadter spectrum of the Hamiltonian in the absence and in the presence of such a weak magnetic field. To be coherent in the formalism, we also use the same magnetic unit cell in the absence of magnetic field, namely we consider a magnetic field $p/q = 0/30$. Then, we can calculate the layer-resolved polarization using Eq. (8) in the main text. Then, we do a finite difference between $P_z^{(l)}$ in the absence and in presence of magnetic field and average over the 2D magnetic Brillouin zone to get the final results.

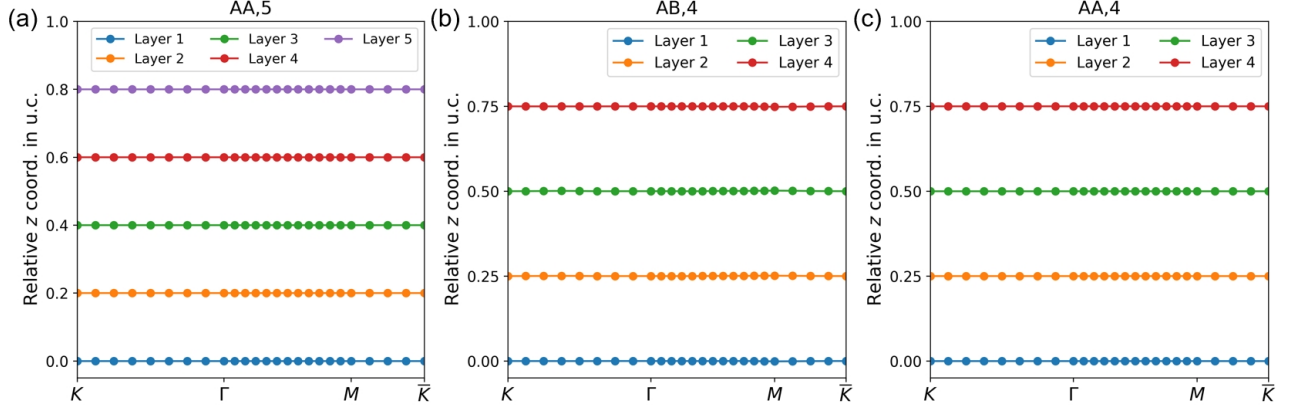


FIG. 4. Band structures of Wannier centers for all the cases we show in the main text: (a) AA stacking, five layers; (b) AA stacking, four layers; (c) AB stacking, four layers.

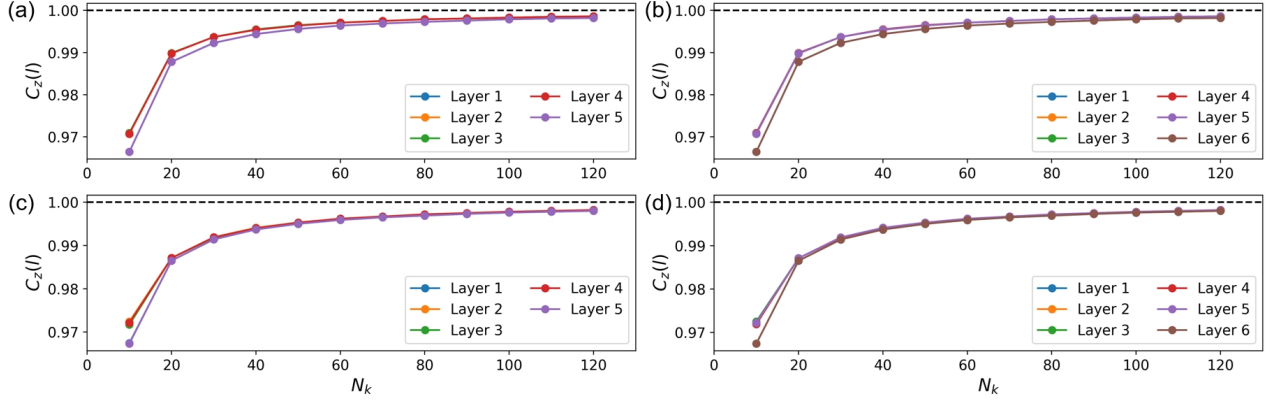


FIG. 5. Error in $C_z(l)$ with respect to the quantized value. (a) AA stacking, five layers; (b) AA stacking, six layers; (c) AB stacking, five layers; (d) AB stacking, six layers.

Layer Chern number

In the main text, we argue that the quantization rule of $\alpha_{zz}^{(l)}$ relies on quantized layer Chern number. In this subsection, we numerically check the quantization of layer Chern number using Eq. (25). In Fig. 5, we show the error of quantization for layer Chern number is gradually improved as \mathbf{k} mesh becomes finer. Here, the interlayer coupling is $t_3 = 0.2$ and $t_4 = 0.15$ and the intralayer parameters are still the same as in the main text. Note that the error in layer Chern number is solely due to the finite mesh. The evaluation of layer Chern number using Eq. (25) does not reflect the topological character, therefore harder to converge compared to the usual way to calculate Chern number. For example, if we set interlayer coupling to be zero, the layer Chern number is exactly the 2D Chern number should be quantized as a topological invariant. However, for a fine mesh 100×100 , the evaluation of Chern number using the plaquette method is quantized to precision 10^{-5} , while the evaluation using Eq. (25) is only to precision 10^{-3} .

We also check that the layer Chern number is still well quantized in the presence of substrate. Here, we set the substrate on-site energy to be $t_2/2$ and $t_3 = 0.2$, $t_4 = 0.15$ as before. The \mathbf{k} mesh is 100×100 . As shown in Table, the quantization of layer Chern number is good for two stackings compared to that without substrate. As a reference, the layer Chern number without interlayer coupling turns out to be 0.9975 in the same mesh. It is remarkable that the substrate has no effect on the value of layer Chern number whose quantization is not protected by inversion or mirror symmetry.

TABLE II. Layer Chern number $C_z(l)$ with substrate and those without substrate in the parenthesis.

Layer Index	1	2	3	4	5	6
AA,5	0.9979(0.9979)	0.9983(0.9983)	0.9983(0.9983)	0.9983(0.9983)	0.9979(0.9979)	/
AB,5	0.9976(0.9976)	0.9977(0.9978)	0.9978(0.9977)	0.9978(0.9978)	0.9976(0.9976)	/
AA,6	0.9979(0.9979)	0.9983(0.9983)	0.9983(0.9983)	0.9983(0.9983)	0.9983(0.9983)	0.9979(0.9979)
AB,6	0.9976(0.9976)	0.9977(0.9978)	0.9977(0.9977)	0.9977(0.9977)	0.9978(0.9978)	0.9976(0.9976)

VII. OFF-DIAGONAL OME RESPONSE OF CHERN INSULATORS

Let us consider a 3D Chern insulator with Chern vector $\mathbf{C} = (0, 0, C_z)$, where $C_z = C (C \in \mathbb{Z}, C \neq 0)$ with interlayer distance d . What would happen if a non-disruptive in-plane electric field is applied assuming the interlayer coupling is weak? Since 3D Chern insulator is adiabatically connected to trivial stacking of 2D Chern insulators, the response to in-plane electric field (corresponding to off-diagonal α_{xz} or similar components) should behave similarly as in the 2D case. Specifically, if a uniform electric field \mathcal{E}_x is applied along the x axis, a transverse anomalous Hall current flowing along the y direction would be induced due to the non-zero Chern number, with $j_y = Ce^2/(dh)\mathcal{E}_x$. The bulk anomalous Hall current would naturally generate orbital magnetization \mathbf{M} via $\nabla \times \mathbf{M} = \mathbf{j}$, giving rise to an off-diagonal OME response, with its response coefficient varying linearly in real space, i.e., $\partial_x \alpha_{xz} = -Ce^2/hd$. Here e is fundamental charge, h is Planck constant, and d is interlayer distance.