

# Dirac points and topological phases in correlated altermagnets

Lorenzo Del Re

Max-Planck-Institute for Solid State Research, 70569 Stuttgart, Germany

(Dated: August 27, 2024)

We explore a two-dimensional Hubbard model adapted to host altermagnetic states. Utilizing Hartree-Fock (HF) and dynamical mean field theory (DMFT), we uncover that the magnetic solutions of this model feature Dirac points in their spectrum. HF predicts a gap opening at a critical interaction strength, a result corroborated by DMFT calculations at zero temperature. However, at finite temperature and high interaction strengths, Dirac points re-emerge at high energies in the spectral function, even if they are absent in the non-interacting and HF-predicted band structures. Analytical arguments reveal that this phenomenon arises near Mott insulating solutions from the frequency dependence of the self-energy, a behavior not captured by static mean-field theory. We also propose perturbations to the model that can induce a topological gap in the spectrum, leading to a transition from topologically trivial to non-trivial states by varying doping, interaction strength, and temperature.

*Introduction*– Many-electron systems can organise in a multitude of magnetically ordered states by spontaneous symmetry breaking. Recently a new type of magnetic order i.e. altermagnetism [1–7] has been established as a new category of broken-symmetry phases. Similar to antiferromagnets, altermagnets have a net zero magnetization. However, unlike antiferromagnets, the spin-up and spin-down sub-lattices are not connected by a simple sub-lattice translation. This implies a splitting of spin-up/down bands resulting in spin-resolved anisotropic transport properties with potential application in anti-ferromagnetic spintronics [8, 9]. Even if experiments on real materials have already found good candidates for hosting altermagnetic states [10–15], cold atoms trapped in optical lattices represent an alternative route for their realisation. Furthermore, since cold-atomic setups have been employed for the simulation of strongly correlated Mott insulators [16–19] and quantum magnetism [20–23], they represent the ideal testbed for understanding the interplay between electronic correlations and the emergence of altermagnetism in many fermion systems.

In this letter, we study a two-dimensional version of the Hubbard model suitably modified for hosting altermagnetic states that can be simulated via nowadays available cold-atom technology [24]. Here, by employing Hartree-Fock (HF) and dynamical mean field theory (DMFT) [25], we reveal that magnetic solutions of this model host Dirac points in its spectrum and study their stability as a function of relevant physical parameters such as interaction, doping and temperature. In particular, HF predicts a gap opening for a critical value of the interaction strength which is confirmed by our DMFT calculations at zero temperature. At finite temperature and sufficiently strong interaction strength, DMFT predicts the re-emergence of Dirac points at high energy in the spectral function, which are absent in both the non-interacting and HF-predicted band structures. By means of an approximation valid at strong coupling, we analytically show that this phenomenon stems from the frequency dependence of the self-energy in the vicinity of Mott insulating solutions and it is not captured by static mean-field theory. Finally, we

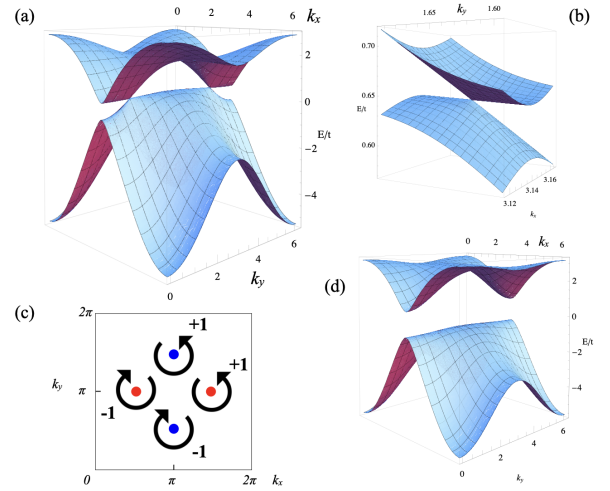


FIG. 1. (a) Band structure for  $\sigma = \uparrow$  plotted in the Brillouin zone for  $t'/t = 0.3$ ,  $\delta = 0.9$  and  $\Delta/t = 3/4 < \Delta_c$ . (b) Inset of (a) around one of the two crossing points showing the tilted type-I Dirac cone. (c) Positions of the crossing points in the Brillouin zone for  $\sigma = \uparrow$  (blue) and  $\sigma = \downarrow$  (red) for the same parameter set as in (a). The spin-resolved Dirac points possess opposite winding numbers  $W = \pm 1$  (indicated by arrows). (d) Gapped band structure for  $\sigma = \uparrow$  plotted in the Brillouin zone for  $t'/t = 0.3$ ,  $\delta = 0.9$  and  $\Delta/t = 7/4 > \Delta_c$ .

propose perturbations to the model able to open a topological gap in the spectrum. Since the topological states [26–29] are inherently connected to the presence of Dirac points in the unperturbed Hamiltonian, the perturbed system undergoes a transition from topologically trivial to non-trivial by varying doping, interaction strength and temperature.

*The model*– We consider the Hubbard model in the square lattice with nearest and next-to-the-nearest neighbor hopping (n.n. and n.n.n. respectively):

$$H = \sum_{ij\sigma} t_{ij} c_{i\sigma}^\dagger c_{j\sigma} + U \sum_i \left( n_{i\uparrow} - \frac{1}{2} \right) \left( n_{i\downarrow} - \frac{1}{2} \right), \quad (1)$$

where the n.n.n. hopping processes depend explicitly on the sub-lattice index and assume different values along the main and secondary diagonals, i.e.  $t_{n,n,n} = -t'[1 + (-1)^a \pm \delta]$  for the main (secondary) diagonal where  $a = A, B$  is the sub-lattice index [24]. Such a hopping process breaks explicitly translational invariance and the system must be addressed by adding sub-lattice indices even in the non-magnetic phase.

*Hartree-Fock* – If we employ a mean-field decoupling of the interactions, the problem is simplified to the following  $2 \times 2$  Hamiltonian:

$$\mathcal{H}_\sigma(k) = \alpha_k \sigma_0 + \beta_k \sigma^{(z)} + \gamma_k \sigma^{(x)}, \quad (2)$$

where  $\sigma^{(i=x,y,z)}$  are the Pauli matrices,  $\sigma_0$  is the  $2 \times 2$  identity matrix,  $\alpha_k = \frac{f_A(k) + f_B(k)}{2}$ ,  $\beta_k = \frac{f_A(k) - f_B(k) - 2\sigma\Delta}{2}$ ,  $\gamma_k = \epsilon_k$ ,  $\epsilon_k = -2t \cos(k_x) - 2t \cos(k_y)$  being the n.n. and  $f_a = -2t'[1 + (-1)^a \delta] \cos(k_x + k_y) - 2t'[1 - (-1)^a \delta] \cos(k_x - k_y)$ . Here,  $\Delta = Um/2$  is the Hartree term coming from the interaction with  $m = n_{A\uparrow} - n_{A\downarrow}$  being the staggered magnetisation. It is useful to perform the following change of basis in  $k$ -space  $\tilde{k}_{x(y)} = k_x \pm k_y$  with  $\tilde{k}_{x,y} \in [0, 2\pi)$ . From now on we will drop the tilde “ $\sim$ ” symbol for simplifying the notation.

*Dirac cones* – The eigenvalues of Eq.(2) read:  $\lambda_\sigma^\pm(k) = \alpha_k \pm \sqrt{\beta_k^2 + \gamma_k^2}$ . The two bands display a crossing when  $\beta_k$  and  $\gamma_k$  simultaneously vanish.

Assuming  $\Delta, t', \delta > 0$ , the band crossings occur at:

$$\begin{aligned} k_x = \pi, k_y = \pm \arccos\left(\frac{\Delta}{2t'\delta} - 1\right) & \text{ for } \sigma = \uparrow \\ k_y = \pi, k_x = \pm \arccos\left(\frac{\Delta}{2t'\delta} - 1\right) & \text{ for } \sigma = \downarrow. \end{aligned} \quad (3)$$

Let us note that there exists a critical value for the order parameter  $\Delta_c = 4t'\delta$  such that when  $\Delta < \Delta_c$  the bands display a crossing otherwise they are fully gapped. In Figure (1-a) the band structure for  $t' = 0.3t$ ,  $\delta = 0.9$  and  $\Delta = (3/4)t < \Delta_c$  is shown in the Brillouin zone: there are two crossing points per spin-species where the two bands form tilted Dirac cones [30] (see inset in Figure 1-b). When  $\Delta > \Delta_c$  the two bands are fully gapped as shown in Figure 1-d.

If the Hamiltonian in Eq.(2) for the  $\sigma = \uparrow$  species is expanded around the points defined in Eq.(3), for  $\Delta < \Delta_c$ , we obtain the following low-energy effective theory:

$$\mathcal{H}_\uparrow^\pm \sim (E_0 + \tilde{v}_y q_y) \sigma_0 \pm v_y q_y \sigma^{(z)} + v_x q_x \sigma^{(x)}, \quad (4)$$

where  $E_0 = -2t'[\cos(\tilde{k}_y) - 1]$ ,  $\tilde{v}_y = 2t' \sin(\tilde{k}_y)$ ,  $v_x = 2t \cos(\tilde{k}_y/2)$ ,  $v_y = -2t'\delta \sin(\tilde{k}_y)$ , with  $\tilde{k}_y = \arccos(\Delta/2t'\delta - 1)$ , and  $\mathbf{q} = (k_x - \pi, k_y \mp \tilde{k}_y)$ .

The winding vector of Eq.(4) is defined as:

$$\mathbf{W} = \frac{1}{2\pi} \oint_{\mathcal{C}} \mathbf{n}(\mathbf{q}) \times d\mathbf{n}(\mathbf{q}), \quad (5)$$

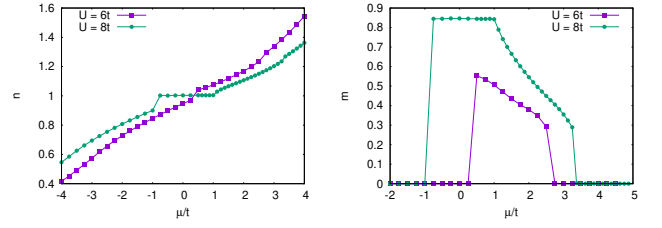


FIG. 2. (Left panel) Density  $n = n_{A\uparrow} + n_{A\downarrow}$  as a function of the chemical potential for two values of  $U/t = 6, 8$ ,  $t'/t = 0.3$ ,  $\delta = 0.9$  and zero temperature. (Right panel) Staggered magnetisation  $m = n_{A\uparrow} - n_{A\downarrow}$  as a function of the chemical potential for the same parameters.

where  $\mathbf{n}(\mathbf{q}) = \mathbf{h}(\mathbf{q})/|\mathbf{h}(\mathbf{q})|$ , with  $\mathbf{h}(\mathbf{q}) = (v_x q_x, 0, \pm v_y q_y)$  and  $\mathcal{C}$  is a closed curve around the crossing point. The two crossing points possess non-vanishing and opposite winding numbers  $\mathbf{W} = (0, \pm 1, 0)$  [see Figure 1].

*DMFT* – In DMFT [25], the original lattice model is mapped onto an effective Anderson impurity model (AIM) that we solved numerically using exact diagonalisation (ED). As a minimal choice for describing the altermagnetic state, we assume a local self-energy, which is diagonal in sub-lattice and spin indices  $\Sigma_{aa',\sigma\sigma'}(\nu) = \delta_{\sigma\sigma'} \delta_{aa'} \Sigma_{\sigma a}(\nu)$  and has the following property  $\Sigma_{\sigma a}(\nu) = \Sigma_{\bar{\sigma}\bar{a}}(\nu)$ . Therefore, there are only two independent self-energy components: i.e.  $\Sigma_{\uparrow A}(\nu) \equiv \Sigma_{\uparrow}(\nu)$  and  $\Sigma_{\downarrow A} \equiv \Sigma_{\downarrow}(\nu)$ . Given these assumptions the Dyson equation for the  $\sigma = \uparrow$  species reads:

$$G_{\uparrow}^{-1}(k, \nu) = \begin{pmatrix} \zeta_{\uparrow}(\nu) - f_A(\mathbf{k}) & \epsilon_k \\ \epsilon_k & \zeta_{\downarrow}(\nu) - f_B(\mathbf{k}) \end{pmatrix}, \quad (6)$$

where  $\zeta_{\sigma}(\nu) = i\nu + \mu - \Sigma_{\sigma}(\nu)$  [25, 31–34].

The self-consistence equation for  $\mathcal{G}_0$  is obtained using the inverse Dyson equation, i.e.  $\mathcal{G}_{0,\uparrow}^{-1}(\nu) = G_{\text{loc},\uparrow}^{-1}(\nu) + \Sigma_{\uparrow}(\nu)$  where  $G_{\text{loc},\uparrow}(\nu) = \frac{1}{V} \sum_k G_{AA,\uparrow}(k, \nu)$ . In practice, an initial guess for  $\mathcal{G}$  defines the AIM at the first iteration, then the self-energy is extracted using ED, and the Weiss field is updated using the self-consistency condition. The DMFT cycle iterates until convergence of the Weiss field [35].

*Paramagnetic solution* – In the symmetric non-magnetic phase  $\Sigma_{\uparrow} = \Sigma_{\downarrow}$  and the staggered magnetisation vanishes. Within this phase, the system is expected to undergo a metal-to-insulator transition (MIT) upon increasing the onsite interaction at filling  $n = 1$ . We evaluated the transition to occur at  $U/t \sim 12$  [36].

*Magnetic phases* – Magnetic solutions are obtained relaxing the constraints imposed by  $SU(2)$ -symmetry and letting  $\Sigma_{\uparrow}, \Sigma_{\downarrow}$  assuming independent values. We studied the system by varying doping, interaction and temperature and we find three main kind of solutions with broken symmetry: (i) fully gapped insulating AFM without Dirac cones, (ii) a magnetic metallic phase obtained by doping the fully gapped one without Dirac cones, (iii) a magnetic metallic phase with Dirac cones, (iv) an insulating magnetic phase with high-energy Dirac cones. All these

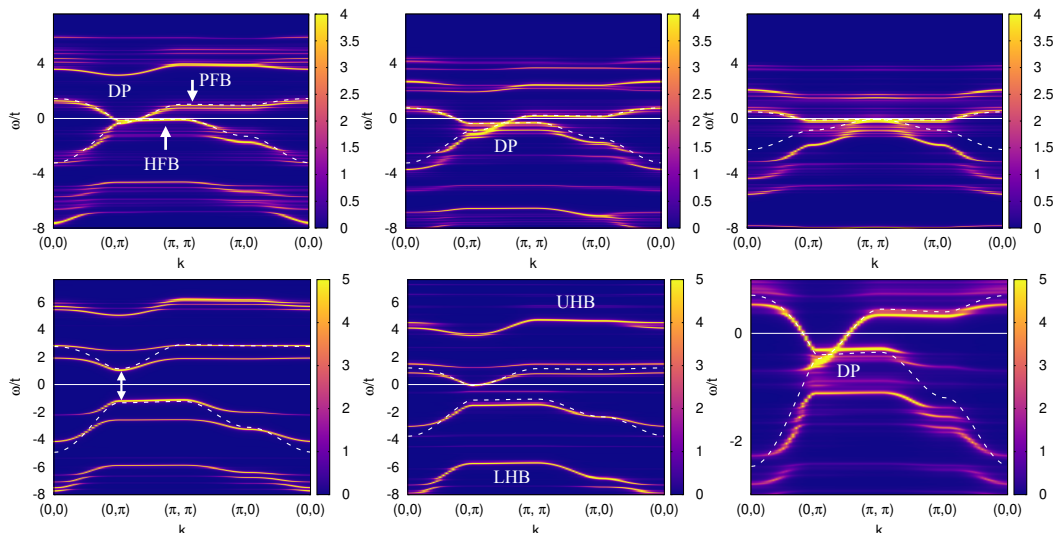


FIG. 3. Doping evolution of the spectrum for two different values of the on-site interaction and for  $\sigma = \uparrow$ . (Upper panels)  $U/t = 6$ , and from left to right  $\mu/t = 0.5, 2, 3$ . (Lower panels)  $U/t = 8$ , and from left to right  $\mu/t = 0, 1.125, 2$ . Dashed lines refer are predictions of the QP effective theory defined in Eq.(7).

phases display the particular feature of altermagnets: i.e. a lifted spin degeneracy in the single-particle spectrum.

*Zero Temperature*– In Figure(2), we show the density  $n = n_{A\uparrow} + n_{A\downarrow}$  and staggered-magnetization  $m = n_{A\uparrow} - n_{A\downarrow}$  curves as a function of the chemical potential for two different values of  $U/t = 6, 8$  at zero temperature and for  $t'/t = 0.3$  and  $\delta = 0.9$ . For  $U = 6t$ , the density is a continuously increasing function of the chemical potential and the system is always found in a metallic state for this value of the interaction. The staggered-magnetisation is peaked close to integer filling  $n = 1$  and it decreases continuously upon particle doping, whereas it vanishes abruptly for hole doping.

At  $U = 8t$ , the density curve displays a plateau for  $n = 1$  which signals the onset of an insulating phase at integer filling. Also in this case, the staggered-magnetisation jumps to zero in a discontinuous fashion upon hole doping. For moderate particle doping the system becomes a magnetic metal and the order parameter decreases to intermediate values before vanishing.

Further insights about the nature of these metallic and insulating states can be grasped by inspection of the single-particle spectral function  $A_\sigma(k, \omega) = -\text{ImTr} G_\sigma(k, \omega + i0^+)$ , which is obtained from the analytic continuation of Eq.(6), that in ED can be obtained analytically via Lehmann representation.

The top panels of Figure 3 show the evolution of the single-particle spectrum as a function of doping for  $U/t = 6$  and  $\sigma = \uparrow$  plotted as an intensity map in the plane  $\omega$ -vs- $k$ . From left-to-right, the chemical potential is set to  $\mu/t = 0.5, 2, 3$ . At  $\mu = 0.5$ , that corresponds to  $n \sim 1$ , the order parameter assumes its maximal value shown in Figure 2 (blue curve). We observe that the spectral function displays a linear crossing in the direction  $(\pi, \pi) - (\pi, 0)$ , where, according to Eq.(3), we expect to find a

Dirac cone. Furthermore, the spectrum is characterised by the presence of two quasi-flat bands one at higher energy, which we refer to as particle-flat-band (PFB), and the other at lower energy, that we named hole-flat-band (HFB). At  $\mu/t = 2$ , the chemical potential (displayed as a solid white horizontal line) lies below the PFB and the Dirac point is still visible. By further increasing the chemical potential, the altermagnetic state becomes unstable and the Dirac point disappears, as shown on the right top panel in Figure (3). We observe that at  $\mu/t = 0.5$  the chemical potential lies slightly above the HFB and by decreasing doping the order parameter vanishes, as shown in Figure (2).

The lower panels of Figure 3 display the spectral function at  $U/t = 8$  for different values of the Fermi level. We note that, at  $\mu = 0$ , which corresponds to integer filling (see Figure 2), the spectrum is gapped, with a gap of  $\Delta \sim 2t$  that coincides with the plateau width of the density curve in Figure 2. We note that the spectral weight redistributes to higher positive and negative energies forming the Hubbard bands. At  $\mu/t = 1.125$  (lower middle panel), the Fermi level is high enough to populate the first low-energy band and the system becomes metallic. However, differently from the AF-metallic phase at  $U/t = 6$  the spectrum does not feature any Dirac points and it is similar to the one of a doped Mott-insulator. Upon further increasing doping, at  $\mu/t = 2$  Dirac cones arise in the spectrum, as shown in the right bottom panel in Figure 3. For greater values of  $\mu/t$  where the symmetric phase is restored, the Dirac points vanish again (not shown).

In order to rationalise the DMFT numerical data it is useful to derive an effective low-energy theory. For this purpose we consider a linear expansion in frequency of the self-energy, i.e.  $\Sigma_\sigma(\nu) \sim \Sigma_{0\sigma} + \alpha_\sigma i\nu$ , where

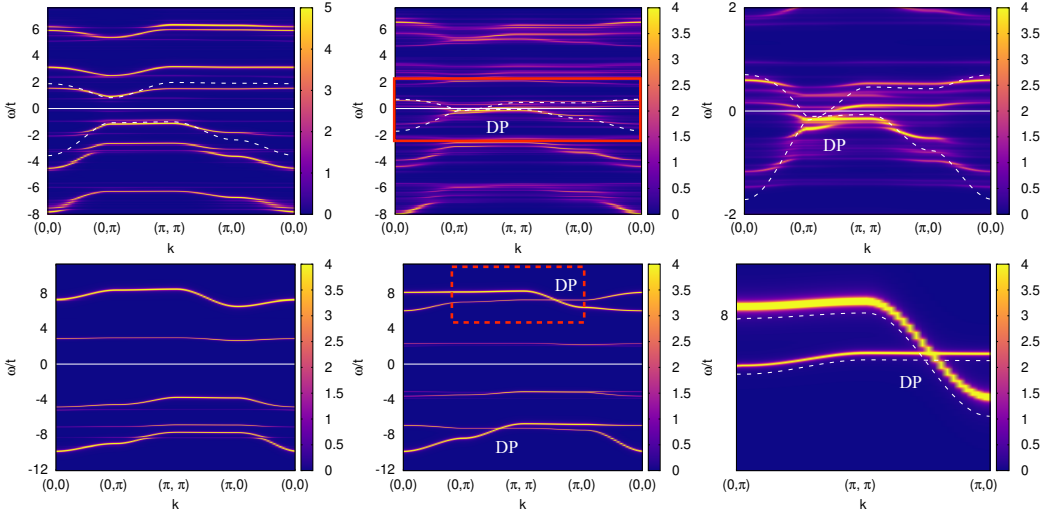


FIG. 4. Temperature evolution of the spectrum for two different values of the interaction and for  $\sigma = \uparrow$ . (Upper panels)  $U/t = 8$  and  $\beta t = 5, 3.425$  for the left and center panel respectively. The rightmost panel is an inset of the central one. The dashed white lines are the results of the QP effective theory defined in Eq.(7). (Lower panels)  $U/t = 14$  and  $\beta t = 25, 9$  for the left and center panel respectively. The rightmost panel is an inset of the central one. The dashed white lines are the results of the strong coupling expansion based on the approximation presented in Eq.(8) (see main text).

$\Sigma_{0\sigma} = \text{Re}\Sigma_{\sigma}(\nu \rightarrow 0^+)$  and  $\alpha_{\sigma} = \partial_{\nu}\text{Im}\Sigma_{\sigma}(\nu)|_{\nu \rightarrow 0^+}$ . Once this simplified expression of  $\Sigma$  is substituted into Eq.(6), we obtain the following approximation for the Green's function:  $G_{\sigma}^{-1}(k, \nu) \sim Z^{-1/2} \cdot (i\nu - \tilde{\mathcal{H}}_{k\sigma}) \cdot Z^{-1/2}$ , where

$$\tilde{\mathcal{H}}_{k\sigma} = Z^{1/2} \cdot (\mathcal{H}_{0\sigma}(k) + \Sigma_0) \cdot Z^{1/2}, \quad (7)$$

is the effective QP Hamiltonian, “ $\cdot$ ” represents matrix multiplication,  $\Sigma_0 = \text{diag}(\Sigma_{0\uparrow}, \Sigma_{0\downarrow})$  represents the Hartree term,  $Z = \text{diag}(Z_{\uparrow}, Z_{\downarrow})$  with  $Z_{\sigma} = (1 - \alpha_{\sigma})^{-1}$  being the spin/sub-lattice resolved QP renormalisation factor. If we neglect the spin dependence of the QP weight, the effective Hamiltonian in Eq.(7) coincides with the one defined in Eq.(2) times a pre-factor and where  $2\Delta = \Sigma_{0\uparrow} - \Sigma_{0\downarrow}$ . The bands obtained from diagonalising the  $2 \times 2$  matrix in Eq.(7) are shown as white dashed lines in Figure 3 and they well capture the salient features of the spectral function at low energy. At zero temperature, the Hartree term  $2\Delta = \Sigma_{\uparrow} - \Sigma_{\downarrow}$  decreases by increasing (decreasing) doping and a Dirac cone at low-energy is formed when it becomes lower than the critical value  $\Delta_c = 4t'\delta$ , as we checked numerically.

*The role of temperature* – Since temperature lowers the order parameter, one might expect that it could favor the appearance of Dirac cones in the energy spectrum, similarly to what we have observed at zero temperature as a function of doping.

The upper panels of Figure 4 show the temperature evolution of the spectrum for  $U/t = 8$ . Indeed, we observe that, since the Hartree term decreases with temperature, when  $\Delta < \Delta_c$  a Dirac cone appears close to the Fermi level and its behavior is well described by the low-energy theory.

However, for higher values of the interaction strength,

where a paramagnetic Mott insulating solution already exists, the temperature evolution of the spectrum changes qualitatively even in the broken symmetry phase. This is shown in the lower panels of Figure 4 for  $U/t = 14$ : at low temperature (left-bottom panel) the spectrum is fully gapped and no Dirac cones appear. However, for intermediate values of temperature (center-bottom panel), we observe that even if the system is still gapped, two Dirac points emerge at high negative and positive energies. These features are completely missed by the effective QP-theory and they never appear in mean-field theory.

An alternative approximation to the QP effective theory, which fails at intermediate temperature where dynamical correlations are not negligible anymore, is obtained by evaluating the self-energy in the atomic limit of Eq.(1) in the presence of a finite magnetisation, that reads:

$$\Sigma_{\sigma}^{\text{a.l.}}(z) = -\frac{U}{2} \frac{\sigma m z - \frac{U}{2}}{z - \sigma m \frac{U}{2}}, \quad (8)$$

where  $z$  represents the frequency in the complex plane. If we substitute Eq.(8) into Eq.(6) we obtain an approximated version of the Green's function that we expect to be valid for large enough interaction strengths. The Green's function poles, which determine the structure of the single-particle spectrum, are given by the zeros of the determinant of Eq.(6), that by fixing  $k_x = \pi$  or  $k_y = \pi$  simplifies as following:

$$(z - f_A(k) - \Sigma_{\uparrow}^{\text{a.l.}}(z)) (z - f_B(k) - \Sigma_{\downarrow}^{\text{a.l.}}(z)) = 0. \quad (9)$$

Within this approximation, at  $T = 0$ , the system is fully polarised and  $m = 1$ . We observe that, when this limit is considered the self-energy becomes a real constant  $\Sigma_{\sigma}^{\text{a.l.}}(z, T = 0) = -\sigma \frac{U}{2}$  and the system is weakly

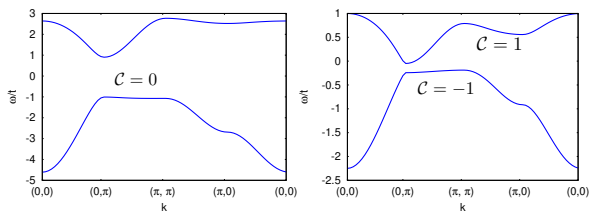


FIG. 5. Effective bands calculated with DMFT for  $U/t = 8$ ,  $t_c/t = 0.5$ ,  $t'/t = 0.3$ ,  $\delta = 0.9$  at zero temperature (left panel) and at  $\beta t = 3.425$  (right panel).

correlated. In this case, Eq.(9) admits two solutions  $z_{\uparrow(\downarrow)} = \mp \frac{U}{2} + f_{A(B)}(k)$ : the spectrum is fully gapped and the two bands never cross.

However, at finite temperature  $m < 1$ , the self-energy starts to acquire a non-trivial frequency dependence and Eq.(8) admits four solutions that, when  $U \gg f_{A(B)}$ , read:  $z_{\uparrow}^{\pm} = \frac{1 \mp m}{2} f_A \pm \frac{U}{2}$  and  $z_{\downarrow}^{\pm} = \frac{1 \pm m}{2} f_B \pm \frac{U}{2}$ . Crossing for the lower (upper) bands occur at  $k_{y(x)} = \pi$  and  $k_{x(y)} = \pm \arccos\left(\frac{m-\delta}{m+\delta}\right)$ . Hence, for large values of  $U$  there are two pairs of Dirac points per spin located at different energies. The visibility of the crossing is related to the intensity of the new solutions brought by the frequency dependence of the self-energy for  $m < 1$ , which for the lower (upper) branches is calculated as the residue of the Green's function at  $\bar{z} = z_{\uparrow(\downarrow)}^{+(-)}$ , that amounts approximately to  $\text{Res } G_{AA,\uparrow}|_{z=\bar{z}} \sim \frac{1-m}{2}$ . Therefore, at strong coupling, we expect to observe the Hubbard bands crossing more clearly at intermediate temperature/magnetisation values, which is confirmed by our numerical calculations.

*Topological phase transition* – Adding an appropriate perturbation to the free Hamiltonian it is possible to obtain bands carrying non-trivial topology [37]. Here we shall consider two possibilities: (i) a spin-independent and (ii) spin-dependent complex hopping. In case (i)  $\delta\mathcal{H}_{\sigma} = \sigma^{(y)} g_k$ , where  $g_k = -2t_c \cos(\frac{k_x - k_y}{2})$ . Hence, the Hamiltonian defined in Eq.(2) transforms into  $\mathcal{H}_{\sigma} + \delta\mathcal{H}$  and it has two gapped bands with Chern numbers  $\mathcal{C}_{\sigma}^{\pm} = \pm \text{sign}(m v_x v_y)$ , where the massive term reads:  $m = -2t_c \sin(\bar{k}_y/2)$  [36].

In case (ii) we set  $\delta\mathcal{H}_{\sigma} = \sigma^{(y)} \sigma g_k$  and since the hopping sign is spin-dependent the spin-resolved Chern number is now given by  $\mathcal{C}_{\sigma}^{\pm} = \pm \sigma \text{sign}(m v_x v_y)$ .

Since, the Chern number is inherently related to the presence of Dirac points in the unperturbed spectrum, the absence of those points will yield trivial topological states. Hence, we expect to observe a topological transi-

tion by varying the physical parameters such as doping, temperature and interaction strength. For example, in Figure 5 we show the effective bands extracted from our DMFT numerical results for two values of temperature at intermediate coupling: at zero temperature the system is gapped and the bands are topologically trivial, while for a high enough value of temperature the bands carry a non-zero Chern number.

*Conclusions* – We have theoretically and numerically investigated altermagnetic states arising from a suitably modified Hubbard model. HF predicts a transition from an altermagnetic metallic state hosting Dirac cones to an insulating gapped state by increasing the Hartree term which is controlled by the order parameter. Hence, we demonstrated that a transition from a non-Dirac gapped state to a Dirac magnetic metal can be obtained by doping the system and/or decreasing the interaction strength and/or increasing temperature. DMFT confirms the HF predictions at zero temperature for all values of the interaction strength, and at finite temperature for moderate values of  $U$ .

At finite temperature and at strong coupling, DMFT predicts the emergence of an insulating magnetic state displaying Dirac cones at high-energy: these correlated insulating solutions are characterised by a strong frequency dependence of the self-energy and they cannot be described by a static-mean field ansatz.

Since the Dirac points tend to be activated by temperature for a wide range of interaction values, we expect that these states could be stabilised in cold-atom systems where thermal fluctuations play a central role.

Finally we show how the Dirac points can be gapped by suitable perturbations to the original Hamiltonian, inducing topological phase transitions as a function of the physical parameters. Given the bulk-edge correspondence [38], a topological transition in the bulk will be accompanied by the emergence of edge states on the surface, which can be detected in a cold atomic experiment [39–42].

Extension of DMFT such as diagrammatic [43] and cluster theories [44] could be used to investigate the topological properties of the Green's function zeros when these acquire a non-trivial dependence on the crystalline momentum [45, 46].

Our results demonstrate that the physics emerging from this model is rich, lying at the intersection of quantum magnetism, strongly correlated systems, Dirac materials [47, 48] and topology. Its realisation represents an ideal target for quantum simulators, particularly in the context of cold atoms trapped in optical lattices.

*Acknowledgment*– I thank Andreas Schnyder, Kirill Parshukov, Laura Classen, Giorgio Sangiovanni and Alessandro Toschi for valuable discussions.

[1] Y. Noda, K. Ohno, and S. Nakamura, Momentum-dependent band spin splitting in semiconducting mno2: a

density functional calculation, *Phys. Chem. Chem. Phys.* **18**, 13294 (2016).

- [2] K.-H. Ahn, A. Hariki, K.-W. Lee, and J. Kuneš, Antiferromagnetism in  $\text{RuO}_2$  as  $d$ -wave pomeranchuk instability, *Phys. Rev. B* **99**, 184432 (2019).
- [3] I. Mazin et al., Prediction of unconventional magnetism in doped  $\text{FeSb}_2$ , *Proceedings of the National Academy of Sciences* **118**, e2108924118 (2021).
- [4] I. Mazin (The PRX Editors), Editorial: Altermagnetism—a new punch line of fundamental magnetism, *Phys. Rev. X* **12**, 040002 (2022).
- [5] L. Šmejkal, J. Sinova, and T. Jungwirth, Beyond conventional ferromagnetism and antiferromagnetism: A phase with nonrelativistic spin and crystal rotation symmetry, *Phys. Rev. X* **12**, 031042 (2022).
- [6] L. Šmejkal, J. Sinova, and T. Jungwirth, Emerging research landscape of altermagnetism, *Phys. Rev. X* **12**, 040501 (2022).
- [7] P. A. McClarty and J. G. Rau, Landau theory of altermagnetism, *Phys. Rev. Lett.* **132**, 176702 (2024).
- [8] P. Wadley et al., Electrical switching of an antiferromagnet, *Science* **351**, 587 (2016).
- [9] V. Baltz, A. Manchon, M. Tsoi, T. Moriyama, T. Ono, and Y. Tserkovnyak, Antiferromagnetic spintronics, *Rev. Mod. Phys.* **90**, 015005 (2018).
- [10] H. Bai, L. Han, X. Y. Feng, Y. J. Zhou, R. X. Su, Q. Wang, L. Y. Liao, W. X. Zhu, X. Z. Chen, F. Pan, X. L. Fan, and C. Song, Observation of spin splitting torque in a collinear antiferromagnet  $\text{RuO}_2$ , *Phys. Rev. Lett.* **128**, 197202 (2022).
- [11] A. Hariki, A. Dal Din, O. J. Amin, T. Yamaguchi, A. Badura, D. Kriegner, K. W. Edmonds, R. P. Campion, P. Wadley, D. Backes, L. S. I. Veiga, S. S. Dhesi, G. Springholz, L. Šmejkal, K. Vyborny, T. Jungwirth, and J. Kuneš, X-ray magnetic circular dichroism in altermagnetic  $\alpha$ -mnte, *Phys. Rev. Lett.* **132**, 176701 (2024).
- [12] J. Krempaský et al., Altermagnetic lifting of kramers spin degeneracy, *Nature* **626**, 517 (2024).
- [13] Y.-P. Zhu, X. Chen, X.-R. Liu, Y. Liu, P. Liu, H. Zha, G. Qu, C. Hong, J. Li, Z. Jiang, et al., Observation of plaid-like spin splitting in a noncoplanar antiferromagnet, *Nature* **626**, 523 (2024).
- [14] B. Jiang, M. Hu, J. Bai, Z. Song, C. Mu, G. Qu, W. Li, W. Zhu, H. Pi, Z. Wei, Y. Sun, Y. Huang, X. Zheng, Y. Peng, L. He, S. Li, J. Luo, Z. Li, G. Chen, H. Li, H. Weng, and T. Qian, *Discovery of a metallic room-temperature d-wave altermagnet  $\text{Kv}_2\text{Se}_2\text{O}$*  (2024), [arXiv:2408.00320 \[cond-mat.mtrl-sci\]](https://arxiv.org/abs/2408.00320).
- [15] R. B. Regmi, H. Bhandari, B. Thapa, Y. Hao, N. Sharma, J. McKenzie, X. Chen, A. Nayak, M. E. Gazzah, B. G. Márkus, L. Forró, X. Liu, H. Cao, J. F. Mitchell, I. I. Mazin, and N. J. Ghimire, *Altermagnetism in the layered intercalated transition metal dichalcogenide  $\text{CoNb}_4\text{Se}_8$*  (2024), [arXiv:2408.08835 \[cond-mat.str-el\]](https://arxiv.org/abs/2408.08835).
- [16] R. Jördens, N. Strohmaier, K. Günter, H. Moritz, and T. Esslinger, A mott insulator of fermionic atoms in an optical lattice, *Nature* **455**, 204 (2008).
- [17] T. Esslinger, Fermi-hubbard physics with atoms in an optical lattice, *Annual Review of Condensed Matter Physics* **1**, 129 (2010), <https://doi.org/10.1146/annurev-conmatphys-070909-104059>.
- [18] S. Taie, R. Yamazaki, S. Sugawa, and Y. Takahashi, An su(6) mott insulator of an atomic fermi gas realized by large-spin pomeranchuk cooling, *Nature Physics* **8**, 825 (2012).
- [19] D. Tusi, L. Franchi, L. Livi, K. Baumann, D. Benedicto Orenes, L. Del Re, R. Barfknecht, T.-W. Zhou, M. Inguscio, G. Cappellini, et al., Flavour-selective localization in interacting lattice fermions, *Nature Physics* , 1 (2022).
- [20] R. A. Hart, P. M. Duarte, T.-L. Yang, X. Liu, T. Paiva, E. Khatami, R. T. Scalettar, N. Trivedi, D. A. Huse, and R. G. Hulet, Observation of antiferromagnetic correlations in the hubbard model with ultracold atoms, *Nature* **519**, 211 (2015).
- [21] A. Mazurenko, C. S. Chiu, G. Ji, M. F. Parsons, M. Kanász-Nagy, R. Schmidt, F. Grusdt, E. Demler, D. Greif, and M. Greiner, A cold-atom fermi-hubbard antiferromagnet, *Nature* **545**, 462 (2017).
- [22] M. Xu, L. H. Kendrick, A. Kale, Y. Gang, G. Ji, R. T. Scalettar, M. Lebrat, and M. Greiner, Frustration-and doping-induced magnetism in a fermi-hubbard simulator, *Nature* **620**, 971 (2023).
- [23] H.-J. Shao, Y.-X. Wang, D.-Z. Zhu, Y.-S. Zhu, H.-N. Sun, S.-Y. Chen, C. Zhang, Z.-J. Fan, Y. Deng, X.-C. Yao, et al., Antiferromagnetic phase transition in a 3d fermionic hubbard model, *Nature* , 1 (2024).
- [24] P. Das, V. Leeb, J. Knolle, and M. Knap, Realizing altermagnetism in fermi-hubbard models with ultracold atoms, *Phys. Rev. Lett.* **132**, 263402 (2024).
- [25] A. Georges, G. Kotliar, W. Krauth, and M. J. Rozenberg, Dynamical mean-field theory of strongly correlated fermion systems and the limit of infinite dimensions, *Rev. Mod. Phys.* **68**, 13 (1996).
- [26] F. D. M. Haldane, Model for a quantum hall effect without landau levels: Condensed-matter realization of the "parity anomaly", *Phys. Rev. Lett.* **61**, 2015 (1988).
- [27] C. L. Kane and E. J. Mele, Quantum spin hall effect in graphene, *Phys. Rev. Lett.* **95**, 226801 (2005).
- [28] X.-L. Qi, Y.-S. Wu, and S.-C. Zhang, Topological quantization of the spin hall effect in two-dimensional paramagnetic semiconductors, *Phys. Rev. B* **74**, 085308 (2006).
- [29] M. Z. Hasan and C. L. Kane, Colloquium: Topological insulators, *Rev. Mod. Phys.* **82**, 3045 (2010).
- [30] M. Milićević, G. Montambaux, T. Ozawa, O. Jamadi, B. Real, I. Sagnes, A. Lemaître, L. Le Gratiet, A. Harouri, J. Bloch, and A. Amo, Type-iii and tilted dirac cones emerging from flat bands in photonic orbital graphene, *Phys. Rev. X* **9**, 031010 (2019).
- [31] G. Sangiovanni, A. Toschi, E. Koch, K. Held, M. Capone, C. Castellani, O. Gunnarsson, S.-K. Mo, J. W. Allen, H.-D. Kim, A. Sekiyama, A. Yamasaki, S. Suga, and P. Metcalf, Static versus dynamical mean-field theory of mott antiferromagnets, *Phys. Rev. B* **73**, 205121 (2006).
- [32] L. Del Re and G. Rohringer, Fluctuations analysis of spin susceptibility: Néel ordering revisited in dynamical mean field theory, *Phys. Rev. B* **104**, 235128 (2021).
- [33] L. Del Re and A. Toschi, Dynamical vertex approximation for many-electron systems with spontaneously broken su(2) symmetry, *Phys. Rev. B* **104**, 085120 (2021).
- [34] L. D. Re, *Two-particle self-consistent approach for broken symmetry phases* (2024), [arXiv:2312.16280 \[cond-mat.str-el\]](https://arxiv.org/abs/2312.16280).
- [35] See Ref[49–51] for more technical details on ED-DMFT.
- [36] See supplemental materials, which include Refs.[52, 53].
- [37] K. Parshukov, R. Wiedmann, and A. P. Schnyder, *Topological responses from gapped weyl points in 2d altermagnets* (2024), [arXiv:2403.09520 \[cond-mat.mes-hall\]](https://arxiv.org/abs/2403.09520).
- [38] G. M. Graf and M. Porta, Bulk-edge correspondence for two-dimensional topological insulators, *Communications*

- in *Mathematical Physics* **324**, 851 (2013).
- [39] M. Mancini, G. Pagano, G. Cappellini, L. Livi, M. Rider, J. Catani, C. Sias, P. Zoller, M. Inguscio, M. Dalmonte, and L. Fallani, Observation of chiral edge states with neutral fermions in synthetic hall ribbons, *Science* **349**, 1510 (2015).
- [40] B. K. Stuhl, H.-I. Lu, L. M. Aycock, D. Genkina, and I. B. Spielman, Visualizing edge states with an atomic bose gas in the quantum hall regime, *Science* **349**, 1514 (2015).
- [41] T. Chalopin, T. Satoor, A. Evrard, V. Makhalov, J. Dalibard, R. Lopes, and S. Nascimbene, Probing chiral edge dynamics and bulk topology of a synthetic hall system, *Nature Physics* **16**, 1017 (2020).
- [42] C. Braun, R. Saint-Jalm, A. Hesse, J. Arceri, I. Bloch, and M. Aidelsburger, Real-space detection and manipulation of topological edge modes with ultracold atoms, *Nature Physics* **20**, 1306 (2024).
- [43] G. Rohringer, H. Hafermann, A. Toschi, A. A. Katanin, A. E. Antipov, M. I. Katsnelson, A. I. Lichtenstein, A. N. Rubtsov, and K. Held, Diagrammatic routes to nonlocal correlations beyond dynamical mean field theory, *Rev. Mod. Phys.* **90**, 025003 (2018).
- [44] T. Maier, M. Jarrell, T. Pruschke, and M. H. Hettler, Quantum cluster theories, *Rev. Mod. Phys.* **77**, 1027 (2005).
- [45] A. Blason and M. Fabrizio, Unified role of green's function poles and zeros in correlated topological insulators, *Phys. Rev. B* **108**, 125115 (2023).
- [46] N. Wagner, L. Crippa, A. Amaricci, P. Hansmann, M. Klett, E. König, T. Schäfer, D. D. Sante, J. Cano, A. Millis, *et al.*, Mott insulators with boundary zeros, *Nature Communications* **14**, 7531 (2023).
- [47] A. B.-S. T.O. Wehling and A. Balatsky, Dirac materials, *Advances in Physics* **63**, 1 (2014), <https://doi.org/10.1080/00018732.2014.927109>.
- [48] O. Vafeek and A. Vishwanath, Dirac fermions in solids: From high-tc cuprates and graphene to topological insulators and weyl semimetals, *Annual Review of Condensed Matter Physics* **5**, 83 (2014).
- [49] M. Capone, L. de' Medici, and A. Georges, Solving the dynamical mean-field theory at very low temperatures using the lanczos exact diagonalization, *Phys. Rev. B* **76**, 245116 (2007).
- [50] L. Del Re and M. Capone, Selective insulators and anomalous responses in three-component fermionic gases with broken su(3) symmetry, *Phys. Rev. A* **98**, 063628 (2018).
- [51] M. Ferraretto, A. Richaud, L. D. Re, L. Fallani, and M. Capone, Enhancement of chiral edge currents in ( $d+1$ )-dimensional atomic Mott-band hybrid insulators, *SciPost Phys.* **14**, 048 (2023).
- [52] A. Yamamoto, Berry phase in lattice qcd, *Phys. Rev. Lett.* **117**, 052001 (2016).
- [53] R. Zhao, G.-D. Xie, M. L. N. Chen, Z. Lan, Z. Huang, and W. E. I. Sha, First-principle calculation of chern number in gyrotropic photonic crystals, *Opt. Express* **28**, 4638 (2020).

# Dirac points and topological phases in correlated altermagnets

– Supplemental Material –

Lorenzo Del Re

## I. PARAMAGNETIC DMFT SOLUTIONS

In the symmetric non-magnetic phase  $\Sigma_\uparrow = \Sigma_\downarrow$  and the staggered magnetisation vanishes. Within this phase, the system is expected to undergo a metal-to-insulator transition (MIT) upon increasing the onsite interaction at filling  $n = 1$ . In the upper panel of Figure (1), we show the imaginary part of the Green's function plotted as a function of the Matsubara frequencies  $\nu$ . For  $U < 12t$ , we observe that the imaginary part is finite at the lowest Matsubara frequency, which indicates a metallic behavior. Conversely, for  $U = 12t$  the imaginary part vanishes linearly in the limit of  $\nu \rightarrow 0^+$ , which signals a vanishing spectral weight at the Fermi level and the opening of a gap. From the knowledge of the self-energy we can extract the quasi-particle (QP) weight  $Z_{\text{q.p.}} = (1 - \partial_\omega \Sigma|_{\omega=0})^{-1}$ , that measures the degree of correlation in the metallic state. The lower panel of Figure (1) shows  $Z_{\text{q.p.}}$  as a function of the interaction at fixed density  $n = 1$ , for  $t' = 0.3t$  and  $\delta = 0.9$ . For this numerical data set and the ones showed in the main text we fixed the number of bath sites to  $N_b = 6$  [1–3].

## II. TOPOLOGICAL INVARIANTS

Let us consider the following  $2 \times 2$  Hamiltonian:

$$\mathcal{H}_\sigma(k) = \alpha_k \mathbb{I}_{2 \times 2} + \beta_{k\sigma} \sigma^{(z)} + \gamma_k \sigma^{(x)} + \lambda_{k\sigma} \sigma^{(y)}. \quad (\text{S.1})$$

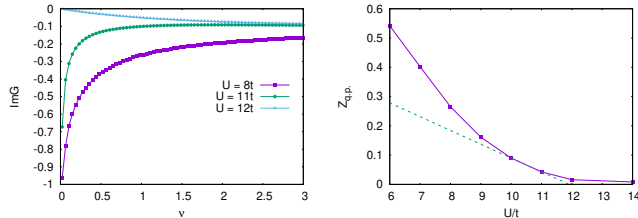


FIG. 1. (Top panel) Imaginary part of the electronic Green's function evaluated on the imaginary frequencies  $\nu = (2n + 1)\pi/\beta$  for three different values of  $U/t = 8, 11, 12$ . (Lower panel) Quasi particle weight as a function of on-site interaction at integer filling. The red dashed line has been obtained from a linear extrapolation of the last two metallic solutions at  $U/t = 10, 11$ . The other parameters for both panels are given by  $t'/t = 0.3$ ,  $\delta = 0.9$ .

The eigenvalues of this Hamiltonian are given by  $\alpha_k \pm \rho_{k\sigma}$ , where  $\rho_{k\sigma} = \sqrt{\beta_{k\sigma}^2 + \gamma_k^2 + \lambda_{k\sigma}^2}$  and eigenvectors:

$$|\pm, k, \sigma\rangle = \frac{1}{\sqrt{\rho_{k\sigma}(\rho_{k\sigma} \pm \beta_{k\sigma})}} \begin{pmatrix} \beta_{k\sigma} \pm \rho_{k\sigma} \\ \gamma_k + i\lambda_{k\sigma} \end{pmatrix}. \quad (\text{S.2})$$

### A. Numerical evaluation of the Chern number

The Chern number for the  $n$ -th band can then be calculated as:

$$\mathcal{C}_\sigma^{(n)} = \frac{1}{2\pi} \sum_k F_{k\sigma}^{(n)}, \quad (\text{S.3})$$

where:

$$F_{k\sigma}^{(n)} = -\text{Im} \log U_{k \rightarrow k_1, \sigma}^{(n)} U_{k_1 \rightarrow k_2, \sigma}^{(n)} U_{k_2 \rightarrow k_3, \sigma}^{(n)} U_{k_3 \rightarrow k, \sigma}^{(n)}, \quad (\text{S.4})$$

with  $k_1 = k + (2\pi/N, 0)$ ,  $k_2 = k + (2\pi/N, 2\pi/N)$ ,  $k_3 = k + (0, 2\pi/N)$ ,  $U_{k \rightarrow k', \sigma}^{(n)} = \langle n, k, \sigma | n, k', \sigma \rangle$  and  $n = \pm$  [4, 5] [6].

In DMFT, we can calculate the Chern number from the renormalised quasi-particle (QP) Hamiltonian [7]:

$$\mathcal{H}_{0\sigma} = Z^{1/2} \cdot (\mathcal{H}_{0\sigma}(k) + \Sigma_0) \cdot Z^{1/2}, \quad (\text{S.5})$$

where  $\Sigma_0 = \text{diag}(\Sigma_{0\uparrow}, \Sigma_{0\downarrow})$  represents the Hartree term,  $Z = \text{diag}(Z_\uparrow, Z_\downarrow)$  with  $Z_\sigma = (1 - \alpha_\sigma)^{-1}$  being the spin/sub-lattice resolved QP renormalisation factor. Let us now fix the non-interacting Hamiltonian to the perturbed one introduced in the last section in the main text, i.e.

$$\mathcal{H}_{0\sigma}(k) = \begin{pmatrix} f_A(k) & \epsilon_k - i g_{k\sigma} \\ \epsilon_k + i g_{k\sigma} & f_B(k) \end{pmatrix}. \quad (\text{S.6})$$

As mentioned in the last section of the main text, we consider two possible cases: (i)  $g_{k\sigma} = -2t_c \cos\left(\frac{k_x - k_y}{2}\right)$  where the perturbation is spin independent, and (ii)  $g_{k\sigma} = -2\sigma t_c \cos\left(\frac{k_x - k_y}{2}\right)$ , where the sign of the perturbation depends on the spin index.

We observe that even if in single-site DMFT the self-consistence condition is the same in these two cases, the topology of the band structure is sensitive to the spin dependent sign change.



## B. Low-energy Hamiltonian

We can expand the perturbed Hamiltonian for the two different spin species in the proximity of the Dirac points:

$$\begin{aligned}\mathcal{H}_{\uparrow}^{\pm} &= v_x q_x \sigma^{(x)} \pm v_z q_y \sigma^{(z)} \pm m_{\uparrow} \sigma^{(y)}, \\ \mathcal{H}_{\downarrow}^{\pm} &= v_x q_y \sigma^{(x)} \mp v_z q_x \sigma^{(z)} \pm m_{\downarrow} \sigma^{(y)},\end{aligned}\quad (\text{S.7})$$

where  $v_x = 2t \cos(\bar{k}/2)$ ,  $v_y = -2t' \delta \sin(\bar{k})$ , with  $\bar{k} = \arccos(\frac{\Delta}{2t'\delta} - 1)$ ,  $\mathbf{q} = (k_x - \pi, k_y \mp \bar{k})$  for  $\sigma = \uparrow$ ,  $\mathbf{q} = (k_y \mp \bar{k}, k_x - \pi)$  for  $\sigma = \downarrow$ , and where we omitted the part proportional to the identity matrix. The massive term

proportional to  $\sigma^{(y)}$  can be spin-dependent or spin-independent according to the kind of perturbation added. In case (i)  $m_{\sigma} = m = -2t_c \sin(\bar{k}/2)$ , while for case (ii)  $m_{\sigma} = \sigma m$ . The Berry connection for the conduction band is defined as  $\mathbf{A}^s(\mathbf{q}) = \langle +, \mathbf{q}, \sigma, s | i \nabla | +, \mathbf{q}, \sigma, s \rangle$ , where we added the index  $s = \pm$  that specifies a particular Dirac point. Hence, the Chern number for the conduction band is given by:

$$\begin{aligned}\mathcal{C}_{\sigma}^{+} &= \sum_s \frac{1}{2\pi} \int d\mathbf{q} \partial_x A_y^s(\mathbf{q}) - \partial_y A_x^s(\mathbf{q}) \\ &= \text{sign}(m_{\sigma} v_x v_y).\end{aligned}\quad (\text{S.8})$$

- 
- [1] M. Capone, L. de' Medici, and A. Georges, Solving the dynamical mean-field theory at very low temperatures using the lanczos exact diagonalization, *Phys. Rev. B* **76**, 245116 (2007).
- [2] L. Del Re and M. Capone, Selective insulators and anomalous responses in three-component fermionic gases with broken su(3) symmetry, *Phys. Rev. A* **98**, 063628 (2018).
- [3] M. Ferraretto, A. Richaud, L. D. Re, L. Fallani, and M. Capone, Enhancement of chiral edge currents in  $(d+1)$ -dimensional atomic Mott-band hybrid insulators, *SciPost Phys.* **14**, 048 (2023).
- [4] R. Zhao, G.-D. Xie, M. L. N. Chen, Z. Lan, Z. Huang, and W. E. I. Sha, First-principle calculation of chern number in gyrotropic photonic crystals, *Opt. Express* **28**, 4638 (2020).
- [5] A. Yamamoto, Berry phase in lattice qcd, *Phys. Rev. Lett.* **117**, 052001 (2016).
- [6] Let us note that the equation for  $F_{k\sigma}^{(n)}$  differs from the one in Ref.[4] by a minus sign because we defined the Berry connection as  $A_k = \langle \psi_k | i \nabla | \psi_k \rangle$ .
- [7] A. Blason and M. Fabrizio, Unified role of green's function poles and zeros in correlated topological insulators, *Phys. Rev. B* **108**, 125115 (2023).