

Robust likelihood ratio tests for composite nulls and alternatives

Aytijhya Saha¹ and Aaditya Ramdas²

¹Indian Statistical Institute, Kolkata, India. mb2308@isical.ac.in

²Carnegie Mellon University, Pittsburgh, USA. aramdas@cmu.edu

Abstract

We propose an e-value based framework for testing composite nulls against composite alternatives when an ϵ fraction of the data can be arbitrarily corrupted. Our tests are inherently sequential, being valid at arbitrary data-dependent stopping times, but they are new even for fixed sample sizes, giving type-I error control without any regularity conditions. We achieve this by modifying and extending a proposal by Huber (1965) in the point null versus point alternative case. Our test statistic is a nonnegative supermartingale under the null, even under a sequentially adaptive contamination model where the conditional distribution of each observation given the past data lies within an ϵ (total variation) ball of the null. The test is powerful within an ϵ ball of the alternative. As a consequence, one also obtains anytime-valid p-values that enable continuous monitoring of the data, and adaptive stopping. We analyze the growth rate of our test supermartingale and demonstrate that as $\epsilon \rightarrow 0$, it approaches a certain Kullback-Leibler divergence between the null and alternative, which is the optimal non-robust growth rate. A key step is the derivation of a robust Reverse Information Projection (RIPr). Simulations validate the theory and demonstrate excellent practical performance.

1 Introduction

In statistical hypothesis testing, the assumption that hypothesized models are perfectly specified is often far from reality. Real-world data rarely conforms perfectly to our idealized models, making it crucial to develop robust testing methodologies that can withstand small — and potentially adversarial — deviations from the idealized models.

Let \mathcal{M} denote the set of all probability distributions over some measurable space (Ω, \mathcal{A}) . We consider both batch and sequential tests, but using the latter as a way of getting to the former. In the former setting, we observe a batch of data X_1, \dots, X_n from some unknown distribution $Q \in \mathcal{M}$. In the latter setting, we sequentially observe data points X_1, X_2, \dots from Q .

Given $\alpha \in (0, 1)$, this paper will consider the general problem of designing a (powerful) level- α test for $H_0 : Q \in \mathcal{P}_0$ vs $H_1 : Q \in \mathcal{P}_1$, for some given sets $\mathcal{P}_0, \mathcal{P}_1 \subset \mathcal{M}$, when an ϵ fraction of the data can be arbitrarily corrupted by an adversary or, more generally, when the true data distribution lies within an ϵ neighborhood of the hypothesized models. We will formalize our corruption model later, first using total variation balls and then allowing sequentially adaptive corruptions. Our tests will be valid (control type-1 error at α) at arbitrary stopping times; thus, these also yield batch tests at fixed times as a special case. Our tests in both settings are new.

Our advances build on two threads of the literature: old advances in robustness and new advances in composite null testing. First, in for a simple point null and alternative, Huber (1965) constructed a robust (sequential) likelihood ratio test. This will be a central starting point for the current paper. While Huber’s test was minimax optimal in its tradeoff of type-1 and type-2 errors, he did not actually provide a way to control the type-1 error at α . We modify his test to allow for this, since this is the way tests are applied in statistical practice. Further, we extend this construction to the composite null and alternative setting.

The second thread of literature that is relevant involves recent fundamental advances in (non-robust) composite null hypothesis testing. In particular, the universal inference method by Wasserman et al. (2020) used an *e-value* to propose the first level- α test for any composite null *without requiring any regularity conditions to hold*. Recently, Larsson et al. (2024) constructed an e-value called the numeraire based on the *Reverse Information Projection* (RIPr), which also does not require any regularity conditions and is always more powerful than universal inference. We will introduce the history and definition of the RIPr in detail later, but it has been of great interest in information theory, and more recently statistics, for several decades Li (1999); Grünwald et al. (2024); Lardy et al. (2024). Since the numeraire always dominates the universal inference e-value in the non-robust setting, we only extend the numeraire to the robust setting. We use the robust numeraire to construct a nonnegative supermartingale under the (contaminated) null, that is easy to threshold to get a level- α test. These supermartingales are in a certain limiting sense proven to be *log-optimal*, a notion of optimality that has been long employed in information theory Kelly (1956); Cover (1987).

To summarize, this work combines the techniques in Huber (1965) and Larsson et al. (2024) to yield new fixed-sample and sequential robust tests for general composite nulls and alternatives.

The rest of this introduction recaps Huber’s idea, introduces e-values and test supermartingales, discusses related work in more detail and delineates our contributions relative to these.

1.1 Huber’s proposal for a simple null versus simple alternative

Consider testing $H_0 : Q = P_0$ vs $H_1 : Q = P_1$, for some given $P_0, P_1 \in \mathcal{M}$.

Let p_0 and p_1 be the respective densities with respect to some dominating measure μ . The classical sequential probability ratio test for this testing problem is not robust: a single factor $p_1(X_j)/p_0(X_j)$ equal or close to 0 or ∞ may ruin the entire nonnegative martingale $T_n = \prod_{i=1}^n \frac{p_1(X_i)}{p_0(X_i)}$.

Huber (1965) formalized the problem of robustly testing a simple P_0 against a simple P_1 by assuming that the true underlying distribution Q lies in some neighborhood of either of the idealized models P_0 or P_1 . To account for the possibility of small deviations from the idealized models P_j , he expanded them into the following composite hypotheses:

$$H_j^\epsilon = \{Q \in \mathcal{M} : Q = (1 - \epsilon)P_j + \epsilon H, H \in \mathcal{M}\} \text{ or} \quad (1)$$

$$H_j^\epsilon = \{Q \in \mathcal{M} : D_{\text{TV}}(P_j, Q) \leq \epsilon\}, \quad (2)$$

where $j = 0, 1$ and D_{TV} denotes the total variation distance. Thus, a robust test of P_0 versus P_1 is effectively a test of the composite null H_0^ϵ against the composite alternative H_1^ϵ .

Huber defined the distributions $Q_{j,\epsilon}, j = 0, 1$, by their densities as follows:

$$q_{0,\epsilon}(x) = \begin{cases} (1 - \epsilon) p_0(x), & \text{for } p_1(x)/p_0(x) < c'', \\ \frac{1}{c''} (1 - \epsilon) p_1(x), & \text{for } p_1(x)/p_0(x) \geq c''; \end{cases} \quad (3)$$

$$q_{1,\epsilon}(x) = \begin{cases} (1 - \epsilon) p_1(x), & \text{for } p_1(x)/p_0(x) > c', \\ c' (1 - \epsilon) p_0(x), & \text{for } p_1(x)/p_0(x) \leq c'. \end{cases} \quad (4)$$

The numbers $0 \leq c' < c'' \leq \infty$ are determined such that $q_{0,\epsilon}, q_{1,\epsilon}$ are probability densities:

$$(1 - \epsilon) \left\{ P_0 [p_1/p_0 < c''] + \frac{1}{c''} P_1 [p_1/p_0 \geq c''] \right\} = 1, \quad (5)$$

$$(1 - \epsilon) \{ P_1 [p_1/p_0 > c'] + c' P_0 [p_1/p_0 \leq c'] \} = 1. \quad (6)$$

Define, $\pi(x) = \frac{q_{1,\epsilon}(x)}{q_{0,\epsilon}(x)}$. Note that if $P_0 \neq P_1$ and ϵ is sufficiently small, then $c' < c''$ and $\pi(x) = \max\{c', \min\{c'', \frac{p_1(x)}{p_0(x)}\}\}$ is a truncation of the original likelihood ratio $\frac{p_1(x)}{p_0(x)}$. Define, $S_n = \prod_{i=1}^n \pi(X_i)$. Huber's test has a stopping time

$$N = \inf \{n \geq 0 : S_n \leq a \text{ or } S_n \geq b\}, \quad (7)$$

where $a < b$ are fixed numbers. The testing procedure is to stop at stage N and reject H_0^ϵ if $S_n \geq b$ and accept H_0^ϵ if $S_n \leq a$. Then, Huber (1965) proved that $Q_{j,\epsilon} \in H_j^\epsilon, j = 0, 1$ are “least favorable distribution pair” for both type-I and type-II error probabilities, i.e.,

$$Q_{0,\epsilon}[S_n \geq b] = \sup\{Q[S_n \geq b] : Q \in H_0^\epsilon\}, \text{ and} \quad (8)$$

$$Q_{1,\epsilon}[S_n \leq a] = \sup\{Q[S_n \leq a] : Q \in H_1^\epsilon\}. \quad (9)$$

and hence the test is minimax optimal for type-I and type-II error probabilities.

Our anytime-valid variant of Huber's test: Huber's method has a pre-determined stopping rule and does not provide “anytime-valid guarantees”, meaning its validity is only assured at the specific, pre-defined stopping point N , but one cannot make inferences at other stopping times (for example, if the test was stopped for any other reason). Further, Huber does not describe how exactly to calculate the thresholds if the targeted type-I and type-II errors are specified. Thus, the stopping rule is not particularly practical, despite providing an optimal tradeoff between the two errors.

In contrast, we will construct an “anytime-valid p-value” Johari et al. (2022); Howard et al. (2021); Ramdas et al. (2023) for this problem, defined later. This would allow us to continuously monitor the data throughout the experiment, report a p-value at any stopping time, and also reject the null at a level α when that p-value drops below α . We will actually construct an “anytime-valid e-value” (or an e-process, to be defined later), from which the anytime-valid p-value can be derived. A fixed sample size test can be obtained by simply stopping monitoring at a fixed time n .

In order to be gentle on the reader, we begin by constructing a robust sequential test for H_0^ϵ vs H_1^ϵ as defined in (1) or (2), within the recently emerging framework of sequential anytime-valid inference Ramdas et al. (2023). This framework is an offshoot of Robbins' power-one sequential tests (or one-sided sequential probability ratio tests). The framework is rooted in the construction of “test supermartingales” Shafer and Vovk (2019) — or, more generally,

“e-processes” Ramdas et al. (2022) — which can be interpreted as the wealth of a gambler playing a stochastic game; these are introduced below. To achieve anytime-valid inference, we construct a test supermartingale under H_0^ϵ , ensuring its validity at arbitrary data-dependent stopping times, accommodating continuous monitoring and analysis of accumulating data, and optional stopping or continuation. In later sections, we extend our method to composite nulls and composite alternatives, leveraging the techniques of “predicable plug-in” and “Reverse Information Projection”, which are well-known yet sophisticated tools employed in the non-robust setting.

Before we delve into the details of our method, it is crucial to discuss what test (super)martingales are and how they play a key role in constructing sequential anytime-valid tests.

1.2 Background on e-values, test supermartingales, one-sided tests, growth rate and consistency

An e-variable is a nonnegative random variable that has expectation at most one under the null. Mathematically, a nonnegative random variable B is an e-variable for the null $P \in \mathcal{P}_0$ if $\mathbb{E}_P(B) \leq 1$, for all $P \in \mathcal{P}_0$. The value realized by an e-variable will is called an e-value.

An integrable process $M \equiv \{M_n\}$ that is adapted to a filtration $\mathcal{F} \equiv \{\mathcal{F}_n\}_{n \geq 0}$, is called a *martingale* for \mathbb{P} if

$$\mathbb{E}_{\mathbb{P}}[M_n \mid \mathcal{F}_{n-1}] = M_{n-1}, \quad (10)$$

for all $n \geq 1$. M is called a *supermartingale* for \mathbb{P} if for all $n \geq 1$,

$$\mathbb{E}_{\mathbb{P}}[M_n \mid \mathcal{F}_{n-1}] \leq M_{n-1}. \quad (11)$$

Crucially, M is called a *test (super)martingale* for H_0^ϵ if it is a (super)martingale for every $\mathbb{P} \in H_0^\epsilon$, and if it is nonnegative with $M_0 = 1$. A stopping time τ is a nonnegative integer-valued random variable such that $\{\tau \leq n\} \in \mathcal{F}_n$ for each $n \in \mathbb{N}$. Denote by \mathcal{T} the set of all stopping times, including ones that may never stop.

Ville’s inequality Ville (1939) implies that the test (super)martingale satisfies

$$\sup_{P \in H_0^\epsilon} P(\exists n \in \mathbb{N} : M_n \geq 1/\alpha) \leq \alpha. \quad (12)$$

See (Howard et al., 2020, Lemma 1) for a short proof. The above equation is equivalent to $P(M_\tau \geq 1/\alpha) \leq \alpha, \forall \tau \in \mathcal{T}, P \in H_0^\epsilon$; see (Howard et al., 2021, Lemma 3). This ensures that if we stop and reject the null at the stopping time

$$\tau_\alpha = \inf \{n \geq 1 : M_n \geq 1/\alpha\}, \quad (13)$$

it results in a level- α sequential test, meaning that if the null is true, the probability that it ever stops falsely rejecting the null is at most α (under the null, $\tau_\alpha = \infty$ with probability $1 - \alpha$).

The above definition of a sequential test fundamentally differs from Wald’s original ideas Wald (1945). In the latter, the null hypothesis might eventually be accepted or rejected, with a predetermined stopping rule based on the desired Type-I and Type-II error rates. In contrast, our framework aligns with Robbins’ “power-one tests” Darling and Robbins (1968); Robbins (1970), or one-sided tests, where one only specifies a target Type-I error level and we only stop for rejecting the null but never stop for acceptance. Such a test is called consistent if it is (asymptotically) power one under any alternative $P \in H_\epsilon^1$.

A test (super)martingale is called consistent (or power one) for H_1^ϵ , if $\lim_{n \rightarrow \infty} M_n = \infty$ almost surely for any $\mathbb{P} \in H_1^\epsilon$, meaning that under the alternative, it accumulates infinite evidence against the null in the limit and eventually crosses any finite threshold for rejection. As Kelly noted in his seminal work Kelly (1956), the evidence grows exponentially fast, so one can define the “growth rate” of M is defined as $\inf_{\mathbb{P} \in H_1^\epsilon} \lim_{n \rightarrow \infty} \mathbb{E}_{\mathbb{P}}[\log M_n]/n$ Shafer (2021); Grünwald et al. (2024); Waudby-Smith and Ramdas (2023). A positive growth rate implies consistency. The test (super)martingale with the largest possible growth rate is called log-optimal, an optimality notion advocated by many influential researchers, like Breiman Breiman (1961), Cover Cover (1987), Shafer Shafer (2021) and Grünwald Grünwald et al. (2024) amongst others.

It is easy to see that if $\epsilon = 0$, then we are back to the standard non-robust testing of P_0 against P_1 (except that we desire a one-sided, or power-one, sequential test). In this setting,

$$T_n = \prod_{i=1}^n \frac{p_1(X_i)}{p_0(X_i)} \quad (14)$$

is a test martingale for P_0 . Recalling (13), we may reject the null at the stopping time $\inf \{n \geq 1 : T_n \geq 1/\alpha\}$ to get a level α sequential test. The growth rate of the test reduces to $\mathbb{E}_{P_1} \log \frac{p_1(X)}{p_0(X)} = D_{\text{KL}}(P_1, P_0)$. And it is the optimal growth rate for testing P_0 vs P_1 Shafer (2021), a result stemming back to Kelly (1956) and Breiman (1961).

1.3 Related Work

The formalization of robust statistics can be traced back to the mid-20th century. Early pioneers in the development of the concept include Tukey (1960); Huber (1965, 1968). Prominent ideas in robust estimation include, among others, M-estimators, trimming, and influence functions. The use of M-estimators in robust statistical procedures dates back to Huber (1964), which achieves robustness by curbing and bounding the influence that individual data points can make on the statistics. On the other hand, trimming refers to the practice of directly discarding outliers Anscombe (1960), and trimmed means have long been known to be robust Bickel (1965).

Recently, Park et al. (2023) proposed a robust version of the universal inference Wasserman et al. (2020) approach for constructing valid confidence sets under weak regularity conditions, despite possible model misspecification. However, their notion of robustness differs from ours: they test whether P_0 or P_1 is closer to the true data-generating distribution. Wang and Ramdas (2023) introduced Huber-robust confidence sequences leveraging supermartingales. The work of Agrawal et al. (2024) is related to ours, as they investigated the multi-armed bandit problem under the Huber corruption model and briefly discussed its connection to the mean testing problem in their Appendix. They analyzed the minimizer of a function involving KL divergences, which is conceptually related to RPr used in our methodology. However, their analysis is restricted to the Gaussian setting with known variance, whereas our framework and theory are general. Furthermore, their work addresses only the ϵ corruption model and their regret analysis is valid for any fixed ϵ , while our approach accommodates ϵ total variation neighborhoods, (which is more general) and we show asymptotic optimality as $\epsilon \rightarrow 0$.

Sequential hypothesis testing has a long-standing history, beginning with the sequential probability ratio test (SPRT) of Wald (1945). There have been a few studies in the literature that address the feasibility of robustifying sequential tests, mostly notably the works by Huber (1965) and by Quang (1985), both of them robustifying the likelihood ratio by censoring. Quang (1985) considered the sequential testing of two distributions $P_{-\epsilon}$ and P_{ϵ} , where these two distributions approach each other as $\epsilon \rightarrow 0$ and proved (under regularity assumptions) that the SPRT based

on the least favorable pair of distributions given by Huber (1965) is asymptotically least favorable for the expected sample size and is asymptotically minimax. While these earlier tests yield valid inference at a particular prespecified stopping rule, e-values and e-processes (as used in the current paper) have recently emerged as a promising tool to construct “anytime-valid” tests Ramdas et al. (2023).

1.4 Contributions

We first modify Huber’s robust SPRT for simple nulls and alternatives to instead employ a test supermartingale. This modification, though simple, is followed by an analysis of its theoretical and empirical properties. The martingale tools allow us to generalize the usual Huber contamination model to show that our sequential test retains type-I error validity even under sequentially adaptive contaminations under the null.

With this building block in place, we extend our approach to handle both composite nulls and composite alternative hypotheses, a task which has not been undertaken earlier, and utilizes very recent advances in composite null hypothesis testing, such as universal inference Wasserman et al. (2020) and the reverse information projection Grünwald et al. (2024); Lardy et al. (2024); Larsson et al. (2024). In all cases, we analyze the growth rate under the alternative, which as $\epsilon \rightarrow 0$ converges the optimal non-robust growth rate (a certain KL divergence between null and alternative).

Thus, this paper provides a relatively comprehensive set of methods for robust sequential hypothesis testing, with a theory that accurately predicts performance in experiments.

1.5 Paper outline

The rest of the paper is organized as follows. In Section 2, we construct our robust test supermartingale for testing simple null vs. simple alternative and provide the growth rate analysis demonstrating its asymptotic optimality. Section 3 extends this approach to handle composite alternatives, showing that it achieves the same growth rate as the oracle robust test (i.e. where the alternative distribution is exactly known). Moreover, we extend it to the composite null case in Section 4 and demonstrate that its growth rate is asymptotically optimal. In Section 5, we finally propose a general framework for robustly testing composite nulls against composite alternatives. Section 6 presents a comprehensive set of simulation studies that validate our theoretical findings and demonstrate the practical performance of our approach. This article is concluded in Section 7. Proofs of all results are provided in Appendix A.

2 Robust test for simple null vs simple alternative

We now construct a supermartingale variant of Huber’s robust sequential probability ratio test for testing P_0 against P_1 (both known). Our process will be a test supermartingale under any distribution lying within ϵ TV-neighborhood of P_0 , elaborated below.

2.1 An adaptive contamination model for the null, $H_0^{\epsilon, \infty}$

Our test retains its validity properties under the null hypothesis even in the presence of an adaptive contamination model, where the data sequence X_1, X_2, \dots is generated such that the conditional distribution of X_n given X^{n-1} lies within H_0^ϵ , for H_0^ϵ as defined in (1) or (2). We denote the set of all possible joint distributions of the sequence X_1, X_2, \dots under the

adaptive contamination model as $H_0^{\epsilon, \infty}$. In the special case where the distribution of each X_n is independent of the previously observed data, then

$$H_0^{\epsilon, \infty} = H_0^\epsilon \times H_0^\epsilon \times \cdots. \quad (15)$$

In words, while P_0 is fixed and known, the unknown contaminations may vary over time, and indeed, the contamination at each time n can be influenced by the previously observed data.

Throughout the paper, we assume that ϵ is sufficiently small such that we have $c'' > c'$. Note that (2) is strictly larger than (1).

Now we normalize Huber's test statistic, $\prod_{i=1}^n \frac{q_{1,\epsilon}(X_i)}{q_{0,\epsilon}(X_i)}$ suitably so that it becomes a test supermartingale under the composite null. Define $R_0^\epsilon = 1$ and $R_n^\epsilon = R_{n-1}^\epsilon \times E_\epsilon(X_n)$, for $n = 1, 2, \dots$, where

$$E_\epsilon(x) = \frac{\frac{q_{1,\epsilon}(x)}{q_{0,\epsilon}(x)}}{\mathbb{E}_{P_0} \frac{q_{1,\epsilon}(X)}{q_{0,\epsilon}(X)} + (c'' - c')\epsilon}, \quad n = 1, 2, \dots \quad (16)$$

We know that the total variation distance is an *integral probability metric* in the sense that for any pair of real numbers $c_1 < c_2$,

$$D_{\text{TV}}(P, Q) = \frac{1}{c_2 - c_1} \sup_{c_1 \leq f \leq c_2} \left| \mathbb{E}_{X \sim P} f(X) - \mathbb{E}_{X \sim Q} f(X) \right|. \quad (17)$$

Let Q_n be the distribution of X_n conditioned on $X^{n-1} := (X_1, \dots, X_{n-1})$. Then, $Q_n \in H_0^\epsilon$, $D_{\text{TV}}(Q_n, P_0) \leq \epsilon$, which implies

$$\mathbb{E}_{X_n | X^{n-1} \sim Q_n} \left[\frac{q_{1,\epsilon}(X_n)}{q_{0,\epsilon}(X_n)} \mid X^{n-1} \right] \leq \mathbb{E}_{P_0} \left[\frac{q_{1,\epsilon}(X)}{q_{0,\epsilon}(X)} \right] + (c'' - c')\epsilon.$$

So, we obtain $\mathbb{E}(E_\epsilon(X_n) \mid X^{n-1}) \leq 1$, meaning that E_ϵ is an e-variable for H_0^ϵ conditioned on the past. From here, we immediately conclude the following point, recorded for its importance.

Theorem 2.1. *Suppose that $\epsilon > 0$ is sufficiently small such that we have $c'' > c'$. Then, R_n^ϵ is a test supermartingale for the adaptive null contamination model $H_0^{\epsilon, \infty}$. Hence, recalling (13), the stopping time*

$$\tau^* = \inf\{n : R_n^\epsilon \geq 1/\alpha\} \quad (18)$$

at which we reject H_0^ϵ yields a level- α sequential test.

2.2 Properties as $\epsilon \rightarrow 0$

The value of ϵ , which quantifies the extent of data contamination, is often quite small. Consequently, our focus is on investigating the performance of this test under small ϵ values, especially understanding its asymptotic behavior as ϵ approaches zero. The following lemma reveals a crucial insight: as $\epsilon \rightarrow 0$, the truncation effects progressively vanish, and hence $q_{1,\epsilon}(X)/q_{0,\epsilon}(X)$ converges to $p_1(X)/p_0(X)$ almost surely.

Lemma 2.2. *As $\epsilon \downarrow 0$, $c'' \uparrow \text{ess sup}_{[\mu]} \frac{p_1}{p_0}$ and $c' \downarrow \text{ess inf}_{[\mu]} \frac{p_1}{p_0}$, and therefore,*

$$q_{1,\epsilon}(X)/q_{0,\epsilon}(X) \rightarrow p_1(X)/p_0(X) \text{ almost surely.}$$

The next lemma shows that if $D_{\text{KL}}(P_1, P_0) < \infty$, $c''\epsilon \rightarrow 0$, as ϵ approaches zero.

Lemma 2.3. *Suppose that $D_{\text{KL}}(P_1, P_0) < \infty$. Then, $c''\epsilon \rightarrow 0$, as $\epsilon \rightarrow 0$.*

Lemma 2.2 implies $\mathbb{E}_P \frac{q_1, \epsilon(X)}{q_0, \epsilon(X)} \rightarrow \mathbb{E}_P \frac{p_1(X)}{p_0(X)}$, as $\epsilon \rightarrow 0$, when P is either P_0 or P_1 . Since $0 \leq c' < c''$, Lemma 2.3 implies $(c'' - c')\epsilon \rightarrow 0$, when $D_{\text{KL}}(P_1, P_0) < \infty$.

The above two lemmas imply that our robust SPRT recovers the non-robust SPRT as $\epsilon \rightarrow 0$.

Proposition 2.4. *If $D_{\text{KL}}(P_1, P_0) < \infty$, we recover the non-robust anytime-valid SPRT as ϵ approaches zero, i.e., for any $n \in \mathbb{N}$, $R_n^\epsilon \rightarrow T_n$, μ -almost surely as $\epsilon \rightarrow 0$, where T_n was defined in (14).*

2.3 Growth rate of the test and asymptotic optimality

Suppose our data comes from the following ϵ -neighbourhood of the alternative P_1, H_1^ϵ , as defined in (1) or (2). Note that (2) is strictly larger than (1). In this subsection, we assume that $X_1, X_2, \dots \stackrel{iid}{\sim} Q \in H_1^\epsilon$. We analyze the growth rate of our test supermartingale, which is $\inf_{P \in H_1^\epsilon} \lim_{n \rightarrow \infty} \mathbb{E}_P[\log R_n]/n$, as discussed earlier. The following theorem proves that under any fixed distribution Q in the alternative, $\log R_n^\epsilon/n$ converges almost surely and provides a lower bound on that limit.

Theorem 2.5. *Suppose that $\epsilon > 0$ be sufficiently small such that we have $c'' > c'$ and $X_1, X_2, \dots \stackrel{iid}{\sim} Q \in H_1^\epsilon$. Then, as $n \rightarrow \infty$,*

$$\frac{\log R_n^\epsilon}{n} \rightarrow r_Q^\epsilon \text{ almost surely, for some constant } r_Q^\epsilon$$

and the growth rate $r^\epsilon = \inf_{Q \in H_1^\epsilon} r_Q^\epsilon \geq D_{\text{KL}}(Q_{1,\epsilon}, Q_{0,\epsilon}) - 2(\log c'' - \log c')\epsilon - \log(1 + 2(c'' - c')\epsilon)$.

We have the following result on at most how much the growth rate of our test can differ from the optimal growth rate for testing H_0^ϵ vs H_1^ϵ .

Theorem 2.6. *Suppose that $\epsilon > 0$ is sufficiently small such that we have $c'' > c'$. If r_*^ϵ is the optimal growth rate for testing H_0^ϵ vs H_1^ϵ ,*

$$r^\epsilon \geq r_*^\epsilon - 4\epsilon \log \frac{1 - \epsilon}{\epsilon} - \log \left(3 - \frac{2\epsilon(1 - 2\epsilon)}{1 - \epsilon} \right).$$

All the previous results provide lower bounds on the growth rate, which are non-asymptotic.

We finally study its behavior when $\epsilon \rightarrow 0$. It turns out that in the expression of lower bound on Theorem 2.5, only the D_{KL} term dominates as $\epsilon \rightarrow 0$.

Theorem 2.7. *The growth rate of our test, $r^\epsilon \rightarrow D_{\text{KL}}(P_1, P_0)$, as $\epsilon \rightarrow 0$.*

The above theorem shows that the growth rate of our test converges to the growth rate of naive SPRT, i.e., $D_{\text{KL}}(P_1, P_0)$, which is the optimal growth rate for testing P_0 vs P_1 Shafer (2021); Breiman (1961).

3 Robust predictable plug-in for composite alternatives

In this section, we address the challenge of robustly testing the composite alternatives. Let the idealized models be P_0 vs \mathcal{P}_1 , where \mathcal{P}_1 is a set of distribution functions that do not include P_0 .

We will assume that there exists a common reference measure for \mathcal{P}_1 and P_0 so that we can associate the distributions with their densities.

To handle a composite alternative hypothesis, one natural way is to attempt to learn it from the past observations, at each round n and plug it in a that is an estimate of the alternative distribution based on past observations. This is known as the “predictable plug-in” or simply “plug-in” method. This method is originally due to Wald (1947), which has recently been used for handling various parametric and non-parametric composite alternatives Waudby-Smith and Ramdas (2020, 2023); Saha and Ramdas (2024).

However, we often encounter deviations from these idealized models in real-world data, potentially due to contamination or deviations from the assumed distribution. To navigate this problem, we use a robust estimate of the alternative distribution, which lies in \mathcal{P}_1 , where the actual data might come from ϵ -neighbourhood of some distribution in the alternative \mathcal{P}_1 , which is

$$\mathcal{H}_1^\epsilon = \bigcup_{P_1 \in \mathcal{P}_1} \{Q \in \mathcal{M} : Q = (1 - \epsilon)P_1 + \epsilon H, H \in \mathcal{M}\} \text{ or} \quad (19)$$

$$\mathcal{H}_1^\epsilon = \bigcup_{P_1 \in \mathcal{P}_1} \{Q \in \mathcal{M} : D_{\text{TV}}(P_1, Q) \leq \epsilon\}. \quad (20)$$

3.1 An adaptive contamination model for the null

Under the null, we assume that the data X_1, X_2, \dots is generated from some distribution in $H_0^{\epsilon, \infty}$ defined in Section 2.1, i.e., while P_0 is fixed and known, the unknown contaminations may vary across time. In fact, the contamination at time n may depend on the previously observed data, as noted earlier.

Let \hat{p}_n be some robust estimate of the density of the data based on past observations $X^{n-1} = (X^{n-1})^T$ which belongs to the alternative. Let \hat{P}_n be the distribution corresponding to the density \hat{p}_n , with $\hat{P}_n \in \mathcal{P}_1$.

Now we define $\hat{q}_{n,j,\epsilon}$ similarly as $q_{j,\epsilon}$ was defined in (4) (for $j = 0, 1$).

$$\hat{q}_{n,0,\epsilon}(x) = \begin{cases} (1 - \epsilon) p_0(x), & \text{for } \hat{p}_n(x)/p_0(x) < c_n'', \\ \frac{1}{c_n''} (1 - \epsilon) \hat{p}_n(x), & \text{for } \hat{p}_n(x)/p_0(x) \geq c_n''; \end{cases} \quad (21)$$

$$\hat{q}_{n,1,\epsilon}(x) = \begin{cases} (1 - \epsilon) \hat{p}_n(x), & \text{for } \hat{p}_n(x)/p_0(x) > c_n', \\ c_n' (1 - \epsilon) p_0(x), & \text{for } \hat{p}_n(x)/p_0(x) \leq c_n'. \end{cases} \quad (22)$$

We calculate the numbers $0 \leq c_n', c_n'' \leq \infty$, that are determined such that $\hat{q}_{n,0,\epsilon}, \hat{q}_{n,1,\epsilon}$ are probability densities:

$$(1 - \epsilon) \left\{ P_0 [\hat{p}_n/p_0 < c_n''] + \frac{1}{c_n''} \hat{P}_n [\hat{p}_n/p_0 \geq c_n''] \right\} = 1, \quad (23)$$

$$(1 - \epsilon) \left\{ \hat{P}_n [\hat{p}_n/p_0 > c_n'] + c_n' P_0 [\hat{p}_n/p_0 \leq c_n'] \right\} = 1. \quad (24)$$

Note that if $c_n' < c_n''$, we have $\frac{\hat{q}_{n,1,\epsilon}(x)}{\hat{q}_{n,0,\epsilon}(x)} = \max\{c_n', \min\{c_n'', \frac{\hat{p}_n(x)}{p_0(x)}\}\}$. We now define $R_{0,\epsilon}^{\text{plug-in}} = 1$ and $R_{n,\epsilon}^{\text{plug-in}} = R_{n-1,\epsilon}^{\text{plug-in}} \times \hat{E}_{n,\epsilon}(X_n), n = 1, 2, \dots$ where

$$\hat{E}_{n,\epsilon}(x) := \begin{cases} \frac{\frac{\hat{q}_{n,1,\epsilon}(x)}{\hat{q}_{n,0,\epsilon}(x)}}{\mathbb{E}_{X|X^{n-1} \sim P_0} \left[\frac{\hat{q}_{n,1,\epsilon}(X)}{\hat{q}_{n,0,\epsilon}(X)} | X^{n-1} \right] + (c''_n - c'_n)\epsilon}, & \text{if } c'_n < c''_n, \\ 1, & \text{otherwise.} \end{cases} \quad (25)$$

In other words, $R_{n,\epsilon}^{\text{plug-in}}$ is the product of $\hat{E}_{n,\epsilon}$. Thus, if each $\hat{E}_{n,\epsilon}$ is an e-variable (conditioned on the past), $R_{n,\epsilon}^{\text{plug-in}}$ will be a test supermartingale. Let us now check that this is indeed the case.

Then,

$$\begin{aligned} & \mathbb{E}_{X_n|X^{n-1} \sim Q_n} [\hat{E}_{n,\epsilon}(X_n) | X^{n-1}] \\ &= \mathbb{I}_{c'_n \geq c''_n} + \frac{\mathbb{E}_{X_n|X^{n-1} \sim Q_n} \left[\frac{\hat{q}_{n,1,\epsilon}(X_n)}{\hat{q}_{n,0,\epsilon}(X_n)} | X^{n-1} \right]}{\mathbb{E}_{X|X^{n-1} \sim P_0} \left[\frac{\hat{q}_{n,1,\epsilon}(X)}{\hat{q}_{n,0,\epsilon}(X)} | X^{n-1} \right] + (c''_n - c'_n)\epsilon} \mathbb{I}_{c'_n < c''_n} \\ &\leq \mathbb{I}_{c'_n \geq c''_n} + \mathbb{I}_{c'_n < c''_n} = 1. \end{aligned}$$

The last inequality follows from (17), since for the conditional distribution Q_n of X_n conditioned on X^{n-1} , we have $Q_n \in H_0^\epsilon$, i.e., $D_{\text{TV}}(Q_n, P_0) \leq \epsilon$. We immediately conclude the following.

Theorem 3.1. $R_{n,\epsilon}^{\text{plug-in}}$ is a test supermartingale for the adaptive null contamination model $H_0^{\epsilon,\infty}$. Hence, recalling (13), the stopping time

$$\tau^* = \inf\{n : R_{n,\epsilon}^{\text{plug-in}} \geq 1/\alpha\} \quad (26)$$

at which we reject the null yields a level- α sequential test.

3.2 Growth rate analysis

For analyzing the growth rate of this test supermartingale, we assume that the estimator \hat{p}_n is pointwise consistent in the sense that for $X_1, X_2, \dots \stackrel{iid}{\sim} H \in \mathcal{H}_1^\epsilon$ defined in (34) or (35), $\hat{p}_n \rightarrow p_1^H$ almost surely as $n \rightarrow \infty$, so that $P_1^H \in \mathcal{P}_1$ where P_1^H is the distribution corresponding to the density p_1^H . Then under some assumptions, the next theorem shows that $\log R_{n,\epsilon}^{\text{plug-in}}/n$ converges almost surely.

Theorem 3.2. Suppose that $X_1, X_2, \dots \stackrel{iid}{\sim} H \in \mathcal{H}_1^\epsilon$ defined in (34) or (35). Assume that the estimator \hat{p}_n is such that $\hat{p}_n \rightarrow p_1^H \in \mathcal{P}_1$ almost surely. We further assume that $P(p_1^H/p_0 = c) = 0$, for all $c \in \mathbb{R}$ and for $P \in P_0 \cup \mathcal{P}_1$. We consider ϵ being sufficiently small so that $c''_H > c'_H$, where c''_H, c'_H are solutions of (30) and (31), respectively, with P_1 being replaced by P_1^H . Then, as $n \rightarrow \infty$,

$$\frac{1}{n} \log R_{n,\epsilon}^{\text{plug-in}} \rightarrow r_{H,\epsilon}^{\text{plug-in}} \text{ almost surely,}$$

where $r_{H,\epsilon}^{\text{plug-in}} \geq D_{\text{KL}}(Q_{1,\epsilon}^H, Q_{0,\epsilon}^H) - 2(\log c''_H - \log c'_H)\epsilon - \log(1 + 2(c''_H - c'_H)\epsilon)$ and $Q_{1,\epsilon}^H, Q_{0,\epsilon}^H$ are the distributions with densities $q_{1,\epsilon}^H, q_{0,\epsilon}^H$ as defined in (3) and (4) with P_1 being replaced by P_1^H .

The above theorem relies on the existence of a pointwise consistent estimator, which can be found in a wide variety of estimation problems. Even within the robust statistics literature, numerous examples of consistent estimators are well-known. For instance, robust M-estimators for certain parametric testing problems are known to be strongly consistent under regularity conditions (Huber, 2004, Chapter 6).

Remark 3.3. In Theorem 3.2, if we further assume that the maximum bias $b_{\theta_1}(\epsilon, x) := \sup_{H: D_{\text{TV}}(H, P_1) \leq \epsilon} |p_1^H(x) - p_1(x)|$ is a real-valued function such that $\lim_{\epsilon \rightarrow 0} b_{\theta_1}(\epsilon, x) = 0$, for all $x \in \mathbb{R}$, we still could not conclude in general that $\inf_{H: D_{\text{TV}}(H, P_{\theta_1}) \leq \epsilon} r_{H, \epsilon}^{\text{plug-in}}$ converges to the oracle (when P_1 is known) growth rate $D_{\text{KL}}(P_1, P_0)$, because of the difficulty in interchanging the expectation and the limit $\epsilon \rightarrow 0$. However, under this additional assumption, in specific situations, such as when we restrict our attention to an exponential family distribution, one can show that

$$\lim_{\epsilon \rightarrow 0} \inf_{H: D_{\text{TV}}(H, P_{\theta_1}) \leq \epsilon} r_{H, \epsilon}^{\text{plug-in}} = D_{\text{KL}}(P_1, P_0),$$

In Theorem 5.2, we prove a more general version of this result for exponential family distributions, even when the null hypothesis is also composite.

4 Robust numeraire: composite null vs simple alternative

In this section, we consider the null \mathcal{P}_0 to be composite and the alternative to be simple P_1 . To account for the small deviations from the idealized models, consider the following:

$$\mathcal{H}_0^\epsilon = \bigcup_{P \in \mathcal{P}_0} \{Q \in \mathcal{M} : Q = (1 - \epsilon)P + \epsilon H, H \in \mathcal{M}\}, \quad (27)$$

$$\text{or } \mathcal{H}_0^\epsilon = \bigcup_{P \in \mathcal{P}_0} \{Q \in \mathcal{M} : D_{\text{TV}}(P, Q) \leq \epsilon\}, \quad (28)$$

and H_1^ϵ is either (1) or (2). Recalling the adaptive contamination model for the null from Section 2.1, we define the adaptive contamination model for the composite null, $\mathcal{H}_0^{\epsilon, \infty}$ to be the set of all possible joint distribution of the sequence X_1, X_2, \dots such that the conditional distribution of X_n given X^{n-1} lies within \mathcal{H}_0^ϵ .

4.1 The reverse information projection (RIPr) and numeraire

For composite null versus simple alternative, the reverse information projection (RIPr) has recently emerged as an optimal tool Grünwald et al. (2024); Lardy et al. (2024); Larsson et al. (2024).

Larsson et al. (2024) shows that for any null \mathcal{P}_0 and simple alternative P_1 , there always exists a (P_1 almost surely) unique and strictly positive e-variable B^* called the *numeraire*, such that for any e-variable B for \mathcal{P}_0 , $\mathbb{E}_{P_1}[B/B^*] \leq 1$ (“numeraire property”). An equivalent statement is that for any e-variables B for \mathcal{P}_0 , $\mathbb{E}_{P_1} \log(B^*/B) \geq 0$ (“log-optimality”; see also Grünwald et al. (2024); Lardy et al. (2024)). This implies that the growth rate of B^* , $\mathbb{E}_{P_1} \log(B^*)$, is larger than that of any other e-variable B . It is somewhat remarkable that the existence and uniqueness of such an optimal e-variable was established under absolutely no assumptions on \mathcal{P}_0 and P_1 .

Larsson et al. (2024) then define a measure P_0 by defining its likelihood ratio (Radon-Nikodym derivative) with respect to P_1 , $\frac{dP_0}{dP_1} := \frac{1}{B^*}$. This P_0 is called the Reverse Information Projection (RIPr) of P_1 onto \mathcal{P}_0 . It is not necessarily a probability measure; in general, it is a sub-probability measure. The following property justifies the name RIPr Li (1999): if we assume that \mathcal{P}_0 is closed and convex and $\inf_{P \in \mathcal{P}_0} D_{\text{KL}}(P_1, P) < \infty$, then the RIPr of P_1 on \mathcal{P}_0 satisfies

$$D_{\text{KL}}(P_1, P_0) = \inf_{P \in \mathcal{P}_0} D_{\text{KL}}(P_1, P). \quad (29)$$

In what follows, the RIPr P_0 is the sole representative of the composite null \mathcal{P}_0 , and even though it may be a sub-probability measure in general, we can still proceed as if we were dealing with a simple null. We elaborate below.

4.2 Robustifying the numeraire

Let P_0 be the RIPr of P_1 on the null \mathcal{P}_0 . Suppose, for $j = 1, 2$, p_j be the density of P_j with respect to some common dominating measure μ . Let, $k = \int p_0 d\mu$. Note that since P_0 is a sub-probability measure, we have $k \leq 1$. We obtain $q_{j,\epsilon}$ as defined in (3) and (4). We calculate the numbers $0 \leq c', c'' \leq \infty$ are determined such that $q_{0,\epsilon}$ is a sub-probability density with $\int q_{0,\epsilon} d\mu = k$ and $q_{1,\epsilon}$ is a probability density:

$$(1 - \epsilon) \left\{ P_0 [p_1/p_0 < c''] + \frac{1}{c''} P_1 [p_1/p_0 \geq c''] \right\} = k, \quad (30)$$

$$(1 - \epsilon) \{ P_1 [p_1/p_0 > c'] + c' P_0 [p_1/p_0 \leq c'] \} = 1. \quad (31)$$

We choose ϵ sufficiently small, then $c' < c''$ and we have $\frac{q_{1,\epsilon}(x)}{q_{0,\epsilon}(x)} = \max\{c', \min\{c'', \frac{p_1(x)}{p_0(x)}\}\}$. Define $R_{0,\epsilon}^{\text{RIPr}} = 1$ and $R_{n,\epsilon}^{\text{RIPr}} = R_{n-1,\epsilon}^{\text{RIPr}} \times B_\epsilon(X_n)$, $n = 1, 2, \dots$ where

$$B_\epsilon(x) := \frac{\frac{q_{1,\epsilon}(x)}{q_{0,\epsilon}(x)}}{\sup_{P \in \mathcal{P}_0} \mathbb{E}_{X \sim P} \left[\frac{q_{1,\epsilon}(X)}{q_{0,\epsilon}(X)} \right] + (c'' - c')\epsilon}. \quad (32)$$

The term $\sup_{P \in \mathcal{P}_0} \mathbb{E}_{X \sim P} \left[\frac{q_{1,\epsilon}(X)}{q_{0,\epsilon}(X)} \right]$ might not have a closed form expression, in that case, we need to rely on numerical approximations in practice.

Let \mathcal{F}_n be the σ -field generated by X_1, \dots, X_n . For any possible conditional distribution Q_n of X_n conditioned on X^{n-1} , there exists $P_{0,n} \in \mathcal{P}_0$, such that $D_{\text{TV}}(Q_n, P_{0,n}) \leq \epsilon$. Then,

$$\begin{aligned} \mathbb{E}_{X_n | X^{n-1} \sim Q_n} [B_\epsilon(X_n) | X^{n-1}] &= \mathbb{E}_{X_n | X^{n-1} \sim Q_n} \left[\frac{\frac{q_{1,\epsilon}(X_n)}{q_{0,\epsilon}(X_n)}}{\sup_{P \in \mathcal{P}_0} \mathbb{E}_{X \sim P} \left[\frac{q_{1,\epsilon}(X)}{q_{0,\epsilon}(X)} \right] + (c'' - c')\epsilon} | X^{n-1} \right] \\ &\leq \frac{\mathbb{E}_{X_n | X^{n-1} \sim Q_n} \left[\frac{q_{1,\epsilon}(X_n)}{q_{0,\epsilon}(X_n)} | X^{n-1} \right]}{\mathbb{E}_{X_n \sim P_{0,n}} \left[\frac{q_{1,\epsilon}(X_n)}{q_{0,\epsilon}(X_n)} \right] + (c'' - c')\epsilon} \\ &\leq 1. \end{aligned}$$

The last inequality follows from (17), since the conditional distribution Q_n of X_n conditioned on X^{n-1} satisfies $D_{\text{TV}}(Q_n, P_{0,n}) \leq \epsilon$. We immediately conclude the following.

Theorem 4.1. *Suppose that $\epsilon > 0$ is sufficiently small such that we have $c'' > c'$. Then, $R_{n,\epsilon}^{\text{RIPr}}$ is a test supermartingale for the adaptive null contamination model $\mathcal{H}_0^{\epsilon,\infty}$. Hence, recalling (13), the stopping time*

$$\tau^* = \inf\{n : R_{n,\epsilon}^{\text{RIPr}} \geq 1/\alpha\} \quad (33)$$

at which we reject \mathcal{H}_0^ϵ yields a level- α sequential test.

It turns out that similar results can be established for the composite null case, akin to those observed in the simple null versus simple alternative scenario. The next result shows that we recover the “growth rate optimal” or “numeraire” e-variable B^* when ϵ approaches zero, under standard assumptions.

Proposition 4.2. *Assume that \mathcal{P}_0 is closed and convex, and $\inf_{P \in \mathcal{P}_0} D_{\text{KL}}(P_1, P) < \infty$. Then, $B_\epsilon(x) \rightarrow B^*(x)$ μ -almost surely as $\epsilon \rightarrow 0$. In other words, for any fixed $n \in \mathbb{N}$, $R_{n,\epsilon}^{\text{RIPr}} \rightarrow \prod_{i=1}^n p_0(X_i)/p_1(X_i)$ μ -almost surely as $\epsilon \rightarrow 0$.*

The above proposition can be seen as an extension of Proposition 2.4 for composite null. The assumption $\inf_{P \in \mathcal{P}_0} D_{\text{KL}}(P_1, P) < \infty$ is analogous to the assumption $\inf_{P \in \mathcal{P}_0} D_{\text{KL}}(P_1, P) < \infty$ in Proposition 2.4. However, this proposition introduces an additional assumption that \mathcal{P}_0 is closed and convex. We are uncertain if this assumption can be relaxed, and further study is needed to determine its necessity.

4.3 Growth rate analysis

In this subsection, we assume that $X_1, X_2, \dots \stackrel{iid}{\sim} Q \in H_1^\epsilon$. We now analyze the growth rate of our test supermartingale. The next result provides a lower bound on the growth rate.

Theorem 4.3. *Suppose that $\epsilon > 0$ be sufficiently small such that we have $c'' > c'$ and $X_1, X_2, \dots \stackrel{iid}{\sim} Q \in H_1^\epsilon$. Then, as $n \rightarrow \infty$,*

$$\frac{\log R_{n,\epsilon}^{\text{RIPr}}}{n} \rightarrow r_{\text{RIPr}}^{Q,\epsilon} \text{ almost surely for some constant } r_{\text{RIPr}}^{Q,\epsilon}$$

and the growth rate,

$$r_{\text{RIPr}}^\epsilon = \inf_{Q \in H_1^\epsilon} r_{\text{RIPr}}^{Q,\epsilon} \geq D_{\text{KL}}(Q_{1,\epsilon}, Q_{0,\epsilon}) - 2(\log c'' - \log c')\epsilon - \log \left(\sup_{P \in \mathcal{P}_0} \mathbb{E}_P \frac{q_{1,\epsilon}(X)}{q_{0,\epsilon}(X)} + (c'' - c')\epsilon \right).$$

The next theorem shows that the growth rate of our test converges to $\inf_{P \in \mathcal{P}_0} D_{\text{KL}}(P_1, P)$, as $\epsilon \rightarrow 0$. And it is the optimal e-power or growth rate for testing \mathcal{P}_0 vs P_1 Grünwald et al. (2024); Lardy et al. (2024).

Theorem 4.4. *Assume that \mathcal{P}_0 is closed and convex, and $\inf_{P \in \mathcal{P}_0} D_{\text{KL}}(P_1, P) < \infty$. Then, the growth rate $r_{\text{RIPr}}^\epsilon \rightarrow \inf_{P \in \mathcal{P}_0} D_{\text{KL}}(P_1, P)$, as $\epsilon \rightarrow 0$.*

This result shows that the growth rate of our robust test supermartingale for composite null is asymptotically optimal as ϵ approaches zero.

5 Combining robust predictable plug-in and robust numeraire: composite null vs composite alternative

In this section, we address the most general scenario, when both the null \mathcal{P}_0 and the alternative \mathcal{P}_1 are composite. We will assume that there exists a common reference measure for \mathcal{P}_1 and \mathcal{P}_0 so that we can associate the distributions with their densities. To handle small deviations from the idealized models, we test \mathcal{H}_0^ϵ vs \mathcal{H}_1^ϵ , where for $j = 0, 1$,

$$\mathcal{H}_j^\epsilon = \bigcup_{P \in \mathcal{P}_j} \{Q \in \mathcal{M} : Q = (1 - \epsilon)P + \epsilon H, H \in \mathcal{M}\} \text{ or} \quad (34)$$

$$\mathcal{H}_j^\epsilon = \bigcup_{P \in \mathcal{P}_j} \{Q \in \mathcal{M} : D_{\text{TV}}(P, Q) \leq \epsilon\}. \quad (35)$$

Our approach combines plug-in and RIPr methods from the last two sections. At each time n , let $\hat{p}_{1,n}$ be some robust estimate of the density of the data based on past observations

$X^{n-1} = (X^{n-1})^T$ which belongs to the alternative. Let $\hat{P}_{1,n}$ be the distribution corresponding to the density $\hat{p}_{1,n}$ and $\hat{P}_{1,n} \in \mathcal{P}_1$. Let $\hat{P}_{0,n}$ be the reverse information projection (RIPr) of $\hat{P}_{1,n}$ on the null \mathcal{P}_0 .

Now we define $\hat{q}_{n,j,\epsilon}$ similarly as $q_{j,\epsilon}$ was defined in (4) (for $j = 0, 1$).

$$\hat{q}_{n,0,\epsilon}(x) = \begin{cases} (1 - \epsilon) \hat{p}_{0,n}(x), & \text{for } \hat{p}_{1,n}(x)/\hat{p}_{0,n}(x) < c_n'', \\ \frac{1}{c_n''} (1 - \epsilon) \hat{p}_{1,n}(x), & \text{for } \hat{p}_{1,n}(x)/\hat{p}_{0,n}(x) \geq c_n''; \end{cases} \quad (36)$$

$$\hat{q}_{n,1,\epsilon}(x) = \begin{cases} (1 - \epsilon) \hat{p}_{1,n}(x), & \text{for } \hat{p}_{1,n}(x)/\hat{p}_{0,n}(x) > c_n', \\ c_n' (1 - \epsilon) \hat{p}_{0,n}(x), & \text{for } \hat{p}_{1,n}(x)/\hat{p}_{0,n}(x) \leq c_n'. \end{cases} \quad (37)$$

$k_n = \int \hat{p}_{0,n} d\mu$. Since P_0 is a sub-probability measure, we have $k_n \leq 1$. We calculate the numbers $0 \leq c_n', c_n'' \leq \infty$ are determined such that $\hat{q}_{n,0,\epsilon}$ is a sub-probability density with $\int \hat{q}_{n,0,\epsilon} d\mu = k_n$ and $\hat{q}_{n,1,\epsilon}$ is a probability density:

$$\hat{P}_{0,n} [\hat{p}_{1,n}/\hat{p}_{0,n} < c_n''] + \frac{1}{c_n''} \hat{P}_{1,n} [\hat{p}_{1,n}/\hat{p}_{0,n} \geq c_n''] = \frac{k_n}{(1 - \epsilon)}, \quad (38)$$

$$\hat{P}_{1,n} [\hat{p}_{1,n}/\hat{p}_{0,n} > c_n'] + c_n' \hat{P}_{0,n} [\hat{p}_{1,n}/\hat{p}_{0,n} \leq c_n'] = \frac{1}{(1 - \epsilon)}. \quad (39)$$

Note that if $c_n' < c_n''$, we have $\frac{\hat{q}_{n,1,\epsilon}(x)}{\hat{q}_{n,0,\epsilon}(x)} = \max\{c_n'', \min\{c_n', \frac{\hat{p}_{1,n}(x)}{\hat{p}_{0,n}(x)}\}\}$. Define $R_{0,\epsilon}^{\text{RIPr,plug-in}} = 1$ and $R_{n,\epsilon}^{\text{RIPr,plug-in}} = R_{n-1,\epsilon}^{\text{RIPr,plug-in}} \times \hat{B}_{n,\epsilon}(X_n)$, $n = 1, 2, \dots$ where

$$\hat{B}_{n,\epsilon}(x) := \begin{cases} \frac{\frac{\hat{q}_{n,1,\epsilon}(x)}{\hat{q}_{n,0,\epsilon}(x)}}{\sup_{P \in \mathcal{P}_0} \mathbb{E}_{X|X^{n-1} \sim P} \left[\frac{\hat{q}_{n,1,\epsilon}(X)}{\hat{q}_{n,0,\epsilon}(X)} \mid X^{n-1} \right] + (c_n'' - c_n')\epsilon}, & \text{if } c_n' < c_n'', \\ 1, & \text{otherwise.} \end{cases} \quad (40)$$

As noted in the previous section, $\sup_{P \in \mathcal{P}_0} \mathbb{E}_{X \sim P} \left[\frac{\hat{q}_{n,1,\epsilon}(X)}{\hat{q}_{n,0,\epsilon}(X)} \mid X^{n-1} \right]$ might not have a closed form expression, in that case, we need to rely on numerical approximations. We now show that this construction gives a valid test for the adaptive contamination model $\mathcal{H}_0^{\epsilon,\infty}$ defined in the previous section. For any possible conditional distribution Q_n of X_n conditioned on X^{n-1} , there exists $P_{0,n} \in \mathcal{P}_0$, such that $D_{\text{TV}}(Q_n, P_{0,n}) \leq \epsilon$. Then,

$$\begin{aligned} & \mathbb{E}_{X_n | X^{n-1} \sim Q_n} [\hat{B}_{n,\epsilon}(X_n) \mid \mathcal{F}_{n-1}] \\ & \leq \mathbb{I}_{c_n' \geq c_n''} + \frac{\mathbb{E}_{X_n | X^{n-1} \sim Q_n} \left[\frac{\hat{q}_{n,1,\epsilon}(X_n)}{\hat{q}_{n,0,\epsilon}(X_n)} \mid X^{n-1} \right] \mathbb{I}_{c_n' < c_n''}}{\mathbb{E}_{X_n | X^{n-1} \sim P_{0,n}} \left[\frac{\hat{q}_{n,1,\epsilon}(X_n)}{\hat{q}_{n,0,\epsilon}(X_n)} \mid X^{n-1} \right] + (c_n'' - c_n')\epsilon} \\ & \leq \mathbb{I}_{c_n' \geq c_n''} + \mathbb{I}_{c_n' < c_n''} = 1. \end{aligned}$$

The last inequality follows from (17), since the conditional distribution Q_n of X_n conditioned on X^{n-1} satisfies $D_{\text{TV}}(Q_n, P_{0,n}) \leq \epsilon$. We immediately conclude the following.

Theorem 5.1. $R_{n,\epsilon}^{\text{RIPr,plug-in}}$ is a test supermartingale for the adaptive null contamination model $\mathcal{H}_0^{\epsilon,\infty}$. Hence, recalling (13),

$$\tau^* = \inf\{n : R_{n,\epsilon}^{\text{RIPr,plug-in}} \geq 1/\alpha\} \quad (41)$$

is the stopping time at which we reject \mathcal{H}_0^ϵ , yielding a level α sequential test.

It appears to be challenging to prove an extension of Theorem 3.2 to the composite null case in general. The main challenge lies in the fact that even if we assume $\hat{p}_{1,n}$ to be strongly consistent for p_1 , it does not guarantee that the sequence of RPr $\hat{p}_{0,n}$ would converge in the almost sure sense. Therefore, we now narrow our focus to the class of one-parameter exponential family distributions.

Consider the one-parameter exponential family of densities written in canonical form $p_\theta(x) = h(x) \exp(\theta T(x) - A(\theta))$. We focus on testing

$$\mathcal{P}_0 = \{P_\theta : \theta \in [a, b]\} \text{ vs. } \mathcal{P}_1 = \{P_\theta : \theta \in \Theta_1\}, \quad (42)$$

for some $-\infty \leq a \leq b \leq \infty$, $\Theta_1 \subseteq \Theta$ is such that $\Theta_1 \cap [a, b] = \emptyset$.

Theorem 5.2. *Consider testing (42) for some one-parameter exponential family distribution with $A : \mathbb{R} \rightarrow \mathbb{R}$ be a convex and differentiable function. Suppose that $X_1, X_2, \dots \stackrel{iid}{\sim} H \in \mathcal{H}_1^\epsilon$ defined in (34) or (35). Assume that the estimator $\hat{p}_{1,n} = p_{\hat{\theta}_n} \in \mathcal{P}_1$ is such that $\hat{\theta}_n \rightarrow \theta_1(H)$ almost surely as $n \rightarrow \infty$. We consider ϵ being sufficiently small so that $c_H'' > c_H'$, where c_H'', c_H' are solutions of (30) and (31), respectively with P_1 and P_0 being replaced by $P_{\theta_1(H)}$ and the RPr of $P_{\theta_1(H)}$ on \mathcal{P}_0 , respectively. Then,*

$$\frac{1}{n} \log R_{n,\epsilon}^{RIPr, \text{plug-in}} \rightarrow r_{RIPr, \text{plug-in}}^{H,\epsilon} \text{ almost surely as } n \rightarrow \infty,$$

where $r_{RIPr, \text{plug-in}}^{H,\epsilon} \geq D_{\text{KL}}(Q_{1,\epsilon}^H, Q_{0,\epsilon}^H) - 2(\log c_H'' - \log c_H')\epsilon - \log \left(\sup_{P \in \mathcal{P}_0} \mathbb{E}_P \frac{q_{1,\epsilon}^H(X)}{q_{0,\epsilon}^H(X)} + (c_H'' - c_H')\epsilon \right)$, and $Q_{1,\epsilon}^H, Q_{0,\epsilon}^H$ are distributions with densities $q_{1,\epsilon}^H, q_{0,\epsilon}^H$ as defined in (3) and (4) with P_1 and P_0 being replaced by $P_{\theta_1(H)}$ and the RPr of $P_{\theta_1(H)}$ on \mathcal{P}_0 , respectively. If we further assume that for $\theta_1 \in \Theta_1$, the bias $b_{\theta_1}(\epsilon) := \sup_{H: D_{\text{TV}}(H, P_{\theta_1}) \leq \epsilon} |\theta(H) - \theta_1|$ is a real valued function such that $\lim_{\epsilon \rightarrow 0} b_{\theta_1}(\epsilon) = 0$, then we have

$$\lim_{\epsilon \rightarrow 0} \inf_{H: D_{\text{TV}}(H, P_{\theta_1}) \leq \epsilon} r_{RIPr, \text{plug-in}}^{H,\epsilon} = r^*,$$

where $r^* = \inf_{P \in \mathcal{P}_0} D_{\text{KL}}(P_{\theta_1}, P)$ is the optimal growth rate for testing \mathcal{P}_0 against P_{θ_1} .

The above theorem demonstrates that when testing a parameter within an exponential family distribution, where the log-partition function is convex and differentiable, $\frac{1}{n} \log R_{n,\epsilon}^{RIPr, \text{plug-in}}$ converges almost surely to a degenerate limit, which converges to the optimal growth rate as $\epsilon \rightarrow 0$. For example, (Huber, 2004, Chapter 4) shows that for estimating the location parameter in a contaminated Gaussian model, the sample median $\hat{\theta}_n$ is minimum bias estimator and $b_{\theta_1}(\epsilon) = \Phi_{\theta_1}^{-1}(\frac{1}{2(1-\epsilon)})$, where Φ_{θ_1} is the Gaussian CDF with location θ_1 . Hence $b_{\theta_1}(\epsilon) \rightarrow \Phi_{\theta_1}^{-1}(1/2) = \theta_1$, as $\epsilon \rightarrow 0$ and so it meets all the conditions of the theorem.

6 Simulations

In this section, we present a series of simulations designed to evaluate the performance of our robust tests for both simple and composite hypotheses. We use two key parameters in our analysis: ϵ^A , which represents the value of ϵ specified to the test supermartingale and ϵ^R , which denotes the true fraction of data contaminated (A = Algorithm, R = Reality).

6.1 Experiments with simple null

In all the simulation experiments in this subsection, we consider the null P_0 to be $N(0, 1)$, the simple and the composite alternative to be $P_1 = N(\mu_1, 1)$ for some fixed μ_1 and $\mathcal{P}_1 = \{N(\mu, 1) : \mu \neq 0\}$ respectively. For both the non-robust predictable plug-in method and our robustified predictable plug-in method for composite alternate, we use the sample median as an estimate of μ . All the results in Fig. 1 to 4 are the average of 10 independent simulations.

Sanity check under the null. In this experiment, samples are simulated independently from the following ϵ_R -contaminated null distribution: $Q = (1 - \epsilon^R) \times N(0, 1) + \epsilon^R \times \text{Cauchy}(-1, 10)$. Here $\epsilon^A = \epsilon^R = 0.01$. This mixture model ensures that the ϵ^R fraction of the sample is drawn from the heavy-tailed Cauchy distribution with location and scale parameters -1 and 10 respectively. For the tests with simple alternative, we consider $\mu_1 = 1$. Fig. 1 illustrates that our robust tests are “safe”, i.e. they do not exhibit growth under the null hypothesis, whereas the non-robust methods show unreliable behaviour with significant fluctuations.

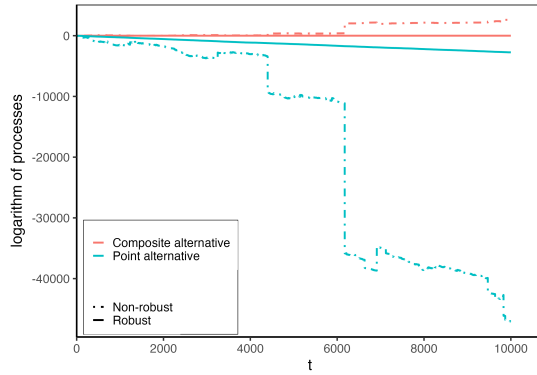


Figure 1: Data is drawn from $(1 - \epsilon^R) \times N(0, 1) + \epsilon^R \times \text{Cauchy}(-1, 10)$ and $P_0 = N(0, 1)$, $P_1 = N(1, 1)$, $\epsilon^A = \epsilon^R = 0.01$. Our robust tests are safe, but the non-robust tests exhibit unstable and unreliable behavior.

Growth rate with different contamination. In this experiment, samples are simulated independently from the mixture distribution $(1 - \epsilon^R) \times N(1, 1) + \epsilon^R \times \text{Cauchy}(-1, 10)$ for $\epsilon^R = 10^{-3}, 10^{-2}, 10^{-1}$. This mixture model ensures that the ϵ^R fraction of the sample is drawn from the heavy-tailed Cauchy distribution with location and scale parameters -1 and 10 respectively. For the simple alternative, we consider $\mu_1 = 1$. Fig. 2 shows the growths of processes in logarithmic scale for both simple and composite alternative models: $P_1 = N(1, 1)$ (left) and $\mathcal{P}_1 = \{N(\mu, 1) : \mu \neq 0\}$ (right). As expected, The growth rate of our robust tests increases as ϵ decreases. Notably, both simple and composite tests grow at similar rates (fig. 2). It is also evident that non-robust tests exhibit highly erratic behavior, even when plotting the averages of 10 independent runs.

Comparison with non-robust tests when actual data has no contamination. Here, samples are drawn independently from $N(1, 1)$ without adding any contamination. For tests with simple alternative, we consider $\mu_1 = 1$, making the alternative hypothesis and the data-generating distribution identical. Therefore, the non-robust SPRT (for the simple alternative) and the predictable plug-in method (for the composite alternative) are known to have the

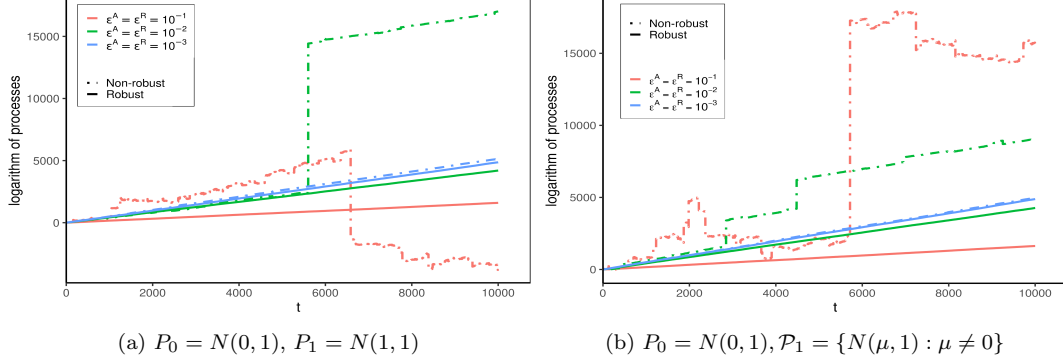


Figure 2: Data is drawn from $(1 - \epsilon^R) \times N(1, 1) + \epsilon^R \times \text{Cauchy}(-1, 10)$ and $P_0 = N(0, 1), \mu_1 = 1, \epsilon^A = \epsilon^R = 0.1, 0.01, 0.001$. The growth rate of our robust tests increases as ϵ decreases. As anticipated, The growth rates for our robust tests based on simple and composite alternatives almost overlap. The growth rates for our robust tests based on simple and composite alternatives in the left and right subfigures look similar.

optimal growth rates. Our objective is to check the cost incurred to safeguard against potential adversarial scenarios, despite the absence of actual contamination, where the existing non-robust methods could have been utilized instead. Fig 3 shows the growth of our robust test approaches that of the non-robust test, as ϵ decreases. Notably, the lines representing the simple and composite alternatives overlap across all four robust and non-robust tests, demonstrating that our robust method, as well as the existing non-robust predictable plug-in method, effectively learns the data distribution from the composite alternative hypothesis.

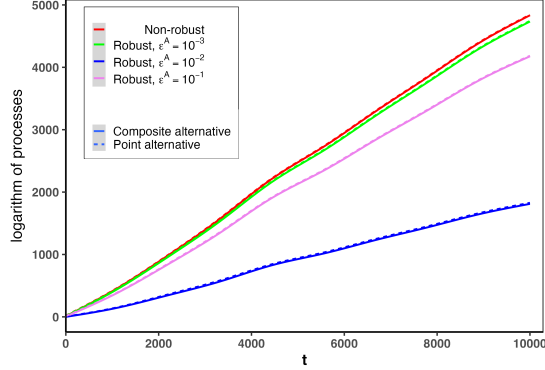


Figure 3: Data is drawn from $N(1, 1), \epsilon^R = 0$ and $P_0 = N(1, 1), \mu_1 = 1$. Here, the growth rate of our robust tests approaches that of the non-robust test, as ϵ decreases. The growth rates for our robust tests based on simple alternatives and composite alternatives almost overlap.

Growth rate with different separation between null and alternative. In this experiment, samples are simulated independently from $(1 - \epsilon^R) \times N(\mu, 1) + \epsilon^R \times \text{Cauchy}(-1, 10)$ for $\epsilon^R = 10^{-2}$ with the simple hypothesis having $\mu_1 = \mu$. We consider four different values $\mu = 0.25, 0.5, 0.75, 1$, keeping the null fixed at $N(0, 1)$. To ensure that the data is contaminated

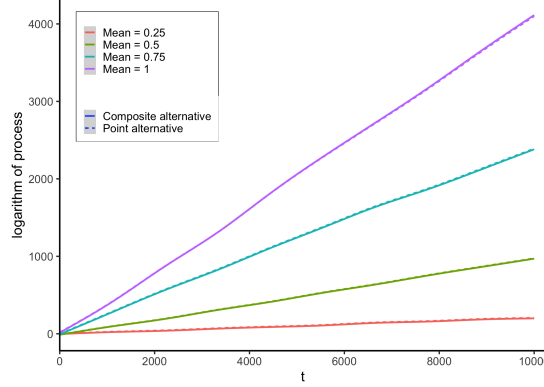


Figure 4: Data is drawn from $(1 - \epsilon^R) \times N(\mu, 1) + \epsilon^R \times \text{Cauchy}(-1, 10)$, $\epsilon^A = \epsilon^R = 0.01$ where $P_1 = N(\mu, 1)$ for $\mu = 0.25, 0.5, 0.75, 1$. As expected, the growth rate increases as the $D_{\text{KL}}(P_1, P_0)$ increases. The growth rates for our robust tests based on simple alternatives and composite alternatives almost overlap.

with potential outliers, ϵ^R fraction of the sample is drawn from the heavy-tailed Cauchy distribution with location and scale parameters -1 and 10 respectively. We consider $\epsilon^A = \epsilon^R$. As anticipated, fig. 4 the growth rate of the robust test decreases as the null and alternative hypotheses become harder to distinguish. Notably, in all four scenarios, the growth rates for our robust tests based on simple alternatives and composite alternatives overlap, indicating that our robust predictable plug-in method effectively learns the data distribution from the composite alternative hypothesis.

6.2 Experiments with composite null

In all the simulation experiments in this subsection, we consider the null to be $\mathcal{P}_0 = \{N(\mu, 1) : -0.5 \leq \mu \leq 0.5\}$, the simple and the composite alternative to be $P_1 = N(1, 1)$ and $\mathcal{P}_1 = \{N(\mu, 1) : \mu \leq -0.5 \text{ or } \mu \geq 0.5\}$ respectively. For our robustified predictable plug-in method for composite alternate, we use the sample median as an estimate of μ . All the results in Fig. 5 to 7 are the average of 10 independent simulations. We have used numerical approximations for computing the terms $\sup_{P \in \mathcal{P}_0} \mathbb{E}_{X \sim P} \left[\frac{q_{1,\epsilon}(X)}{q_{0,\epsilon}(X)} \right]$ and $\sup_{P \in \mathcal{P}_0} \mathbb{E}_{X \sim P} \left[\frac{\hat{q}_{n,1,\epsilon}(X)}{\hat{q}_{n,0,\epsilon}(X)} \mid X^{n-1} \right]$ in the expressions (32) and (40).

Sanity check under the null. In this experiment, samples are simulated independently from the following ϵ^R -contaminated null distribution: $Q = (1 - \epsilon^R) \times N(0, 1) + \epsilon^R \times \text{Cauchy}(-1, 10)$. Here $\epsilon^A = \epsilon^R = 0.01$. For the tests with simple alternative, we consider $\mu_1 = 1$. Fig. 5 illustrates that our robust tests are “safe”, i.e. they do not exhibit growth under the null hypothesis, whereas the non-robust methods show unreliable behavior with significant fluctuations.

Growth rate with different contamination. In this experiment, samples are simulated independently from the mixture distribution $(1 - \epsilon^R) \times N(1, 1) + \epsilon^R \times \text{Cauchy}(-1, 10)$ for $\epsilon^R = 10^{-3}, 10^{-2}, 10^{-1}$. Fig. 6 shows the growths of processes in logarithmic scale for both simple and composite alternative models: $P_1 = N(1, 1)$ (left) and $\mathcal{P}_1 = \{N(\mu, 1) : \mu \leq -0.5 \text{ or } \mu \geq 0.5\}$ (right). As expected, The growth rate of our robust tests increases as ϵ decreases. Notably, both

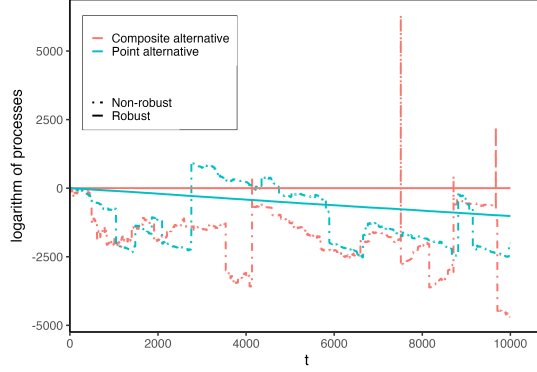


Figure 5: Data is drawn from $(1 - \epsilon^R) \times N(0, 1) + \epsilon^R \times \text{Cauchy}(-1, 10)$. The null is $\mathcal{P}_0 = \{N(\mu, 1) : -0/5 \leq \mu \leq 0/5\}$. Our robust tests are safe, but the non-robust tests exhibit unstable and unreliable behavior.

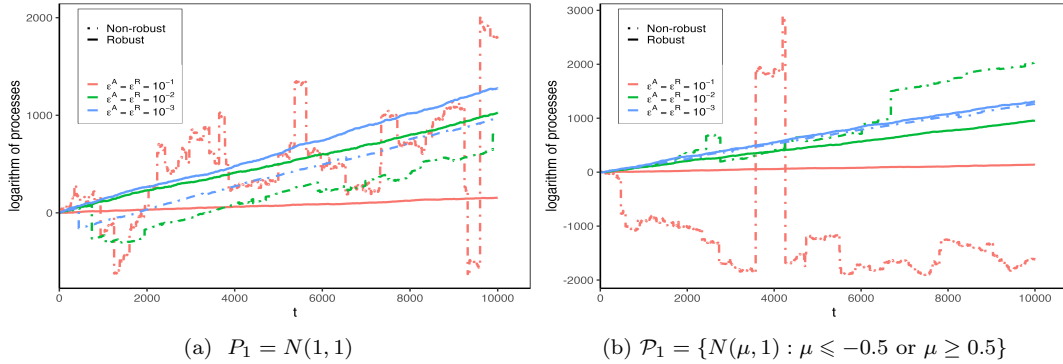


Figure 6: Data is drawn from $(1 - \epsilon^R) \times N(1, 1) + \epsilon^R \times \text{Cauchy}(-1, 10)$ and $\epsilon^A = \epsilon^R = 0.1, 0.01, 0.001$. The growth rate of our robust tests increases as ϵ decreases. As anticipated, The growth rates for our robust tests based on simple and composite alternatives almost overlap. The growth rates for our robust tests based on simple and composite alternatives in the left and right subfigures look similar.

simple and composite tests grow at similar rates (Fig. 6). It is also evident that non-robust tests exhibit highly erratic behavior, even when plotting the averages of 10 independent runs.

Comparison with non-robust tests when actual data has no contamination. Here, samples are drawn independently from $N(1, 1)$ without adding any contamination. Therefore, the non-robust RPr (for the simple alternative) and the predictable plug-in RPr method (for the composite alternative) are known to have optimal growth rates. Our objective is to check the cost incurred to safeguard against potential adversarial scenarios, despite the absence of actual contamination, where the existing non-robust methods could have been utilized instead. Fig. 7 shows that the growth of our robust test approaches that of the non-robust test, as ϵ decreases. Notably, the lines representing the simple and composite alternatives overlap across all four robust and non-robust tests. This demonstrates that the predictable plug-in method

effectively learns the data distribution from the composite alternative hypothesis.

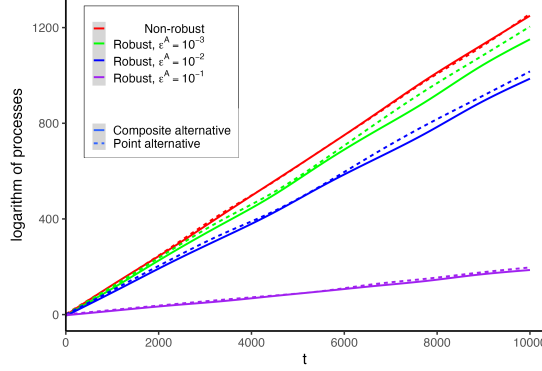


Figure 7: Data is drawn from $N(1, 1)$, $\epsilon^R = 0$ and $P_0 = N(1, 1)$. Here, the growth rate of our robust tests approaches that of the non-robust test, as ϵ decreases. The growth rates for our robust tests based on simple alternatives and composite alternatives almost overlap.

7 Conclusion

In this paper, we presented a general method for constructing level α robust sequential likelihood ratio test for composite nulls against composite alternatives, which are valid at arbitrary stopping times. We began by constructing an anytime-valid version of Huber’s robust SPRT. Overall, our robust SPRT provides a reliable solution for sequential anytime-valid testing in the presence of sequentially adaptive data contamination, balancing robustness and optimality. The growth rate of our test converges to the optimal growth rate as $\epsilon \rightarrow 0$. Building on this foundation, we extended our methodology to accommodate composite alternatives through a robust predictable plug-in approach, demonstrating that the growth rate of this test matches that of the Oracle, i.e., when the alternative distribution is known. Furthermore, we extended our method to composite null hypotheses through reverse information projection (RIPr), proving that it approaches the optimal growth rate as $\epsilon \rightarrow 0$. By integrating the plug-in and RIPr techniques, we propose a robust method for testing composite nulls vs composite alternatives, making our approach broadly applicable.

Acknowledgments

We thank Hongjian Wang, Shubhada Agrawal and Sivaraman Balakrishnan for helpful conversations.

A Proofs

Proof of Lemma 2.2. Define,

$$f(c) = P_0 [p_1/p_0 < c] + \frac{1}{c} P_1 [p_1/p_0 \geq c] = 1 + \int_{p_1/p_0 \geq c} (1/c - p_0/p_1) p_1 d\mu. \quad (43)$$

Note that $c = c''$ is a solution of the equation $f(c) = \frac{1}{1-\epsilon}$.

$$f(c + \delta) - f(c) = - \int_{c \leq p_1/p_0 \leq c+\delta} \left(\frac{1}{c} - \frac{p_0}{p_1} \right) p_1 d\mu - \frac{\delta}{c(c+\delta)} \int_{p_1/p_0 \geq c+\delta} p_1 d\mu \quad (44)$$

Therefore, $-\frac{\delta}{c(c+\delta)} \leq f(c + \delta) - f(c) \leq -\frac{\delta}{c(c+\delta)} P_1[p_1/p_0 \geq c + \delta]$, which implies that f is a continuous and decreasing function.

Let, $c_0 = \text{ess sup}_{[\mu]} \frac{p_1}{p_0}$. If $c_0 < \infty$, we have $f(c) = 1$, for $c \geq c_0$ and for $c < c_0$, $f(c)$ is strictly decreasing because $f(c + \delta) - f(c) \leq -\frac{\delta}{c(c+\delta)} P_1[p_1/p_0 \geq c + \delta] < 0$, for small $\delta > 0$.

Now, if $c_0 = \infty$, $f(c + \delta) - f(c) \leq -\frac{\delta}{c(c+\delta)} P_1[p_1/p_0 \geq c + \delta] < 0$, for all c and hence f is strictly decreasing with $\lim_{c \rightarrow \infty} f(c) = 1$.

Note that $\frac{1}{1-\epsilon} \downarrow 1$, as $\epsilon \downarrow 0$. Since, $f(c)$ is a strictly decreasing function for $c < c_0$, the solution of the equation $f(c) = \frac{1}{1-\epsilon}$ increases to c_0 in both cases. Therefore, we have $c'' \uparrow \text{ess sup}_{[\mu]} \frac{p_1}{p_0}$, as $\epsilon \rightarrow 0$. Similarly, one can show that $c' \downarrow \text{ess inf}_{[\mu]} \frac{p_1}{p_0}$, as $\epsilon \rightarrow 0$. \square

Proof of Lemma 2.3. Let, $c_0 = \text{ess sup}_{[\mu]} \frac{p_1}{p_0}$. If $c_0 < \infty$, $c'' \leq c_0$ and so $c''\epsilon \rightarrow 0$, as $\epsilon \rightarrow 0$.

Now, if $c_0 = \infty$, $c'' \rightarrow \infty$ as $\epsilon \rightarrow 0$.

From (5), $1 + \frac{1}{c''} P_1[p_1/p_0 \geq c''] \geq \frac{1}{1-\epsilon}$, which implies

$$c''\epsilon \leq (1 - \epsilon) P_1[p_1/p_0 \geq c''] \quad (45)$$

If $D_{\text{KL}}(P_1, P_0) < \infty$, we have $\mathbb{E}_{P_1} |\log(p_1/p_0)| < \infty$. Then,

$$\begin{aligned} P_1[p_1/p_0 \geq c''] &= P_1[\log(p_1/p_0) \geq \log c''] \leq P_1[|\log(p_1/p_0)| \geq \log c''] \\ &\leq \frac{\mathbb{E}_{P_1} |\log(p_1/p_0)|}{\log c''} \rightarrow 0, \end{aligned}$$

as $c'' \rightarrow \infty$. Hence, $c''\epsilon \rightarrow 0$, since $c'' \rightarrow \infty$, as $\epsilon \rightarrow 0$ for the case when $c_0 = \infty$. \square

Lemma A.1. For $j = 1, 2$, $Q_{j,\epsilon} \in H_j^\epsilon$, i.e., $D_{\text{TV}}(P_j, Q_{j,\epsilon}) \leq \epsilon$.

Proof. We can rewrite $q_{0,\epsilon}$ as

$$q_{0,\epsilon}(x) = (1 - \epsilon)p_0(x) + \epsilon h(x), \quad (46)$$

where $h(x) = \frac{1-\epsilon}{\epsilon} \left(\frac{1}{c''} p_1(x) - p_0(x) \right) \mathbb{1}(p_1(x)/p_0(x) > c'')$. Note that h is a valid density function since $h \geq 0$ and (46) implies that $\int h d\mu = 1$. Therefore, $D_{\text{TV}}(P_0, Q_{0,\epsilon}) \leq \epsilon$. For $j = 1$, the proof is similar. \square

Proof of Theorem 2.5. By SLLN,

$$\frac{\log R_n^\epsilon}{n} \rightarrow r_Q^\epsilon \text{ almost surely,} \quad (47)$$

where $r_Q^\epsilon = \mathbb{E}_Q \log \frac{q_{1,\epsilon}(X)}{q_{0,\epsilon}(X)} - \log \left(\mathbb{E}_{P_0} \frac{q_{1,\epsilon}(X)}{q_{0,\epsilon}(X)} + (c'' - c')\epsilon \right)$. Since by Lemma A.1, $D_{\text{TV}}(Q_{0,\epsilon}, P_0) \leq \epsilon$, we have

$$1 \geq \mathbb{E}_{Q_{0,\epsilon}} \frac{q_{1,\epsilon}(X)}{q_{0,\epsilon}(X)} \geq \mathbb{E}_{P_0} \frac{q_{1,\epsilon}(X)}{q_{0,\epsilon}(X)} - (c'' - c')\epsilon.$$

Hence, $r_Q^\epsilon \geq \mathbb{E}_Q \log \frac{q_{1,\epsilon}(X)}{q_{0,\epsilon}(X)} - \log(1 + 2(c'' - c')\epsilon)$. Note that $D_{\text{TV}}(Q_{1,\epsilon}, Q) < 2\epsilon$, so

$$\left| \mathbb{E}_Q \log \frac{q_{1,\epsilon}(X)}{q_{0,\epsilon}(X)} - \mathbb{E}_{Q_{1,\epsilon}} \log \frac{q_{1,\epsilon}(X)}{q_{0,\epsilon}(X)} \right| \leq 2(\log c'' - \log c')\epsilon. \quad (48)$$

Therefore,

$$r^\epsilon = \inf_{Q \in H_1^\epsilon} r_Q^\epsilon \geq D_{\text{KL}}(Q_{1,\epsilon}, Q_{0,\epsilon}) - 2(\log c'' - \log c')\epsilon - \log(1 + 2(c'' - c')\epsilon). \quad (49)$$

□

Proof of Theorem 2.6. From (5), we get $(1 - \epsilon)(1 + \frac{1}{c''}) \geq 1$, which implies $c'' \leq \frac{1}{\epsilon} - 1$. Similarly, from (6), we get $c' \geq \frac{\epsilon}{1 - \epsilon}$. Hence,

$$r^\epsilon \geq D_{\text{KL}}(Q_{1,\epsilon}, Q_{0,\epsilon}) - 4\epsilon \log \frac{1 - \epsilon}{\epsilon} - \log \left(3 - \frac{2\epsilon(1 - 2\epsilon)}{1 - \epsilon} \right). \quad (50)$$

The growth rate of an optimal robust test for H_0^ϵ vs H_1^ϵ cannot be better than $D_{\text{KL}}(Q_{1,\epsilon}, Q_{0,\epsilon})$, since any test for H_0^ϵ vs H_1^ϵ is a test for $Q_{0,\epsilon}$ vs $Q_{1,\epsilon}$ as well, for which we know that the growth rate can be at most $D_{\text{KL}}(Q_{1,\epsilon}, Q_{0,\epsilon})$. Therefore, the growth rate of our test can deviate from the optimal growth rate by at most $4\epsilon \log \frac{1 - \epsilon}{\epsilon} + \log \left(3 - \frac{2\epsilon(1 - 2\epsilon)}{1 - \epsilon} \right)$. □

Proof of Theorem 2.7. Define, $Z_\epsilon = \log \frac{q_{1,\epsilon}(X)}{q_{0,\epsilon}(X)}$ and $Z = \log \frac{p_1(X)}{p_0(X)}$. We write them as $Z_\epsilon = Z_\epsilon^+ - Z_\epsilon^-$, $Z = Z^+ - Z^-$. As $\epsilon \rightarrow 0$, $c'' \uparrow \text{ess sup}_{[\mu]} \frac{p_1}{p_0}$ and $c' \downarrow \text{ess inf}_{[\mu]} \frac{p_1}{p_0}$. Therefore, $Z_\epsilon^+ \uparrow Z^+$ and $Z_\epsilon^- \downarrow Z^-$ almost surely as $\epsilon \downarrow 0$. Therefore, using monotone convergence theorem, we have $\mathbb{E}_{P_1} Z_\epsilon^+ \uparrow \mathbb{E}_{P_1} Z^+$ and $\mathbb{E}_{P_1} Z_\epsilon^- \downarrow \mathbb{E}_{P_1} Z^-$, as $\epsilon \downarrow 0$. Since $D_{\text{KL}}(P_1, P_0) = \mathbb{E}_{P_1} Z^+ - \mathbb{E}_{P_1} Z^-$ exists, we have $\mathbb{E}_{P_1} \log \frac{q_{1,\epsilon}(X)}{q_{0,\epsilon}(X)} \rightarrow D_{\text{KL}}(P_0, P_1)$, as $\epsilon \rightarrow 0$.

Case I: If $D_{\text{KL}}(P_1, P_0) < \infty$, using Lemma 2.3 we have

$$\left| \mathbb{E}_{Q_{1,\epsilon}} \log \frac{q_{1,\epsilon}(X)}{q_{0,\epsilon}(X)} - \mathbb{E}_{P_1} \log \frac{q_{1,\epsilon}(X)}{q_{0,\epsilon}(X)} \right| \leq (c'' - c')\epsilon \rightarrow 0.$$

Therefore, $D_{\text{KL}}(Q_{1,\epsilon}, Q_{0,\epsilon}) \rightarrow D_{\text{KL}}(P_1, P_0)$, as $\epsilon \rightarrow 0$. Now, from Theorem 2.5 and Lemma 2.3, we have

$$r \geq D_{\text{KL}}(Q_{1,\epsilon}, Q_{0,\epsilon}) - 2(\log c'' - \log c')\epsilon - \log(1 + 2(c'' - c')\epsilon) \rightarrow D_{\text{KL}}(P_1, P_0). \quad (51)$$

And we must have, $r \leq D_{\text{KL}}(P_1, P_0)$. Thus, $r \rightarrow D_{\text{KL}}(P_1, P_0)$, as $\epsilon \rightarrow 0$.

Case II: If $D_{\text{KL}}(P_1, P_0) = \infty$, $\mathbb{E}_{P_1} \log \frac{q_{1,\epsilon}(X)}{q_{0,\epsilon}(X)} \rightarrow D_{\text{KL}}(P_0, P_1) = \infty$, as $\epsilon \rightarrow 0$. Also, $c'' \leq \frac{1}{\epsilon} - 1$ implies

$$\left| \mathbb{E}_{Q_{1,\epsilon}} \log \frac{q_{1,\epsilon}(X)}{q_{0,\epsilon}(X)} - \mathbb{E}_{P_1} \log \frac{q_{1,\epsilon}(X)}{q_{0,\epsilon}(X)} \right| \leq (c'' - c')\epsilon \leq 1.$$

Therefore, $D_{\text{KL}}(Q_{1,\epsilon}, Q_{0,\epsilon}) \rightarrow D_{\text{KL}}(P_1, P_0) = \infty$, as $\epsilon \rightarrow 0$. From (50),

$$r \geq D_{\text{KL}}(Q_{1,\epsilon}, Q_{0,\epsilon}) - 4\epsilon \log \frac{1 - \epsilon}{\epsilon} - \log(1 + 2(c'' - c')\epsilon) \rightarrow \infty, \text{ as } \epsilon \rightarrow 0. \quad (52)$$

Therefore, in both the cases we have $r \rightarrow D_{\text{KL}}(P_1, P_0)$, as $\epsilon \rightarrow 0$. □

Lemma A.2. Assume that $P_i(p_1/p_0 = c) = 0$, for all $c \in \mathbb{R}$ and for $i = 0, 1$. If $\hat{p}_n \rightarrow p_1$ almost surely as $n \rightarrow \infty$ and c'_n, c''_n are solutions of (23) and (24) respectively, then $c''_n \rightarrow c''$ and $c'_n \rightarrow c'$ almost surely as $n \rightarrow \infty$, where c' and c'' are solutions of (5) and (6).

Proof. Define, $A_n = \{x : \hat{p}_n(x)/p_0(x) > c\}$ and $A = \{x : p_1(x)/p_0(x) > c\}$.

For $x \in A$ (where $p_1/p_0 > c$): There exists an N such that for all $n \geq N$, $\hat{p}_n/p_0 > c$. Hence, $x \in A_n$ for $n \geq N$. This implies that:

$$A \subseteq \liminf_{n \rightarrow \infty} A_n.$$

For $x \notin A$ (where $p_1/p_0 \leq c$):

- If $p_1/p_0 < c$, then for sufficiently large n , $\hat{p}_n < c$, and hence $x \notin A_n$.
- If $p_1/p_0 = c$, then the set of such points forms the boundary. By assumption, this set has zero probability.

Thus:

$$P_1(\limsup_{n \rightarrow \infty} A_n) \leq P_1(A) \leq P_1(\liminf_{n \rightarrow \infty} A_n).$$

Consider:

$$\hat{P}_n(A_n) = \int_{A_n} \hat{p}_n d\mu.$$

Since $\hat{p}_n \rightarrow p_1$ pointwise, Scheffe's theorem gives $\int |\hat{p}_n - p_1| d\mu \rightarrow 0$.

$$\int_{A_n} \hat{p}_n d\mu \leq \int_{A_n} p_1 d\mu + \int_{A_n} |\hat{p}_n - p_1| d\mu \leq \int_{A_n} p_1 d\mu + \int |\hat{p}_n - p_1| d\mu.$$

Therefore:

$$\limsup_{n \rightarrow \infty} \hat{P}_n(A_n) \leq \limsup_{n \rightarrow \infty} \int_{A_n} p_1 d\mu = \limsup_{n \rightarrow \infty} P_1(A_n) \leq P_1(\limsup_{n \rightarrow \infty} A_n) \leq P_1(A).$$

Similarly.

$$\int_{A_n} \hat{p}_n d\mu \geq \int_{A_n} p_1 d\mu - \int_{A_n} |\hat{p}_n - p_1| d\mu \geq \int_{A_n} p_1 d\mu - \int |\hat{p}_n - p_1| d\mu.$$

Therefore:

$$\liminf_{n \rightarrow \infty} \hat{P}_n(A_n) \geq \liminf_{n \rightarrow \infty} \int_{A_n} p_1 d\mu = \liminf_{n \rightarrow \infty} P_1(A_n) \geq P_1(\liminf_{n \rightarrow \infty} A_n) \geq P_1(A).$$

Combining the upper and lower bounds, we conclude:

$$\lim_{n \rightarrow \infty} \hat{P}_n[\hat{p}_n/p_0 > c] = P_1[p_1/p_0 > c].$$

Similarly, one can show that

$$\lim_{n \rightarrow \infty} \hat{P}_n[\hat{p}_n/p_0 < c] = P_1[p_1/p_0 < c].$$

Define,

$$f_n(c) = P_0 [\hat{p}_n/p_0 < c] + \frac{1}{c} \hat{P}_n [\hat{p}_n/p_0 \geq c], \quad f(c) = P_0 [p_1/p_0 < c] + \frac{1}{c} P_1 [p_1/p_0 \geq c]$$

$$g_n(c) = \hat{P}_n [\hat{p}_n/p_0 > c] + c P_0 [\hat{p}_n/p_0 \leq c], \quad g(c) = P_1 [p_1/p_0 > c] + c P_0 [p_1/p_0 \leq c].$$

Then, it follows from what we have shown above that $f_n \rightarrow f$ and $g_n \rightarrow g$ pointwise. In Lemma 2.2, we have shown that f_n, g_n, f, g are all strictly monotone and continuous. Therefore, pointwise convergence implies uniform convergence, and hence, $c_n'' = f_n^{-1}(\frac{1}{1-\epsilon}) \rightarrow f^{-1}(\frac{1}{1-\epsilon}) = c''$ and $c_n' = g_n^{-1}(\frac{1}{1-\epsilon}) \rightarrow g^{-1}(\frac{1}{1-\epsilon}) = c'$. \square

Proof of Theorem 3.2. We have $\hat{p}_n \rightarrow p_1^H$. It follows from Lemma A.2 that $c_n'' \rightarrow c_H''$, $c_n' \rightarrow c_H'$. We have $\hat{q}_{n,1,\epsilon}/\hat{q}_{n,0,\epsilon} \rightarrow q_{1,\epsilon}/q_{0,\epsilon}$ almost surely as $n \rightarrow \infty$ and that would immediately imply $\log \hat{E}_{\epsilon,n}(X_n) - \log E_\epsilon^H(X_n) \rightarrow 0$ almost surely as $n \rightarrow \infty$, where

$$E_\epsilon^H(x) = \frac{\frac{q_{1,\epsilon}^H(x)}{q_{0,\epsilon}^H(x)}}{\mathbb{E}_{X \sim P_0} \left[\frac{q_{1,\epsilon}^H(X)}{q_{0,\epsilon}^H(X)} \right] + (c_H'' - c_H')\epsilon}.$$

Therefore,

$$\frac{1}{n} \log R_{n,\epsilon}^{\text{plug-in}} = \frac{1}{n} \sum_{i=1}^n \left(\log \hat{E}_{\epsilon,i}(X_i) - \log E_\epsilon^H(X_i) \right) + \frac{1}{n} \sum_{i=1}^n \log E_\epsilon^H(X_i) \rightarrow \mathbb{E}_H \log E_\epsilon^H(X),$$

since the first term converges to 0 and the second term converges to $r_{H,\epsilon}^{\text{plug-in}} = \mathbb{E}_H \log E_\epsilon^H(X)$, by SLLN.

Now, following similar steps as in Theorem 2.5, one can easily show that $r_{H,\epsilon}^{\text{plug-in}} = \mathbb{E}_H \log E_\epsilon^H(X) \geq D_{\text{KL}}(Q_{1,\epsilon}^H, Q_{0,\epsilon}^H) - 2(\log c_H'' - \log c_H')\epsilon - \log(1 + 2(c_H'' - c_H')\epsilon)$. \square

Proof of Proposition 4.2. It is easy to verify that Lemma 2.2 and Lemma 2.3 holds when P_0 is sub-probability distribution as well. Now, Lemma 2.2 implies $\frac{q_{1,\epsilon}(X)}{q_{0,\epsilon}(X)} \rightarrow \frac{p_1(X)}{p_0(X)}$ almost surely, as $\epsilon \rightarrow 0$ and therefore, $\mathbb{E}_P \frac{q_{1,\epsilon}(X)}{q_{0,\epsilon}(X)} \rightarrow \mathbb{E}_P \frac{p_1(X)}{p_0(X)}$, as $\epsilon \rightarrow 0$. Since $0 \leq c' < c''$, Lemma 2.3 implies $(c'' - c')\epsilon \rightarrow 0$, since we assumed $D_{\text{KL}}(P_1, P_0) < \infty$.

(Li, 1999, Theorem 4.3) proves that $\int p_1 \frac{p}{p_1} < 1$, for all density p whose corresponding probability measure P belongs to \mathcal{P}_0 , which implies $\sup_{P \in \mathcal{P}_0} \mathbb{E}_P \frac{p_1(X)}{p_0(X)} \leq 1$, for all $P \in \mathcal{P}_0$.

To show the reverse inequality, define, $B'(x) := \frac{\frac{p_1(X)}{p_0(X)}}{\sup_{P \in \mathcal{P}_0} \mathbb{E}_P \frac{p_1(X)}{p_0(X)}}$. Then it is clear that $\mathbb{E}_P B'(X) \leq 1$ for all $P \in \mathcal{P}_0$. Since $B(X)$ is growth rate optimal (GRO), we have $\mathbb{E}_P \log B'(X) \leq \mathbb{E}_P \log B(X)$, which implies $\sup_{P \in \mathcal{P}_0} \mathbb{E}_P \frac{p_1(X)}{p_0(X)} \geq 1$.

Combining the above two arguments, we obtain $\sup_{P \in \mathcal{P}_0} \mathbb{E}_P \frac{p_1(X)}{p_0(X)} = 1$.

So,

$$\sup_{P \in \mathcal{P}_0} \mathbb{E}_{X \sim P} \left[\frac{q_{1,\epsilon}(X)}{q_{0,\epsilon}(X)} \right] \rightarrow 1, \text{ as } s\epsilon \rightarrow 0 \quad (53)$$

Therefore, we obtain $B_\epsilon(X) \rightarrow B^*(X)$ almost surely as $\epsilon \rightarrow 0$ and for any $n \in \mathbb{N}$,

$$R_{n,\epsilon}^{\text{RIPr}} = \prod_{i=1}^n B_\epsilon(X_i) \xrightarrow{a.s.} \prod_{i=1}^n B^*(X_i) = \prod_{i=1}^n p_0(X_i)/p_1(X_i) \text{ as } \epsilon \rightarrow 0. \quad (54)$$

□

Proof of Theorem 4.3. By SLLN,

$$\frac{\log R_{n,\epsilon}^{\text{RIPr}}}{n} \rightarrow r_{\text{RIPr}}^{Q,\epsilon} \text{ almost surely,} \quad (55)$$

where $r_{\text{RIPr}}^{Q,\epsilon} = \mathbb{E}_Q \log \frac{q_{1,\epsilon}(X)}{q_{0,\epsilon}(X)} - \log \left(\sup_{P \in \mathcal{P}_0} \mathbb{E}_{X \sim P} \left[\frac{q_{1,\epsilon}(X)}{q_{0,\epsilon}(X)} \right] + (c'' - c')\epsilon \right)$.

Note that $D_{\text{TV}}(Q_{1,\epsilon}, Q) < 2\epsilon$, so

$$\left| \mathbb{E}_Q \log \frac{q_{1,\epsilon}(X)}{q_{0,\epsilon}(X)} - \mathbb{E}_{Q_{1,\epsilon}} \log \frac{q_{1,\epsilon}(X)}{q_{0,\epsilon}(X)} \right| \leq 2(\log c'' - \log c')\epsilon. \quad (56)$$

Therefore,

$$r_{\text{RIPr}}^\epsilon = \inf_{Q \in H_1^\epsilon} r_{\text{RIPr}}^{Q,\epsilon} \geq D_{\text{KL}}(Q_{1,\epsilon}, Q_{0,\epsilon}) - 2(\log c'' - \log c')\epsilon - \log \left(\sup_{P \in \mathcal{P}_0} \mathbb{E}_P \frac{q_{1,\epsilon}(X)}{q_{0,\epsilon}(X)} + (c'' - c')\epsilon \right).$$

□

Proof of Theorem 4.4. From (30), we get $(1 - \epsilon)(k + \frac{1}{c''}) \geq k$, which implies $kc'' \leq \frac{1}{\epsilon} - 1$. Similarly, from (6), we get $kc' \geq \frac{\epsilon}{1 - \epsilon}$. Therefore, $(\log c'' - \log c')\epsilon \rightarrow 0$, as $\epsilon \rightarrow 0$. From Lemma 2.2, we have $E_{P_1} \log \frac{q_{1,\epsilon}(X)}{q_{0,\epsilon}(X)} \rightarrow D_{\text{KL}}(P_1, P_0)$, as $\epsilon \rightarrow 0$. Note that $D_{\text{TV}}(P_1, Q) \leq \epsilon$, so

$$\left| \mathbb{E}_Q \log \frac{q_{1,\epsilon}(X)}{q_{0,\epsilon}(X)} - \mathbb{E}_{P_1} \log \frac{q_{1,\epsilon}(X)}{q_{0,\epsilon}(X)} \right| \leq (\log c'' - \log c')\epsilon. \quad (57)$$

Therefore, $\mathbb{E}_Q \log \frac{q_{1,\epsilon}(X)}{q_{0,\epsilon}(X)} \rightarrow D_{\text{KL}}(P_1, P_0)$, as $\epsilon \rightarrow 0$. From Lemma 2.3 and (53), we have

$\log \left(\sup_{P \in \mathcal{P}_0} \mathbb{E}_{X \sim P} \left[\frac{q_{1,\epsilon}(X)}{q_{0,\epsilon}(X)} \right] + (c'' - c')\epsilon \right) \rightarrow 0$. Hence,

$$r_{\text{RIPr}}^{Q,\epsilon} = \mathbb{E}_Q \log \frac{q_{1,\epsilon}(X)}{q_{0,\epsilon}(X)} - \log \left(\sup_{P \in \mathcal{P}_0} \mathbb{E}_{X \sim P} \left[\frac{q_{1,\epsilon}(X)}{q_{0,\epsilon}(X)} \right] + (c'' - c')\epsilon \right) \rightarrow D_{\text{KL}}(P_1, P_0). \quad (58)$$

Thus, $r_{\text{RIPr}}^\epsilon = \inf_{Q \in H_1^\epsilon} r_{\text{RIPr}}^{Q,\epsilon} \rightarrow D_{\text{KL}}(P_1, P_0)$, as $\epsilon \rightarrow 0$.

□

Lemma A.3 (Section 5.5 of Larsson et al. (2024)). *Consider the exponential family densities: $p_\theta(x) = h(x) \exp(\theta T(x) - A(\theta))$ with $A : \mathbb{R}^d \rightarrow \mathbb{R}$ be such that a convex and differentiable function. Let, P_{θ^*} be the RIPr of P_{θ_1} on $\mathcal{P}_0 = \{P_\theta : \theta \in [a, b] \text{ for some } -\infty \leq a \leq b \leq \infty\}$ and $\theta_1 \notin [a, b]$. Then P_{θ^*} has density p_{θ^*} , where θ^* is the closest element in $[a, b]$ from θ_1 .*

Proof. It is enough to show that $\mathbb{E}_{\theta_1}(p_\theta/p_{\theta^*}) \leq 1$, for all $\theta \in \theta_0$ (Larsson et al., 2024, Theorem 4.7). Now,

$$\begin{aligned}\mathbb{E}_{\theta_1}(p_\theta(X)/p_{\theta^*}(X)) &= \mathbb{E}_{\theta_1}(\exp\{(\theta_1 - \theta^*)T_k(X) - A(\theta) + A(\theta^*)\}) \\ &= \int \exp\{(\theta_1 - \theta^*)T_k(x) - A(\theta) + A(\theta^*) + \theta_1 T(x) - A(\theta_1)\} h(x) dx \\ &= \exp\{A(\theta_1 - \theta^* + \theta_1) - A(\theta) + A(\theta^*) - A(\theta_1)\}\end{aligned}$$

Since A is convex, its derivative A' is increasing and either $\theta_1 < \theta^* \leq \theta$ or $\theta_1 > \theta^* \geq \theta$. So,

$$\begin{aligned}A(\theta_1 - \theta^* + \theta_1) - A(\theta_1) &= \int_0^1 (\theta - \theta^*) A'(\theta_1 + t(\theta - \theta^*)) dt \\ &\leq \int_0^1 (\theta - \theta^*) A'(\theta_1 + t(\theta^* - \theta^*)) dt \\ &= A(\theta) - A(\theta^*).\end{aligned}$$

Therefore, $\mathbb{E}_{\theta_1}(p_\theta/p_{\theta^*}) \leq 1$, for all $\theta \in \theta_0$. \square

Proof of Theorem 5.2. By the above lemma, its RIPr would have density $\hat{p}_{0,n} = p_{\hat{\theta}_n^*}$, where $\hat{\theta}_n^*$ is the nearest element in $[a, b]$ from $\hat{\theta}_n \notin [a, b]$ (so $\hat{\theta}_n^*$ is either a or b). Since $\hat{\theta}_n \rightarrow \theta_1(H)$, $\hat{\theta}_n^*$ converges to either a or b , we call the limit $\theta_0(H)$. We have $\hat{\theta}_n^* \rightarrow \theta_0(H)$. By lemma, we also have that the RIPr P_0^H of P_1^H has density $p_0^H = p_{\theta_0(H)}$. Therefore, we now have that $\hat{p}_{0,n} \rightarrow p_0^H$, and $\hat{p}_{1,n} \rightarrow p_1^H$. Define,

$$B_\epsilon^H(x) = \frac{\frac{q_{1,\epsilon}^H(x)}{q_{0,\epsilon}^H(x)}}{\sup_{P \in \mathcal{P}_0} \mathbb{E}_{X \sim P} \left[\frac{q_{1,\epsilon}^H(X)}{q_{0,\epsilon}^H(X)} \right] + (c_H'' - c_H')\epsilon}.$$

Since $c_n'' \rightarrow c_H'', c_n' \rightarrow c_H'$, we have $\hat{q}_{n,1,\epsilon}/\hat{q}_{n,0,\epsilon} \rightarrow q_{1,\epsilon}^H/q_{0,\epsilon}^H$ almost surely as $n \rightarrow \infty$ and that would immediately imply $\log \hat{B}_{\epsilon,i}(X_i) - \log B_\epsilon^H(X_i) \rightarrow 0$ almost surely as $n \rightarrow \infty$.

$$\frac{1}{n} \log R_{n,\epsilon}^{\text{plug-in}, \text{RIPr}} = \frac{1}{n} \sum_{i=1}^n \left(\log \hat{B}_{n,\epsilon}(X_i) - \log B_\epsilon^H(X_i) \right) + \frac{1}{n} \sum_{i=1}^n \log B_\epsilon^H(X_i) \rightarrow r_{\text{RIPr}, \text{plug-in}}^{H,\epsilon},$$

since the first term converges to 0 and the second term converges to $r_{\text{RIPr}, \text{plug-in}}^{Q,\epsilon} = \mathbb{E}_H \log B_\epsilon^H(X)$, by SLLN. Imitating the proof in Theorem 4.3,

$$\begin{aligned}r_{\text{RIPr}, \text{plug-in}}^{H,\epsilon} &= \mathbb{E}_H \log B_\epsilon^H(X) \\ &\geq \mathbb{E}_{P_{\theta_1}} \log(q_{1,\epsilon}^H/q_{0,\epsilon}^H) - (\log c_H'' - \log c_H')\epsilon - \log \left(\sup_{P \in \mathcal{P}_0} \mathbb{E}_P \frac{q_{1,\epsilon}^H(X)}{q_{0,\epsilon}^H(X)} + (c_H'' - c_H')\epsilon \right).\end{aligned}$$

$$\text{From (45), } c_H''\epsilon \leq (1 - \epsilon)P_1^H [p_1^H/p_0 \geq c_H''] \leq \frac{\mathbb{E}_{P_{\theta_1(H)}} |\log(p_{\theta_1(H)}/p_{\theta_0(H)})|}{\log c_H''}.$$

So, $\lim_{\epsilon \rightarrow 0} \sup_{H: D_{\text{TV}}(H, P_{\theta_1}) \leq \epsilon} c_H''\epsilon \leq \lim_{\epsilon \rightarrow 0} \sup_{H: D_{\text{TV}}(H, P_{\theta_1}) \leq \epsilon} \frac{\mathbb{E}_{P_{\theta_1(H)}} |\log(p_{\theta_1(H)}/p_{\theta_0(H)})|}{\log c_H''} = 0$, since

$\lim_{\epsilon \rightarrow 0} \sup_{H: D_{\text{TV}}(H, P_{\theta_1}) \leq \epsilon} \mathbb{E}_{P_{\theta_1(H)}} |\log(p_{\theta_1(H)}/p_{\theta_0(H)})| < \infty$, as $b_{\theta_1}(\epsilon) < \infty$ and

$\lim_{\epsilon \rightarrow 0} \inf_{H: D_{\text{TV}}(H, P_{\theta_1}) \leq \epsilon} \log c_H'' = \infty$.

Therefore, $\lim_{\epsilon \rightarrow 0} \sup_{H: D_{\text{TV}}(H, P_{\theta_1}) \leq \epsilon} (c_H'' - c_H')\epsilon = 0$ and $\lim_{\epsilon \rightarrow 0} \sup_{H: D_{\text{TV}}(H, P_{\theta_1}) \leq \epsilon} (\log c_H'' - \log c_H')\epsilon = 0$.

Note that $\frac{q_{1,\epsilon}^H(X)}{q_{0,\epsilon}^H(X)} = \min\{c_H', \max\{c_H'', \exp((\theta_1(H) - \theta_0(H))T(x) - A(\theta_1(H)) + A(\theta_0(H)))\}\}$.

Since $\lim_{\epsilon \rightarrow 0} \sup_{H: D_{\text{TV}}(H, P_{\theta_1}) \leq \epsilon} |\theta_1(H) - \theta_1| = 0$, $\lim_{\epsilon \rightarrow 0} \sup_{H: D_{\text{TV}}(H, P_{\theta_1}) \leq \epsilon} |\theta_0(H) - \theta_0| = 0$, where θ_0 is the RIPr corresponding to θ_1 (using previous lemma).

Therefore, $\lim_{\epsilon \rightarrow 0} \sup_{H: D_{\text{TV}}(H, P_{\theta_1}) \leq \epsilon} \sup_{P \in \mathcal{P}_0} \mathbb{E}_P \frac{q_{1,\epsilon}^H(X)}{q_{0,\epsilon}^H(X)} = \sup_{P \in \mathcal{P}_0} \mathbb{E}_P \frac{p_{\theta_1}(X)}{p_{\theta_0}(X)} = 1$

Similarly, $\lim_{\epsilon \rightarrow 0} \inf_{H: D_{\text{TV}}(H, P_{\theta_1}) \leq \epsilon} \mathbb{E}_{P_{\theta_1}} \log(q_{1,\epsilon}^H/q_{0,\epsilon}^H) = \mathbb{E}_{P_{\theta_1}} \left(\log \frac{p_{\theta_1}(X)}{p_{\theta_0}(X)} \right) = D_{\text{KL}}(P_{\theta_1}, P_{\theta_0})$.

Therefore, we proved

$$\inf_{H: D_{\text{TV}}(H, P_{\theta_1}) \leq \epsilon} r_{\text{RIPr, plug-in}}^{H, \epsilon} \rightarrow r^*.$$

□

References

- S. Agrawal, T. Mathieu, D. Basu, and O.-A. Maillard. Crimed: Lower and upper bounds on regret for bandits with unbounded stochastic corruption. In *Proceedings of The 35th International Conference on Algorithmic Learning Theory*, volume 237 of *Proceedings of Machine Learning Research*, pages 74–124, 2024.
- F. J. Anscombe. Rejection of outliers. *Technometrics*, 2(2):123–146, 1960.
- P. J. Bickel. On some robust estimates of location. *The Annals of Mathematical Statistics*, pages 847–858, 1965.
- L. Breiman. Optimal gambling systems for favorable games. *Proceedings of the Fourth Berkeley Symposium on Mathematical Statistics and Probability*, 1961.
- T. M. Cover. Log optimal portfolios. In *Chapter in “Gambling Research: Gambling and Risk Taking,” Seventh International Conference*, volume 4, 1987.
- D. A. Darling and H. Robbins. Some nonparametric sequential tests with power one. *Proceedings of the National Academy of Sciences*, 61(3):804–809, 1968.
- P. Grünwald, R. de Heide, and W. M. Koolen. Safe testing. *Journal of the Royal Statistical Society Series B: Statistical Methodology*, 2024.
- S. R. Howard, A. Ramdas, J. McAuliffe, and J. Sekhon. Time-uniform Chernoff bounds via nonnegative supermartingales. *Probability Surveys*, 2020.
- S. R. Howard, A. Ramdas, J. McAuliffe, and J. Sekhon. Time-uniform, nonparametric, nonasymptotic confidence sequences. *Annals of Statistics*, 2021.
- P. Huber. *Robust Statistics*. Wiley Series in Probability and Statistics - Applied Probability and Statistics Section Series. Wiley, 2004. ISBN 9780471650720.

- P. J. Huber. Robust estimation of a location parameter. *The Annals of Mathematical Statistics*, pages 73–101, 1964.
- P. J. Huber. A robust version of the probability ratio test. *The Annals of Mathematical Statistics*, pages 1753–1758, 1965.
- P. J. Huber. Robust confidence limits. *Zeitschrift für Wahrscheinlichkeitstheorie und verwandte Gebiete*, 10(4):269–278, 1968.
- R. Johari, P. Koomen, L. Pekelis, and D. Walsh. Always valid inference: Continuous monitoring of a/b tests. *Operations Research*, 70(3):1806–1821, 2022.
- J. L. Kelly. A new interpretation of information rate. *The Bell System Technical Journal*, 35(4):917–926, 1956.
- T. Lardy, P. Grünwald, and P. Harremoës. Universal reverse information projections and optimal e-statistics. *IEEE Transactions of Information Theory (to appear)*, 2024.
- M. Larsson, A. Ramdas, and J. Ruf. The numeraire e-variable and reverse information projection. *Annals of Statistics (minor revision)*, *arXiv:2402.18810*, 2024.
- Q. J. Li. Estimation of mixture models. *PhD Thesis*, 1999.
- B. Park, S. Balakrishnan, and L. Wasserman. Robust universal inference. *arXiv preprint arXiv:2307.04034*, 2023.
- P. X. Quang. Robust sequential testing. *The Annals of Statistics*, pages 638–649, 1985.
- A. Ramdas, J. Ruf, M. Larsson, and W. M. Koolen. Testing exchangeability: Fork-convexity, supermartingales and e-processes. *International Journal of Approximate Reasoning*, 141:83–109, 2022.
- A. Ramdas, P. Grünwald, V. Vovk, and G. Shafer. Game-theoretic statistics and safe anytime-valid inference. *Statistical Science*, 2023.
- H. Robbins. Statistical methods related to the law of the iterated logarithm. *The Annals of Mathematical Statistics*, 41(5):1397–1409, 1970.
- A. Saha and A. Ramdas. Testing exchangeability by pairwise betting. In *International Conference on Artificial Intelligence and Statistics*, pages 4915–4923. PMLR, 2024.
- G. Shafer. Testing by betting: A strategy for statistical and scientific communication. *Journal of the Royal Statistical Society Series A: Statistics in Society*, 184(2):407–431, 2021.
- G. Shafer and V. Vovk. *Game-theoretic foundations for probability and finance*, volume 455. John Wiley & Sons, 2019.
- J. W. Tukey. A survey of sampling from contaminated distributions. *Contributions to probability and statistics*, pages 448–485, 1960.
- J. Ville. Etude critique de la notion de collectif. *Bull. Amer. Math. Soc.*, 45(11):824, 1939.
- A. Wald. Sequential tests of statistical hypotheses. *The Annals of Mathematical Statistics*, 16(2):117–186, 1945.
- A. Wald. Sequential analysis. *Wiley, New York*, 1947.
- H. Wang and A. Ramdas. Huber-robust confidence sequences. In *International Conference on Artificial Intelligence and Statistics*, pages 9662–9679. PMLR, 2023.

- L. Wasserman, A. Ramdas, and S. Balakrishnan. Universal inference. *Proceedings of the National Academy of Sciences*, 117(29):16880–16890, 2020.
- I. Waudby-Smith and A. Ramdas. Confidence sequences for sampling without replacement. *Advances in Neural Information Processing Systems*, 33:20204–20214, 2020.
- I. Waudby-Smith and A. Ramdas. Estimating means of bounded random variables by betting. *Journal of the Royal Statistical Society Series B (Methodology)*, with discussion, 2023.