

# Quantum Generative Adversarial Networks: Generating and Detecting Quantum Product States

James E Steck  
*Dept. of Aerospace Engineering*  
Wichita State University  
Wichita, KS USA  
ORCID 0000-0002-6195-9122

Elizabeth C Behrman  
*Dept. of Mathematics, Statistics and Physics*  
Wichita State University  
Wichita, KS USA

**Abstract**—Machine learning can be used as a systematic method to non-algorithmically “program” quantum computers. Quantum machine learning enables us to perform computations without breaking down an algorithm into its gate “building blocks”, eliminating that difficult step and potentially reducing unnecessary complexity. In addition, the machine learning approach is robust to both noise and to decoherence, which is ideal for running on inherently noisy NISQ devices which are limited in the number of qubits available for error correction. Here we apply our prior work in quantum machine learning technique, to create a QGAN, a quantum analog to the classical StyleNet GANs developed by Keras for image generation and classification. A quantum system is used as a generator and a separate quantum system is used as a discriminator. The generator Hamiltonian quantum parameters are augmented by quantum “style” parameters which play the role of the style parameters used by Keras. Both generator parameters are trained in a GAN MinMax problem along with quantum parameters of the discriminator Hamiltonian. We choose a problem to demonstrate the QGAN that has purely quantum information. The task is to generate and discriminate quantum product states. “Real” product states are generated to be detected and separated from “fake” quantum product states generated by the quantum generator. The problem of detecting quantum product states is chosen to demonstrate the QGAN because it is well known as purely quantum mechanical, has no classical analog and is an open problem for quantum product states of more than 2 qubits. With proper encoding of image pixels into quantum states as density matrices, the method demonstrated here for this quantum problem is applicable to GAN image generation and detection, the problem so successfully demonstrated by Keras’s classical GAN, but can be hosted on and taking advantage of the nature of quantum computers.

**Keywords**—*quantum machine learning, Levenberg-Marquardt, GANs, product states, quantum neural networks, generative adversarial networks*

## I. INTRODUCTION

For over thirty years now the scientific community has known that quantum computing has the potential to take a giant leap forward in computing capabilities, solving problems difficult or even impossible to solve classically. Recently the broader community’s interest has exploded, and startups and investment are growing. But there remain major obstacles to the implementation of macroscopic quantum computing: hardware

problems of noise, decoherence, and scaling; and software problems of error correction and, most important, algorithm construction. Finding truly quantum algorithms turns out to be quite difficult. There are still only a very few. Most are based on one of three methods: quantum Fourier transform methods, like Shor’s [1]; amplitude amplification, like Grover’s [2]; and quantum walks [3]. Shor’s, and some quantum walk algorithms, provide an exponential advantage over the best-known classical algorithm, and this is usually what people are thinking of for the really hard problems. But amplitude amplification only gives a quadratic speedup. It is not known whether a quantum advantage even exists for broad classes of problems [4] [5], or, if it does, whether it will be exponential or somewhat weaker. Even when the existence of an advantage can be proved, explicit construction of the algorithm is still not easy let alone obvious.

Now, the usual algorithmic approach is a kind of “building block” strategy, in which the procedure is formulated as a sequence of steps (quantum gates) from a universal set, e.g., a sequence of CNOT, Hadamard, and phase shift gates. This is of course exactly analogous to the way in which we usually do classical computing, as a series of logical gates operating on bits. As an alternative to the building block paradigm, since the 1990s our research group has been investigating a different approach, a combining of quantum computing and machine learning as quantum artificial neural networks. With this approach, the quantum system itself learns how to solve the problem, designing its own algorithm in a sense. Moreover, we have shown [6] [7] that not only does this give us obviation of the program design obstacle, but also gives us near-automatic scaling [8], robustness to noise and to decoherence [9], and speedup over classical learning [10].

The basic idea is that a quantum system can itself act as a neural network: The state of the system at the initial time is the “input”; a measurement (observable) on the system at the final time is the “output”; the states of the system at intermediate times are the hidden layers of the network. If we know enough about the computation desired to be able to construct a comprehensive set of input-output pairs from which the net can

generalize, then, we can use techniques of machine learning to bypass the algorithm-construction problem.

Machine learning, via shallow and then deep convolutional neural networks has been used for a huge variety of AI tasks since the late 80's, including data processing, recognition, classification, and novel data generation. In 2014 Ian J. Goodfellow et al. [28] introduced the Generative Adversarial Network, or GAN. This is a structure containing two deep networks, the green blocks in Figure 1: a generator that inputs a vector from a random pool, and learns to generate fake data, and a discriminator network that learns to classify data as either a generated fake or belonging to a real data source. The learning occurs by pitting the discriminator and the generator against each other in a min/max zero-sum game; the discriminator learning cost function is its error in classifying the fake and real data, the generator cost function is how right the discriminator classified the fake data it generated. GANs have been successful in image synthesis, translation, enhancement, speech synthesis, composition and sparse data set augmentation [29, 30]. Others have used GANs to create artwork in the style of famous artists, some of which sold at auction for six figures. One of the most visually impressive and successful GANs are the image generation work of Karras et al. in 2018 at Nvidia [31, 32]. This motivated us toward applying our prior work on machine learning for quantum computing to create a QGAN that mimics the approach of Karras's Stylegan [33] but takes advantage of a quantum computing framework and its ability to represent high resolution images in very few quantum bits, as opposed to the large number of classical bits required.

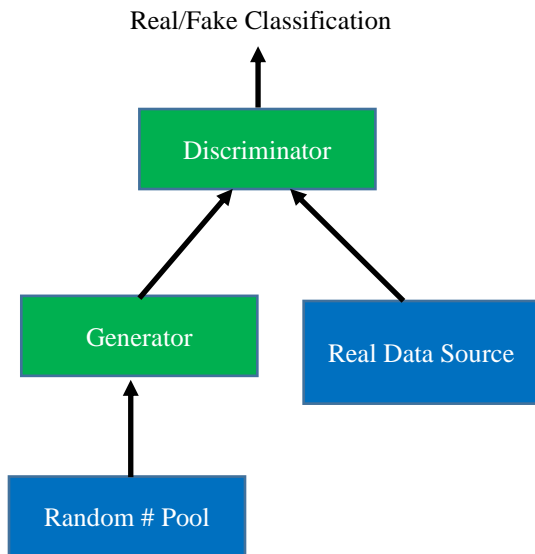


Figure 1 Classical GAN

Shortly after Karras's success in image generation with GANs, Seth Lloyd at MIT [6] proposed the theory of a Quantum GAN (QGAN) and showed that, because of the nature of quantum systems, it is much easier to prove the convergence

properties of a QGAN. A quantum GAN would replace the deep convolution classical network of classical GANs needing a massive NVIDIA server cluster implementing the deep network, with a quantum computer of much less complexity. Pierre-Luc Dallaire-Demers at Xanadu [24] published a QGAN structure based on the quantum computational gate model used in IBM's as well as other Noisy Intermediate Scale Quantum (NISQ) hardware. This gate model is how most algorithms are created for quantum computation, yet, with this model, it is in practice difficult to program a quantum computer for more than just a few specific tasks. Carlos Bravo-Prieto et al. explore the use of a QGAN to generate Monte Carlo events. [40] They use a quantum generator and classical discriminator. Zoufal, C. et al. use quantum Generative Adversarial Networks with a classical discriminator to facilitate efficient learning and loading of generic probability distributions into quantum states, training the quantum generator to create a quantum state which represents the data's underlying probability distribution [41]. Jinfeng Zeng et al. devise an adversarial quantum-classical hybrid training scheme via coupling a quantum circuit generator and a classical neural network discriminator together. After training, the quantum circuit generative model can infer missing data with quadratic speed-up via amplitude amplification [42]. Haozhen Situ et al. create a quantum GAN for generating classical discrete distribution, which is composed of a parameterized quantum circuit as the generator and a classical feedforward neural network as the discriminator and used on a synthetic dataset known as Bars and Stripes [43]. Murphy Niu et al. form a new type of architecture for quantum generative adversarial networks that converges to the Nash equilibrium by performing entangling operations between both the generator output and true quantum data. They used this fully quantum GAN on a Google Sycamore superconducting quantum processor to mitigate uncharacterized errors [44]. Over the past 20 years, we, at Wichita State University, have developed machine learning methods for quantum systems that circumvents the gate models [25-31], and now propose creating a QGAN, Figure 2, with quantum systems as generator and discriminator, orange blocks, that are trained with our methods and cost functions that use quantum entanglement measures.

As a demonstration of the purely quantum processing ability of the QGAN, we propose attacking an important outstanding NP-hard problem: that of determining what is called "separability", which is a uniquely quantum problem. All classical states are separable: that is, if a system consists of subsystems A and B, their joint state is the product of the state of A with the state of B. Quantum systems, on the other hand, can be NON-separable, or what is called "entangled": their joint state can be such that neither subsystem A nor subsystem B has an individual state. Because entanglement is the root of the enhanced power and promise of quantum computing, determination and characterization of entanglement is a very important problem. We will use the real/fake generator/discriminator competition to find the boundary of the subspace of product states, identifying "real" with "product." This will demonstrate that a QGAN does a purely quantum task,

and, if successful, solves an important problem in the field of quantum information, and demonstrate the data creation and quantum classification ability of the QGAN.

Since one of the more important successes of a classical GAN was in image processing, it is worth digressing a bit with a discussion on how to encode images for quantum processing. A crucial feature required to perform quantum image processing on a quantum computer is transforming an  $M \times M$  real image to a quantum state. The obvious method is to map each pixel of the image onto the amplitude of an  $N$  qubit

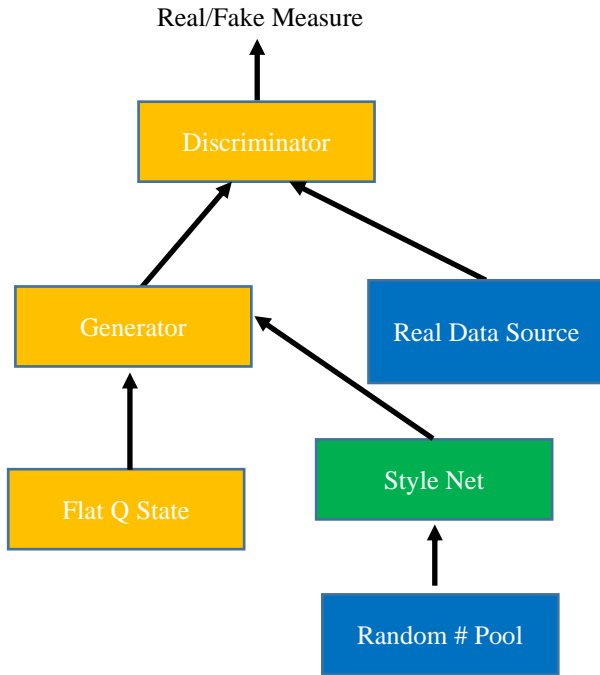


Figure 2 Quantum GAN

quantum state with  $N = \log_2(M \times M)$ , while very brute force, this still significantly compresses the size of the image representation. Other approaches map an image onto a 2D array of rotation gates in an ansatz thereby compressing the image into an  $M$  qubit state, which is an efficient step for image classification using a quantum gate model computer yet loses much of the image pixel distribution information. Semmler et. al. present a method where a 2D image of size  $2n \times 2n$  with a pixel bit-depth  $B$ , is encoded into  $2n+B$  qubits.  $2n$  qubits encode the pixel position as a superposition state and  $B$  qubits encode the grayscale value of that pixel.[45] A 1024 by 1024 image can therefore be represented on and processed by a quantum computer with  $20+B$  qubits. A much more efficient approach that we are looking at, but is not complete enough for this paper, uses far fewer qubits, maintains all the pixel information and is a reversible transform. The proposed method applies a 2D FFT to the image, which results in an  $M \times M$  matrix of complex conjugate values. We have found that this matrix can then be re-arranged into a Hermitian quantum density matrix of a  $N$  qubit quantum state with  $N = \log_2(M)$ , an even more significant quantum compression of the image

representation. A 1024 by 1024 image of any bit depth can therefore be represented on and processed by a quantum computer with 10 qubits. We mention this here because it shows the promise of a large resource improvement for QGANs for image processing similar to classical GANs. Once that is done, a quantum computer can be trained to perform image processing and feature recognition on the image via the machine learning methods that we have developed for quantum systems. Thus, the QGAN architecture we propose here could be applied to implement a large resource and computation speedup of all kinds of image creation and processing tasks such as satellite surveillance, medical imaging, facial recognition, and so on. A major caveat to this is that the resulting quantum state is a mixed state, a probabilistic mixture of pure states. It is an open problem to demonstrate how current NISQ quantum hardware can be initialized into a given mixed state.

In previous work we used a quantum machine learning method to learn a time dependent Hamiltonian for a multiqubit system such that a chosen measurement at the final time is a witness of the entanglement of the initial input state of the quantum system [7] [8]. The “output” (result of the measurement of the witness at the final time) will change depending on the time evolution of the system, which is of course controlled by the Hamiltonian: by the tunneling amplitudes, the qubit biases, and the qubit-qubit coupling. Thus, we can consider these parameters to be the “weights” to be trained. We then use a quantum version [7] of backpropagation [13] to find optimal functions such that the desired mapping is achieved. (It should be noted that the method of quantum backprop has recently [14] [15] been rediscovered by several groups.) Full details are provided in [7]. From a training set of only four pure states, our quantum neural network successfully generalized the witness to large classes of states, mixed as well as pure [8]. Qualitatively, what we are doing is using machine learning techniques to find a “best” hyperplane to divide separable states from entangled ones, in the Hilbert space.

This method is adapted to form the quantum discriminator in Figure 2. The quantum discriminator takes as input a density matrix representing a real or a fake state (i.e., separable or entangled.) The output is a combination of measures made on the final time state of the quantum system. The quantum parameters of the discriminator Hamiltonian are adapted with machine learning to train the discriminator to identify states as either real or fake. A separate quantum generator takes a flat quantum state as its input and is trained to generate a set of real states as its output state at the final time. The quantum generator internal parameters are trained on the entire set of real data, to generate a set of “common” parameters that represent the entire real dataset. Then, following the work of Karras’s Stylegan architecture [32] for classical image GANs, the quantum generator has a set of “Style” quantum parameters that modify the “common” quantum parameters in the Hamiltonian of the quantum generator. For each real or fake state to be generated,

a classical neural network takes as input a random vector of length 6 and maps that to output a set of “Style” parameters that add to the common parameters in the Hamiltonian of the generator. The classical network is trained to create a one-to-one mapping of each member of the random pool to exactly produce a matching real in the data. A separate random pool is then generated to produce fakes. During the QGAN MinMax training phase (similar to the classical GANs of Karras), both the quantum generator, via the “Style” parameters, and the discriminator quantum parameters are trained. The “Style” parameters are trained to defeat the discriminator’s ability to detect fakes, and the discriminator quantum parameters are trained to correctly detect these improved fakes from the generator.

The training method we use in this paper to demonstrate the feasibility of a QGAN is extremely efficient in simulation, but is necessarily “offline” training, since it is not possible to do without knowing the state of the system at intermediate times (in the hidden layers). Mid-circuit measurement and reuse might be important to alleviating this restriction and there are other, slower methods, such as a parameter shift rule, that do not require mid-circuit measurement. Our Quantum backpropagation can only be done on an (auxiliary) classical computer, simulating the quantum computer, and this simulation will necessarily contain uncertainties and errors in modeling the behavior of the actual quantum computer. Then, the results from offline quantum backpropagation can be used as a good starting point for true online quantum learning, where quantum parameter shift and reinforcement learning can be used to correct for uncertainty, noise, and decoherence in the actual hardware of the quantum computer. The next section, II, introduces our machine learning method for deep time quantum networks, including our original quantum backprop method. In Section III we give details how we adapt classical Levenberg Marquardt Machine Learning for our Deep Time Quantum Networks. It is used to train both the quantum generator Hamiltonian “common” parameters, and the quantum discriminator Hamiltonian.

#### A. Machine Learning in Simulation

A general quantum state is mathematically represented by its density matrix,  $\rho$ , whose time evolution obeys the Schrödinger equation

$$\frac{d\rho}{dt} = \frac{1}{i\hbar} [H, \rho] \quad (1)$$

where  $H$  is the Hamiltonian and  $\hbar$  is Planck’s constant divided by  $2\pi$ . The formal solution of the equation is

$$\rho(t) = e^{i\mathcal{L}t} \rho(t_0) \quad (2)$$

where  $\mathcal{L}$  is the Liouville operator, defined as the commutator with the Hamiltonian in units of  $\hbar$ ,  $\mathcal{L} = \frac{1}{\hbar} [H, \cdot]$ . We can think of (1) as analogous to the equation for information propagation in a neural network, Output =  $F_w$ \*Input, where  $F_w$  represents

the action of the network as it acts on the input vector Input. The time evolution of the quantum system, given in (2), maps the initial state (input) to the final state (output) in much the same way. The mapping is accomplished by the exponential of the Liouville operator,  $e^{i\mathcal{L}t}$ . The parameters playing the role of the adjustable weights in the neural network are the parameters in the Hamiltonian that control the time evolution of the system: the physical interactions and fields in the quantum hardware, which can be specified as functions of time. Because we want to be able physically to implement our method, we use not the final state of the system,  $\rho(t)$ , as our output, but instead a measure,  $M$ , applied to the quantum system at that final time, producing the output  $O(t_f) = M(\rho(t_f))$ . “Programming” this quantum computer, the act of finding the “program steps or algorithm” involves finding the parameter functions that yield the desired computation. We use machine learning to find the needed quantum algorithm. This means we learn the system parameters inside  $H$  to evolve in time initial (input) to target final (output) states; yielding a quantum system that accurately approximates a chosen function, such as logic gates, benchmark classification problems, or, since the time evolution is quantum mechanical, a quantum function like entanglement. If we think of the time evolution operator in terms of the Feynman path integral picture [18], the system can be seen as analogous to a deep neural network, yet quantum mechanical. That is, instantaneous values taken by the quantum system at intermediate times, which are integrated over, play the role of “virtual neurons” [7]. In fact, this system is a deep learning system, as the time dimension controls the propagation of information from the input to the output of the quantum system, and the depth is controlled by how finely the parameters are allowed to vary with time. We use the term “dynamic learning” to describe the process of adjusting the parameters in this differential equation describing the quantum dynamics of the quantum computer hardware. The real time evolution of a multi-qubit system can be treated as a neural network, because its evolution is a nonlinear function of the various adjustable parameters (weights) of the Hamiltonian.

We define a cost function, the Lagrangian  $L$ , to be minimized, as

$$L = \frac{1}{2} [d - O(t_f)]^2 + \int_{t_0}^{t_f} \lambda^\dagger(t) \left( \frac{\partial \rho}{\partial t} + i\hbar [H, \rho] \right) \gamma(t) dt \quad (3)$$

where the Lagrange multiplier vectors are  $\lambda^\dagger$  and  $\gamma$  (row and column, respectively), where  $d$  is the desired value, and where  $O(t_f)$  is the output at the final time. When the Lagrangian is minimized, the difference between the output and the desired value is minimized, while constraining the density matrix to satisfy the Schrodinger equation during the time interval (the second term in the Lagrangian  $L$ ). In the example application presented later in this paper, we define the output for a quantum system to be trained as a pairwise entanglement witness for qubits  $\alpha$  and  $\beta$  [7] as

$$\langle O(t_f) \rangle = \text{tr}[\rho(t_f) \sigma_{z\alpha} \sigma_{z\beta}] \quad (4)$$

where  $\text{tr}$  stands for the trace of the matrix, the pointed brackets indicate the expectation value, and  $\sigma_z$  is the usual Pauli matrix. That is, the output is the qubit-qubit correlation function at the final time. This measure is chosen for this calculation because entanglement is a kind of quantum correlation, so it makes sense to choose to map the entanglement of the initial state of the system to an experimental measure of correlation. To implement quantum backprop we take the first variation of  $L$  with respect to  $\rho$ , set it equal to zero, then integrate by parts to give the following equation which can be used to calculate the vector elements of the Lagrange multipliers (“error deltas” in neural network terminology) that will be used in the learning rule:

$$\lambda_i \frac{\partial \gamma_j}{\partial t} + \frac{\partial \lambda_j}{\partial t} \gamma_j - \frac{i}{\hbar} \sum_k \lambda_k H_{ki} \gamma_j + \frac{i}{\hbar} \sum_k \lambda_i H_{jk} \gamma_k = 0 \quad (5)$$

The variables in this equation (Hamiltonian  $H$  and Lagrange multipliers  $\lambda$  and  $\gamma$ ), defined above, are here written as the indexed components of the vectors or matrices. This equation is solved backward in time under the boundary conditions at final time  $t_f$  given by  $-[d - \langle O(t_f) \rangle] O_{ji} + \lambda_i(t_f) \gamma_j(t_f) = 0$ . In optimization and optimal control this is called the co-state equation. The gradient descent rule to minimize  $L$  with respect to each network weight  $w$  is  $w_{\text{new}} = w_{\text{old}} - \eta \frac{\partial L}{\partial w}$ . Because this technique uses the density matrix it is applicable to any state of the quantum system, pure or mixed. While this method works extremely well to train quantum systems in simulation, it requires knowledge of the quantum states, the density matrix  $\rho$ , in (3) at each time  $t$  from  $t_0$  to  $t_f$ . This makes this method not amenable to real time quantum hardware training, since measuring the quantum state at intermediate times collapses the quantum state and destroys the quantum mechanics computation [19]. In other words, quantum backprop can be run in simulation and the resulting approximate parameters executed on quantum hardware as we have done in [20], but training on the hardware itself cannot be accomplished. Also, because the  $H$  used in the above “offline” machine learning does not exactly match the quantum hardware due to unknown dynamics and uncertainties in the physical system, the resulting calculations on the hardware will have some error. The “offline” parameters can, however, be a starting point for further machine learning refinement on the hardware as described in [39].

## II. LEVENBERG MARQUARDT LEARNING FOR THE GENERATOR AND DISCRIMINATOR QUANTUM PARAMETERS

### A. Levenberg Marquardt Algorithm applied to quantum computing

Straightforward parameter shift [25] finite difference gradients learning works and training converges, but the requirement of 2500 training epochs is untenable on near-term hardware. As such, we seek a more efficient learning scheme. A candidate is the Levenberg Marquardt (L.M.) algorithm [22] [23] for

solving non-linear least-square problems. Strictly speaking, training the entanglement witness is not a least-square problem (our training set has only 4 elements in the 2-qubit case), but we will show that a L.M.-inspired weight update rule is nonetheless effective.

The L.M. algorithm uses the learning rule

$$\delta w = - (J^T J + \lambda D^T D)^{-1} \nabla E \quad (12)$$

to update each weight vector  $w$ , where  $\lambda$  is the damping factor,  $D^T D$  is the scaling matrix, and  $\nabla E$  is the error gradient. (The specifics of selecting the damping factor and scaling matrix are presented later in this section.) The Jacobian matrix  $J$  is given by

$$J = \begin{bmatrix} \frac{\partial O(x_1, w)}{\partial w_1} & \cdots & \frac{\partial O(x_1, w)}{\partial w_W} \\ \vdots & \ddots & \vdots \\ \frac{\partial O(x_N, w)}{\partial w_1} & \cdots & \frac{\partial O(x_N, w)}{\partial w_W} \end{bmatrix}. \quad (13)$$

where  $O(x_i, w)$  is the network output function evaluated at the  $i^{\text{th}}$  input vector  $x_i$  using the weights  $w$  with  $N$  and  $W$  being the total number of training inputs and weights, respectively.

For small  $\lambda$ , the update rule is similar to the Gauss-Newton algorithm, allowing larger steps when the error is decreasing rapidly. For larger  $\lambda$ , the algorithm pivots to be closer to gradient descent and makes smaller updates to the weights. This flexibility is the key to L.M.’s efficacy, changing  $\lambda$  to adapt the step size to respond to the needs of convergence: moving quickly through the parameter space where the error function is steep and slowly when near an error plateau and thereby finding small improvements. Our implementation is a modified L.M. algorithm following several suggestions in [24]. One epoch of training consists of the following:

- 1) Compute the Jacobian (13) with current weights  $w$
- 2) Update the scaling matrix  $D^T D$  and damping parameter  $\lambda$
- 3) Calculate a potential update  $\delta w$  using (12), setting  $w_{\text{new}} = w + \delta w$
- 4) Find if RMS error has decreased with new weights, or if an acceptable uphill step is found
- 5) If neither condition in step 3 is satisfied, reject the update, increase  $\lambda$ , and return to step 2
- 6) For an accepted downhill or uphill step, set  $w = w_{\text{new}}$  and decrease  $\lambda$ , ending the epoch

Partial derivatives in the Jacobian are computed using quantum backprop [7]. The scaling matrix  $D^T D$  serves the primary purpose of combating parameter evaporation [26], which is the tendency of the algorithm to push values to infinity while somewhat lost in the parameter space. Following [24], we choose  $D^T D$  to be a diagonal matrix with entries equal to the largest diagonal entries of  $J^T J$  yet encountered in the algorithm, with a minimum value of  $10^{-6}$ . Updates to the damping factor may be done directly or indirectly; our results here use a direct

method. Analyzing the eigenvalues of the approximate Hessian  $J''$ , we note that there is a cluster on the order of  $10^{-4}$  and the rest nearly vanish. Testing showed that direct adjustments to the damping factor within a couple of orders of magnitude of these values resulted in more consistent training. For the minimum and maximum Hessian eigenvalues  $l_{\min}$  and  $l_{\max}$  in this cluster, we establish a logarithmic scale that ranges  $[l_{\min}/10, 1/l_{\max}]$  with 100 elements. Following the principle of “delayed gratification” [26], we move 10 steps down the scale when an update is accepted and move 1 step up after rejecting an update. The log scale is desirable, because it allows the damping factor to change more slowly when close to the top end of the range. Classically,  $\lambda$  is modified by a multiplicative factor [23], but this causes the damping factor to change too rapidly for our problem once it becomes large.

Occasionally, the algorithm will fail to find a suitable update prior to reaching the top of the damping factor range. This could be due to a plateau [27] in the cost (RMS error) function or due to noise in the measurements causing the algorithm to miss a step it could have taken at a particular  $\lambda$ . When this occurs, we recompute the range for  $\lambda$  using the current Hessian and set the damping factor to be equal to the minimum value. Doing this provides the L.M.-algorithm the opportunity to randomly search the parameter space due to the stochastic nature of the quantum hardware measurements used to compute the Jacobian. To allow further exploration of the parameter space, we allow for uphill steps following the criterion suggested in [24]. This approach will accept an uphill step of the form

$$(1 - \beta)E_{i+1} \leq \min(E_1, E_2, \dots, E_i) \quad (14)$$

where  $E_i$  is the error in the  $i^{\text{th}}$  iteration and

$$\beta = \cos(\delta w^{\text{new}}, \delta w^{\text{old}}) \quad (15)$$

is the cosine of the angle between the vectors formed by the proposed and last accepted weight updates, respectively. Criterion (14) checks if the angle between those update vectors is acute and will accept an uphill step within a tolerance. The longer training goes, the smaller an uphill step must be to be accepted. This feature allows the training to more easily move out of shallow local minima in the cost function.

### B. Levenberg Marquardt training for the Generator and Discriminator: MATLAB simulation results

As an example, for 2 qubits, the set of reals is a set of product states. The set of fakes are impostor product states. The discriminator tries to correctly identify reals and fakes and the generator tries to generate fakes that successfully fool the discriminator. For the discriminator, the output error needed for the LM algorithm is a quantum measure on the final time state. Three measures are used, each a qubit-qubit correlation function:  $\langle \sigma_{z\alpha} \sigma_{z\beta} \rangle$ ,  $\langle \sigma_{x\alpha} \sigma_{z\beta} \rangle$ , and  $\langle \sigma_{x\alpha} \sigma_{y\beta} \rangle$ . This creates 3 hyperplanes that separate and classify the final state into two categories. If the measure is below a specified threshold, the state is classified as a product state, above and it

is not. For a real state to be correctly classified, it must be contained within the space bounded by all three hyperplanes, thus all three planes must classify it as a real product state. A fake is detected correctly if the final state is outside of ONLY ONE of the hyperplanes, that is only one need be above the threshold. For an initial training of the Generator to reproduce the set of real states, the Frobenius norm is used, a measure of the comparison of the output state with the target real state. During the GAN MiniMax training, the generator is trained on fake states from the generator, by propagating the error gradient at the output of the discriminator, back through the discriminator to obtain the Jacobian for the Generator and standard error gradients for training the classical “style” network. For this training phase on the fakes from the discriminator, the error at the discriminator output is defined as to force the discriminator to incorrectly identify these fakes as reals.

The algorithm, with plots of intermediate results for 2 qubits with 80 real product states and 80 fake product states, after each step is detailed below:

- 1) Initially train the Generator Hamiltonian parameters to reproduce the set of reals as a whole. These are referred to as “common” parameters as they are common to the entire real set.

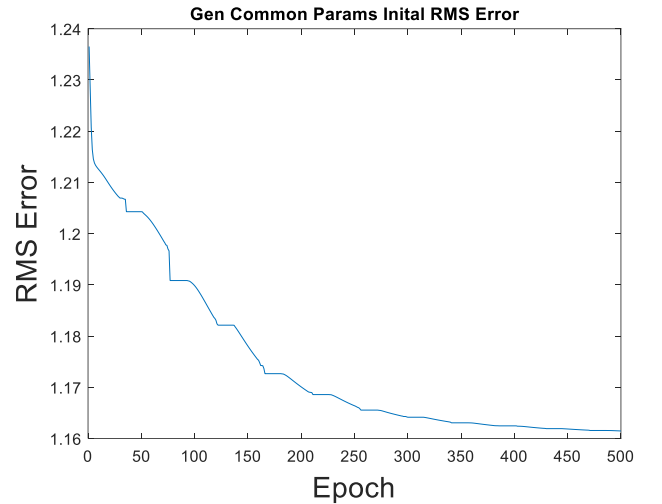


Fig. 3. RMS error vs epoch for the common generator parameters when trained on the set of real product states for 2-qubits using the Levenberg-Marquardt method in a MATLAB Simulation.

- 2) Initially train the Generator “style” network parameters for each individual real in the set of reals. The style network takes a vector from the random pool and one-to-one maps it to generate parameters that modify the common parameters and will accurately reproduce a specific real from that set of product states.

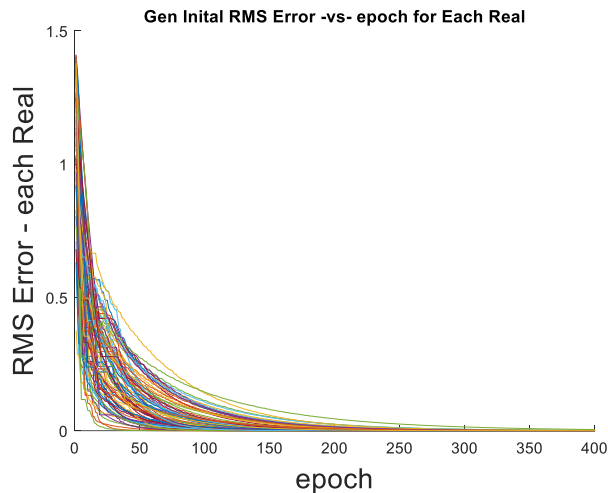


Fig. 4 RMS error vs epoch during the style network training for EACH real for 2-qubits using the Levenberg-Marquardt method in a MATLAB Simulation.

3) Initially train the discriminator Hamiltonian parameters to correctly identify each real product state in the set of reals used above to train the generator. The errors are based on the fact that all three measures (hyperplanes) must identify the state as real for correct identification. Measures that ID incorrectly are trained.

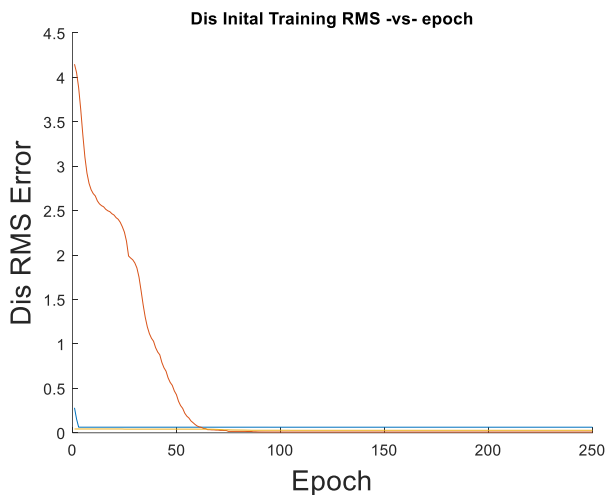


Fig. 5 RMS error vs epoch for initial training of the Discriminator on the set of real product states. All 3 planes are shown (red, blue, yellow) and trained separately with errors based on that all three measures (hyperplanes) must identify the state as real for correct identification.

Figure A1 at the end of the paper shows the Fake product state density matrices generated by the generator after initial training on the real states BUT BEFORE any GAN training of the Generator or Discriminator. The green labels above each plot indicate that the discriminator was successfully trained to correctly ID most of these during the initial training of the generator. Red indicates incorrect discriminator identification. Plots of the quantum parameters for the generator (style parameters are from only the first real) and for the discriminator are shown in Figure 6 after the above initial training steps.

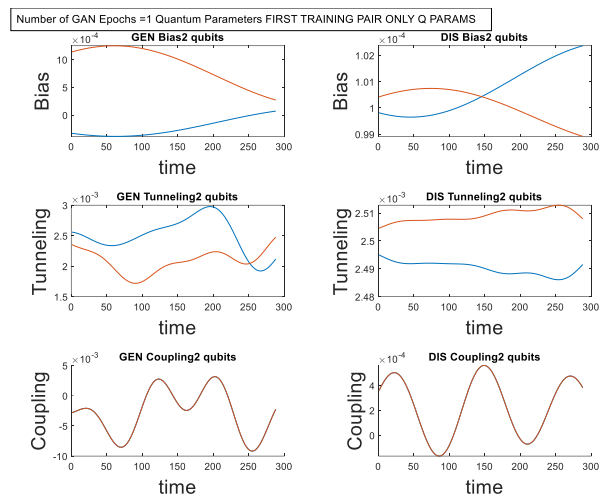


Fig: 6 Quantum parameters for the generator and discriminator after the initial training phase.

4) Enter a GAN training loop that

a) Trains the discriminator quantum parameters to correctly identify the fake product states being generated by the generator. Each fake is generated based on “style” modifications from the classical network that one-to-one maps a random vector from the fake pool. Only one discriminator measure (hyperplane) must detect a fake for it to be correctly identified.

b) Trains the generator “style” parameters for each fake generated from that same fake pool based on the reverse of the error of the discriminator identifying it as fake (correct for the discriminator, but an error for the generator) or real (incorrect for the discriminator, but not an error for the generator). Again, all three measures (hyperplanes) must identify a state as real for the discriminator error to be correct. Only one measure (hyperplane) need identify a state a fake in order for the discriminator to be correct and thereby the generator in this step needs to adapt to oppose that correct discriminator identification.

A plot of this GAN training progress as a function of GAN epoch is presented below showing % correct identification of the reals and fakes. The top left subplot shows the % correct identification of each of the 3 measures (hyperplanes). The reals are solid lines and the fakes are the dashed lines. The top left subplot shows the % correct as an aggregate of all 3 measures (hyperplanes) where a real is identified correctly ONLY if all 3 measures of the discriminator agree, whereas only one measure must correctly identify a fake for the discriminator to correctly identify in aggregate. Notice in this plot that the generator is clearly training toward a NASH equilibrium as it is gradually forcing the discriminator to incorrectly identify more fakes as GAN training progresses. The GAN loop only trains using the fake product states, so the real identification is static. Figure A2 at the end of the paper shows the Fake product state density matrices generated by the generator after GAN training of the Generator and Discriminator. The green labels above each plot indicate that

the discriminator now correctly ID a bit more than half of these as the generator has improved its ability to generate fake product states. Red indicates incorrect discriminator identification.

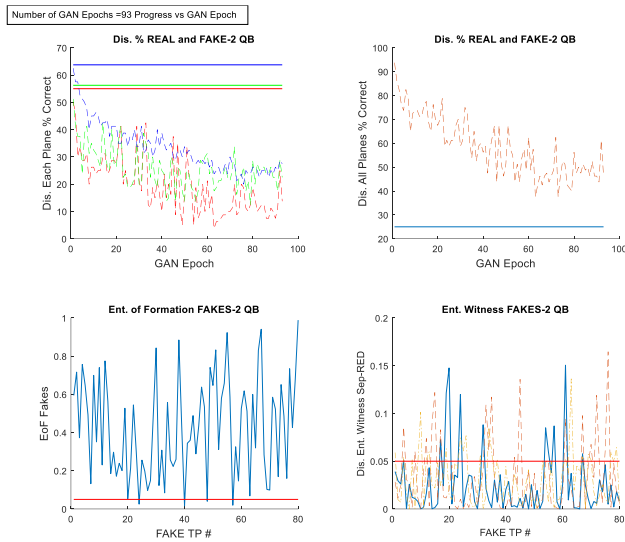


Fig. 7. RMS error vs epoch for 3-qubit entanglement witness training using the Levenberg-Marquardt method in a MATLAB Simulation.

### III. DISCUSSIONS AND CONCLUSIONS

The big picture contribution of this paper is the demonstration of the feasibility of using a quantum GAN, or QGAN, to do a truly quantum calculation, namely, the identification of hyperplanes separating the subspace of product states from the larger entangled space. Generalization of this work to greater numbers of qubits opens up the possibility of using those hyperplanes to characterize entanglement and thus to better understand entanglement and computational power. Moreover, while this paper uses a Quantum GAN to process a product state, which is purely quantum mechanical, creation of a Quantum GAN (QGAN) brings this quantum algorithm to the field of machine learning on classical data, opening up the ability to generate and classify high resolution images with as few as 10-12 qubits. In simulation, 10 qubits is still very challenging, yet, in hardware available in NISQ, this would be a significant potential improvement in processing speed and image representation memory.

#### ACKNOWLEDGMENT

We thank the entire research group for helpful discussions: Nam Nguyen, William Ingle, Nathan Thompson and Ricardo Rodriguez.

#### IV. REFERENCES

[1] P. Shor, "Algorithms for quantum computation: discrete logarithms and factoring," in *Proceedings of the 35th*

*Annual Symposium on Foundations of Computer Science*, 1994.

- [2] L. Grover, "A fast quantum mechanical algorithm for database search," in *Proceedings of the 28th Annual ACM Symposium on Theory of Computing*, 1996.
- [3] A. M. Childs, R. Cleve, E. Deotto, E. Farhi, S. Gutman and D. A. Spielman, "Exponential algorithmic speedup by a quantum walk," in *Proceedings of the 35th Annual ACM Symposium on Theory of Computing*, 2003.
- [4] S. Bravyi, D. Gosset and R. König, "Quantum advantage with shallow circuits," *Science*, vol. 362, pp. 308-311, 2018.
- [5] T. F. Ronnow, Z. Wang, J. Job, S. Boixo, S. V. Isakov, D. Wecker, J. M. Martinis, D. A. Lidar and M. Troyer, "Defining and detecting quantum speedup," *Science*, vol. 345, pp. 420-424, 2014.
- [6] E. C. Behrman, L. R. Nash, J. E. Steck, V. G. Chandrashekar and S. R. Skinner, "Simulations of quantum neural networks," *Information Sciences*, vol. 128, pp. 257-269, 2000.
- [7] E. C. Behrman, J. E. Steck, P. Kumar and K. A. Walsh, "Quantum algorithm design using dynamic learning," *Quantum Information & Computation*, vol. 8, pp. 12-29, 2008.
- [8] E. C. Behrman and J. E. Steck, "Multiqubit entanglement of a general input state," *Quantum Information & Computation*, vol. 13, pp. 36-53, 2013.
- [9] N. H. Nguyen, E. C. Behrman and J. E. Steck, "Quantum learning with noise and decoherence: a robust quantum neural network," *Quantum Machine Intelligence*, vol. 2, pp. 1-15, 2020.
- [10] N. H. Nguyen, E. C. Behrman, M. A. Moustafa and J. E. Steck, "Benchmarking neural networks for quantum computations," *IEEE Transactions of Neural Networks and Learning Systems*, vol. 31, pp. 2522-2531, 2020.
- [11] L. Gurvitz, "Classical deterministic complexity of Edmonds problem and quantum entanglement," in *Proceedings of the 35th Annual ACM Symposium on Theory of Computing*, 2003.
- [12] J. Preskill, "Quantum entanglement and quantum computing," in *Proceedings of the 25th Solvey Conference on Physics*, 2013.
- [13] P. J. Werbos, "Neurocontrol and supervised learning: An overview and evaluation," in *Handbook of Intelligent Control*, 1992.
- [14] C. Goncalves, "Quantum neural machine learning: Backpropagation and dynamics," *NeuroQuantology*, vol. 15, pp. 22-41, 2017.
- [15] G. Verdun, J. Pye and M. Broughton, "A universal training algorithm for quantum deep learning," 2018. [Online]. Available: arXiv:1806.09729.
- [16] H. Abraham and et al., "Qiskit: An open source framework for quantum computing," 2019.



- [17] N. L. Thompson, J. E. Steck and E. C. Behrman, "A non-algorithmic approach to "programming" quantum computers via machine learning," in *IEEE International Conference on Quantum Computing and Engineering*, 2020.
- [18] R. P. Feynman, "An operator calculus having applications in quantum electrodynamics," *Physical Review*, vol. 84, pp. 108-128, 1951.
- [19] J. J. Sakurai, *Modern Quantum Mechanics*, 2017.
- [20] N. L. Thompson, N. H. Nguyen, E. C. Behrman and J. E. Steck, "Experimental pairwise entanglement estimation for an N-qubit system: A machine learning approach for programming quantum hardware," *Quantum Information Processing*, vol. 19, pp. 1-18, 2020.
- [21] E. C. Behrman, N. H. Nguyen, J. E. Steck and M. McCann, "Quantum neural computation of entanglement is robust to noise and decoherence," in *Quantum Inspired Computational Intelligence*, Boston, Morgan-Kaufmann, 2017, pp. 3-32.
- [22] K. Levenberg, "A method for the solution of certain non-linear problems in least squares," *Quarterly of Applied Mathematics*, vol. 2, pp. 164-168, 1944.
- [23] D. W. Marquardt, "An algorithm for least-squares estimation of nonlinear parameters," *Journal of the Society for Industrial and Applied Mathematics*, vol. 11, pp. 431-441, 1963.
- [24] M. K. Transtrum and J. P. Sethna, "Improvements to the Levenberg Marquardt algorithm for nonlinear least-squares minimization," 2012. [Online]. Available: arXiv:1201.5885.
- [25] G. E. Crooks, "Gradients of parametrized quantum gates using the parameter shift rule and gate decomposition," 2019. [Online]. Available: arXiv:1905.1311.
- [26] M. K. Transtrum, B. B. Machta and J. P. Sethna, "Geometry of nonlinear least squares with applications to sloppy models and optimization," *Physical Review E*, vol. 83, p. 036701, 2011.
- [27] J. R. McClean, S. Boixo, V. N. Smelyanskiy, R. Babbush and H. Neven, "Barren plateaus in quantum neural network training landscapes," *Nature Communications*, vol. 9, p. 4812, 2018.
- [28] Ian J. Goodfellow, et. al., *Generative Adversarial Nets*, NIPS'14: Proceedings of the 27th International Conference on Neural Information Processing Systems - Volume 2 December 2014.
- [29] Pradhyumna, P. et. al., *Survey of Modern Deep Learning based Generative Adversarial Networks (GANs)*. In Proceedings of the 2022 6th International Conference on Computing Methodologies and Communication (ICCMC), Erode, India, 29--31 March, 2022; pp. 1146--1152.
- [30] Cheng, J. et. al., *Generative Adversarial Networks: A Literature Review*. KSII Trans. Internet Inf. Syst. 2020, 14, 4625--4647.
- [31] Progressive Growing of GANs for Improved Quality, Stability, and Variation Tero Karras, et. al, <https://arxiv.org/abs/1710.10196>
- [32] T. Karras, et. al., *A Style-Based Generator Architecture for Generative Adversarial Networks*, 2019 IEEE/CVF Conference on Computer Vision and Pattern Recognition (CVPR), Long Beach, CA, USA, 2019, pp. 4396-4405.
- [33] Seth Lloyd et. al., *Quantum Generative Adversarial Learning*, Phys. Rev. Lett. 121, 040502, July 2018
- [34] Pierre-Luc Dallaire-Demers and Nathan Killoran, *Quantum generative adversarial networks*, Phys. Rev. A 98, 012324 -- Published 23 July 2018
- [35] E.C. Behrman et al., *Quantum algorithm design using dynamic learning*, Quant. Inf. Comput. 8, 12- 29 (2008)
- [36] N.H. Nguyen, et al., *Benchmarking neural networks for quantum computation*. IEEE Trans. Neur.Nets.Learn. Sys. 31, 2522-2531 (2020).
- [37] N.L. Thompson, et al., *Experimental pairwise entanglement estimation for an N-qubit system*, Quant. Inf. Proc. 19, 1-18 (2020).
- [38] E.C. Behrman et al., *Quantum neural computation of entanglement is robust to noise and decoherence*, in *Quantum Inspired Computational Intelligence (Morgan Kaufmann, Elsevier, 2016)*
- [39] J.E. Steck et al., *Programming quantum hardware via Levenberg Marquardt machine learning*, in *Intelligent Quantum Information Processing (Chapman and Hall/CRC Press) (2023)*; in press.
- [40] Carlos Bravo-Prieto, Julien Baglio, Marco C'e, Anthony Francis, Dorota M. Grabowska, Stefano Carrazza, "Style-based quantum generative adversarial networks for Monte Carlo events", *Quantum*
- [41] Zoufal, C., Lucchi, A. & Woerner, S. *Quantum Generative Adversarial Networks for learning and loading random distributions*. *Quantum Inf* 5, 103 (2019)
- [42] Jinfeng Zeng, Yufeng Wu, Jin-Guo Liu, Lei Wang, and Jiangping Hu *Learning and inference on generative adversarial quantum circuits* Phys. Rev. A 99, 052306
- [43] Haozhen Situ, Zhimin He, Yuyi Wang, Lvzhou Li, Shenggen Zheng, *Quantum generative adversarial network for generating discrete distribution*, *Information Sciences* 538: 193-208 (2020)
- [44] Murphy Yuezhen Niu, Alexander Zlokapa, Michael Broughton, Sergio Boixo, Masoud Mohseni, Vadim Smelyanskiy, and Hartmut Neven, *Entangling Quantum Generative Adversarial Networks* Phys. Rev. Lett. 128, 220505
- [45] Simon Semmler, Kilian Dremel, Daniel Suth, Thomas Lang, Melanie Basting, Markus Firsching, Theobald Fuchs, Stefan Kasperl, Dimitri Prjamkov, Mareike Weule, Richard Schielein, "N-Dimensional Image Encoding on Quantum Computers", 12th Conference on Industrial Computed Tomography, Fürth, Germany (iCT 2023)






Fig. A1 Fake product state density matrices generated by the generator after initial training on the real states BUT BEFORE any GAN training of the Generator or Discriminator. The green labels above each plot indicate that the discriminator was successfully trained to correctly ID most of these during the initial training of the generator. Red indicates incorrect discriminator identification.




Fig. A2 Fake product state density matrices generated by the generator after GAN training.