

$X_{650} \rightarrow ZZ/WW/h_{125}h_{95}/A_{420}Z/\gamma\gamma$ J=2 or J=0, narrow or wide resonance?



Alain Le Yaouanc¹, François Richard²

Université Paris-Saclay, CNRS/IN2P3, IJCLab, 91405 Orsay, France

February 2025

Abstract

At ICHEP 2024 CMS has published RUN2 results for $X_{650} \rightarrow ZZ \rightarrow 4$ leptons and reached the conclusion that there is no evidence for a **scalar resonance** H_{650} decaying into ZZ , as was also concluded by ATLAS using an **MVA analysis** optimised for a scalar particle. Since this resonance is indicated into **ZZ** by ATLAS in a **Cut Based Analysis** and into three other modes: **WW and $h_{95}h_{125}$ by CMS, $t\bar{t}Z$ by ATLAS**, the present paper is an attempt to understand these apparent **contradictions**. Our conclusion is that strict selections for the reaction $H_{650} \rightarrow ZZ$ cut as much into the signal than into the background, therefore reducing its statistical significance. A plausible interpretation of this behaviour is that these selections are inadequate for a **spin 2 particle** produced by the VBF process and decaying into ZZ with an **angular distribution similar to the Drell Yan** background. If true, our description of the various findings in term of the **Georgi Machacek model** needs to be deeply revised, which is attempted in the present note. A **scenario with T_{650} as a spin 2 resonance** is presented which naturally accommodates WW/ZZ and $h_{95}h_{125}$ decays, while we suggest that $A_{420}Z$ could come from a H_{650} resonance **degenerate in mass with T_{650}** . We propose a scheme in which scalar resonances are accommodated in **three isodoublets**, T_{650} in an **isosinglet**, T_{450}^{++} , T_{375}^{+} and T_{350} belonging to an **isofiveplet**. In this scenario, T_{650} could be a **narrow resonance which interferes with the SM background**, as confirmed by its observation in the **two photon mode**, reinforcing a **Kaluza Klein graviton interpretation** of T_{650} .

Presented at the 3rd ECFA workshop on e+e- Higgs/EW/Top Factories, Paris, 9-11 Oct. 24

¹ Alain Le Yaouanc <alain.le-yaouanc@ijclab.in2p3.fr>

² François Richard <francois.richard@ijclab.in2p3.fr>

Introduction

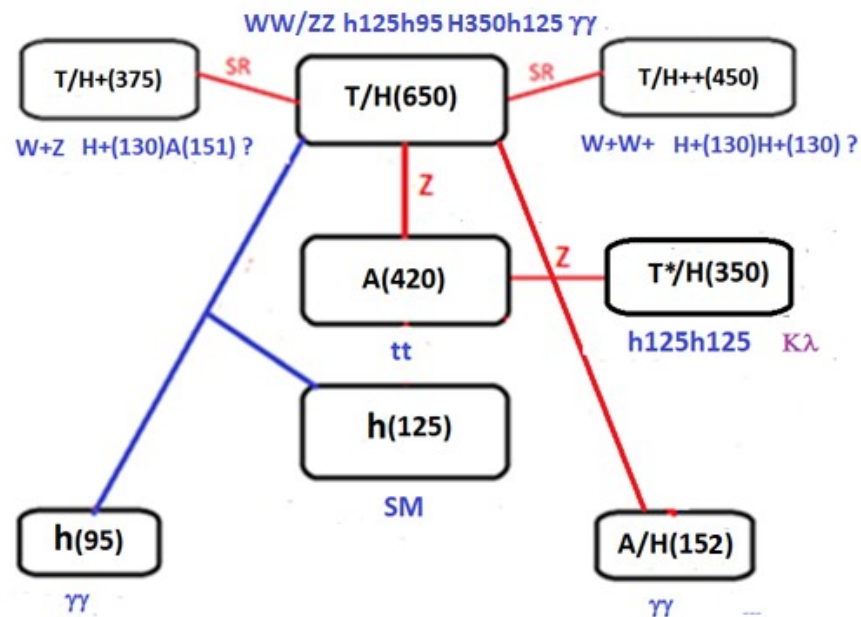
An essential input for choosing among the various options for future Higgs factories is the following: **does LHC show some convincing proof of resonances below a TeV?**

Influenced by the h125 discovery, we tend to ignore that some of these scalar candidates could well be **spin 2 resonances**, both types sharing some final states like ZZ, WW and hh, which can only be distinguished through an **angular analysis**, not yet performed in this preliminary phase. Moreover we will show that tight selections assuming a scalar resonance could be detrimental for a spin 2 particle when produced by VBF.

The **strongest candidate, X650**, is now indicated in **five final states** ZZ/WW/h95h125/A420Z with the recent [1] occurrence of $X400h \rightarrow b\bar{b}b\bar{b}$ also compatible with X650. Its interpretation seems incompatible with most extensions of the SM: MSSM, NMSSM and TRIPLET models (Georgi Machacek model with H^{++}). Recently, CMS has updated its search for **H650 \rightarrow ZZ** and concluded to an absence of signal for a scalar hypothesis. We intend to show that this result and the incompatibility of X650 with available models can be interpreted as an evidence that this particle is a spin 2 particle, a **tensor**.

Before entering into this discussion, let's recall the present landscape of the various indications recorded by our work which can be summarized by the following diagram:

SUMMARY OF BSM RESONANCES



Among these channels reaching indications above 3 s.d. , only the $t\bar{t}$ narrow resonance near threshold [2] passes the 5 s.d. global significance criterion. Its interpretation is ambiguous: toponium or CP-odd scalar resonance as assumed in above diagram.

Recall that A seems to appear in two other analyses from LHC:

- The process $X650 \rightarrow Y400Z \rightarrow t\bar{t}Z$ interpreted as $H650 \rightarrow AZ$ [3]
- The process $A420 \rightarrow H^*Z \rightarrow h125h125Z \rightarrow b\bar{b}b\bar{b}\ell^+\ell^-$ [4]

Such indications rely on hadronic states and therefore the displacement in mass of A may not be significant. Reference [5] suggests that our interpretation may be in tension with precision measurements. In the case of a 2HD model, constraints from the ρ parameter suggest that A should be degenerate in mass with H650 or H^\pm to better than 200 GeV which is barely the case³.

A **combination of 5 channels** allows to reach a significance above 5 s.d. for the X650 resonance. At first sight, this resonance looks wide, order 100 GeV, but we shall see that **interference effects** could be at work, modifying this conclusion. Its appearance as a **narrow peak** in the two photon channel discussed in IV.4 supports this hypothesis.

H650 couples to W^+W^- as strongly as h125. Therefore the Gunion, Haber and Wudka **unitarity sum rule GHWSR** [6] implies the existence of a doubly charged X^{++} exotic resonance with a SM-like coupling to W^+W^+ . This channel has indeed been indicated by ATLAS. With the coupling deduced from the SR, the measured cross section allows to extract $BR(W^+W^+)$, of order 10%. This would imply the existence of a **light H^\pm** with large BR of X^{++} into W^+H^+ and H^+H^+ . ATLAS [7] has indeed a weak indication for the process $t \rightarrow H^+b$ with $m_{H^+}=130$ GeV, H^+ decaying into $\bar{b}c$. This interpretation however is only true if X650 is a scalar. For Kaluza Klein resonances, the sum rule does not allow to predict $BR(W^+W^+)$ since one ignores the contributions of the KK recurrences. Furthermore we will show that X650 can be interpreted as a narrow resonance, interfering with the SM background, which allows to understand its appearance in the two photon mode.

This simplified summary illustrates our approach. Starting from a solid evidence for X650, we manage to **bring together** the various other indications which, by themselves, are presently unable to reach a critical significance. Going a step further, we provide a **global interpretation** within a given model. So far, our interpretation has been based on the **Georgi Machacek model GM**. This model had to be extended to accommodate H650 with some tensions appearing in the resulting solution that showed large isospin violations and did not fulfil GM unitarity constraints.

We are also aware of the **limitations of GM** in the absence of an UV completion. As for the SM, GM could become a perturbative theory like **SUSY** or a strongly interacting **composite** model. Until this aspect is clarified, GM remains plagued by the issue of loop corrections, even more critical than for the SM, given that the **ρ parameter** appears highly fine tuned⁴.

As we shall see, LHC indications suggest an alternate interpretation in terms of spin 2 resonances that we will present in this work. Given that h125 is firmly interpreted as a scalar this interpretation will unavoidably lead to a combination of scalars and tensors.

I. The case for a spin 2 interpretation

I.1 The ZZ channel

Figure 1 shows the result of the ATLAS analysis using the cut based analysis, CBA, assuming gluon fusion. It shows a significant excess, > 3 s.d., around 650 GeV. While figure 2 shows the presence of an excess in the VBF channel using the CBA analysis, in a so-called MVA analysis combining the full information of the events and tuned against the Drell Yan background DY, this evidence seems to disappear at the same rate as the background, while this should not be the case for the scalar resonance (see the reference histogram for a 600 GeV scalar).

³ Thanks to Abdelhak Djouadi for this remark

⁴ We are grateful to Gilbert Moultaka for drawing our attention on this aspect.

While ATLAS [8] acknowledges the CBA excesses, they claim that the $ZZ \rightarrow 4\ell$ search discards the 650 GeV resonance interpretation. One can however expect that their cut $E_{\text{Miss}} > 120$ GeV seriously affects a forward peaked ZZ distribution, expected for a spin 2 resonance coming from VBF as explained in section II.

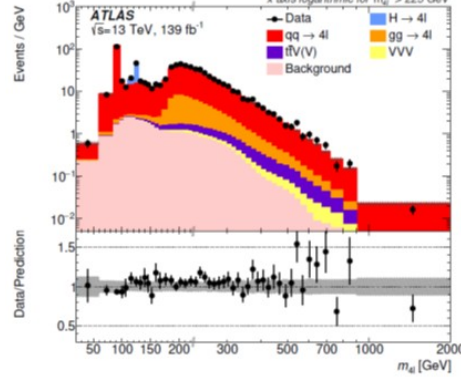


Figure 1: The ATLAS cut based analysis [8] applied to the $ZZ \rightarrow 4\ell$ channel for the ggF channel, indicating an excess around 650 GeV.

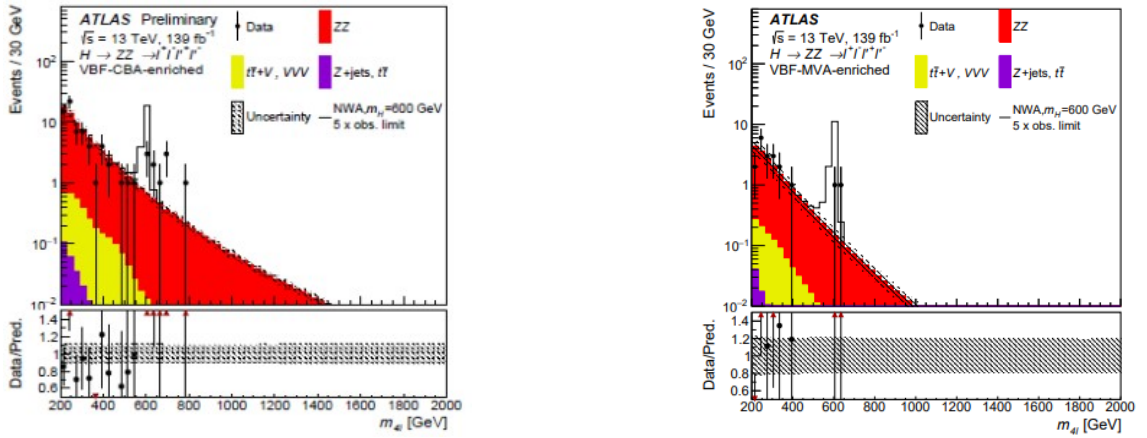


Figure 2: On the left, the VBF ATLAS (appendix of [9]) CBA analysis applied to the channel $ZZ \rightarrow 4\ell$ indicating an excess around 650 GeV. The MVA analysis [9], on the right, decreases in the same way the excess and the background, while a scalar reference signal at 600 GeV shows that this should not be the case.

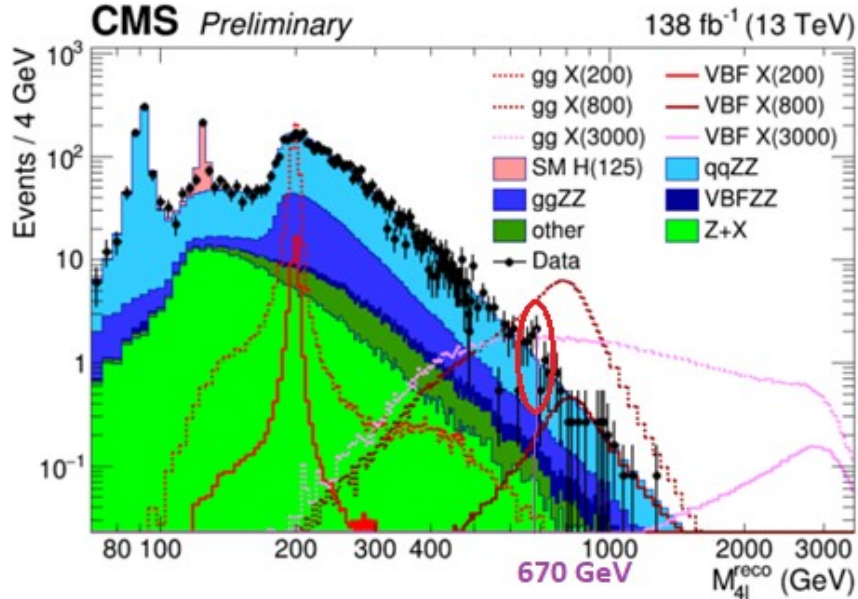


Figure 3 shows the latest CMS result [10] presented at ICHEP2024 with selections optimised for a scalar resonance, leading to the same conclusion as for the ATLAS MVA result. The red circle shows an indication similar to what is observed in the ATLAS analysis.

I.2 The W^+W^- channel

Similar inconsistencies occur in this channel. While CMS [11] observes a significant indication for $W+W^- \rightarrow \ell^+ \nu \ell^- \bar{\nu}$, this is not the case for ATLAS. We see two plausible reasons for this. ATLAS only considers μe combinations, decreasing the acceptance by 2 and, more importantly, performs an upper cut of 1.8 on the absolute **difference in pseudo-rapidity** between the two charged leptons, not optimal for a forward peaked distribution of the W where the two leptons tend to differ in rapidity.

I.3 W^+W^+ and ZW^+ channel

For these channels [12], as we shall see, the VBF angular distribution is not forward peaked, explaining that they are not affected by selections for scalar decays.

I.4 Possible interpretation

How can one interpret such a behaviour ? On the basis of the sole channel ZZ, one would discard the effect as a statistical fluctuation. This natural interpretation however ignores the presence of four other indications observed at the same mass: into W^+W^- [11] by CMS, into h95h125 [13] by ATLAS, into A420Z [3] by ATLAS⁵ and into $b\bar{b}b\bar{b}$ [1] by CMS.

In the next section we will discuss an alternate interpretation which assumes that T650 is a spin 2 particle and that selection methods tuned on the scalar hypothesis $H_{650} \rightarrow ZZ$ are inadequate for $T_{650} \rightarrow ZZ$, given that this process behaves similarly to the DY background, hence a loss of sensitivity. Heavy tensors are predicted within extra dimensions [14] as Kaluza Klein (KK) recurrences of the graviton. In some models, one also predict vector KK recurrences for which LHC has set excellent lower mass limits.

This interpretation may sound far fetched given the present paradigm of searches for extra resonances within the **MSSM model** implied by the SUSY scenario so successful in predicting the mass of h125, but recalling that X650 properties contradict such a scenario. In simple terms, in MSSM the **heavier scalar decouples from WW and ZZ**, in clear **contradiction** with LHC observations where X650 couples as a SM scalar to WW. In our previous work [15], we tend to interpret the occurrence of various other indications for BSM scalars within the **Georgi Machacek** scheme. H650 requires an extension of the model which predicts $ZZ/WW=2$ for the decay of such a heavy scalar, incompatible with observations. In contrast, the **tensor interpretation** predicts $ZZ/WW=0.5$ and fulfils the required features for the **WW, ZZ and h95h125** channels. This may not be the case for **A420Z**, which suggests the presence of an **additional scalar resonance at the same mass**.

II. Angular distribution for $VBF \rightarrow T_{650} \rightarrow ZZ/W^+W^-$

First, such a tensor can decay into WW and ZZ with a ratio $WW/ZZ=2$, compatible with observations.

Second, in contrast to a scalar, a tensor produced by VBF will decay into ZZ in a forward peaked angular distribution : $d\sigma/d\cos\theta_z \sim (3\cos^2\theta_z - 1)^2$

⁵ ATLAS interprets this indication as $A_{650} \rightarrow H_{420}Z$ on the basis of MSSM.

This behaviour is similar to the **DY background**, that is also forward peaked and therefore will not pass efficiently the selections imposed in sophisticated selections against DY. For instance, $|\cos\theta_z| < 0.8$ keeps 80% of the acceptance for a scalar but only 46% for a tensor.

This result is valid for the VBF case. For ggF one expects [14]:

$$d\sigma/d\cos\theta_z \sim \sin^4\theta_z$$

This distribution should pass the selections for a scalar and one can interpret the absence of signal in the ggF analysis as due to VBF dominance. This goes along the interpretation of CMS for the W^+W^- analysis [5] and cannot be excluded from ATLAS data given the large errors, as explained in Appendix II.

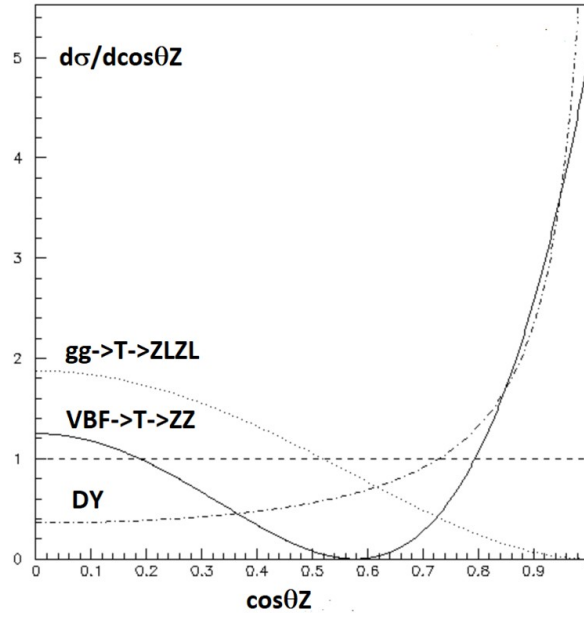


Figure 4: Angular distributions for a tensor T decaying into ZZ (ultra-relativistic approximation). The flat curve would correspond to a scalar. The tensor and scalar distributions are given with the same normalisation. The Drell Yan curve DY closely follows the expected distribution in the VBF case.

With these arguments in mind, one predicts that sophisticated selections will, as observed, similarly decrease the signal and the background for the VBF part, therefore decreasing the statistical significance, hence the absence of evidence for such a signal in ATLAS with an MVA analysis and in CMS with a similar selection method. In a sense, the ‘disappearance’ of X650 in the CMS analysis tends to **confirm a tensor interpretation** of this resonance.

CMS has produced an analysis for the reaction ZZ into 4 leptons for an interpretation in terms of h_{125} . To improve on the signal/background ratio, this analysis has used discriminating observables against the DY background [16], with the result shown in figure 5. These distributions show no excess around 650 GeV, from which one would also conclude that the excess measured in that region does not come from a scalar boson. This is only indicative given that the discriminant cut only keeps a fraction of the selected samples but tends to comfort our belief that the discriminating selection applied in [8,9,10] could cause damages to the indication around 650 GeV if it originates from a tensor particle.

For a tensor decaying into ZW^+ through VBF one expects: $d\sigma/d\cos\theta_z \sim \sin^2\theta_z \cos^2\theta_z$

which is not forward peaked. For the W^+W^- mode one expect: $d\sigma/d\cos\theta_w \sim \sin^4\theta_w$

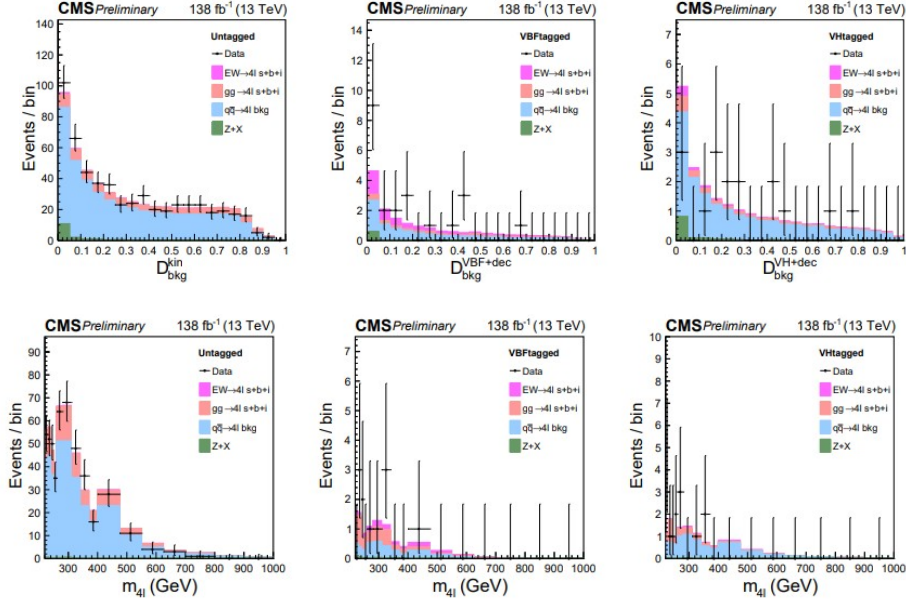


Figure 5, first row: distribution of the discriminant variable. To enhance a scalar signal over background contributions, a discriminant selection, $D > 0.6$, has been applied to the three categories of the first row, meaning that these distributions only contain a reduced fraction of the total sample, therefore with reduced statistical significance but enriched scalar content. Second row: m_{4l} mass distributions observed after this selection for untagged, VBF tagged and VH tagged events, which show no excess at 650 GeV.

III. Consequences for the Georgi Machacek interpretation

T650 does not belong to the GM sector and our attempts to integrate this resonance into an extended version of GM appears unjustified. In particular, our analysis in terms of the matrix method is illegitimate since it mixes 3 scalars and one tensor [15].

The **GHWSR $W^+W^- \rightarrow W^+W^-$ unitarity sum rule** [6] remains valid, where a tensor T^{++} or a scalar H^{++} has to contribute to balance the T650 contribution to the W^+W^- s-channel contribution, meaning that the successful prediction of a $T/H^{++} \rightarrow W^+W^+$ contribution keeps its legitimacy.

Given that $BR(H^+ \rightarrow c\bar{b})$ goes like V_{cb}^2 , where $V_{cb} \sim 0.04$, the **GM model, which corresponds to a type I Yukawa coupling, cannot generate a dominant decay of $H^{++} 130$ into $c\bar{b}$** , as observed by ATLAS. On the other hand this light H^+ is needed to explain the low BR of H^{++} into W^+W^+ by a dominance of H^+H^+ . A possible way out is to assume that this indication is a fake and that an other light H^+ candidate will emerge which decays into $c\bar{s}$ and $\tau^+\nu$.

On top of a tension for the decay mode, $H^+ 130 \rightarrow \bar{b}c$, the GM solution encounters an apparent contradiction with the precision measurements:

- The value of the expected vacuum energy expectation of the two GM doublets deduced from the GHWSR involving W^+W^+ and ZW^+ is above 70 GeV which seems incompatible with the reported value of 30 GeV of [18]
- A similar contradiction is observed with the predictions from b physics [19] which are also in tension with this high value

- The triplet mass m_3 of order 140 GeV seems inconsistent with the interpretation of direct searches from LHC of [18]

On top of these problems, the positive and large value of the mixing parameter α chosen in our previous matrix analysis is inconsistent with the expected negative value [18]. This difference is primarily due to the fact that [22] ignores h_{95} as a GM singlet candidate. It is of course not excluded that this candidate could vanish.

IV. A tensor+scalar solution

The various tensions described in the previous section leads us to **abandon GM** and assume that $T^{++}450$, $T^{+}375$ and $T350$ form an **isovector** of tensors. We will assume that $T650$ is an **isosinglet** and try to collect the remaining candidates in **isodoublets** of scalars. Three of them will be needed, leading naturally to a **3HD model** (see Appendix I).

IV.1 Inputs for a tensor scenario

The present section is meant to describe some features relevant for a tensor (spin 2) scenario.

First of all, in a tensor scenario one should take into account the presence of the **spin factor $2J+1$** which enters in the calculation of the cross section:

$$\sigma \sim (2J+1) \Gamma_i \text{BR}_f$$

where, in the case of VBF, $\Gamma_i = \Gamma_{WW/ZZ}$ and BR_f is the branching ratio of the resonance in the final state.

Assuming that for $X(650)$ the dominant modes are ZZ and WW , for a tensor resonance one predicts $\text{BR}_{WW}=2/3$ and $\text{BR}_{ZZ}=1/3$. From the observed VBF cross section for WW is 160 fb (Appendix II), one infers a WW width of about 15 GeV, instead of 70 GeV for the scalar case. It seems therefore that **interference effects** are faking an apparent total width of 100 GeV. We will go back to this issue in section IV.4.

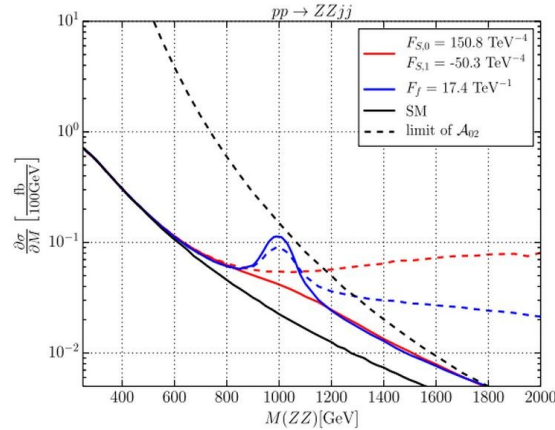


Figure 6: Differential cross section for an isoscalar tensor resonance with mass 1000 GeV and width 100 GeV, for $VBF \rightarrow ZZ$. Solid line in blue : unitarized results, dashed line uncorrected results.

The **U.V. behaviour** of tensor resonances is usually questioned. It can be taken care of by the so-called ‘**unitarization procedure**’. From figure 6 [20], one retains that the unitarized solution, in blue, behaves as a genuine BW, without blowing up at high mass. This means that $T650$ contributions to GHWSR of the type $W^+W^- \rightarrow W^+W^-$ remains meaningful with the important prediction of resonances of type T^{++} .

Keeping only the resonant Born term one has the following amplitude:

$$A(w+w- \rightarrow w+w-) = -(1/24)F_t^2 s^2 P_2(s,t,u)/(s^2 - m^2 + im\Gamma_{\text{tot}}) \text{ with } P_2 = [3(t^2 + u^2) - 2s^2]/s^2$$

which, in the relativistic limit, confirms the VBF angular dependence given in section II.

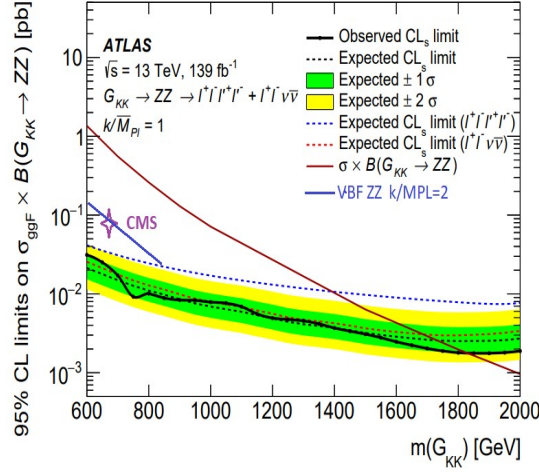


Figure 7: From ATLAS [8], expected and observed 95% CL upper limit on resonant production cross section for spin-2 $pp \rightarrow X \rightarrow ZZ$ signal hypothesis. The red line shows the bulk KK graviton predictions for $\kappa/\overline{M}_{\text{Pl}}=1$. The blue line shows the prediction for the VBF cross sections for $\kappa/\overline{M}_{\text{Pl}}=2$. The magenta star shows the CMS result deduced from $VBF \rightarrow X650 \rightarrow W^+W^-$.

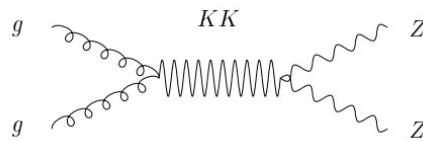
For the tensor case, one has $ZZ/WW=0.5$, not incompatible with experimental observations given the large uncertainties in the determination of the VBF and ggF cross sections (see Appendix II).

Leaving generalities, one may ask if such a tensor solution could fit into some specific BSM models. What comes to mind are **Randall Sundrum models** [14] with warped **extra-dimensions** which predict heavy Kaluza Klein excitations of the **graviton** G_{KK} .

The experimental situation is summarized by figure 7 [8] where one sees that the RS prediction, when dominated by the ggF contribution, excludes a KK graviton lighter than 1.8 TeV. This problem is alleviated if one assumes that this resonance is produced via VBF, as suggested by the CMS analysis for the W^+W^- channel.

Predictions for G_{KK} couplings to SM particles are widespread in the literature [21,22,23,25] but seem to fail reproducing observation, predicting a **dominant ggF contribution** originating from two sources:

- The standard **top loop contribution** which is model dependent. This problem is solved in [22] where top quarks are "sequestered" from KK graviton⁶ in the extra-dimension
- The **tree-level ggF contribution**⁷:



⁶ This expression is due to K. Agashe

⁷ K. Agashe, private communication

which seems unavoidable and gives a ggF contribution **in excess with observation**. One therefore tends to conclude that data look inconsistent with available RS models. As discussed in section IV.4, one can assume a **non universal coupling of the KK particles** which would favour ZZ/WW coupling over gg and, presumably, $\gamma\gamma$ couplings, the later explaining why KK has escaped detection is this gold plated mode.

Within RS, a scalar **radion** r is expected to couple to Gkk as a longitudinal Z boson ZL. One can speculate [26] that h95 and h125 carry a radion component, explaining the observation of $T650 \rightarrow h95h125$.

The Gkk resonances have quantified masses [22] which go like $m_i \sim x_i^G$ where: $x_i^G = 3.83, 7.02, 10.17, 13.32$. The isotensor T350 would be the first KK recurrence, T650 the second one. T940 the third and T1230 the fourth are still unobserved. Under this hypothesis $T350 \rightarrow ZZ$ was not detectable since its coupling² is $(7.02/3.83)^2 = 3.35$ weaker, which directly affects the VBF cross section. Presumably the BR into ZZ remains the same. The background is 5 times larger as shown in figure 1. It is possible that, with increased integrated luminosity, one could detect $T350 \rightarrow ZZ$ in the process $A420 \rightarrow T^*Z$.

Note that the width of T650 could be of order 20 GeV, meaning that recurrences T940 and T1230 could have widths of 40 GeV and 70 GeV, therefore observable with more luminosity.

Again, this hypothesis has also consequences concerning the GHW sum rule since this rule relates square couplings to ZZ which are a growing function of the rank of the KK resonance. Even if we have not yet detected recurrences above rank 2, they should contribute and even dominate this sum rule both for what concerns neutral and doubly charged tensors. All what one can say is that the difference between the contributions of the neutral and the double charged tensors is small, certainly smaller than the SM term but one cannot predict $BR(W+W+)$ as in the case of GM.

IV.2 An extra 650 candidate ?

Recently an indication [1] has been reported by CMS for $X700 \rightarrow Y400h125 \rightarrow b\bar{b}b\bar{b}$. Given the poor mass resolution, it can also originate from $T650 \rightarrow T350h$. This finding does not necessarily contradict the result from ATLAS interpreted as $A420 \rightarrow T320Z \rightarrow hh$, since this process is limited by phase space and can therefore be interpreted as $A420 \rightarrow T^*Z$.

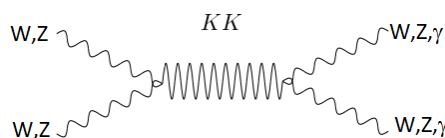
In the RS model, one expects that the preferred decays of Gkk are through top and b quark pairs, dominating over hh and ZZ/WW modes. For T650 however, the ggF process seems to be subdominant, implying that top quarks are decoupled due their distribution in the extra dimension [22]. This may not be the case for b quarks, explaining the large coupling of T350 to b quarks, as implied by the new candidate.

IV.3 A narrow resonance into two photons ?

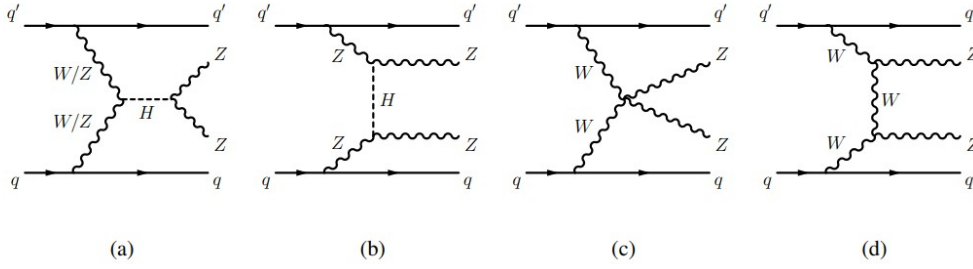
A heavy SM Higgs boson is a wide resonance dominated by WW/ZZ/tt modes, which only receives minute, therefore unmeasurable, loop contributions from two photon modes. This is not the case for a KK graviton tensor which couples directly to the energy-momentum tensor containing photon, gluon, Z/H/W, fermions contributions [32]:

$$\mathcal{L}_{V,f}^G = \frac{k_{V,f}}{\Lambda} T_{\mu\nu}^{V,f} G^{\mu\nu}.$$

From LHC observations, one expects the following VBF production mechanisms:



with an angular distribution $\sim (3\cos\theta^2-1)^2$ for W,Z,H and $\sim \sin\theta^4$ for photons, the later being eminently favourable for detection.



The SM VBF background which interferes with $WW \rightarrow KK \rightarrow ZZ$ comes from the 4 processes shown above. The s-channel h125 exchange (a) is positive while the t-channel (d) is negative. SM interference contributions tend to cancel for a 400 GeV resonance as shown in figure 6 of the CMS paper [10]. At 650 GeV, the t-channel will dominate and will produce an enhancement below the resonance in agreement with figure 11.

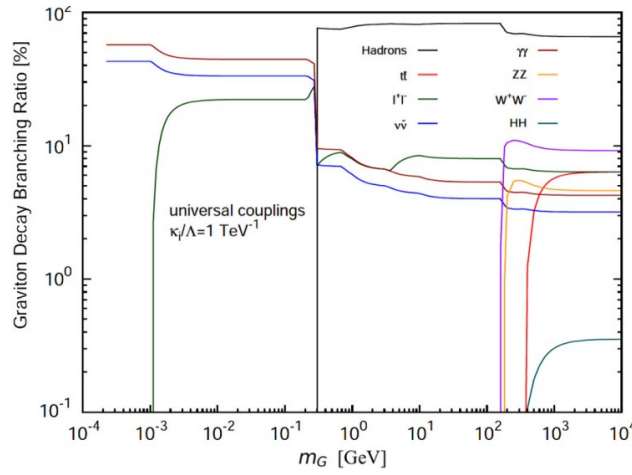


Figure 8 : Graviton decay branching ratios [32] assuming a universal coupling of gravitons to the energy-momentum tensor.

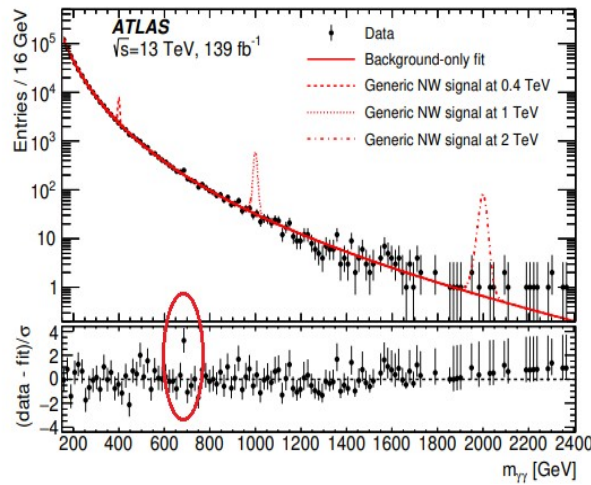


Fig 9: ATLAS search for narrow resonances decaying into two photons [33]. One observes a 3.5 s.d. deviation in the 670 GeV bin which corresponds to an excess of 50 events, that is $s/b=1/4$.

Figure 11-a shows that using a simple Breit Wigner and ignoring the negative bin, one tends to **overestimate the total width**. Note also that the **true mass** of this resonance tends to be above 650 GeV, although in slight disagreement with figure 9 which gives 670 GeV instead of 700 GeV. The width, 29 GeV, seems also over estimated given that the whole $\gamma\gamma$ signal is contained in a single 16 GeV bin.

CMS data lead to a **total width of 10 GeV** and a mass of 692 GeV [34].

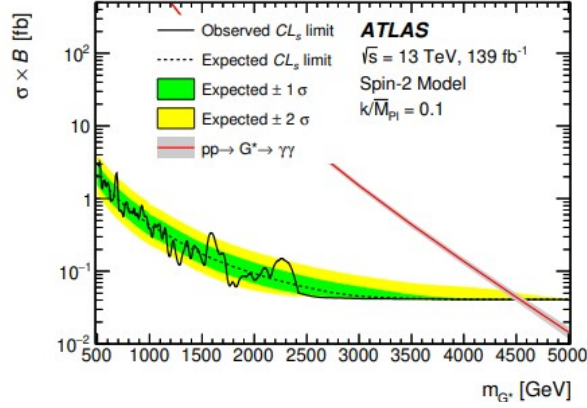


Figure 10: Upper limits from ATLAS for spin-2 resonances cross sections times branching ratio into two photon [33].

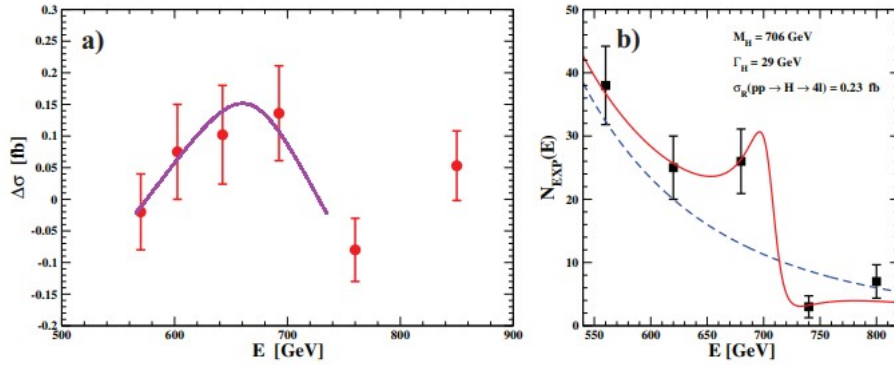


Fig 11: Plot a) from [34] shows an analysis of the ZZ data from ATLAS interpreted without taking into account interference effects, which suggest a wide resonance centred a 650 GeV while plot b) shows a distinct result taking into account an interference with the SM background.

The measured cross section for ZZ into 4 lepton final state, 0.2 fb, agrees, within errors, with the prediction given in Appendix II, ~ 0.1 fb.

Ref [34] has also applied the same treatment to CMS ZZ data with similar conclusions. Again we reiterate the need for a CBA analysis in order to be compatible with a spin 2 resonance.

The upper limit given by figure 10 is **two orders of magnitude below the measured value for ZZ** reported in appendix II. This means that, contrary to the universal coupling picture assumed in figure 8, the coupling to two photons is 10 times lower than to ZZ. If this is also the case for the coupling to two gluons, one understands why **VBF is dominating over ggF for the production of the KK graviton**. The absence of signal for e^+e^- implies that this could also be true for leptons. It is worth looking for such a signal at LHC in the DY process, baring in mind that, as for the ZZ case, one could have **interference effects**.

CMS and TOTEM detectors [35] are combined to tag a two photon initial state producing a heavy graviton with subsequent decay into two photons, to be detected by the CMS detector. The resulting spectrum is shown below and, as noted in [34], it shows a 3 s.d. excess near 650 GeV as one would expect from the

decay of T650. In practice, most of these events are random coincidences and, as expected, only one event shows an agreement between the masses reconstructed in the two detectors.⁸

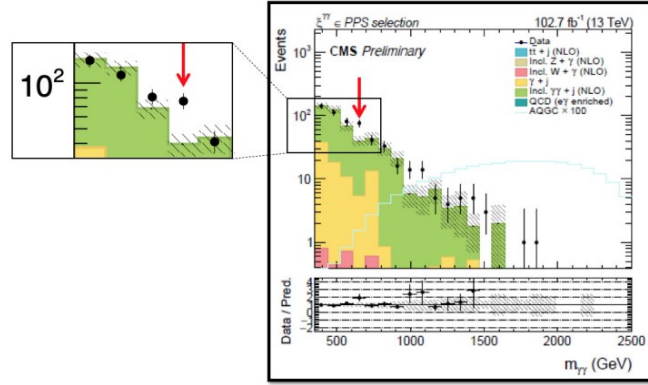


Figure 12: From [34], number of photon pairs reconstructed by CMS in coincidence with TOTEM [35]. The 650 GeV bin shows an excess of 36 events, that is $s/b=1$, with a significance of 3.5 s.d. The bin width is 80 GeV.

A fully quantitative interpretation of the CMS effect goes beyond the scope of the present paper. If one compares the excess of $\gamma\gamma$ events reported by ATLAS to the result shown in figure 12, it seems that $\gamma\gamma$ events produced by VBF have a large probability that the **accompanying forward jets trigger TOTEM**.

IV.4 Proposed interpretation

On top of the **tensor** resonances previously discussed, we need to accommodate the various **scalars** suggested by LHC findings: **h125**, **h95**, **H⁺130**, **A152**, **H650**, **A420** and an additional heavy **H⁺700**, indicated in $t\bar{t}W^+$ [17], whose mass is predicted above 700 GeV [24]. One also assumes that there are **two resonances around 650 GeV**, one of them being the tensor isosinglet T650 the other, observed in AZ, pertaining to the Higgs sector. We can integrate these various scalar candidates within the **three Higgs isodoublet** scheme due to Weinberg. This scenario has several merits :

- It integrates most BSM candidates
- It solves the T650 \rightarrow ZZ puzzle
- It includes $T^{++}\rightarrow W^+W^-$ and $T^+\rightarrow W^+Z$ predicted by the sum rule and indicated at LHC
- It predicts a narrow T650 resonance
- It predicts T650 $\rightarrow\gamma\gamma$

The table below summarizes our interpretation.

HD1	h125 \rightarrow SM modes	WL	ZL
HD2	h95 \rightarrow 2 γ	$t\rightarrow H^+130b\rightarrow\bar{b}c\ b$	A152 \rightarrow 2 γ + Z/W from T^+/T
HD3	H650 \rightarrow A420Z \rightarrow $t\bar{t}Z$	$H^+700\rightarrow$ A420W $^+\rightarrow$ $t\bar{t}W^+$	A420 \rightarrow T*350Z \rightarrow hhZ
T1	T650 \rightarrow ZZ/WW/h125h95/ $\gamma\gamma$ /T350h125(4b) New		
T5	$T^{++}450\rightarrow W^+W^+$	$T^+375\rightarrow ZW^+$	T350 \rightarrow hh, $b\bar{b}$

⁸ Many thanks to C. Royon for underlying this information.

As a consequence, the GM model can be ignored and one is left with the **3HD model** initially proposed by S. Weinberg [28] and used in [27] to provide a satisfactory description of CPV in the Higgs sector. Note in passing that this 3HD solution would be discarded in [29,30,31] since it cannot fulfil the unitarity criteria given that [30] ignores the contribution of the tensor part.

The **3HD model** also provides, in a restricted parameter space [27], an interpretation for $H^+130 \rightarrow \bar{b}c$, satisfying the various constraints on searches and on precision measurements, primarily $b \rightarrow s \gamma$, and the ATLAS indication for H^+130 . It predicts that $BR(t \rightarrow H^+b)BR(H^+ \rightarrow c\bar{b}) = 0.14\%$ as explained in Appendix I. The **second charged Higgs** should be heavier than 700 GeV, compatible with the mass of 650 GeV suggested for the neutral scalar of the heaviest isodoublet as indicated in above table. Recall however that, in a Kaluza Klein interpretation with recurrences, the unitary sum rule does not allow to extract $BR(W^+W^+)$, meaning that the need for a **light H^+** is no more mandatory.

Concerning **A152**, so far observed into 2 photons accompanied by b quarks, leptons or missing transverse energy, it can be interpreted as a cascade originating from H/T650 or T350. One should therefore select these topologies and attempt to identify them as coming from a cascade involving Z bosons. This should allow to reconstruct the state of the parent(s), most likely T650 or T350.

A650 \rightarrow H450Z \rightarrow $t\bar{t}Z$ from ATLAS, which can also be understood as $H650 \rightarrow A420Z$, shows a large cross section interpreted as coming from the process $b\bar{b} \rightarrow A/H$. Quantitatively ATLAS measures a CL upper limit of 636 fb for an expectation of 257 fb. Such a large excess seems in tension with the $t\bar{t}Z$ measurements from ATLAS and CMS which agree with the SM.

V. Triple Higgs coupling measurements

These measurement are presently the main focus within ATLAS and CMS. As predicted by [36], the presence of H650 can have some consequences on the value of κ_λ . This reference claims that scalars with intermediate mass scales and with sizeable couplings to the Higgs vev will modify the Higgs potential and therefore the value of κ_λ . The heavier they are, the larger this deviation, an unusual blessing which reminds us of the influence of the top quark mass on the ρ parameter. This is illustrated in figure 13 from [36] where the variation is shown for various models.

The main issue here is **model dependence**⁹ of this result. For instance, within **MSSM**, the decoupling limit $\sin^2(\alpha - \beta) = 1$ insures SM couplings for hWW/ZZ , irrespective of H mass. At **tree level**, one has $\kappa_\lambda = (m_Z/m_h)^2 \cos^2 2\alpha$, that is $\kappa_\lambda < 0.5$, independently of the heavy scalar mass. This illustrates that MSSM behaves distinctly from generic 2HD models where couplings vary freely, only limited by unitarity constraints, while in MSSM they are given by coupling constants. This model has therefore the virtue of predicting successfully the lightest Higgs mass m_h , up to **loop corrections**, which are large given that, at tree level, one expects $m_h < m_Z$. For κ_λ , these loop corrections are related to those of m_h and one expects $\kappa_\lambda \sim 1$. It is fair to recall that MSSM drastically differs from the 3HD model suggested by LHC data. In our interpretation of H650 belonging to the heaviest HD, one can in principle precisely compute κ_λ .

⁹ Thanks to Gilbert Moulataka for pointing out this aspect

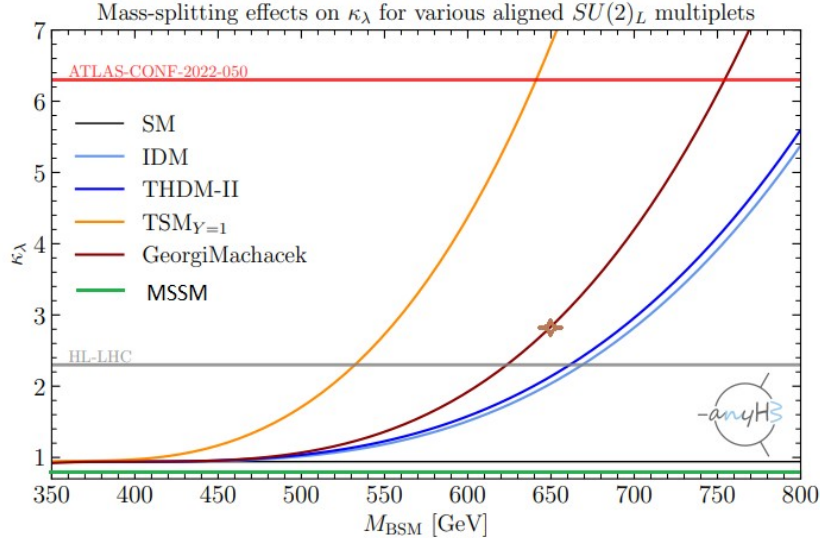


Figure 13: κ_λ versus heavier scalar masses for various models. The green line corresponds to a MSSM solution with $\tan\beta > 5$. The GM solution, $\kappa_\lambda \sim 3$, is indicated by a star.

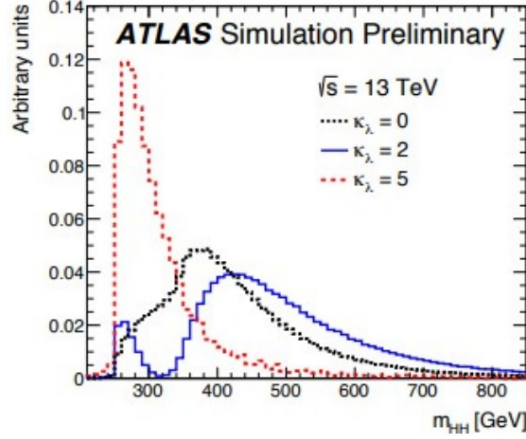


Figure 14: Mass distributions of the hh final state for various values of the parameter κ_λ .

The κ_λ parameter measurement can be affected by **BSM resonances** decaying into hh pairs. This would be the case for T350 observed by ATLAS [28] in the cascade $A(420) \rightarrow T^*350Z \rightarrow hhZ$, which would give a hh signal peaking at 320 GeV. If confirmed, this resonance should be taken into account. This can be understood from figure 14 where one can predict that this resonance would fall in the middle of the mass distribution of the SM contribution. Noteworthy, the size of this cross section could be larger than the SM contribution which is at the level of 30 fb for the ggF part. The CL upper limit for the cross section of $A \rightarrow ZH \rightarrow Zh\bar{h} \rightarrow Zb\bar{b}b\bar{b}$ is of order 70 fb, implying a significant contribution of this BSM source which needs to be subtracted to reach the genuine value of κ_λ .

VI. Prospects at future colliders

If we are right, BSM channels like H/T650 are rich and complex and deserve the highest attention from the HEP community. A **linear collider** reaching 1 TeV is clearly able to measure the heavy tensors which are of major interest. ILC could deliver 8000 fb⁻¹ at this energy. Increasing the energy beyond 1 TeV would be very advantageous. Similarly to the SM process $t\bar{t}H$, $H/T650 \rightarrow t\bar{t}Z$ require a **challenging detector** offering excellent particle identification, including b charge measurement, over the full solid angle.

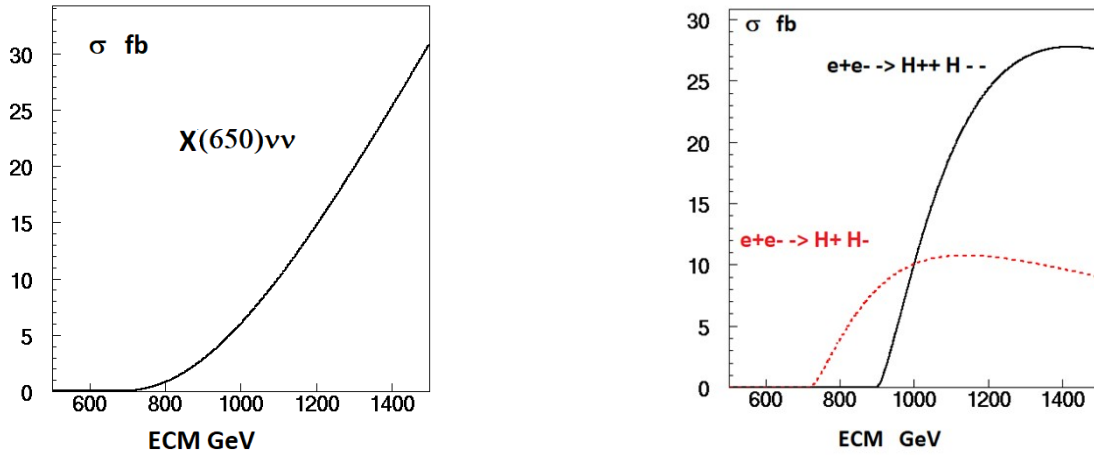


Figure 15: e^+e^- cross sections for heavy resonances

Given the poor determination of the ggF and VBF cross sections achieved so far at LHC, it is presently difficult to accurately predict the cross sections in e^+e^- . In the 3HD scenario (see Appendix I) one can produce h95 in association with A420. A152 can be observed from cascades or in association with h95.

In principle a **KK graviton can couple directly to e^+e^-** . If one assume that, similarly to photons, the coupling is ten times lower than for ZZ, assuming a total width of 20 GeV, one expects $\text{BR}(e^+e^-)=0.25\%$ which gives a **cross section of 0.1 nb** on top of the resonance! This means that a LC collecting 1000 fb⁻¹ at 650 GeV would produce such **10⁸ events** !

An **e^+e^- facility** would allow to provide a large cross section for T^{\pm} through **W^+W^- fusion**. A $\gamma\gamma$ facility would allow to directly produce and measure **$\gamma\gamma \rightarrow 650$** .

Note that the VBF cross section for T/H(650) does not depend on the spin of X(650): for J=2, the spin factor compensates for the reduced width. This is not true for the pair production cross section $e^+e^- \rightarrow T^+T^-$ which differs from $e^+e^- \rightarrow H^+H^-$ by having 25 final state **spin configurations** instead of 1. While both channels have the same coupling **eQ** to the photon, charged tensors couple to Z bosons like **$e(I_3 - Qs^2w)/swcw$** , were $I_3=1$ for T^+ and $I_3=2$ for T^{++} . These two effects will therefore result in a **large enhancement** with respect to the scalar case and provide precise measurements¹⁰ in e^+e^- .

A **circular machine** can also access to h95, A152 and H^+130 . Identifying H^+130 in e^+e^- will be trivial below the top pair threshold through the process $e^+e^- \rightarrow Z/\gamma \rightarrow H^+H^-$. In the 3HD scenario (see Appendix I), one can produce h95 in association with A152, completing the second doublet identification. In this scenario one can also measure $e^+e^- \rightarrow Z \rightarrow h95h125$, providing a direct proof of CPV in the Higgs sector. Indirect sensitivity to heavy scalars through κ_λ can also be achieved using the h125Z channel.

FCCpp would seem an ideal machine to further explore the **KK graviton spectroscopy**, reaching higher rank KK recurrences of the graviton and, eventually, discovering **KK vectorial recurrences**, not yet observed at LHC.

¹⁰ To our knowledge, this cross section is unavailable in the literature.

VII. Conclusions

This note is an update of our work on the interpretation of various indications observed by ATLAS and CMS for new resonances. It was triggered primarily by the claim of CMS of an absence of indication for H650 into ZZ. We provide an interpretation for this absence as due to a **wrong hypothesis** on the spin of this resonance and a dominance of the VBF contribution. We claim that **X650→ZZ originates from a J=2 resonance produced by VBF**. In such a scenario, the treatment applied assuming that X650 is a scalar is inadequate since selections for VBF→X650→ZZ have about the same effect for signal and background, also explaining the behaviour observed by ATLAS in their sophisticated ZZ selections for a scalar particle.

This result cannot be interpreted within the standard RS framework since:

- There is no sign of the large ggF contribution as expected within this scheme
- There is no sign of vector recurrences in the LHC data as one would expect in such a model

In any case, this new result forces us to reconsider our interpretation of X650 and opens an entirely new domain of exciting investigations.

X650 could be made of **two resonances** almost degenerate in mass: a **tensor T650 decaying into WW/ZZ, h125h95 and T350h, co-existing with a scalar H650 decaying into A420Z**, the later fitting into a 3HD scheme.

T650 could be an **isosinglet tensor** while $T^{++}450$ could belong to an **isovectorplet of tensor resonances** comprising $T^{+}375$, indicated into $W^{+}Z$, and T350 indicated into hh and $b\bar{b}$.

The **scalar resonances** can be accommodated into **3HD**, the three Higgs doublet model [28]. This model is motivated since it allows to accommodate both CPV as well as natural flavour conservation¹¹. In our case, it allows to predict a light charged scalar and to understand the dominant mode $H^{+}130 \rightarrow \bar{b}c$ indicated by ATLAS in rare top decays. It predicts a dominant decay of H^{++} into $H^{+}130H^{+}130$. The **confirmation of $H^{+}130$** would therefore represent a significant added value for a H^{++} interpretation, not favoured otherwise.

This model also allows to accommodate one or two scalars lighter than the SM resonance h125. In an extra-dimension interpretation of T650 as a **Kaluza Klein excitation of a graviton**, one expects that h95 could be the **radion** predicted within extra dimension theories.

This KK graviton interpretation naturally predicts the observation of $T(650) \rightarrow \gamma\gamma$ which is confirmed by ATLAS although with a factor 10 suppression with respect to ZZ. This suppression could also be present for gluons and leptons, explaining the absence of signal in lepton pairs and the dominance of WW/ZZ fusion with respect to ggF. CMS seems to bring an additional proof of this mechanism using the photon tagging information provided by TOTEM.

LHC results on the **triple Higgs coupling κ_λ** provide a complementary approach to predict BSM scalar resonances. They already **predict a scalar with mass below 1 TeV in most models**, with the notable exception of MSSM. H650 is a likely heavy scalar candidate which can significantly alter the Higgs potential, implying a measured value of κ_λ **above the SM value**. The contribution from $T350 \rightarrow hh$ could also affect the measurement of κ_λ .

We propose the following line of action:

¹¹ The 2HD model with alignment is incompatible with CPV.

- Confirm the tensorial interpretation of $T_{650} \rightarrow ZZ$ with adequate selections
- Confirm $T^{++}_{450} \rightarrow W^+ W^+$ and $T^{+}_{375} \rightarrow ZW^+$
- Confirm $T_{650} \rightarrow 2\gamma$ inclusive and with TOTEM
- Look for graviton higher KK recurrences

Needless to say that interpretations presented in this paper are moving targets, subject to new experimental inputs. Our present feeling is that the **heavy graviton interpretation of T_{650}** is favoured by many observations. We hope that this note will trigger a common effort from ATLAS and CMS to test the tensor hypothesis in the various channels observed so far. **RUN3** should quadruple the integrated luminosity, sufficient to confirm or dismiss most of our findings at 3 s.d. level significance.

Acknowledgements:

*Contacts with **Yves Sirois** are gratefully acknowledged.*

*Remarks from **Heather Logan**, in particular on the $H+130 \rightarrow cb$ indication, were very fruitful.*

*Essential contributions from **Juergen Reuter** to our understanding of the tensorial world are gratefully acknowledged with his patient and immediate answering to the questions of F.R.*

*Many thanks to **Raman Sundrum** for answering F.R. about the possibility of KK gravitons being lighter than KK vector mesons.*

***Kaustubh Agashe** has provided very important inputs to interpret these LHC observations.*

*Many thanks to **Johannes Braathen** for enlightening explanations on the predictions for heavy scalar masses deduced from the measurements of κ_λ performed at LHC.*

*Friendly and pertinent exchanges with **Andreas Crivelin** are gratefully acknowledged.*

*Very useful comments about the candidate CP-odd near $t\bar{t}$ threshold were provided by **Abdelhak Djouadi**.*

*Many thanks to **Christophe Royon** for patiently explaining the subtleties of operations of TOTEM with CMS.*

References:

[1] Search for a heavy scalar boson decaying into a Higgs boson and a new scalar particle in the four b-quarks final state using proton-proton collisions at $\sqrt{s}=13$ TeV CMS-PAS-HIG-20-012

see also : Additional scalar bosons - CMS Orateur: Efe Yazgan (National Taiwan University)

<https://indico.ijclab.in2p3.fr/event/10259/timetable/#20240923.detailed>

[2] CMS Collaboration, Search for heavy pseudoscalar and scalar bosons decaying to top quark pairs in proton-proton collisions at $\sqrt{s} = 13$ TeV, CMS-PAS-HIG-22-013, <https://cds.cern.ch/record/2911775/files/HIG-22-013-pas.pdf>

[3] Search for a CP-odd Higgs boson decaying into a heavy CP-even Higgs boson and a Z boson in the $\ell+\ell-t\bar{t}$ and $v\bar{v}b\bar{b}$ final states using 140 fb⁻¹ of data collected with the ATLAS detector

ATLAS Collaboration Georges Aad (Marseille, CPPM) et al. (Nov 7, 2023), e-Print: 2311.04033

[4] Search for Higgs boson pair production in association with a vector boson in pp collisions at $\sqrt{s}=13$ TeV with the ATLAS detector ATLAS Collaboration Georges Aad (Marseille, CPPM) et al. (Oct 11, 2022)

Published in: Eur.Phys.J.C 83 (2023) 6, 519, Eur.Phys.J.C 83 (2023) 519 e-Print: 2210.05415

[5] Discriminating between Pseudoscalar Higgs and Toponium States at the LHC and Beyond

Abdelhak Djouadi (Annecy, LAPP and Granada U., Theor. Phys. Astrophys.), John Ellis (King's Coll. London and CERN), Jeremie Quevillon (Annecy, LAPP) (Dec 19, 2024) e-Print: 2412.15138

- [6] Sum rules for Higgs bosons, J.F. Gunion, H.E. Haber, and J. Wudka, *Phys. Rev. D* **43**, 904 (1991)
- [7] Search for a light charged Higgs boson in $t \rightarrow H^\pm b$, with $H^\pm \rightarrow cb$, in the lepton+jets final state in proton-proton collisions at $\sqrt{s}=13$ TeV with the ATLAS detector
ATLAS Collaboration Georges Aad(Marseille, CPPM) et al. (Feb 22, 2023)
Published in: *JHEP* **09** (2023) 004 e-Print: 2302.11739
- [8] Measurements of differential cross-sections in four-lepton events in 13 TeV proton-proton collisions with the ATLAS detector, ATLAS Collaboration Georges Aad (Marseille, CPPM) et al. (Mar 2, 2021)
Published in: *JHEP* **07** (2021) 005, e-Print: 2103.01918
- [9] Search for heavy resonances decaying into a pair of Z bosons in the $\ell+\ell-\ell'+\ell'-$ and $\ell+\ell-\nu\nu$ final states using 139 fb $^{-1}$ of proton-proton collisions at $\sqrt{s}=13$ TeV with the ATLAS detector
ATLAS collaboration Georges Aad (Marseille, CPPM) et al. (Sep 30, 2020)
Published in: *Eur.Phys.J.C* **81** (2021) 4, 332, e-Print: 2009.14791
Search for heavy ZZ resonances in the $\ell+\ell-\ell+\ell-$ and $\ell+\ell-\nu\nu$ final states using proton-proton collisions at $\sqrt{s}=13$ TeV with the ATLAS detector
ATLAS Collaboration M. Aaboud et al. (Dec 18, 2017)
Published in: *Eur.Phys.J.C* **78** (2018) 4, 293, e-Print: 1712.06386
- [10] Search for heavy scalar resonances decaying to a pair of Z bosons in the 4-lepton final state at 13 TeV
CMS Collaboration 20 July 2024 CMS-PAS-HIG-24-002
- [11] Search for high mass resonances decaying into $W+W-$ in the dileptonic final state with 138 fb $^{-1}$ of proton-proton collisions at $\sqrt{s}=13$ TeV
CMS Collaboration (2022) CMS PAS HIG-20-016
- [12] As a consequence of $H(650) \rightarrow W+W-/ZZ$, one predicts $H^{++} \rightarrow W+W+$ and $H^{+-} \rightarrow ZW+$, as indicated by LHC data
Alain Le Yaouanc(IJCLab, Orsay), (IJCLab, Orsay), François Richard(IJCLab, Orsay)(Aug 23, 2023)
Presented at the 2nd ECFA workshop on e+e- Higgs/EW/Top Factories e-Print: 2308.12180
- [13] Search for a new resonance decaying into two spin-0 bosons in a final state with two photons and two bottom quarks in proton-proton collisions at $\sqrt{s}=13$ TeV
CMS Collaboration Armen Tumasyan(Yerevan Phys. Inst.) et al. (Oct 2, 2023)
Published in: *JHEP* **05** (2024) 316, e-print:2310.01643
- [14] A Large mass hierarchy from a small extra dimension
Lisa Randall(Princeton U. and MIT), Raman Sundrum(Boston U.)(May 4, 1999)
Published in: *Phys.Rev.Lett.* **83** (1999) 3370-3373, e-Print: hep-ph/9905221
- [15] Triple Higgs coupling
Alain Le Yaouanc(IJCLab, Orsay), (IJCLab, Orsay), François Richard(IJCLab, Orsay)(Apr 15, 2024)
Contribution to LCWS24 e-Print: 2404.09827
- [16] Measurement of the Higgs boson mass and width using the four leptons final state
CMS Collaboration CMS-PAS-HIG-21-019
- [17] Search for dijet resonances in events with an isolated charged lepton using $\sqrt{s}=13$ TeV proton-proton collision data collected by the ATLAS detector
ATLAS Collaboration Georges Aad(Marseille, CPPM) et al. (Feb 26, 2020)
Published in: *JHEP* **06** (2020) 151
e-Print: 2002.11325
- [18] Updated constraints on the Georgi-Machacek model and its electroweak phase transition and associated gravitational waves
Ting-Kuo Chen(Taiwan, Natl. Taiwan U.), Cheng-Wei Chiang(Taiwan, Natl. Taiwan U. and NCTS, Taipei), Cheng-Tse Huang(Taiwan, Natl. Taiwan U.), Bo-Qiang Lu(Huzhou U.)(May 4, 2022)
Published in: *Phys.Rev.D* **106** (2022) 5, 055019 e-Print: 2205.02064
- [19] Indirect constraints on the Georgi-Machacek model and implications for Higgs boson couplings
Katy Hartling (Ottawa Carleton Inst. Phys.), Kunal Kumar (Ottawa Carleton Inst. Phys.), Heather E. Logan (Ottawa Carleton Inst. Phys.) (Oct 21, 2014)
Published in: *Phys.Rev.D* **91** (2015) 1, 015013 e-Print: 1410.5538
- [20] Resonances at the LHC beyond the Higgs boson: The scalar/tensor case
Wolfgang Kilian(Siegen U.), Thorsten Ohl(Wurzburg U.), Jürgen Reuter(DESY), Marco Sekulla(Siegen U. and KEK, Tsukuba and KIT, Karlsruhe)(Oct 30, 2015)
Published in: *Phys.Rev.D* **93** (2016) 3, 03600, e-Print: 1511.00022
- [21] Phenomenology of the Randall-Sundrum Gauge Hierarchy Model
H. Davoudiasl (SLAC), J.L. Hewett (SLAC), T.G. Rizzo (SLAC)(Sep, 1999)
Published in: *Phys.Rev.Lett.* **84** (2000) 2080, e-Print: hep-ph/9909255

- [22] *Warped Gravitons at the LHC and Beyond*
K. Agashe (Syracuse), H. Davoudiasl (Brookhaven), G. Perez (Stony Brook), A. Soni (Brookhaven)(July, 2007)
Published in: *Phys.Rev. D* 76:036006,2007, e-print: hep-ph/0701186
- [23] *Gravity particles from Warped Extra Dimensions, predictions for LHC*
Alexandra Carvalho (ICTP-SAIFR, Sao Paulo and Sao Paulo, IFT and Lyon, IPN)(Mar 31, 2014), e-Print: 1404.0102
- [24] *KK graviton resonance and cascade decays in warped gravity*
Barry M. Dillon(Sussex U.), Chengcheng Han(Tokyo U., IPMU), Hyun Min Lee(Chung-Ang U.), Myeonghun Park(IBS, Daejeon, CTPU)(Jun 22, 2016)
Published in *Int.J.Mod.Phys.A* 32 (2017) 33, 1745006, e-Print: 1606.07171
- [25] *LHC Signals for KK Graviton from an Extended Warped Extra Dimension*
Kaustubh Agashe(Maryland U.), Majid Ekhterachian(Maryland U.), Doojin Kim(exas A-M), Deepak Sathyan(Maryland U.)(Aug 14, 2020)
Published in: *JHEP* 11 (2020) 109, e-Print: 2008.06480
- [26] *Search for a light radion at HL-LHC and ILC250*
Francois Richard
(Orsay, LAL)(Dec 18, 2017), e-Print: 1712.06410
- [27] *Slight excess at 130 GeV in search for a charged Higgs boson decaying to a charm quark and a bottom quark at the Large Hadron Collider*
A.G. Akeroyd(Southampton U.), Stefano Moretti(Southampton U. and Upsalla U.), Muyuan Song(Southampton U. and Peking U.,CHEP)(Feb 7, 2022)
Published in: *J.Phys.G* 49 (2022) 8, 085004 e-Print:2202.03522
- [28] S. Weinberg, *Gauge Theory of CP violation*, *Phys. Rev. Lett.* 37 (1976) 657.
- [29] *CP-violation in the Weinberg 3HDM potential*
O.M. Ogreid(Bergen U.), P. Osland(Bergen U.), M.N. Rebelo(Lisbon, CFTP) (Nov 8, 2024)
e-Print: 2411.05480
- [30] *Fingerprinting the type-Z three-Higgs-doublet models*
Rafael Boto(Lisbon, CFTP)Dipankar Das(Indian Inst. Tech., Indore), Luis Lourenco(Lisbon, CFTP), Jorge C. Romao(Lisbon, CFTP), Joao P. Silva(Lisbon, CFTP)(Apr 26, 2023)
Published in: *Phys.Rev.D* 108 (2023) 1, 015020 e-Print: 2304.13494 [hep-ph]
- [31] *Light scalars in the Weinberg 3HDM potential with spontaneous CP violation*
Robin Plantey(Norwegian U. Sci. Tech.), O.M. Ogreid(HVL, Norway), Per Osland(Bergen U.), Margarida Nesbitt Rebelo(Lisbon, CFTP and Lisbon, IST), M.Aa. Solberg(Norwegian U. Sci. Tech.)(Sep 14, 2022)
Published in: *PoS DISCRETE2020-2021* (2022) 064 Contribution to: *DISCRETE 2020-2021*, 064 e-Print: 2209.06499
- [32] D. d’Enterria and G. G. da Silveira, “Observing light-by-light scattering at the Large Hadron Collider”, *Phys. Rev. Lett.* 111 (2013) 080405
- [33] *Search for resonances decaying into photon pairs in 139 fb⁻¹ of pp collisions at sqrt(s)=13 TeV with the ATLAS detector*
ATLAS Collaboration Georges Aad(Marseille,CCPM) et al. (Feb 26, 2021)
Published in: *Phys.Lett.B* 822 (2021) 136651 e-Print: 2102.13405
- [34] *Additional evidence of a new 690 GeV scalar resonance*
M.Consoli(INFN,Catania), L.Cosmai(INFN,Bari), F. Fabbri(INFN,Bologna), G.Rupp(IS,Lisbon(main)) (Jan 7, 2025)
e-Print:2501.03708
- [35] CMS and TOTEM Collaborations, *Phys. Rev. D* 110 (2024) 012010; arXiv:2311.02725
- [36] *anyH3: precise predictions for the trilinear Higgs coupling in the Standard Model and beyond*
Henning Bahl(Chicago U. and Chicago U., EFI), Johannes Braathen(DESY), Martin Gabelmann(DESY), Georg Weiglein(DESY and Hamburg U., Inst. Theor. Phys. II)(May 4, 2023)
Published in: *Eur.Phys.J.C* 83 (2023) 12, 1156, *Eur.Phys.J.C* 84 (2024) 5, 498 (erratum), e-Print:2305.03015

APPENDIX I

Interpretation of $t \rightarrow H^+ 130b \rightarrow \bar{c} b b$ within the Weinberg model

Reference [27] provides a detailed description of the Weinberg 3HD model [28] and its application to the evidence for $t \rightarrow H^+ 130b \rightarrow \bar{c} b b$ provided by ATLAS. At its says, this evidence is weak and would not draw too much our attention if this particle was not implied by the low BR of $H^{++} 450 \rightarrow W^+ W^+$ and $H^+ 375 \rightarrow Z W^+$, themselves implied by $X 650 \rightarrow ZZ/WW$. Appendix I is a simple summary of the results which can be found in [27]. The Weinberg model is characterized by the presence of two extra mixing angles. The three doublets have vacuum expectations v_1, v_2 , and v_3 . One defines: $\tan\beta = v_2/v_1$ and $\tan\gamma = \sqrt{v_1^2 + v_2^2}/v_3$. There is an additional angle θ . The parameter θ is a mixing angle between the two massive charged scalars and δ is a CP-violating phase. Following [27], we take $\theta = -\pi/2$. The $\delta = 0$ as a starting point.

As usual the physical states are related to the EW eigenstates by a 33 matrix U:

$$\begin{pmatrix} s_\gamma c_\beta & s_\gamma s_\beta & c_\gamma \\ -c_\theta s_\beta e^{-i\delta} - s_\theta c_\gamma c_\beta & c_\theta c_\beta e^{-i\delta} - s_\theta c_\gamma s_\beta & s_\theta s_\gamma \\ s_\theta s_\beta e^{-i\delta} - c_\theta c_\gamma c_\beta & -s_\theta c_\beta e^{-i\delta} - c_\theta c_\gamma s_\beta & c_\theta s_\gamma \end{pmatrix}.$$

The decay widths depend on 3 quantities:

$$X = \frac{U_{d2}^\dagger}{U_{d1}^\dagger}, \quad Y = -\frac{U_{u2}^\dagger}{U_{u1}^\dagger}, \quad Z = \frac{U_{\ell 2}^\dagger}{U_{\ell 1}^\dagger}.$$

where the indexes u, d and ℓ are given in the following table:

	u	d	ℓ
3HDM (Type I)	2	2	2
3HDM (Type II)	2	1	1
3HDM (Lepton-specific)	2	2	1
3HDM (Flipped)	2	1	2
3HDM (Democratic)	2	1	3

TABLE I: The five versions of the 3HDM with NFC and the corresponding u, d and ℓ values. Taking $u = i$ means that the up-type quarks receive their mass from v_i and likewise for d (downtype quarks) and ℓ (charged leptons).

As in [27], we choose 3HDM (Flipped).

Mixing angles β and γ are constrained by the ATLAS indication for $H^+ 130$ and the LHC searches for $H^+ \rightarrow \tau^+ \nu$ and $H^+ \rightarrow \bar{c} s + c \bar{b}$ and by the $b \rightarrow s \gamma$ measurement, as shown in figure 16.

We choose $m_{H_2^+} = 700$ GeV, $\tan\beta = 15$ and $\tan\gamma = 10$ and derive:

$v_1 = 16.2$ GeV $v_2 = 244$ GeV $v_3 = 24.5$ GeV

$X = -1.05$, $Y = 0.1$ and $Z = -0.1$

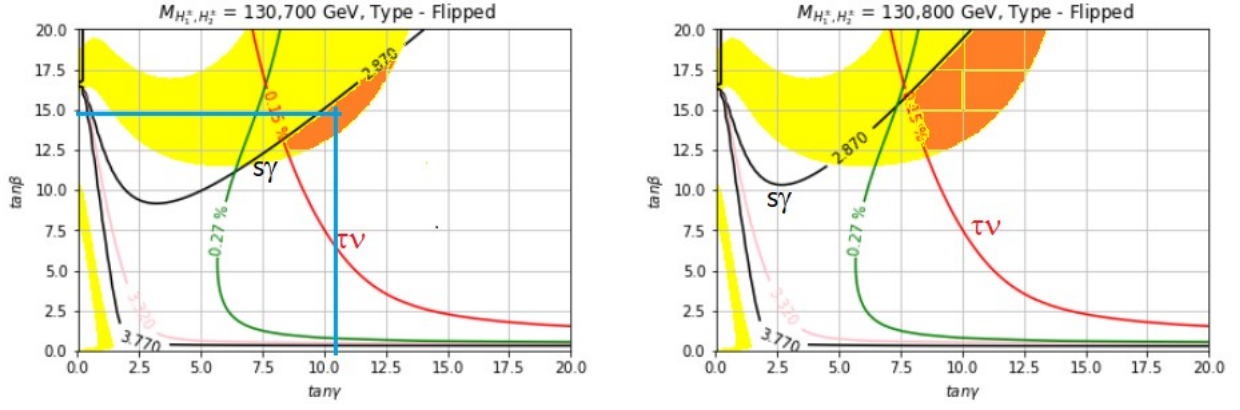


Figure 16: The orange region represents the allowed regions for $m_{H_1^+}=130$ GeV and $m_{H_2^+}=700$ GeV (left panel) and $m_{H_2^+}=800$ GeV (right panel) in the 3HD (Flipped) model . The yellow area is given by the ATLAS indication for H^+130 . The black curves come from the $b \rightarrow s\gamma$ constraints, the red curve comes from LHC searches using $H_1^+ \rightarrow \tau^+ \nu$, the green curve from $c\bar{s}+c\bar{b}$ channels. The chosen parameters are indicated in blue (left panel).

We can then derive the various relevant widths:

$$\Gamma(H^\pm \rightarrow \ell^\pm \nu) = \frac{G_F m_{H^\pm} m_\ell^2 |Z|^2}{4\pi\sqrt{2}}, \quad \Gamma(t \rightarrow W^\pm b) = \frac{G_F m_t}{8\sqrt{2}\pi} [m_t^2 + 2m_W^2] [1 - m_W^2/m_t^2]^2,$$

$$\Gamma(H^\pm \rightarrow ud) = \frac{3G_F V_{ud}^2 m_{H^\pm} (m_d^2 |X|^2 + m_u^2 |Y|^2)}{4\pi\sqrt{2}}, \quad \Gamma(t \rightarrow H^\pm b) = \frac{G_F m_t}{8\sqrt{2}\pi} [m_t^2 |Y|^2 + m_b^2 |X|^2] [1 - m_{H^\pm}^2/m_t^2]^2.$$

which gives us : **BR($\tau^+ \nu$)=18 % BR($c\bar{s}$)=22% BR($c\bar{b}$)=60 % BR($t \rightarrow H^+130b$)=0.24 %**

One accordingly understands the formidable challenge for LHC to extract H^+130 from top decays. The dipole moment of the neutron gives an upper bound $|\sin\delta| < 0.9$. Even if we take the largest allowed CPV, this will not change drastically our conclusions on H^+130 branching ratios.

e^+e^- should provide a very clean situation by using the channel $e^+e^- \rightarrow H^+H^-$ with the presence of up to **2b quarks**, which allows a separation from W^+W^- , and by operating below the top threshold.

e^+e^- should also provide a powerful test of CPV in the Weinberg model [29] through the measurement of $e^+e^- \rightarrow Z \rightarrow h_i h_j$ where h_i are the five neutral bosons of this model. This process gives zero for $h_9 h_{125}$ in case there is CP conservation but can significantly differ from zero otherwise. Assuming that h_2 is the SM scalar and that h_1 is h_9 and assuming that there is alignment such that h_2 behaves as the SM, figure 17 gives the degree of Z affinity between the 5 neutral states¹². It shows that the coupling of the SM h_2 couples weakly to the 4 other scalars as a consequence of the SM behaviour of h_2 . In contrast one expects a large coupling for $e^+e^- \rightarrow h_9 h_{A152}$, which is good news for circular machines.

It indicates that the CP odd states $A152$ and $A420$ contain a CP even component such that $ZA152A4320$ is non zero.

H^+700 can decay into $A420W^+ \rightarrow t\bar{t}W^+$ which has presumably resulted in its observation in an inclusive jet-jet mode requesting a large p_t lepton + missing energy [17]

¹² Figure 17 is only illustrative and does not necessarily correspond to our case since reference [31] works out without the presence of tensors.

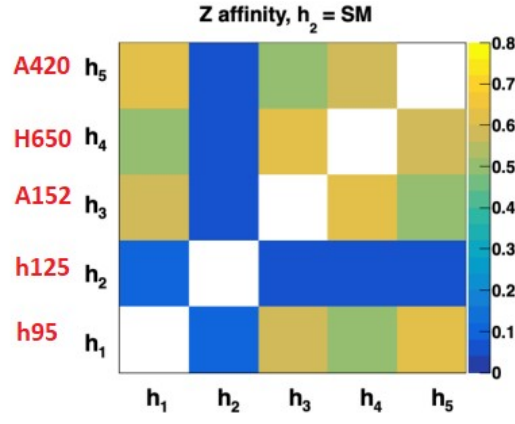


Figure 17: Average Z affinity of states h_i and h_j neutral scalars assuming h_2 is the SM scalar.

APPENDIX II

Crude evaluations for $\text{VBF} \rightarrow \text{X650}$ cross sections

In a tensor scenario, one expects that $\text{ZZ}/\text{WW}=0.5$, larger than our estimate from the ATLAS CBA analysis, $\text{ZZ}/\text{WW} \sim 0.2+0.2-0.1$, but within errors, noting also that this figure does not take into account the interference pattern shown in figure 11.

From the W^+W^- analysis, CMS concludes that VBF is dominant and measures $\text{VBFBR}(W+W^-)=160 \pm 50 \text{ fb}$, which requires for H650 $\Gamma_{\text{WW}}=70 \text{ GeV}$ hence $\Gamma_{\text{ZZ}}=35 \text{ GeV}$ and **$\text{VBF} \sim 250 \pm 70 \text{ fb}$** , which predict a wide resonance with **$\Gamma_{\text{tot}} > 100 \text{ GeV}$** . One would expect $80 \pm 25 \text{ fb}$ for $\text{VBFBR}(\text{ZZ})$ which is not inconsistent with the CBA result of ATLAS given the large uncertainties.

Similarly our estimate of $(\text{ggF}+\text{VBF})\text{BR}(\text{ZZ})=150 \pm 60 \text{ fb}$, gives **$\text{ggF}+\text{VBF} \sim 400 \pm 160 \text{ fb}$** , compatible with $\text{ggF}=0$.

Note however that, in case of T650, above widths are reduced by 5 since the VBF cross sections are multiplied by a $2J+1=5$ spin factor. In which case one would have a **resonance width of $\Gamma_{\text{tot}}=20 \pm 5 \text{ GeV}$** , compatible with the observed width in the two photons mode. It is however fair to say that figure 1 and 2 suggest a wider resonance. According to reference [35] the true width being of order 20 GeV due to **interference effects**.

Figure 7 shows the predicted RS cross sections given by CMS. Taken at face value, they would exclude KK gravitons up to 1.8 TeV. This result assumes a large ggF cross section while present results seem compatible with the sole VBF contribution with $k/\text{MPL}=1$, which corresponds to $\Gamma_{\text{WW}}=16 \text{ GeV}$.