

SIMPLE CLOSED GEODESICS ON REGULAR SPHERICAL POLYHEDRA

DARYA SUKHOREBSKA

ABSTRACT. In this article, we found all simple closed geodesics on regular spherical octahedra and spherical cubes. In addition, we estimate the number of simple closed geodesics on regular spherical tetrahedra.

Keywords: simple closed geodesic, regular tetrahedron, octahedron, cube, spherical space.

MSC2020: 52B05, 53C22, 52B10

1. INTRODUCTION

Describing simple closed geodesics on a convex regular or not surface in Euclidean space is a long-standing problem. The first results, in particular on convex polyhedra, were presented by Alexandrov [Ale05], Pogorelov [Pog49], and Toponogov [Top63]. Notice that a geodesic does not go through a vertex of a polyhedron, that makes the behavior of geodesics differ from the smooth case. D. Fuchs and E. Fuchs completed and systematized results on closed geodesics on regular polyhedra in Euclidean space [FF07]. In particular, they showed that on a regular polyhedron, that is not a tetrahedron, there are finitely many simple closed geodesics. On a regular tetrahedron in Euclidean space, there are infinitely many simple closed geodesics. Akopyan and Petrunin [AP18] showed that isosceles tetrahedra are the only convex surfaces in Euclidean space that admit arbitrary long simple closed geodesics.

In this paper, we study simple closed geodesics on regular spherical tetrahedra, octahedra, and cubes. In this case, facets of the polyhedra have constant curvature 1 and the intrinsic geometry of the polyhedra depends on the value of the planar angle of a facet.

If there is a simple closed geodesic γ on a polyhedron in Euclidean space, then there are infinitely many geodesics equivalent to γ . All of them are parallel to each other in the development of the polyhedron. By distinct geodesics on the euclidean polyhedron, we mean geodesics that are not equivalent and can not be transformed into each other by symmetries of the polyhedron. If there is a simple closed geodesic γ on a spherical polyhedron, then γ is unique within its class of equivalents. By different geodesics on the spherical polyhedron, we mean geodesics that can not be mapped into each other by symmetries of the surface.

In the work [BS21], a behavior of simple closed geodesics on a regular spherical tetrahedron is described, and conditions of the existence of a simple closed geodesic in terms of the estimates on the plane angle α of the tetrahedron are found. In particular, it was shown that there are finitely many geodesics on a spherical tetrahedron (unlike to euclidean case). Borisenko, in his work [Bor22], presented the necessary and sufficient condition of the existence of a simple closed geodesic in terms of the length of an abstract shortest curve.

In the current work, we estimate the number of different simple closed geodesics on a spherical tetrahedron with a planar angle α .

Theorem A. *The number $N(\alpha)$ of different simple closed geodesics on a spherical tetrahedron with the planar angle $\alpha \in (\pi/3, 2\pi/3)$ satisfies*

$$c_1(\alpha) < N(\alpha) < c_2(\alpha),$$

The author is partially supported by DFG grant TRR 191.

Acknowledgements. The author is grateful to Alexander Borisenko for useful remarks, Alexander Lytchak for the discussion, and Jeroen Winkel for valuable comments.

where

$$c_1(\alpha) \approx \frac{3 \cos^2(\alpha)}{8 \sin^2(\alpha/2)(4 \sin^2(\alpha/2) - 1)}.$$

$$c_2(\alpha) \approx \frac{2 \sin^2(\alpha/2)}{4 \sin^2(\alpha/2) - 1} + 1.$$

When α tends to $\pi/3$, the number of simple closed geodesics on a spherical tetrahedron grows to infinity.

On a regular euclidean octahedron there are only two distinct simple closed geodesics and there are only three of them on a cube. In the present work, we showed that the same holds for spherical octahedra and spherical cubes.

Theorem B. *There are only two different simple closed geodesics on regular spherical octahedra.*

Theorem C. *There are only three different simple closed geodesics on spherical cubes.*

In the Euclidean case, the proof follows from a tiling of a plane. However, there is no tiling of a unite sphere with regular triangles or squares for any planar angle. To prove our result we analyze the domain that a simple closed geodesic bounds on a spherical polyhedron.

2. MAIN DEFINITIONS

A *spherical triangle* is a convex polygon on a unit sphere bounded by three shortest lines. A triangle is regular if the lengths of its edges are equal. A regular triangle is uniquely determined by the value α of inner angles. The length of the edge is equal to

$$(2.1) \quad a_t = \arccos \left(\frac{\cos \alpha}{1 - \cos \alpha} \right),$$

$$\lim_{\alpha \rightarrow \pi/3} a_t = 0; \quad \lim_{\alpha \rightarrow \pi/2} a_t = \pi/2.$$

A *regular spherical tetrahedron* $A_1A_2A_3A_4$ is a closed convex polyhedron that consists of four regular spherical triangles glued by three in each vertex. A planar angle α of a regular spherical tetrahedron satisfies the conditions $\pi/3 < \alpha \leq 2\pi/3$. If $\alpha = 2\pi/3$, then the tetrahedron is the unit two-dimensional sphere. There are infinitely many simple closed geodesics on it. In the following we suppose that the angle α satisfies $\pi/3 < \alpha < 2\pi/3$ on the tetrahedron.

A *regular spherical octahedron* is a closed convex polyhedron that consist of eight spherical triangles glued by four in each vertex. A planar angle α of the octahedron satisfies $\pi/3 < \alpha \leq \pi/2$. If $\alpha = \pi/2$, then the octahedron is the unit two-dimensional sphere with infinitely many simple closed geodesics on it. In the following we assume that the planar angle α of the octahedron satisfies $\pi/3 < \alpha < \pi/2$.

Consider a spherical triangle ABC with the edges a opposite to the angle A , b opposite to the angle B and c , opposite to C . Consider two cosine formulas for the sides

$$(2.2) \quad \cos b = \cos a \cos c + \sin a \sin c \cos B$$

$$\cos c = \cos a \cos b + \sin a \sin b \cos C$$

Combining this two equations we have

$$\cos b = \cos a (\cos a \cos b + \sin a \sin b \cos C) + \sin a \sin c \cos B;$$

$$\cos b (1 - \cos^2 a) = \cos a \sin a \sin b \cos C + \sin a \sin c \cos B;$$

Dividing both sides on $\sin a$ we obtain

$$(2.3) \quad \cos b \sin a = \cos a \sin b \cos C + \sin c \cos B;$$

Since in any spherical triangle, the sine of the angles are to each other as the sine of their opposite sides, one can rewrite the equation (2.3) as following

$$(2.4) \quad \cos b \sin A = \cos a \sin B \cos C + \sin C \cos B.$$

A *spherical square* is a convex polygon on a unit sphere bounded by the four shortest lines of the same length and having four equal angles α . Denote the vertices of a spherical square as $A_1A_2A_3A_4$ and the length of the side of a square as a_s . Applying the formula (2.4) to the triangle $A_1A_2A_4$, we get

$$\cos a_s \sin(\alpha/2) = \cos a_s \sin(\alpha/2) \cos \alpha + \sin \alpha \cos(\alpha/2).$$

Modifying this equation, we get that the length of the edge is equal to

$$(2.5) \quad a_s = \arccos(\cot^2(\alpha/2)).$$

$$\lim_{\alpha \rightarrow \pi/2} a_s = 0; \quad \lim_{\alpha \rightarrow 2\pi/3} a_s = \arccos(1/3).$$

Using (2.2) we can also calculate the length d of the diagonal of the cube

$$(2.6) \quad \cos d = \frac{\cos^4(\alpha/2) - \cos^2 \alpha}{\sin^4(\alpha/2)}.$$

$$\lim_{\alpha \rightarrow \pi/2} d = 0; \quad \lim_{\alpha \rightarrow 2\pi/3} d = \arccos(-1/3).$$

A *spherical cube* is a closed convex polyhedron that consist of six spherical squares glued by three in each vertex. A planar angle α of a cube satisfies the conditions $\pi/2 < \alpha \leq 2\pi/3$. If $\alpha = 2\pi/3$, then the cube is a unit two-dimensional sphere and has infinitely many simple closed geodesics on it. In the following we assume that on the cube the planar angle α satisfies $\pi/2 < \alpha < 2\pi/3$.

For all regular spherical polyhedra the inner geometry of the surface depends on the planar angle α .

A *geodesic* is a locally shortest curve $\gamma : [0, 1] \rightarrow M$. The geodesic is *closed* if $\gamma(0) = \gamma(1)$ and $\gamma'(0) = \gamma'(1)$. The geodesic is called *simple* if it has no points of self intersection, i.e. the map $\gamma : (0, 1) \rightarrow M$ is injective.

A geodesic has the following properties on a convex polyhedron: 1) it consists of line segments on facets of the polyhedron; 2) it forms equal angles with edges of adjacent facets; 3) a geodesic cannot pass through a vertex of a convex polyhedron [Ale05].

In what follows the words *tetrahedron*, *octahedron* or *cube* refer to a regular spherical tetrahedron, octahedron, or spherical cube respectively unless the opposite is specified. The word *geodesic* refers to a simple closed geodesic.

In Euclidean space, one can unfold the facets of a polyhedron onto the plane in the order in which these facets are intersected by geodesic. The resulting polygon on a plane is called a **development** of the polyhedron. The geodesic is unfolded into a straight line segment inside the development. For a spherical polyhedron, one can perform the same unfolding onto a unite two-dimensional sphere. However, in this case, we should consider the local embedding of the development into the sphere. The global embedding needs to be checked separately. The geodesic is locally unfolded into an arc of a great circle of a sphere.

3. PROPERTIES

Borisenko [Bor20] proved the generalization of Toponogov theorem [Top63] to the case of two-dimensional Alexandrov space.

Theorem 1 (Borisenko [Bor20]). *Let G be a domain homeomorphic to a disc and G lies in a two-dimansional Alexandrov space of curvature $\geq c$ (in sense of Alexandrov). If the boundary curve γ of G is λ -convex, $\lambda > 0$ and $c + \lambda^2 > 0$, then the length $s(\gamma)$ of γ satisfies*

$$s(\gamma) \leq \frac{2\pi\sqrt{|c|}}{\sqrt{c + \lambda^2}}.$$

The equality holds if and only if the domain G is a disc on the plane of constant curvature c .

A curve γ is called λ -convex with $\lambda > 0$ if any subarc γ_0 of γ satisfies $\tau(\gamma_0)/s(\gamma_0) \geq 0 > 0$, where $\tau(\gamma_0)$ is the integral geodesic curvature (the swerve) of subarc γ_0 and $s(\gamma_0)$ is the length of γ_0 .

A convex spherical polyhedron with facets of curvature 1 is a two-dimensional Alexandrov space of curvature ≥ 1 in sense of Alexandrov. A simple closed geodesic γ bounds a domain, homeomorphic to a disc and $\lambda = 0$. In this case we have the following corollary from the Theorem 1, that we will use.

Lemma 1 (The length of a geodesic). *The length of a simple closed geodesic on a convex spherical polyhedron is $< 2\pi$.*

We call two geodesics **equivalent** if they intersect edges of a polyhedron in the same order. In other words it means that developments of a polyhedron along these geodesics are equal polygons with equal labelings.

Lemma 2 (Uniqueness of a geodesic). *Assume there are two geodesics γ_1 and γ_2 on a spherical polyhedron. If γ_1 and γ_2 are equivalent then they coincide.*

Proof. First, assume γ_1 and γ_2 do not intersect. Then they enclose an annulus Ω that does not have any vertex of the polyhedron inside. Thus Ω is locally isometric to a unite sphere. From the Gauss-Bonnet theorem follows that the integral of the curvature over the area of Ω equals zero. Thus γ_1 and γ_2 coincide.

If γ_1 and γ_2 intersect then they have at least two points of intersection Z_k , $k = 1, 2, \dots$. Between Z_k and Z_{k+1} geodesics bound a region Ω_k that does not have a vertex of the polygon. Moreover, Ω_k is isometric to a lune on a unite sphere, $k = 1, 2, \dots$ (see Figure 1.). Thus the length of a segment of γ_i that belongs to the boundary of Ω_k equals π , $i = 1, 2$. Hence, the length of γ_i is greater or equal to 2π . This contradicts Lemma 1.

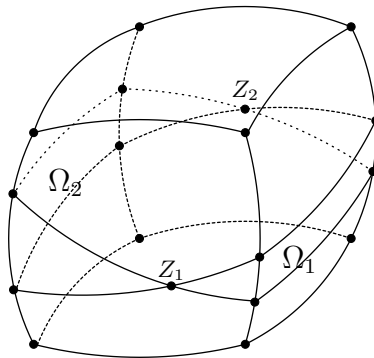


FIGURE 1.

□

4. TETRAHEDRON

Any simple closed geodesic γ on a tetrahedron has p vertices on each of two opposite edges of the tetrahedron, q vertices on each of other two opposite edges, and $(p + q)$ vertices on each of the remaining two opposite edges. The integers (p, q) are coprime and satisfy $0 \leq p < q$. The pair (p, q) is called the **type** (p, q) of geodesic and it uniquely defines a geodesic (see [Pro07], [FF07]). Notice, that it includes pairs $(0, 1)$ and $(1, 1)$.

The necessary condition on the existence of a geodesic of type (p, q) was proved in [BS21]. Namely

Theorem 2 (Borisenko, Sukhorebska [BS21]). *If the planar angle α of a regular spherical tetrahedron satisfies*

$$(4.1) \quad \alpha > 2 \sin^{-1} \sqrt{\frac{p^2 + pq + q^2}{4(p^2 + pq + q^2) - \pi^2}}$$

then there is no simple closed geodesic of type (p, q) on the tetrahedron.

In [BS21] it was also found a small $\varepsilon > 0$ depending on (p, q) such that on a tetrahedron with a planar angle $\alpha < \pi/3 + \varepsilon$ there exists a simple closed geodesic of type (p, q) . Using this, Borisenko in his work [Bor22] proved necessary and sufficient condition of existence a geodesic on a spherical tetrahedron. It was shown that the geodesic on the tetrahedron exists if and only if the length of an abstract shortest curve is less than 2π . From this follows a sufficient condition on the length of the edge of the tetrahedron which contains a geodesic of type (p, q) .

Theorem 3 (Borisenko [Bor22]). *If the edge a_t of a regular spherical tetrahedron satisfies the inequality*

$$(4.2) \quad a_t < 2 \sin^{-1} \frac{\pi}{\sqrt{p^2 + pq + q^2} + \sqrt{(p^2 + pq + q^2) + 2\pi^2}},$$

then this tetrahedron has a simple closed geodesic of type (p, q) .

Let $N(\alpha)$ be a number of geodesics on a tetrahedron with a planar angle α . From the Theorem 2 it follows $N(\alpha)$ is finite.

Theorem A. *The number $N(\alpha)$ of different simple closed geodesics on a spherical tetrahedron with the planar angle $\alpha \in (\pi/3, 2\pi/3)$ satisfies*

$$c_1(\alpha) < N(\alpha) < c_2(\alpha),$$

where

$$(4.3) \quad c_1(\alpha) \approx \frac{3 \cos^2(\alpha)}{4 \sin^2(\alpha/2)(4 \sin^2(\alpha/2) - 1)}.$$

$$(4.4) \quad c_2(\alpha) \approx \frac{2 \sin^2(\alpha/2)}{4 \sin^2(\alpha/2) - 1} + 1.$$

The functions $c_1(\alpha)$ and $c_2(\alpha)$ is monotonically decrease on the interval $(\pi/3, 2\pi/3)$. Moreover

$$c_1\left(\frac{\pi}{2}\right) \approx 0; \quad c_2\left(\frac{\pi}{2}\right) \approx 2.$$

$$c_1\left(\frac{2\pi}{3}\right) \approx \frac{1}{16}; \quad c_2\left(\frac{2\pi}{3}\right) \approx \frac{7}{4}.$$

Since $0 < N(\alpha) < 2$ when $\alpha \in (\pi/2, 2\pi/3)$, it follows that there is only one simple closed geodesic on a tetrahedron with such planar angle. Same result was proved in [BS21, Lemma 4]. It was also shown that this geodesic has type $(0, 1)$.

If $\alpha \rightarrow \pi/3$, then $c_1(\alpha) \rightarrow +\infty$ and $c_2(\alpha) \rightarrow +\infty$. It means that when α tends to $\pi/3$, the number of geodesics tends to infinity.

Note, that for each ordered pair of coprime integers (p, q) , $0 \leq p \leq q$ there exists three simple closed geodesics of type (p, q) . They can be mapped into each other with an isometry of the tetrahedron.

Proof of the Theorem A. Fix the angle $\alpha \in (\pi/3, 2\pi/3)$ and consider a geodesic $\gamma_{p,q}$ of type (p, q) on a tetrahedron with the planar angle α . From Theorem 3 follows that the geodesic of type (p, q) exists if

$$(4.5) \quad p^2 + pq + q^2 < \frac{\pi^2 (2 \sin^2(a_t/2) - 1)^2}{4 \sin^2(a_t/2)}.$$

Using (2.1) we can calculate

$$\sin(a_t/2) = \frac{4 \sin^2(\alpha/2) - 1}{4 \sin^2(\alpha/2)}.$$

Rewrite (4.5) as follows

$$(4.6) \quad p^2 + pq + q^2 < \frac{\pi^2 \cos^2 \alpha}{4 \sin^2(\alpha/2) (4 \sin^2(\alpha/2) - 1)} =: f(\alpha).$$

Let $\psi_1(\alpha)$ be the number of pairs (p, q) such that p, q are coprime, $0 < p \leq q$ and

$$p^2 + pq + q^2 < f(\alpha).$$

Hence

$$(4.7) \quad \psi_1(\alpha) < N(\alpha).$$

Let $c_1(\alpha)$ be the number of pairs (p, q) such that p, q are coprime, $0 < p \leq q$ and

$$p + q < \sqrt{f(\alpha)}.$$

Consider (p, q) as a coordinates of the Euclidean plane. The curve $p^2 + pq + q^2 = f(\alpha)$ is an ellipse with the focal points $(\mp \sqrt{2f(\alpha)/3}, \pm \sqrt{2f(\alpha)/3})$. The ellipse intersects axes $p = 0$, $q = 0$ at the points $(\pm \sqrt{f(\alpha)}, 0)$, $(0, \pm \sqrt{f(\alpha)})$. Since the domain $p + q \leq \sqrt{f(\alpha)}$ and $p, q, \geq 0$ lies inside ellipse, it follows

$$(4.8) \quad c_1(\alpha) < \psi_1(\alpha) < N(\alpha).$$

Euler's function $\varphi(n)$ is equal to the number of positive integers not greater than n and prime to $n \in \mathbb{N}$. From [HW75, Th. 330.] it's known

$$(4.9) \quad \sum_{n=1}^x \varphi(n) = \frac{3}{\pi^2} x^2 + O(x \ln x) \approx \frac{3}{\pi^2} x^2.$$

The error term $O(x \ln x) < Cx \ln x$, when $x \rightarrow +\infty$. In [Mon87] there is an improvement on the error term.

If $(p, q) = 1$ and $p + q = n$, then $(p, n) = 1$ and $(q, n) = 1$. Thus the set of integers not greater than and prime to n are separated into the pairs of coprime integers (p, q) such that $p < q$ and $p + q = n$. It follows that $\varphi(n)$ is even and

$$c_1(\alpha) = \frac{1}{2} \sum_{n=1}^{\sqrt{f(\alpha)}} \varphi(n) \approx \frac{3}{2\pi^2} f(\alpha).$$

Combining (4.8) and (4.9) we have

$$c_1(\alpha) \approx \frac{3 \cos^2(\alpha)}{8 \sin^2(\alpha/2) (4 \sin^2(\alpha/2) - 1)} < \psi_1(\alpha) < N(\alpha).$$

To find estimation on $N(\alpha)$ from above we use the estimation from the Theorem 2. If geodesic $\gamma_{p,q}$ on a tetrahedron exists, the pair of coprime integers (p, q) satisfies

$$(4.10) \quad p^2 + pq + q^2 < \frac{\pi^2 \sin^2(\alpha/2)}{4 \sin^2(\alpha/2) - 1} =: g(\alpha).$$

Let $\psi_2(\alpha)$ be the number of pairs (p, q) such that p, q are coprime, $0 < p \leq q$ and

$$p^2 + pq + q^2 < g(\alpha).$$

Notice that $\psi(\alpha)$ does not include the pair $(0, 1)$. Hence

$$(4.11) \quad N(\alpha) < \psi_2(\alpha) + 1.$$

The tangent line to ellipse at the point $\left(\sqrt{g(\alpha)/3}, \sqrt{g(\alpha)/3}\right)$ satisfies

$$p + q = 2\sqrt{\frac{g(\alpha)}{3}}.$$

Let $c_2(\alpha)$ be the number of pairs (p, q) such that p, q are coprime, $0 < p \leq q$ and

$$p + q < 2\sqrt{g(\alpha)/3}.$$

Since the ellipse lies inside the half space $p + q \leq 2\sqrt{g(\alpha)/3}$, it follows

$$(4.12) \quad \psi_2(\alpha) < c_2(\alpha).$$

Using (4.9) we have

$$c_2(\alpha) = \frac{1}{2} \sum_{n=1}^{2\sqrt{g(\alpha)/3}} \varphi(n) \approx \frac{2}{\pi^2} g(\alpha).$$

And from (4.11) and (4.12) follows

$$N(\alpha) < c_2(\alpha) + 1 \approx \frac{2 \sin^2(\alpha/2)}{4 \sin^2(\alpha/2) - 1} + 1.$$

□

5. OCTAHEDRON

Label vertices of an octahedron with A_1, \dots, A_6 , where $A_1A_2A_3A_4$ is a square of symmetry, A_5 is a top vertex and A_6 is a bottom vertex. For any $\alpha \in (\pi/3, \pi/2)$ a geodesic γ divides the surface of the octahedron with a planar angle α into two closed domains D_1 and D_2 . Since γ doesn't go through a vertex of the octahedron, each vertex belongs to only one of the domains.

Lemma 3. *If a domain D_i , $i = 1, 2$ contains a vertex of the octahedron, then D_i contains at least one edge, coming out of this vertex.*

Proof. Since the planar angle of the octahedron $\alpha > \pi/3$, the geodesic γ can not sequentially intersect more than three edges coming from one vertex. Therefore, the domain D_i contains at least two vertices of the octahedron.

Without loss of generality we can assume the domain D_1 has at most three vertices of the octahedron. If not, we can consider D_2 . Suppose D_1 contains a vertex A_5 inside, and does not have any edge coming out of it. Then γ intersect all edges A_5A_i , $i = 1, \dots, 4$ at least once. Let X_i be the closest point of γ to A_5 on the edge A_5A_i , $i = 1, \dots, 4$.

First, assume there is no X_iX_{i+1} segments of γ inside the facets $A_5A_iA_{i+1}$, $i = 1, \dots, 4$, if $i + 1 > 4$ then take $i + 1 \pmod{5}$. Consider the facet $A_5A_1A_2$. The geodesic γ goes from the point X_1 to a point Y_1 and from the point X_2 to a point Y_2 . If Y_1 is on the edge A_5A_2 then $\text{dist}(A_5, Y_1) > \text{dist}(A_5, X_2)$ since X_2 is the closest point of γ to A_5 on A_5A_2 . But then X_2Y_2 intersects X_1Y_1 , that leads to a contradiction. Thus Y_1 and Y_2 lie on the edge A_1A_2 and

$$(5.1) \quad \text{dist}(A_1, Y_1) < \text{dist}(A_1, Y_2).$$

Similarly, on the facet $A_5A_2A_3$ the segment of γ coming out of X_2 goes to a point Q_2 on the edge A_2A_3 and on the facet $A_5A_4A_1$ the segment of γ coming out of X_1 goes to a point Q_1 on the edge A_1A_4 . Consider now the facet $A_1A_2A_6$. The segment of γ coming out of Y_1 goes to a point Z_1 and Z_1 should be on the edge A_6A_2 . Otherwise γ crosses all edges coming out of the vertex A_1 at the points Q_1, X_1, Y_1, Z_1 sequentially that leads to a contradiction. By the same argument the segment of γ goes from Y_2 to the point Z_2 at the edge A_1A_6 . From (5.1) follows Y_1Z_1 and Y_2Z_2 intersect that leads to a contradiction.

Hence we can assume there is a segment X_1X_2 of γ inside $A_5A_1A_2$. Assume there are no geodesic segments X_2X_3 , X_3X_4 or X_4X_1 within their facets. Similarly to above once can show

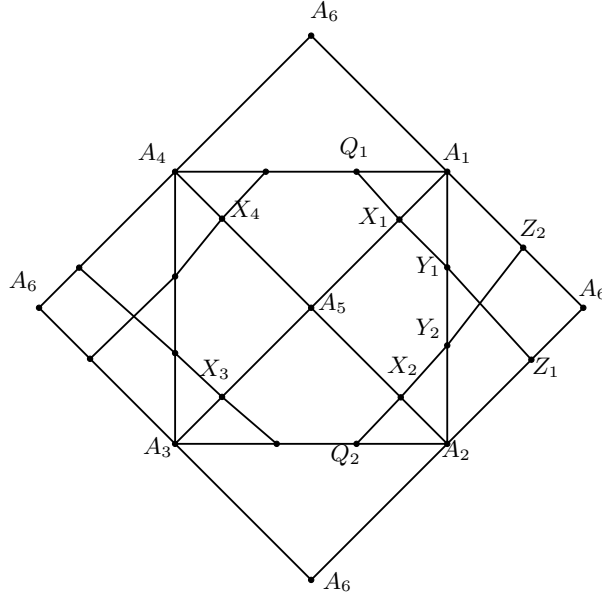


FIGURE 2.

starting at X_4 γ crosses the edge A_3A_4 and then the edge A_3A_6 , and starting at X_3 γ goes to A_3A_4 and A_4A_6 . This leads to a contradiction (see Figure 2).

Therefore there exist one of the segments X_2X_3 , X_3X_4 or X_4X_1 . If there are two of them, then γ crosses all four edges around A_5 , that is contradiction.

Case 1. Assume that the points X_3 and X_4 are connected. Then on the facet $A_5A_2A_3$ the geodesic γ goes from the point X_2 to a point Y_2 at the edge A_2A_3 and γ goes from the point Y_3 to a point Y_3 on A_2A_3 and $\text{dist}(A_2, Y_2) < \text{dist}(A_2, Y_3)$. Note that there is no points of γ between Y_2 and Y_3 . If there is a point Q of γ between Y_2 and Y_3 on the edge A_2A_3 , then on the facet $A_2A_3A_5$ the geodesic should have a segment QP coming out of Q . Since X_2 and X_3 are the closest point of γ to A_5 on there edges, and since QP can not intersect X_2Y_2 or X_3Y_3 , we get a contradiction.

Denote by γ_1 the part of the geodesic, that starts at Y_2 on the facet $A_6A_2A_3$, continues going on the octahedron surface and comes to the point Y_3 . Denote by σ_1 the segment Y_2Y_3 of the edge A_2A_3 . Then γ_1 and σ_1 bound the domain G_1 on the octahedron.

Similarly on the facet $A_5A_4A_1$ the geodesic comes from the point X_1 to the point Y_1 on the edge A_1A_4 and from the point X_4 to the point Y_4 also on A_1A_4 and $\text{dist}(A_4, Y_4) < \text{dist}(A_4, Y_1)$. As before one can show that there is no other points of the geodesic between Y_1 and Y_4 . Denote by γ_2 the part of the geodesic that starts at Y_1 on A_1A_4 in opposite direction to X_1 , goes along the surface and comes to Y_4 . Denote by σ_2 the segment Y_1Y_4 on the edge A_1A_4 . The segments γ_2 and σ_2 bound the domain G_2 on the octahedron (see Figure 3).

Case 2. Consider now the case, when there one of the segments X_1X_4 or X_2X_3 on the facet $A_5A_4A_1$ or $A_5A_3A_2$ respectively and there is no X_3X_4 on $A_5A_3A_4$. In this case γ crosses three edges coming out of A_5 sequentially. Assume there is X_1X_4 .

Similarly to the Case 1, on the facet $A_5A_2A_3$ the geodesic γ goes from the point X_2 to a point Y_2 at the edge A_2A_3 and γ goes from the point Y_3 to a point Y_3 on A_2A_3 and $\text{dist}(A_2, Y_2) < \text{dist}(A_2, Y_3)$. As before let γ_1 be the part of the geodesic that starts at Y_2 on the facet $A_6A_2A_3$, goes along the surface and comes to the point Y_3 . And let σ_1 be the segment Y_2Y_3 of the edge A_2A_3 . Then γ_1 and σ_1 bound the domain G_1 on the octahedron.

On a facet $A_5A_4A_3$ the geodesic has the segment X_4Y_4 . If Y_4 lies on the edge A_5A_3 , then $\text{dist}(A_5, Y_4) > \text{dist}(A_5, X_3)$. But then the segment of γ coming out of X_3 intersects X_4Y_4 , since X_4 is the closest to A_5 point of γ on A_5A_4 . Hence Y_4 lies on A_4A_3 . The geodesic goes from

the point X_3 to a point Y_5 on the edge A_4A_3 and $\text{dist}(A_4, Y_4) < \text{dist}(A_4, Y_5)$. We denote by γ_2 the part of the geodesic that starts at Y_4 on A_4A_3 in opposite direction to X_4 , goes along the surface and comes to Y_5 . Denote by σ_2 the segment Y_4Y_5 on the edge A_4A_3 . The segments γ_2 and σ_2 bound the domain G_2 on the octahedron (see Figure 4).

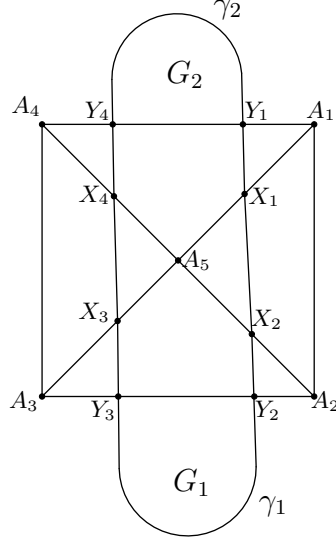


FIGURE 3.

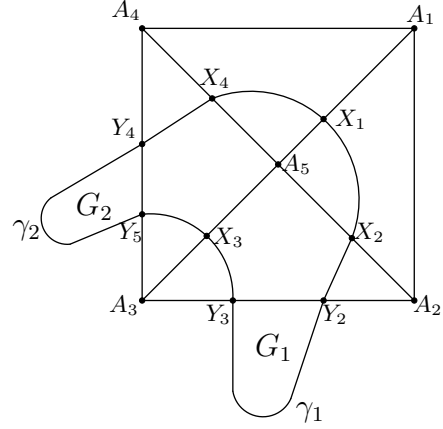


FIGURE 4.

In both cases we obtain two domains G_1 and G_2 bounded by the segment of γ_i and the segment of the octahedron's edge σ_i . The domains G_i , $i = 1, 2$ are locally convex domains homeomorphic to a disc. Moreover, on the octahedron the domains G_1 and G_2 do not intersect. Otherwise, γ_1 and γ_2 intersect. If G_i does not contain any vertex of the octahedron then G_i forms a lune on a unite sphere. Hence the length of σ_i and and the length of γ_i are equal to π . Since σ_i is part of the edge, then from (2.1) follows the length of σ_i is less than $\pi/2$. We get a contradiction.

Hence G_i should have at least one octahedron's vertex, $i = 1, 2$. Since G_i is a part of the domain D_1 , and D_i has at most three octahedron's vertices, then G_i contains exactly one vertex A_{s_i} , $s_i \in \{1, 2, 3, 4, 6\}$ of the octahedron and has no edges coming out of A_{s_i} . Since there is no points of the geodesic on σ_i , then A_{s_1} and A_{s_2} are different vertices of the octahedron, otherwise γ_1 and γ_2 intersect.

Consider the point A_{s_1} inside G_1 . The behaviour of the geodesic around A_{s_1} is similar to the behaviour around A_5 . Hence, the domain G_1 is divided into three parts G'_1 , G'_2 and $G_1 \setminus (G'_1 \cup G'_2)$ between them with two segments σ'_1 and σ'_2 of the edges. The domain $G_1 \setminus (G'_1 \cup G'_2)$ contains the vertex A_{s_1} and G'_1 , G'_2 do not intersect and do not have any vertex of the octahedron. Since there is no points of geodesic on σ_1 , then σ_1 belong to the boundary of one of the domains G'_1 or G'_2 , for example to G'_2 (see Figure 5). Then the perimeter of G'_1 is a subarc γ'_1 of γ_1 and the subarc of the octahedon's edge σ'_1 . Since G'_1 does not have any vertex of octahedron, then G'_1 form a lune on a unite sphere. Hence the length of σ'_1 equals π , that leads to a contradiction. \square

Lemma 4. *A domain D_i , $i = 1, 2$ contains three vertices connected with two adjacent edges on the octahedron.*

Proof. By Lemma 3 if the domain D_i contains only two vertices, then D_i has an edge connecting these vertices.

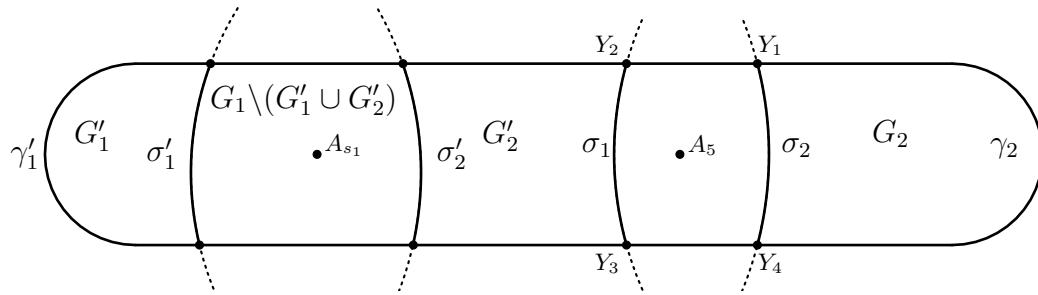


FIGURE 5.

Suppose the domain D_1 contains just one edge of the octahedron, for example A_4A_5 . Denote vertices of γ as X_1, X_2, X_3, X_4, X_5 and X_6 on the edges $A_5A_1, A_5A_2, A_5A_3, A_3A_4, A_4A_6$ and A_1A_4 respectively.

Consider an isometry r of the octahedron that is a rotation on an angle π around a line A_1A_3 . The geodesic γ maps into a geodesic σ that enclose a domain with the edge $r(A_4A_5) = A_2A_6$. Denote by Y_k the vertices of σ such that $Y_k = r(X_k)$ (see Figure 6).

Since $r(A_6A_4) = A_2A_5, r(A_1A_6) = A_1A_5$ and $r(A_3A_6) = A_3A_5$ then $\text{dist}(A_5, X_2) = \text{dist}(A_6, Y_2)$ and $\text{dist}(A_4, X_5) = \text{dist}(A_2, Y_5)$. Hence if γ and σ intersect, then they intersect in four points Z_1, Z_2, Z_3 and Z_4 on the facets $A_1A_2A_5, A_2A_3A_5, A_3A_4A_6$ and $A_1A_4A_6$ respectively.

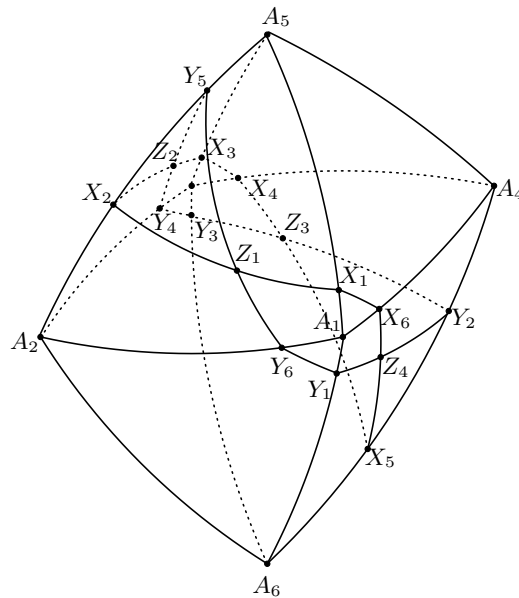


FIGURE 6.

The segments $Z_1Y_5Z_2$ and $Z_1X_2Z_2$ form a lune and they do not enclose any vertex inside. Since the facets of the octahedron are the domains of the unite sphere, then the length of $Z_1X_2Z_2$ is equal to π . The same holds for the segments $Z_4Y_2Z_3$ and $Z_4X_5Z_3$. In this case, the length of the geodesic γ is greater than 2π that contradicts Lemma 1.

Thus γ and σ do not intersect. From the Gauss-Bonnet theorem follows that the integral of the curvature over the area of a domain enclosed by γ and σ equals zero. Since the octahedron

has positive curvature in each point, it follows the geodesics γ and σ coincide after the rotation r . It leads to a contradiction since γ can not pass through the vertex of the octahedron.

Therefore, the domain D_1 contains exactly three vertices of the octahedron. By Lemma 3 there is at least one edge inside D_1 coming out of each vertex. Hence D_1 contains at least two edges of the octahedron connecting three vertices. The same is true for the domain D_2 . \square

Theorem B. *There are only two different simple closed geodesics on regular spherical octahedra.*

Proof. Consider a regular spherical octahedron with a planar angle $\alpha \in (\pi/3, \pi/2)$. A simple closed geodesic γ divides the surface of the octahedron into two closed domains D_1 and D_2 . From Lemma 4 follows each domain D_i contains three vertices of the octahedron connecting with two adjacent edges. There are two possibilities for two edges coming out of one vertex: 1) their endpoints are connected with an edge, and 2) they are not connected with an edge. In the first case, these edges belong to one facet.

Type 1. Denote by X_1, \dots, X_6 the midpoint of the edges $A_1A_2, A_2A_5, A_5A_3, A_3A_4, A_4A_6, A_6A_1$ respectively. Connect X_1, \dots, X_6 consecutively with the segments through the facets (X_6 is connected with X_1). The broken line $X_1X_2X_3X_4X_5X_6$ forms a simple closed geodesic γ on the octahedron with a planar angle $\alpha \in (\pi/3, \pi/2)$ (see Figure 7). The domain D_1 contains the facet $A_1A_4A_5$ and D_2 has $A_2A_3A_6$.

If we consider any simple closed broken line σ on the octahedron, that does not intersect faces $A_1A_4A_5$ and $A_2A_3A_6$, then this broken line is equivalent to γ . In fact, assume σ starts at the edge A_1A_2 . Then σ can only intersect the edge A_2A_5 , and can not go to A_1A_5 . After it σ goes to the edge A_3A_5 , since it can not go to A_2A_3 . Continuing similarly one can deduce, that σ should intersect same edges as γ in the same order. Therefore if there is another geodesic, that encloses the domain with $A_1A_4A_5$ from one side and with $A_2A_3A_6$ from another, then by Lemma 2 this geodesic is coincide with γ .

In general there are four geodesics that bound a domain with a facet of an octahedron. They can be constructed similarly if we fix other two non-connected facets of the octahedron. These geodesics can be mapped into each other with the symmetries of the octahedron.

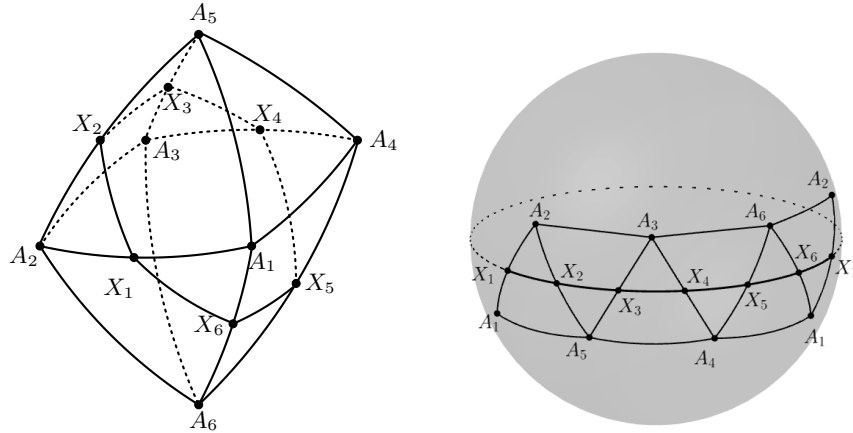


FIGURE 7.

Type 2. Denote by X_1, X_2, X_3 and X_4 the midpoint of the edges A_1A_2, A_2A_3, A_3A_4 and A_4A_1 . Unfold two adjacent facets $A_1A_2A_6$ and $A_2A_6A_3$ into a sphere and draw a geodesic line segment X_1X_2 . Since $\alpha < \pi/2$, then the segment X_1X_2 is contained inside the development and intersects the edge A_2A_6 at right angle. Then unfold another two adjacent facets $A_2A_3A_5$ and $A_3A_5A_4$ and construct the segment X_2X_3 . In the same way connect the points X_3 and X_4 within the edge A_4A_6 , and connect X_4 and X_1 within A_1A_5 . The broken line $X_1X_2X_3X_4$ form a geodesic on the spherical octahedron with a planar angle $\alpha \in (\pi/3, \pi/2)$ (see Figure 8). The

domain D_1 contains the edges A_2A_5 and A_5A_4 that don't bound a facet. The complementary domain D_2 contains the edges A_1A_6 and A_6A_3 .

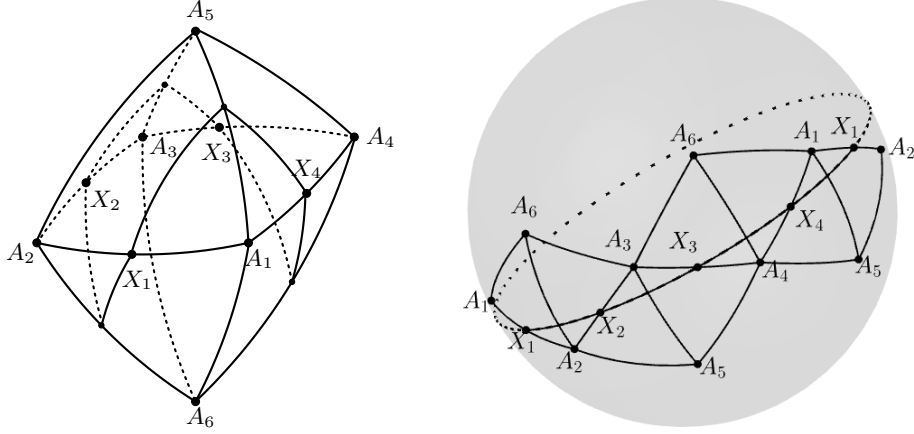


FIGURE 8

Any simple closed broken line σ on the octahedron, that enclosed the domain with the edges A_2A_5 and A_5A_4 from one side and the domain with A_1A_6 and A_6A_3 from other, is equivalent to γ . If σ starts at the edge A_1A_2 , then σ can only go to the edge A_2A_6 , and can not intersect A_1A_6 . After, σ goes to the edge A_2A_3 , since it can not go to A_3A_6 . After, σ intersects A_3A_5 and can not intersect A_2A_5 . Continuing similarly we see that σ intersects same edges as γ in the same order. By Lemma 2 follows that γ is a unique geodesic, that bound the domain with A_2A_5 and A_5A_4 from one side and with A_1A_6 and A_6A_3 from another.

In general there are six geodesics of such type and they coincide up to octahedral symmetry. \square

6. CUBE

For any $\alpha \in (\pi/2, 2\pi/3)$ a geodesic γ divides the surface of the cube with a planar angle α into two domains D_1 and D_2 .

Lemma 5. *If the domain D_i contains a vertex of a cube, then D_i contains at least one edge coming out of this vertex.*

Proof. Since the plane angle α of a cube is greater than $\pi/2$, then a simple geodesic cannot sequentially cross all three edges coming out of a vertex of a cube. Therefore, a domain D_i contains at least two vertices of the cube.

Without loss of generality, we can assume the domain D_1 has at most 4 vertices of the cube. If not, we can consider D_2 . For proof of this lemma, we will use the following labeling of the vertices of the cube. Fix the vertex A_4 . Let A_1, A_2 and A_3 be vertices such that there is an edge A_4A_i on a cube. Let A'_4 be a vertex such that A_4 and A'_4 do not belong to any facet of the cube and let A'_1, A'_2 and A'_3 be the endpoints of the edges coming out of A'_4 . For certainty choose A'_1 such that A'_1 form a facet with A_1, A_3 and A_4 .

Suppose D_1 contains the vertex A_4 inside and does not have any edge coming out of it. Then γ intersects all edges $A_4A_i, i = 1, 2, 3$ at least once. Let X_i be the closest point of γ to A_4 on their edge $A_4A_i, i = 1, 2, 3$.

Case 1. Assume there is no X_iX_{i+1} segments of γ inside the facets $A_4A_iA'_{i+1}A_{i+1}, i = 1, 2, 3$, when $i + 1 > 3$ take $i + 1 \pmod{4}$. On the facet $A_4A_1A'_2A_2$ the geodesic γ goes from the point X_1 to the point Y_1 . If Y_1 lies on the edge A_2A_4 , then $\text{dist}(A_4, X_2) < \text{dist}(A_4, Y_1)$ and the segment of γ coming out of X_2 intersects X_1Y_1 , that leads to a contradiction. Hence, Y_1 belongs to the edge A'_2A_2 or $A_1A'_2$.

Subcase 1.1. If Y_1 belongs to the edge A'_2A_2 , then a segment of γ coming out of X_2 on this facet goes to the point Y_2 on the edge $A_2A'_2$ and $\text{dist}(A_2, Y_2) < \text{dist}(A_2, Y_1)$.

Now consider the facet $A_4A_2A'_3A_3$. The segment of γ coming out of X_2 goes to the point Z_2 , and from the point X_3 goes to the point Y_3 . If Z_2 lies on the segment A_4A_3 , then $\text{dist}(A_4, X_3) < \text{dist}(A_4, Z_2)$. In this case the segment X_3Y_3 intersects X_2Z_2 . If Z_2 lies on the edge $A_2A'_3$, then γ intersects all three edges coming out of A_2 . Hence Z_2 should lie on the edge $A_3A'_3$. The point Y_3 also belong to the edge $A_3A'_3$ and $\text{dist}(A_3, Y_3) < \text{dist}(A_3, Z_2)$. On the facet $A_4A_3A'_1A_1$ the segment of γ goes to a point Z_3 starting at X_3 and goes to the point Z_1 starting at X_1 . As before Z_3 can not be on the edge A_1A_4 and on the edge A'_1A_3 . Hence both points Z_3 and Z_1 lie on $A_1A'_1$ and $\text{dist}(A_1, Z_1) < \text{dist}(A_1, Z_3)$.

Subcase 1.2. If Y_1 belongs to the edge $A_1A'_2$, then on the facet $A_4A_3A'_1A_1$ the point Z_1 can be only on the edge A'_1A_3 . Hence Z_3 should also be on the edge A'_1A_3 . From this follows on the facet $A_4A_2A'_3A_3$ the point Y_3 lies on $A_2A'_3$ and thus Z_2 as well. But then Y_2 can be only on $A_1A'_2$.

Notice, that the case, when Y_1 and Y_2 do not belong to the same edge is not possible. In fact, if Y_1 lies on $A_1A'_2$ and Y_2 lies on $A_2A'_2$, then Z_1 should belong to A'_1A_3 and Z_2 belongs to $A_3A'_3$. But then Z_3 is also on A'_1A_3 and Q_3 is on $A_3A'_3$. Hence the segment $Z_3X_3Y_3$ of γ intersects all three edges coming out of A_3 that leads to a contradiction.

In both Subcases 1.1 and 1.2 the segments X_1Y_1 and X_2Y_2 intersect the diagonal A_1A_2 at the points Q_1 and P_1 respectively. The segments X_2Z_2 and X_3Y_3 intersect the diagonal A_2A_3 at the points Q_2 and P_2 respectively. And the segments X_3Z_3 and X_1Z_1 intersect the diagonal A_1A_3 at the points Q_3 and P_3 respectively.

There is no points of γ between Q_i and P_i , $i = 1, 2, 3$. Assume it's not true and there is a point R on the segment P_1Q_1 . Since there is no points of γ on the segments A_4X_i , then the part of a geodesic that starts at R and goes inside the triangle $A_1A_3A_4$ should intersect P_1Q_1 again at a point S . The segment RS does not intersect any edge of the cube. Then the segment RS of γ and segment of the diagonal form a lune on a sphere. Hence the length of the segment of the diagonal A_1A_3 between R and S equals π that contradicts to (2.6).

Consider the domain of the cube outside the triangles $A_4A_iA_{i+1}$, $i = 1, 2, 3$, when $i + 1 > 3$ then take $i + 1 \pmod 4$. Consider the segment γ_i of the geodesic γ coming out of P_i . Since the domain D_i is homeomorphic to a disc, then it's easy to show, that γ_i comes to the point Q_i , and does not have other points P_j, Q_k , $j, k \neq i$ on it. Denote by σ_i the part of the diagonal of the facet between the points Q_i and P_i . The segments γ_i and σ_i enclose a domain G_i inside D_1 . Each G_i is locally convex and homeomorphic to a disc, $i = 1, 2, 3$.

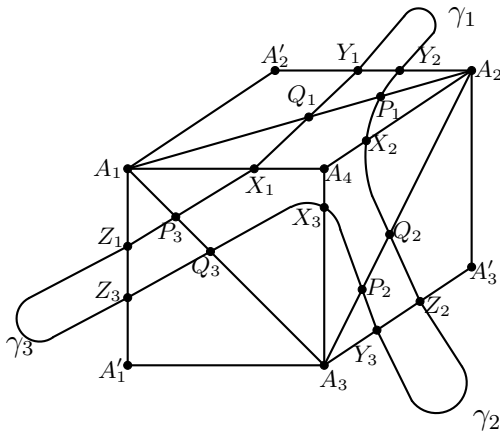


FIGURE 9.

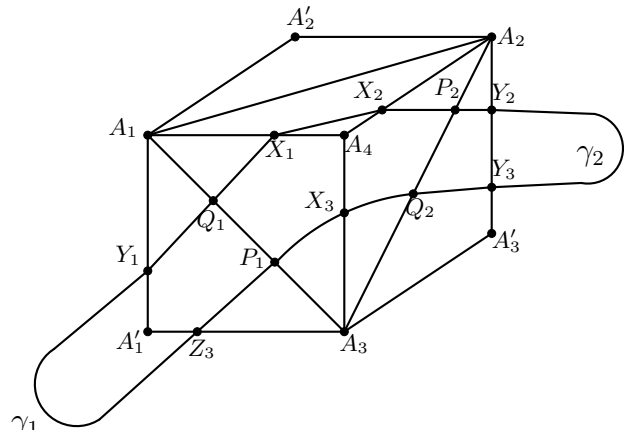


FIGURE 10.

Case 2. Assume there is only one of the three segments X_iX_{i+1} , $i = 1, 2, 3$ of γ inside the facets $A_4A_iA'_{i+1}A_{i+1}$, for example X_1X_2 . If there are two of them, then γ intersects sequentially three edges coming out of A_4 .

On the facet $A_4A_2A'_3A_3$ the geodesic γ goes from the point X_2 to the point Y_2 and from the point X_3 to Y_3 . On the facet $A_4A_3A'_1A_1$ γ goes from the point X_1 to the point Y_1 and from the point X_3 to Z_3 .

If Y_2 is on the edge $A_3A'_3$, then Y_3 should also be on this edge. In this case Z_3 should be on the edge $A_1A'_1$. If Y_2 is on the edge $A_2A'_3$, then Y_3 can be either on $A_2A'_3$ or on $A_3A'_3$ as long as X_2Y_2 and X_3Y_3 do not intersect. Similar conditions hold for Y_1 and Z_1 .

In any case, X_2Y_2 crosses the diagonal of A_2A_3 at the point P_2 and X_3Y_3 intersects A_2A_3 at Q_2 . On the facet $A_4A_3A'_1A_1$ the segment X_3Z_3 intersects A_1A_3 at P_1 and X_1Y_1 intersects A_1A_3 at Q_1 . There is no other points of the geodesic between Q_i and P_i , $i = 1, 2$.

Consider the domain of the cube outside the triangles $A_4A_iA_{i+1}$, $i = 1, 2, 3$, when $i+1 > 3$ then take $i+1 \pmod 4$. Consider the segment γ_i of the geodesic γ coming out of P_i , $i = 1, 2$. Since the domain D_i is homeomorphic to a disc, then it's easy to show, that γ_i comes to the point Q_i , and does not have other points P_j , Q_j , $j \neq i$ on it. Denote by σ_i the parts of the diagonals of the facets between the points Q_i and P_j . The segments γ_i and σ_i enclose a domain G_i inside D_1 . Each G_i is locally convex and homeomorphic to a disc, $i = 1, 2$.

Let $l = 2$ or 3 . In both Cases 1 and 2 we obtain l domains G_i bounded by the segment of γ_i and the segment σ_i of the diagonal of the facet of the cube. On the cube these domains do not intersect. If G_i does not contain any vertex of the cube then G_i is locally isometric to a unite sphere and G_i form a lune on a unite sphere. Hence the length of σ_i is equal to π . Since σ_i is part of the diagonal of the cube's facet, then from (2.6) follows the length of σ_i is less than π . We get a contradiction.

Therefore each G_i should have at least one cube's vertex. If we are in the Case 1 and there are three domains G_i around A_4 , then each domain should have exactly one vertex A_{s_i} of the cube. Moreover, geodesic should intersect all edges coming out of A_{s_i} . Otherwise D_1 has more then four vertices, that contradicts to the assumption. Since domains G_i do not intersect, then all A_{s_i} are different cube's vertices.

If we are in the Case 2, then there are only two domains G_1 and G_2 . Since D_1 has at most four vertices of the cube, then G_1 and G_2 together have up to three cube's vertices. Hence one of the domains, for example G_1 , has exactly one vertex of a cube A_{s_1} , and A_{s_1} does not lie at G_2 . In this case geodesic also intersects all edges coming out of A_{s_i} .

In both cases let us apply again the same construction to the vertex A_{s_1} inside G_1 . The domain G_1 is divided into $l+1$ parts G'_k , $k = 1, \dots, l$ and $G_1 \setminus (\cup_{k=1}^l G'_k)$ between them with l segments σ'_1 and σ'_2 of the diagonals. The domain $G_1 \setminus (\cup_{k=1}^l G'_k)$ contains the vertex A_{s_1} and G'_k do not intersect and do not have any vertex of the cube. Since there is no points of the geodesic on σ_1 , then σ_1 belong to the boundary of one of the domains G'_k , for example to G'_2 . Then the perimeter of G'_1 is a subarc γ'_1 of γ_1 and the subarc σ'_1 of the diagonal of the cube's facet. Since G'_1 does not have any vertex of the cube, then G'_1 form a lune on a unite sphere that again leads to a contradiction. \square

In what following we label the front facet of the cube as $A_1A_2A_3A_4$ and the back one as $A'_1A'_2A'_3A'_4$.

Lemma 6. *A domain D_i , $i = 1, 2$ contains four vertices of the cube connected with at least three edges.*

Proof. By Lemma 5 the domain D_i contains the vertex of a cube together with at least one edge coming out of this vertex.

Case 1. Assume first that the domain D_1 has only one edge, for instance A_1A_4 . Then geodesic intersects the edges $A_1A'_1$, $A_4A'_4$, A_4A_3 and A_1A_2 at the points X_1 , X_2 , X_3 and X_4 respectively.

Rotation r_0 on the angle π along the line passing through the midpoints of the edges A_1A_4 and $A'_2A'_3$ maps γ into a geodesic $\tilde{\gamma}$. Since the edge A_1A_4 maps into itself, and $r_0(A_1A'_1) = A_3A_4$, $r_0(A_1A_2) = A_4A'_4$, then $\tilde{\gamma}$ is equivalent to γ . By Lemma 2 γ and $\tilde{\gamma}$ coincide. Hence $\text{dist}(A_1, X_4) = \text{dist}(A_4, X_2)$ and $\text{dist}(A_1, X_1) = \text{dist}(A_4, X_3)$.

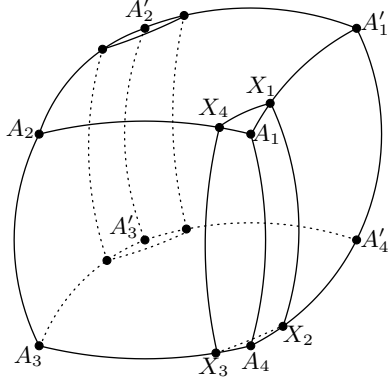


FIGURE 11.

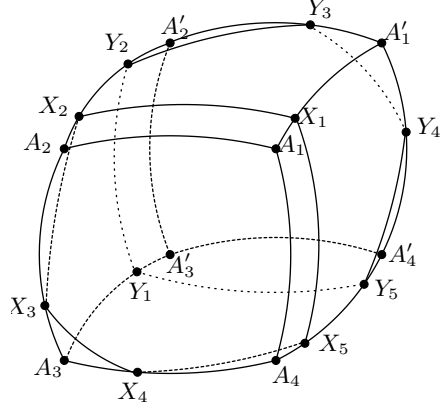


FIGURE 12.

Apply an isometry r of a cube such that $r(A_1A_4) = A'_2A'_3$. The action r is a rotation on the angle π along the line passing through the centers of the facets $A'_1A_1A_2A'_2$ and $A'_4A_4A_3A'_3$. The image of a geodesic γ is a geodesic σ that enclose a domain containing the edge $A'_2A'_3$ (see Figure 11). One can easily check that σ is also fixed by r_0 action.

If γ and σ intersect, then they intersect inside the facets $A'_1A_1A_2A'_2$ and $A'_4A_4A_3A'_3$. But then it would mean that the length of γ is greater 2π that contradicts Lemma 1. Thus γ and σ do not intersect. In this case from the Gauss-Bonnet theorem follows that the integral of the curvature over the area of a domain enclosed by γ and σ equals zero. This leads to a contradiction.

Case 2. Assume now the domain D_1 contains three vertices of a cube. Since each vertex lies in the domain with at least one edge coming out of it, then this vertices belong to the boundary of some facet and connected by two edges. For example D_1 contains A_1A_2 and A_1A_4 . Denote with X_1, \dots, X_5 the vertices of the geodesic γ on the edges $A_1A'_1$, $A_2A'_2$, A_2A_3 , A_3A_4 and $A_4A'_4$ respectively.

A reflection s through the plane $A_1A'_1A'_3A_3$ maps the geodesic γ into a geodesic $\tilde{\gamma}$. Since s fixes the edges $A_1A'_1$ and $A_3A'_3$ and $s(A_2A'_2) = A_4A'_4$, then γ and $\tilde{\gamma}$ are equivalent geodesics and hence by Lemma 2 they coincide. It follows

$$(6.1) \quad \text{dist}(A_4, X_5) = \text{dist}(A_2, X_2)$$

and $\angle(X_5X_1A_1) = \angle(X_2X_1A_1)$. Since γ is a geodesic line, then γ intersects an edge $A_1A'_1$ orthogonal.

Consider two isometries of the cube, namely, the rotation r_1 on an angle π along the line passing through the midpoints of the edges $A_1A'_1$ and $A_3A'_3$ and the rotation r_2 on the angle π along the line passing through the centers of the facets $A_1A_2A_3A_4$ and $A'_1A'_2A'_3A'_4$. An isometry $r_1 \circ r_2$ maps γ into a geodesic σ with the vertices $Y_k = (r_1 \circ r_2)(X_k)$, $k = 1, \dots, 5$ on the edges $A_3A'_3$, $A_2A'_2$, $A'_1A'_2$, $A'_1A'_4$ and $A_4A'_4$ respectively (see Figure 12.). If γ and σ do not intersect, then by the Gauss-Bonnet theorem the integral of the curvature over the area of a domain enclosed by γ and σ should equal zero. This leads to a contradiction. Hence γ and σ intersect.

The intersection is possible when $\text{dist}(A'_2, X_2) \leq \text{dist}(A_2, X_2)$. If $\text{dist}(A'_2, X_2) < \text{dist}(A_2, X_2)$, then γ and σ intersect at the points Z_1 and Z_2 on the facets $A_1A_4A'_4A'_1$ and $A_3A_4A'_4A'_3$ respectively. Thus the length of the segment $Z_1X_5Z_2$ of γ equals π . From (6.1) follows that γ and σ also intersect at the points Z_3 and Z_4 on the facets $A_1A_2A'_2A'_1$ and $A_3A_2A'_2A'_3$ respectively.

Then the length of the segment $Z_3X_2Z_4$ of γ is also equal to π . Hence the length of γ is greater than 2π that leads to a contradiction.

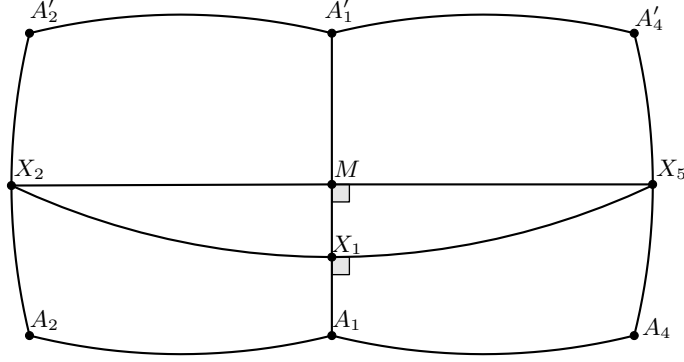


FIGURE 13.

If $\text{dist}(A'_4, X_5) = \text{dist}(A_4, X_5)$, then from (6.1) follows $\text{dist}(A'_2, X_2) = \text{dist}(A_2, X_2)$ as well. Consider the geodesic segment X_2MX_5 where M is a middle point of the edge $A_1A'_1$. The segments $X_2X_1X_5$ and X_2MX_5 form a geodesic lune on a sphere, thus the length of the X_2MX_5 equals π . From the other hand the length of X_2MX_5 equal $2h$, where h is the length of arc, connecting the midpoints of opposite edges of a spherical square. To find h consider a quadrilateral $A_1A_2X_2M$. From the triangle $A_1A_2X_2$ using (2.2) we have

$$\cos A_1X_2 = \cos a_s \cos(a_s/2) + \sin a_s \sin(a_s/2) \cos \alpha.$$

From the triangle A_1X_2M follows

$$\cos A_1X_2 = \cos(a_s/2) \cos h.$$

Combining this two formulas we obtain

$$(6.2) \quad \cos h = \cos a_s + 2 \sin^2(a_s/2) \cos \alpha.$$

From 2.5 one can compute

$$\sin(a_s/2) = \frac{\sqrt{-\cos \alpha}}{\sqrt{2} \sin(\alpha/2)}.$$

Implementing it into (6.2) we have

$$\begin{aligned} \cos h &= \cot^2(\alpha/2) - \frac{\cos^2 \alpha}{\sin^2(\alpha/2)} = \\ &= \frac{\cos^2(\alpha/2) - \cos^2 \alpha}{\sin^2(\alpha/2)} = \frac{\cos \alpha - \cos 2\alpha}{2 \sin^2(\alpha/2)} = \frac{2 \sin(\alpha/2) \sin(3\alpha/2)}{2 \sin^2(\alpha/2)} \end{aligned}$$

Thus

$$(6.3) \quad h = \arccos \left(\frac{\sin(3\alpha/2)}{\sin(\alpha/2)} \right).$$

From (6.3) follows that X_2MX_5 equals π if and only if $\alpha = 2\pi/3$ that leads to a contradiction.

Case 3. Assume the domain D_1 contains four vertices of a cube and there are only two edges inside D_i . Remind, that by Lemma 5 D_1 can not have a vertex without an edge coming from it. Since D_1 has two edges and four vertices, thus this edges does not share a vertex. Assume, for example, D_1 has $A_1A'_1$ and any other edge of a cube, that does not come from the edge A_1 or A'_1 . Since γ bound an area, containing $A_1A'_1$, then there is a segment of γ that intersects edges A_1A_2 , $A'_1A'_2$, $A'_1A'_4$ and A_1A_4 consequently at the points X_1 , X_2 , X_3 and X_4 . Note, that the segment $X_1X_2X_3X_4$ is just a part of the geodesic. The points X_1 and X_4 are not connected on the facet $A_1A_2A_3A_4$ (see Figure 14).

Consider the development of the facets $A_1A_2A'_2A'_1$, $A'_1A'_2A'_3A'_4$ and $A'_1A'_4A_4A_1$ to a unite sphere and take the diagonals A'_1A_2 and A'_1A_4 . Then A'_1A_2 and X_1X_2 intersect at Z_1 and A'_1A_4 intersect at Z_2 (see Figure 15). The angle $\angle Z_1A'_1Z_2 = 2\alpha > \pi$. It means, that the shortest path connecting Z_1 and Z_2 lies from the opposite side of the vertex A'_1 on a sphere, and thus the segment γ_1 of the geodesic γ between the points Z_1 and Z_2 does not lie inside the development. Unless the length of A'_1Z_1 and the length of A'_1Z_2 are equal to π and the length of Z_1Z_2 is greater than π . From (2.6) follows the length of Y'_1Z_k is less than π for all $\alpha \in (\pi/3, 2\pi/3)$. This leads to a contradiction.

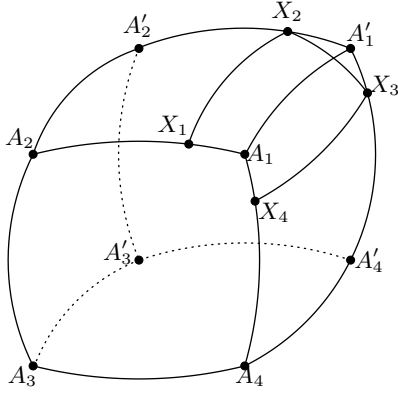


FIGURE 14.

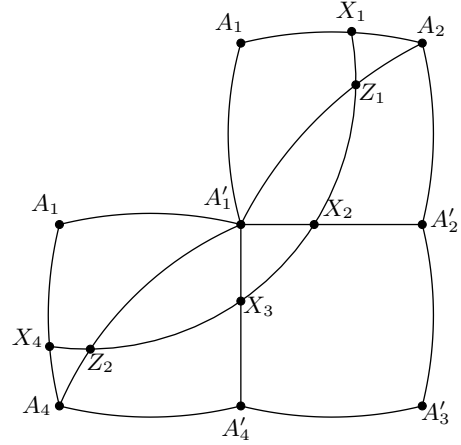


FIGURE 15.

□

Theorem C. *There are only three different simple closed geodesics on spherical cubes.*

Proof. Consider a spherical cube with a planar angle $\alpha \in (\pi/2, 2\pi/3)$. A simple closed geodesic γ divides the cube's surface into two closed domains D_1 and D_2 . From Lemma 6 follows each domain D_i contains four vertices of the cube connecting with at least three edges. There are three possibilities for four vertices of a cube that are consequently connected with edges: 1) they form a facet of a cube; 2) three edges share a cube's vertex; and 3) three edges form a broken line, that does not form a facet.

Type 1. Take the midpoints X_k of the edges $A_kA'_k$, $k = 1, \dots, 4$. Join these points within the facets (see Figure 16). The broken line $X_1X_2X_3X_4$ forms a simple closed geodesic γ on the cube with the planar angle $\alpha \in (\pi/2, 2\pi/3)$. The geodesic γ encloses the facet $A_1A_2A_3A_4$ from one side and $A'_1A'_2A'_3A'_4$ from another.

If there is another broken line σ on the cube, that does not intersect facets $A_1A_2A_3A_4$ and $A'_1A'_2A'_3A'_4$, then σ is equivalent to γ . By Lemma 2, it follows that γ is a unique geodesic that bounds the domain containing the facet of the cube.

In general, there are three geodesics of such type on the cube with the planar angle $\alpha \in (\pi/2, 2\pi/3)$. They lie on the planes of symmetry of the cube, and can be mapped into each other with the cube's symmetries.

Type 2. Take the midpoints X_1, \dots, X_6 of the edges $A'_1A'_2$, A'_2A_2 , A_2A_3 , A_3A_4 , $A_4A'_4$, $A'_4A'_1$. Join these points within the facets (see Figure 17). Since the triangles $X_2A'_2X_1$ and $X_2A_2X_3$ are equal, then the segments X_1X_2 and X_2X_3 form a geodesic segment on the cube. The same is true for any adjacent segments of the closed broken line $X_1X_2X_3X_4X_5X_6$. Thus, this broken line forms a simple closed geodesic γ on a cube with a planar angle $\alpha \in (\pi/2, 2\pi/3)$.

This geodesic γ bounds a domain containing three edges coming out of the vertex A_1 from one side and domain with three edges coming out of A'_3 from another. If there is a broken line

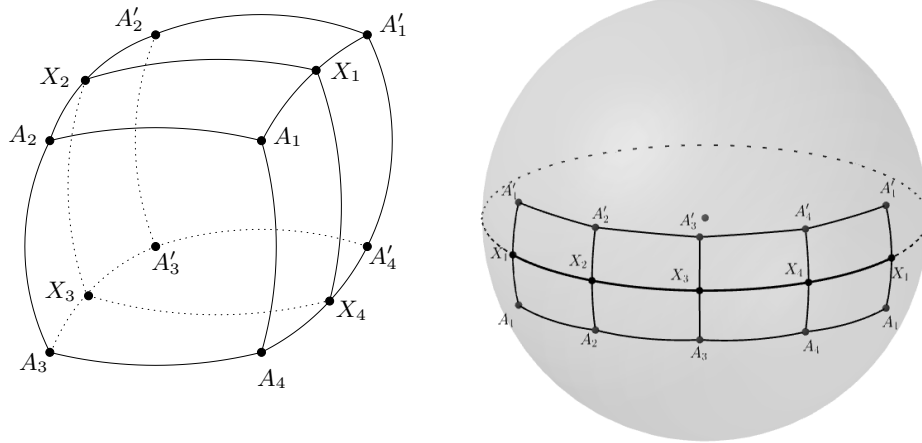


FIGURE 16

σ that bounds the same domains, then σ is equivalent to γ . Hence from Lemma 2 follows γ is unique simple closed geodesic of such type on the cube.

In general, there are four geodesics that bound the domains containing three edges sharing a vertex on a cube with the planar angle $\alpha \in (\pi/2, 2\pi/3)$. They lie in the plane passing through the center of the cube orthogonal to the diagonal and can be mapped into each other with symmetries of the cube.

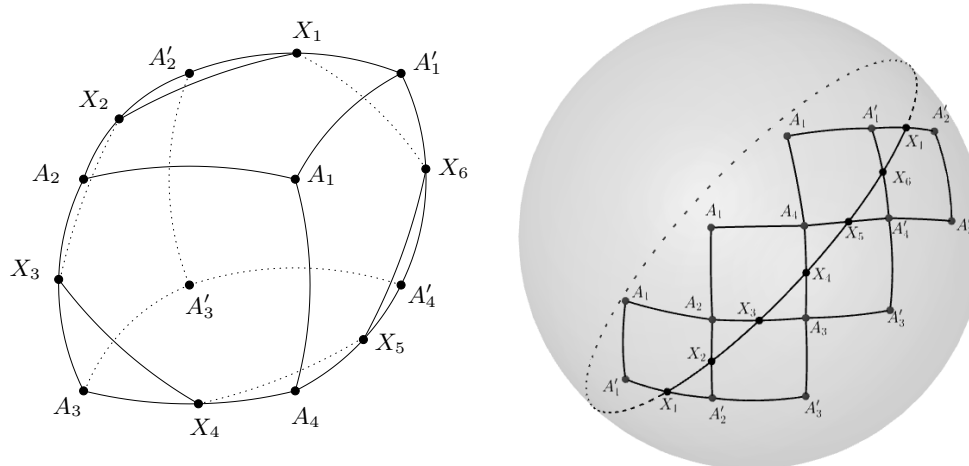


FIGURE 17

Type 3. Take the midpoints X_1 and X_2 of the edges A_2A_3 and $A'_1A'_4$. First, develop the edges $A_3A_2A'_2A'_3$, $A_2A'_2A'_1A_1$ and $A_1A'_1A'_4A_4$ on a unite sphere and connect the points X_1 , X_2 inside the development. Then develop the edges $A'_1A'_2A'_3A'_4$, $A'_3A'_4A_3A_4$, $A_3A_4A_1A_2$ and connect the points X_1 and X_2 inside the development (see Figure 18). Since the developments are equal spherical polygons, then $\angle X_1X_2A'_1 = \angle X'_1X_2A'_4$ and $\angle X_2X_2A_2 = \angle X_2X_1A_3$. Hence, the closed broken line X_1X_2 forms a simple closed geodesic γ on the spherical cube with the planar angle $\alpha \in (\pi/2, 2\pi/3)$.

By construction, γ encloses a domain D_1 containing the edges A_2A_1 , A_1A_4 and $A_4A'_4$ from one side and a domain D_2 with the edges $A'_1A'_2$, $A'_2A'_3$ and A'_3A_3 from another. These edges form a broken line that does not bound a facet. Any broken line σ that bounds the domains D_1 and D_2 is equivalent to γ . Indeed, assume σ starts at the edge A_2A_3 . Then on the facet $A_2A_3A'_3A'_2$, it can no go to the edges $A'_2A'_3$ and A'_3A_3 . Hence, σ goes to $A_2A'_2$. Then, since σ can no go to $A'_1A'_2$ and A_1A_2 , it goes to $A_1A'_1$. After, σ can go only to $A'_1A'_4$. Continuing in

the same way, we obtain that σ intersects the same edges as γ in the same order. Therefore, by Lemma 2 γ is a unique geodesic of such type.

In general, there are 12 simple closed geodesics that enclose domains with three edges that form a broken line on a cube with the planar angle $\alpha \in (\pi/2, 2\pi/3)$. These geodesics can be mapped into each other with symmetries of the cube.

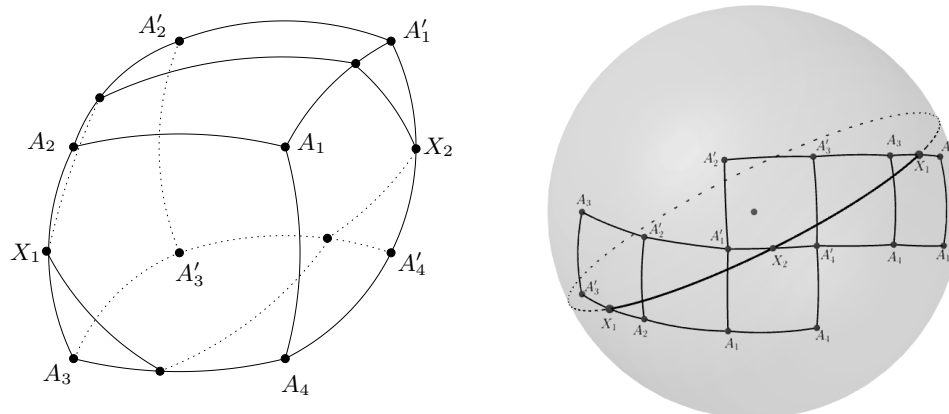


FIGURE 18

□

The author believes that the same method can be used to find geodesics on spherical icosahedra and dodecahedra.

REFERENCES

- [Ale05] A. D. Alexandrov. *Convex Polyhedra*. Springer, 2005.
- [AP18] A. Akopyan and A. Petrunin. Long geodesics on convex surfaces. *Math Intelligencer*, 40:26–31, 2018.
- [Bor20] A. A. Borisenko. An estimation of the length of a convex curve in two-dimensional alexandrov spaces. *J. Math. Phys. Anal. Geom.*, 16:221–227, 2020.
- [Bor22] A. A. Borisenko. A necessary and sufficient condition for the existence of simple closed geodesics on regular tetrahedra in spherical space. *Sb. Math.*, 213(2):161–172, 2022.
- [BS21] A. A. Borisenko and D. D. Sukhorebska. Simple closed geodesics on regular tetrahedra in spherical space. *Sb. Math.*, 212(8):1040–1067, 2021.
- [FF07] D. B. Fuchs and E. Fuchs. Closed geodesics on regular polyhedra. *Mosc. Math. J.*, 7(2):265–279, 2007.
- [HW75] G. H. Hardy and E. M. Wright. *An Introduction to the Theory of Numbers*. Oxford University Press, 1975.
- [Mon87] H.L. Montgomery. Fluctuations in the mean of euler \mathfrak{B} 's phi function. *Proc. Indian Acad. Sci. Math. Sci.*, 97:239–245, 1987.
- [Pog49] A. V. Pogorelov. Quasi-geodesic lines on a convex surface. *Mat. Sb. (N.S.)*, 25(67):275–306, 1949.
- [Pro07] V. Yu. Protasov. Closed geodesics on the surface of a simplex. *Sb. Math.*, 198(2):243–260, 2007.
- [Top63] V. A. Toponogov. A bound for the length of a convex curve on a two-dimensional surface. *Sibirsk. Mat. Zh.*, 4(5):1189–1193, 1963.

KARLSRUHER INSTITUT FÜR TECHNOLOGIE, ENGLERSTR. 2, 76131 KARLSRUHE, GERMANY

B.VERKIN INSTITUTE FOR LOW TEMPERATURE PHYSICS AND ENGINEERING OF THE NATIONAL ACADEMY OF SCIENCES OF UKRAINE, 47 NAUKY AVE., KHARKIV, 61103, UKRAINE

Email address: darya.sukhorebska@kit.edu