

Confirmation Bias in Gaussian Mixture Models

Amnon Balanov Tamir Bendory Wasim Huleihel

August 20, 2024

Abstract

Confirmation bias, the tendency to interpret information in a way that aligns with one’s preconceptions, can profoundly impact scientific research, leading to conclusions that reflect the researcher’s hypotheses even when the observational data do not support them. This issue is especially critical in scientific fields involving highly noisy observations, such as cryo-electron microscopy.

This study investigates confirmation bias in Gaussian mixture models. We consider the following experiment: A team of scientists assumes they are analyzing data drawn from a Gaussian mixture model with known signals (hypotheses) as centroids. However, in reality, the observations consist entirely of noise without any informative structure. The researchers use a single iteration of the K -means or expectation-maximization algorithms, two popular algorithms to estimate the centroids. Despite the observations being pure noise, we show that these algorithms yield biased estimates that resemble the initial hypotheses, contradicting the unbiased expectation that averaging these noise observations would converge to zero. Namely, the algorithms generate estimates that mirror the postulated model, although the hypotheses (the presumed centroids of the Gaussian mixture) are not evident in the observations. Specifically, among other results, we prove a positive correlation between the estimates produced by the algorithms and the corresponding hypotheses. We also derive explicit closed-form expressions of the estimates for a finite and infinite number of hypotheses. This study underscores the risks of confirmation bias in low signal-to-noise environments, provides insights into potential pitfalls in scientific methodologies, and highlights the importance of prudent data interpretation.

1 Introduction

Confirmation bias refers to the cognitive tendency to interpret information that aligns with our beliefs or presumptions, disregarding evidence that contradicts these beliefs [23, 20]. This bias can distort perceptions and lead to flawed decision-making. Examples of confirmation bias are common in both everyday life and scientific practice. In medical diagnosis, for example, a doctor might diagnose a patient based on an initial impression and subsequently give more weight to symptoms that confirm this diagnosis while overlooking contradictory evidence [22]. In legal settings, confirmation bias might influence how evidence is interpreted, with investigators or jurors giving excessive credibility to information that supports their initial beliefs about a case, leading to potential miscarriages of justice [37, 36].

Confirmation bias in science. In scientific research, confirmation bias can significantly influence the experimental design and result interpretation, potentially leading to conclusions that reflect the researcher’s expectations rather than objective findings. This bias can cause researchers to unconsciously favor data that supports their hypotheses, overlooking or dismissing contradictory evidence. Recognizing and addressing confirmation bias is crucial to ensure that scientific research remains rigorous, objective, and evidence-based [32].

Motivating example: Einstein from noise. The *Einstein from noise* experiment is a prototype example of confirmation bias in science. Consider a scenario where scientists acquire a set of images (observational data) and genuinely believe their observations contain noisy, shifted copies of a known template image (say, an image of Einstein). However, in reality, their data consists of pure noise with no image present. To estimate the (absent) image, the scientists follow the ubiquitous procedure of template matching: align each observation by cross-correlating it with the template (e.g., Einstein’s image) and then average the aligned observations. Remarkably, empirical evidence has shown, multiple times, that the reconstructed structure from this process is structurally similar to the template, even when all the observations are pure noise [40, 41]. This example of generating a structured image from pure noise images garnered significant attention as it was at the heart of a crucial scientific debate about the structure of an HIV molecule [30, 17, 45, 44, 29]; see [1] for a detailed description and statistical analysis. This debate serves as one of the prime motivations for this work.

Conformation bias in statistical models. A statistical model that characterizes confirmation bias should incorporate three main components: the true statistics of the observations (e.g., independent and identically distributed samples drawn from an isotropic Gaussian distribution), the postulated statistical model of the observations (i.e., the hypotheses, for example, shifted, noisy copies of Einstein’s image), and an estimation process (algorithm) based on the observations and the initial hypotheses. Confirmation bias arises when the output of the estimation process is positively correlated with the postulated statistical model of the observations, although the observations do not support this correlation. In this work, we focus on the ubiquitous Gaussian mixture models (GMMs) as the postulated model and a single iteration of the widely used K -means and expectation-maximization (EM) algorithms as estimation procedures. We first introduce these ingredients and then describe the conformation bias experiment.

Gaussian mixture models. The primary aim of this work is to statistically model and analyze confirmation bias. As a focal point of our discussion, we turn our attention to GMMs—ubiquitous statistical models when the data is thought to arise from multiple underlying distributions. There is a vast literature on Gaussian mixtures, see, e.g., [26, 16, 13], and references therein. GMMs have broad applicability across various domains in statistics, signal processing, and machine learning, including clustering [49, 31], density estimation [47, 14], image segmentation [15, 34], anomaly detection [25], and conformation variability analysis of proteins [8], to name just a few. In this paper, we would like to address the following question:

Do standard GMM algorithms exhibit a bias towards postulated hypotheses, even when the empirical observations do not support them?

Algorithms. Two highly popular methods to estimate the means in GMMs are the K -means algorithm (a.k.a Lloyd’s algorithm) and the expectation-maximization (EM) algorithm [11]. Both algorithms iteratively refine initial hypotheses of the means of the GMM. These algorithms are known to be sensitive to the choice of the initial hypotheses, which are typically either randomly drawn or determined based on prior knowledge. This work, as well as the Einstein from noise phenomenon [1], emphasizes the potential pitfalls of choosing inappropriate initial templates (hypotheses).

K -means iteratively clusters observations and identifies their centers, which correspond to the means in a GMM [27]. The EM algorithm offers a more general framework for optimizing the likelihood function of a statistical model. When estimating the means of a GMM, the EM algorithm functions as a soft version of K -means. Rather than strictly grouping observations into clusters, it assigns probabilities to all observations across all clusters and then updates the estimates using a weighted average [11, 38]. The statistical properties of the EM algorithm have been extensively studied across various contexts and from multiple perspectives; see, for instance, [19, 48, 10] and references therein. In this work, we examine theoretical results for a single iteration of K -means—the *hard assignment algorithm*—and a single iteration of the EM algorithm—the *soft assignment algorithm*—applied to GMMs [21]. The details of both algorithms, along with the probabilistic model, are presented in Section 2.

Confirmation bias in GMMs. The following experiment illustrates confirmation bias in GMMs. A team of scientists assumes they have collected multiple observations of known templates (hypotheses) swamped by high noise levels; in Figure 1, the templates correspond to images of 12 notable mathematicians. The scientists hypothesize that these observations were generated by a Gaussian mixture model, with the 12 mathematicians (hypotheses) serving as the centroids of the Gaussian mixtures. However, the observations are purely random noise with no underlying structure. This discrepancy between the actual statistics of the observations and the assumed statistical model forms the core of the confirmation bias phenomenon.

To estimate the Gaussian centroids from these observations, the scientists apply both the hard-assignment procedure (a single iteration of K -means) and the soft-assignment procedure (a single iteration of EM). The results of such an experiment are shown in Figure 1. Remarkably, the outputs of both assignment algorithms closely resemble the 12 hypotheses, reflecting the scientists’ initial assumptions. This outcome contrasts with the unbiased expectation that averaging pure noise images would converge to zero. The objective of this paper is to explore this phenomenon and to characterize its statistical properties.

Main results. This study characterizes the relationship between the initial templates and their corresponding hard and soft assignment estimators. The main results are presented in Section 3 and proved in the appendices. We begin by showing in Theorem 3.1 that there is a positive correlation between each assignment estimator and its corresponding template, which explains the structural similarity between the reconstructed structures and their associated templates. Additionally, we demonstrate an inverse relationship between the cross-correlations among the templates and the correlations between the assignment estimators and their respective templates (Proposition 3.2). This inverse relationship supports the intuitive expectation that as the hypotheses become more distinct, the confirmation bias tends to

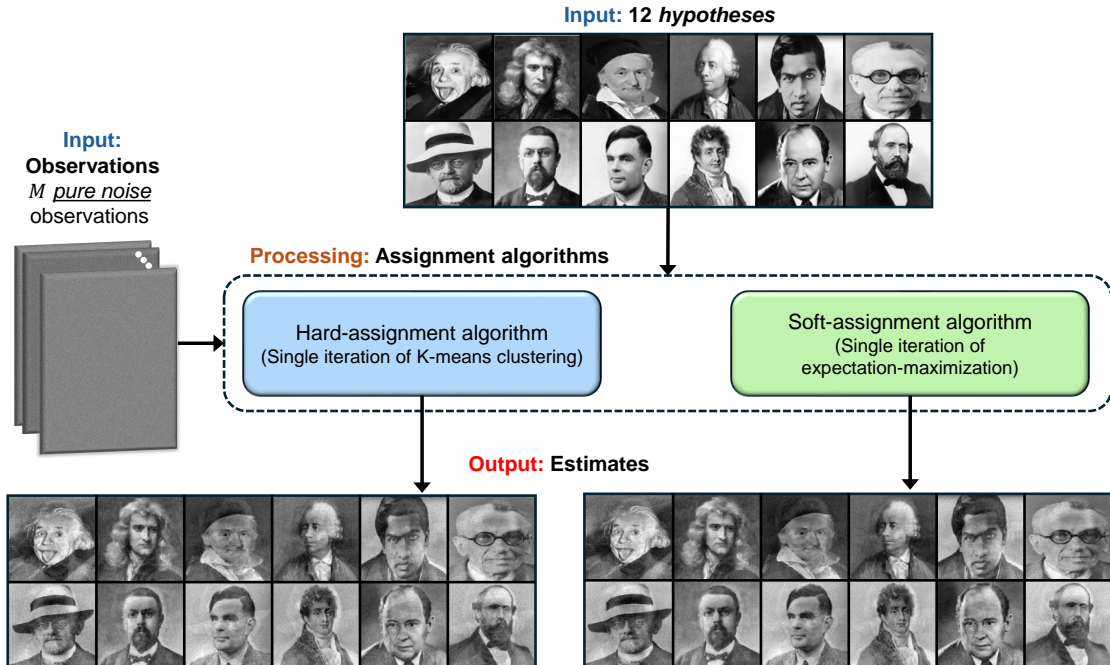


Figure 1: Confirmation Bias in GMMs. A group of scientists believes they have collected multiple low signal-to-noise ratio (SNR) observations of images of notable mathematicians. In reality, however, the data is purely random noise. Based on a GMM and the presumed hypotheses, they estimate the Gaussian centroids using the hard-assignment procedure (a single iteration of K -means) and the soft-assignment algorithm (a single iteration of EM). The resulting estimates structurally resemble the 12 hypotheses, although the observations do not support these hypotheses. This experiment was conducted with $M = 2 \times 10^6$ observations and images of size of 100×100 pixels.

increase. We then provide analytical results for different numbers of hypotheses. In the case of two hypotheses, Theorems 3.5 and 3.6 provide explicit expressions for the hard-assignment and soft-assignment estimators, respectively. For a finite number of hypotheses, Theorem 3.7 shows that the assignment estimator is a linear combination of the templates. Finally, Theorems 3.9 and 3.10 demonstrate that as the number of hypotheses and the dimension of the signals increase, the assignment estimator converges to the corresponding template. Section 4 concludes the paper and delineates several potential directions for future research.

2 Problem formulation

This section introduces the probabilistic framework and presents our main mathematical objectives. Although the empirical demonstrations in this work are shown in the context of images, we will formulate and analyze the problem using 1-D signals for simplicity of notation. Since our results and proofs rely on the cross-correlations between the templates, the extension of the results to higher dimensions is straightforward. We begin by outlining

the general Gaussian mixture model. Following this, we introduce the hard-assignment and soft-assignment methods used to estimate the means of the mixture model components and discuss the relationship between these methods.

2.1 Gaussian mixture models

A GMM with L components in d dimensions can be represented by $\mathbf{w} = (w_0, w_1, \dots, w_{L-1})$, $\boldsymbol{\mu} = (\mu_0, \mu_1, \dots, \mu_{L-1})$, and $\boldsymbol{\Sigma} = (\Sigma_0, \Sigma_1, \dots, \Sigma_{L-1})$, where w_ℓ is a mixing weight such that $w_\ell \geq 0$ and $\sum_{\ell=0}^{L-1} w_\ell = 1$, $\mu_\ell \in \mathbb{R}^d$ is the ℓ th component mean, and Σ_ℓ is the ℓ th component covariance matrix. To draw a random instance from this GMM, one first samples an index $\ell \in [L]$, with probability w_ℓ , and then returns a random sample from the Gaussian distribution $\mathcal{N}(\mu_\ell, \Sigma_\ell)$. Stated differently, M GMM samples are generated as follows,

$$y_0, y_1, \dots, y_{M-1} \stackrel{\text{i.i.d.}}{\sim} \sum_{\ell=0}^{L-1} w_\ell \cdot \mathcal{N}(\mu_\ell, \Sigma_\ell). \quad (2.1)$$

We denote the probability density function of the ℓ th component by $\phi_d(\mu_\ell, \Sigma_\ell)$, and the GMM density by,

$$\mathcal{M}_{L,d}(\mathbf{w}, \boldsymbol{\mu}, \boldsymbol{\Sigma}) \triangleq \sum_{\ell=0}^{L-1} w_\ell \cdot \phi_d(\mu_\ell, \Sigma_\ell). \quad (2.2)$$

In this research, we explore the effects and potential biases that arise from erroneous assumptions in GMMs. To wit, we consider the following experiment. Let the M underlying observations $(y_0, y_1, \dots, y_{M-1})$ be distributed as standard isotropic Gaussian random vectors, i.e., $y_i \sim \mathcal{N}(0, I_{d \times d})$. In terms of GMMs, this can also be written equivalently as,

$$\text{(Underlying statistics)} \quad y_0, y_1, \dots, y_{M-1} \stackrel{\text{i.i.d.}}{\sim} \mathcal{M}_{L,d}(\mathbf{1}/L, \mathbf{0}, \sigma^2 I_{d \times d}), \quad (2.3)$$

where $\mathbf{0}$ and $\mathbf{1}$ are all-zeros and all-ones vectors, respectively. A researcher believes, on the other hand, that these observations are generated from a GMM with L distinct components and with different means (for example, the 12 mathematicians in Figure 1) and the same covariance matrix $I_{d \times d}$, namely,

$$\text{(Postulated statistics)} \quad y_0, y_1, \dots, y_{M-1} \stackrel{\text{i.i.d.}}{\sim} \mathcal{M}_{L,d}(\mathbf{1}/L, \boldsymbol{\mu}, \sigma^2 I_{d \times d}). \quad (2.4)$$

Then, to estimate these means, the researcher applies a certain estimation procedure, coupled with a given (biasing) side information of L different initial templates, denoted by $(x_0, x_1, \dots, x_{L-1})$, which she suspects are close to the actual means. These initial templates embody the researcher's initial assumptions about the data generation model. If the estimation process is unbiased, that is, it remains unaffected by these initial templates, we anticipate that it would converge towards $\mathbf{0}$ (the true means) as the number of observations grows. However, as we demonstrate in this study, this may not necessarily be the result.

We analyze two estimation processes: *single-iteration* hard-assignment and soft-assignment algorithms, which we define in subsequent sections. Our main goal is to assess the correlation between the estimation of the means produced by the above methodologies and the corresponding templates (i.e., the initial hypotheses). In the sequel, we assume that all templates have the same norm, that is, $\|x_\ell\|_2 \triangleq \|x\|_2$, for all $\ell \in [L]$.

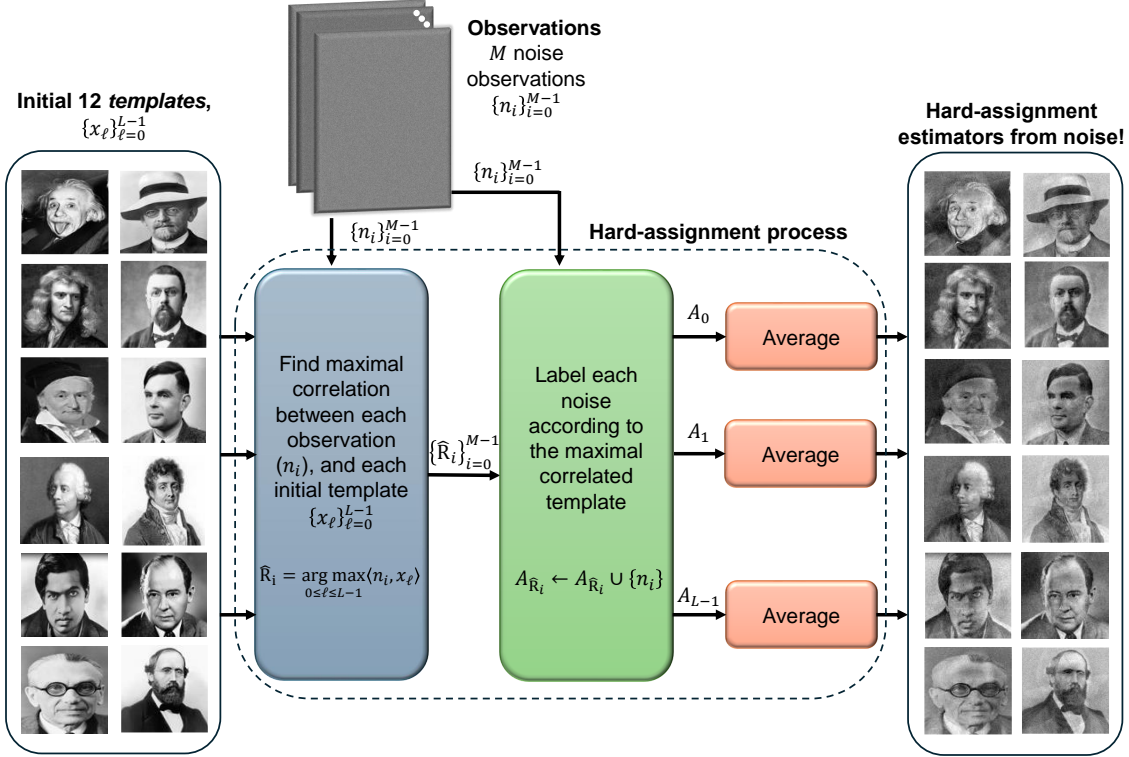


Figure 2: Confirmation bias with the hard-assignment algorithm: The model consists of $L = 12$ distinct templates, $\{x_\ell\}_{\ell=0}^{L-1}$, each representing an initial hypothesis for the means of the components in the GMM. There are M data observations, $\{n_i\}_{i=0}^{M-1}$, each assumed to correspond to one of the templates. However, in reality, these observations are purely random noise. During the hard-assignment process, each observation is labeled with the highest-correlated template. Observations associated with the same template are then averaged. The resulting hard-assignment estimators closely resemble the initial templates, revealing that the estimation process is biased toward the initial hypotheses.

2.2 Assignment algorithms

The hard-assignment process. The hard assignment procedure labels each observation with the hypothesis that achieves the highest correlation among the L possible template hypotheses. Then, the algorithm computes the average of all the observations that best align with the ℓ -th hypothesis relative to the other hypotheses. This averaging is performed for each hypothesis, resulting in L different assignment estimators, denoted by $\{\hat{x}_\ell\}_{\ell=0}^{L-1}$, each corresponding to a different template. A pseudo-code for this procedure is provided in Algorithm 1. The procedure and results of the hard-assignment process are illustrated empirically in Figure 2.

The soft-assignment process. Each iteration of the classical EM algorithm consists of two steps: the E-step, which calculates the expected value of latent variables given the observed data and current parameter estimates, and the M-step, which updates the parameters

Algorithm 1 Hard-assignment

Input: Initial templates $\{x_\ell\}_{\ell=0}^{L-1}$ and observations $\{n_i\}_{i=0}^{M-1} \stackrel{\text{i.i.d.}}{\sim} \mathcal{N}(0, \sigma^2 I_{d \times d})$.

Output: Hard assignments estimates $\{\hat{x}_\ell\}_{\ell=0}^{L-1}$.

1. Initialize: $\mathcal{A}_\ell \leftarrow \emptyset$, for $\ell = 0, 1, \dots, L - 1$.
2. For $i = 0, \dots, M - 1$, compute

$$\hat{R}_i \triangleq \arg \max_{0 \leq \ell \leq L-1} \langle n_i, x_\ell \rangle, \quad (2.5)$$

and add to the set $\mathcal{A}_{\hat{R}_i}$ the noise observation n_i : $\mathcal{A}_{\hat{R}_i} \leftarrow \mathcal{A}_{\hat{R}_i} \cup \{n_i\}$.

3. Compute for $0 \leq \ell \leq L - 1$:

$$\hat{x}_\ell \triangleq \frac{1}{|\mathcal{A}_\ell|} \sum_{n_i \in \mathcal{A}_\ell} n_i. \quad (2.6)$$

Algorithm 2 Soft-assignment

Input: Initial templates $\{x_\ell\}_{\ell=0}^{L-1}$ and observations $\{n_i\}_{i=0}^{M-1} \stackrel{\text{i.i.d.}}{\sim} \mathcal{N}(0, \sigma^2 I_{d \times d})$.

Output: Soft assignments estimates $\{\hat{x}_\ell\}_{\ell=0}^{L-1}$.

1. Compute $p_i^{(\ell)}$ (2.8), for all $i = 0, \dots, M - 1$ and $\ell = 0, \dots, L - 1$.
2. Compute \hat{x}_ℓ in (2.7), for all $\ell = 0, \dots, L - 1$.

to maximize the expected likelihood determined in the E-step [11]. To estimate the means in GMMs, a single iteration of the EM algorithm is given by,

$$\hat{x}_\ell = \frac{\sum_{i=0}^{M-1} p_i^{(\ell)} n_i}{\sum_{i=0}^{M-1} p_i^{(\ell)}}, \quad (2.7)$$

where

$$p_i^{(\ell)} \triangleq \frac{\exp(n_i^T x_\ell)}{\sum_{r=0}^{L-1} \exp(n_i^T x_r)}, \quad (2.8)$$

where $\{x_\ell\}_{\ell=0}^{L-1}$ are the hypotheses, and $\{\hat{x}_\ell\}_{\ell=0}^{L-1}$ are the estimations. See Appendix B for the proof. Note that in contrast to the hard-assignment process, each observation is not assigned to a single template. Instead, we compute the probability that each observation is associated with each template, thus the name soft assignment. We then average all observations, weighted by the probabilities. A pseudo-code for the soft assignment procedure is given in Algorithm 2.

2.3 Hard and soft assignments boundaries

Before presenting the main results of this paper, the bias introduced by the hard-assignment and soft-assignment procedures, we present the tight relationship between these two estimation processes in the extreme signal-to-noise ratio (SNR) levels. Let us define $\hat{x}_\ell^{(\beta)}$ as the estimator in (2.7) but with $p_i^{(\ell)}$ replaced by,

$$p_{i,\beta}^{(\ell)} \triangleq \frac{\exp(\beta n_i^T x_\ell)}{\sum_{r=0}^{L-1} \exp(\beta n_i^T x_r)}. \quad (2.9)$$

We will refer to $\hat{x}_\ell^{(\beta)}$ as the β -soft-assignment. The parameter β can be interpreted as if all templates are multiplied by the same constant factor $\beta \in \mathbb{R}, \beta \neq 0$, where (2.8) corresponds to $\beta = 1$. We thus refer to β as the SNR parameter.

Proposition 2.1 describes the extreme cases of low and high SNRs. When $\beta \rightarrow \infty$, the soft-assignment and the hard-assignment estimators converge to the same value. Conversely, in the low SNR regime, as $\beta \rightarrow 0$, the soft-assignment estimator can be expressed as a linear combination of the templates that converges to zero.

Proposition 2.1. *Fix $L \geq 2$ and denote by $\{\hat{x}_\ell^{(\beta)}\}_{\ell=0}^{L-1}$ the output of the β -soft-assignment estimator described above.*

1. For every $0 \leq \ell \leq L - 1$, we have,

$$\lim_{\beta \rightarrow \infty} \hat{x}_\ell^{(\beta)} = \frac{1}{|\mathcal{A}_\ell|} \sum_{n_i \in \mathcal{A}_\ell} n_i, \quad (2.10)$$

almost surely, where \mathcal{A}_ℓ is defined in Algorithm 1. In other words, the soft-assignment procedure in Algorithm 2 and the hard-assignment procedure in Algorithm 1 coincide for $\beta \rightarrow \infty$.

2. For every $0 \leq \ell \leq L - 1$, we have,

$$\lim_{M \rightarrow \infty} \lim_{\beta \rightarrow 0} \frac{\hat{x}_\ell^{(\beta)}}{\beta} = x_\ell - \frac{1}{L} \sum_{r=0}^{L-1} x_r, \quad (2.11)$$

almost surely.

3 Main results

We begin by proving that there exists a positive correlation between the assignment estimators and their corresponding templates. Next, we show that this correlation increases as the cross-correlation between the templates decreases. This inverse relation indicates that selecting initial templates with lower correlation results in greater model bias. We then examine various scenarios depending on the number of templates, L . Specifically, we derive exact analytical results for the case of two templates ($L = 2$) and investigate the behavior for a finite number of templates. Finally, we consider the scenario where both the number of templates and the signal dimension grow unbounded. The appendix contains the proofs of the results.

3.1 Fundamental properties

The following result highlights three fundamental properties of the hard-assignment and soft-assignment estimators. First, both estimators converge to a non-zero signal, contrasting the unbiased model's prediction that averaging zero-mean pure noise signals would converge to zero. Second, there is a positive correlation between the estimators and their corresponding template signals. Third, we prove a consistency property for the hard-assignment estimator: the underlying template achieves the maximum correlation with a given estimator among all possible templates.

Theorem 3.1. *Fix $L \geq 2$, and assume that $x_{\ell_1} \neq x_{\ell_2}$ for every $\ell_1 \neq \ell_2$.*

1. *(Non-vanishing estimators.) Let $\{\hat{x}_\ell\}_{\ell=0}^{L-1}$ be the output of either Algorithm 1 or Algorithm 2. Then, for every $0 \leq \ell \leq L - 1$,*

$$\lim_{M \rightarrow \infty} \hat{x}_\ell \neq 0, \quad (3.1)$$

almost surely.

2. *(Positive correlation.) Let $\{\hat{x}_\ell\}_{\ell=0}^{L-1}$ be the output of either Algorithm 1 or Algorithm 2. Then, for every $0 \leq \ell \leq L - 1$,*

$$\lim_{M \rightarrow \infty} \mathbb{E} [\langle \hat{x}_\ell, x_\ell \rangle] > 0. \quad (3.2)$$

3. *(Consistency.) Let $\{\hat{x}_\ell\}_{\ell=0}^{L-1}$ be the output of Algorithm 1. Then, for every $k \neq \ell$,*

$$\lim_{M \rightarrow \infty} \mathbb{E} [\langle \hat{x}_\ell, x_\ell \rangle] > \mathbb{E} [\langle \hat{x}_\ell, x_k \rangle]. \quad (3.3)$$

Note that the consistency relation (3.3) is not necessarily true if we take the absolute values of the correlations. This means that, in principle, there could be a template x_k , different from the underlying one x_ℓ , whose *negative correlation* with \hat{x}_ℓ is *larger* than the *positive correlation* with x_ℓ , namely, $-\mathbb{E} [\langle \hat{x}_\ell, x_k \rangle] > \mathbb{E} [\langle \hat{x}_\ell, x_\ell \rangle]$.

3.2 Inverse dependency

Next, we demonstrate an intriguing finding regarding the dependency of the correlations between the estimators and the templates on the cross-correlations between different template pairs. Specifically, these correlations increase as the cross-correlations between different templates decrease. This, in turn, implies that choosing initial templates that are less correlated would lead to a higher model bias. A practical consequence of this observation is that adding templates increases the correlation between the estimators and the templates.

Proposition 3.2 (Average inverse dependency). *Fix $L \geq 2$. Consider two different normalized template hypotheses sets $\{x_\ell\}_{\ell=0}^{L-1}$ and $\{y_\ell\}_{\ell=0}^{L-1}$, such that $\langle x_{\ell_1}, x_{\ell_2} \rangle \leq \langle y_{\ell_1}, y_{\ell_2} \rangle$, for every $0 \leq \ell_1, \ell_2 \leq L - 1$. Denote by $\{\hat{x}_\ell\}_{\ell=0}^{L-1}$ and $\{\hat{y}_\ell\}_{\ell=0}^{L-1}$ the output of either Algorithm 1 or Algorithm 2. Then:*

1. (Hard-assignment) Let $\hat{R}^{(x)}$ and $\hat{R}^{(y)}$ be defined as in (2.5), with the templates $\{x_\ell\}_{\ell=0}^{L-1}$ and $\{y_\ell\}_{\ell=0}^{L-1}$, respectively. Then, as $M \rightarrow \infty$,

$$\sum_{\ell=0}^{L-1} \langle \hat{x}_\ell, x_\ell \rangle \mathbb{P}[\hat{R}^{(x)} = \ell] \geq \sum_{\ell=0}^{L-1} \langle \hat{y}_\ell, y_\ell \rangle \mathbb{P}[\hat{R}^{(y)} = \ell]. \quad (3.4)$$

2. (Soft-assignment) Let $p_\ell^{(x)}$ and $p_\ell^{(y)}$ be defined as in (2.8), with the templates $\{x_\ell\}_{\ell=0}^{L-1}$ and $\{y_\ell\}_{\ell=0}^{L-1}$, respectively. Then, as $M \rightarrow \infty$,

$$\sum_{\ell=0}^{L-1} \langle \hat{x}_\ell, x_\ell \rangle \mathbb{E}[p_\ell^{(x)}] \geq \sum_{\ell=0}^{L-1} \langle \hat{y}_\ell, y_\ell \rangle \mathbb{E}[p_\ell^{(y)}]. \quad (3.5)$$

Proposition 3.2 implies that if the correlation between different templates decreases, then the *weighted average* of the correlations between the estimators and the corresponding templates increases. Note that, however, it is not true that each individual correlation between an estimator and its corresponding template increases. For this to happen, additional conditions on the templates should hold; Proposition F.1 in the Appendix formulates some necessary conditions. In particular, if the templates satisfy a certain symmetry property, as specified in Assumption 3.3 below, the inverse property in Proposition 3.2 holds for each pair of an estimator and its corresponding template.

Assumption 3.3. We say that the template signals $\{x_\ell\}_{\ell=0}^{L-1}$ satisfy Assumption 3.3 if there exist a sequence $\{\rho_\ell\}_\ell$ of real-valued numbers, such that the following holds,

$$\langle x_{\ell_1}, x_{\ell_2} \rangle = \rho_{|\ell_1 - \ell_2| \bmod L}, \quad (3.6)$$

for every $0 \leq \ell_1, \ell_2 \leq L - 1$.

Assumption 3.3 specifies that the correlations between templates have a cyclic dependence. A typical example of templates that meet this assumption is a set of signals that includes a reference template and all its cyclic translations, akin to the model studied in [1]. This scenario is also likely to occur in applications with intrinsic symmetries, such as cryo-electron microscopy [3] and multi-reference alignment [4, 35, 2, 5]. Under this assumption, we obtain the following result.

Proposition 3.4 (Individual inverse dependency). Fix $L \geq 2$. Consider two different normalized template hypotheses $\{x_\ell\}_{\ell=0}^{L-1}$ and $\{y_\ell\}_{\ell=0}^{L-1}$, both satisfying Assumption 3.3, such that $\langle x_{\ell_1}, x_{\ell_2} \rangle \leq \langle y_{\ell_1}, y_{\ell_2} \rangle$, for every $0 \leq \ell_1, \ell_2 \leq L - 1$. Denote by $\{\hat{x}_\ell\}_{\ell=0}^{L-1}$ and $\{\hat{y}_\ell\}_{\ell=0}^{L-1}$ the output of either Algorithm 1 or Algorithm 2. Then, for every $0 \leq \ell \leq L - 1$, as $M \rightarrow \infty$,

$$\mathbb{E}[\langle \hat{x}_\ell, x_\ell \rangle] \geq \mathbb{E}[\langle \hat{y}_\ell, y_\ell \rangle]. \quad (3.7)$$

3.3 Two templates

We now turn to analyze the behavior of the algorithms as a function of the number of templates. We begin with two templates $L = 2$. In this case, we derive closed-form expressions for the structure of the hard and soft assignment estimators. Specifically, we show that the estimators $\{\hat{x}_\ell\}_{\ell=0}^1$ in Algorithms 1 and 2 can be represented as specific linear combinations of the template signals $\{x_\ell\}_{\ell=0}^1$, as $M \rightarrow \infty$. In both cases, we have $\hat{x}_0 + \hat{x}_1 \rightarrow 0$ as $M \rightarrow \infty$. That is, the two estimators are the contrasting signals of each other. Furthermore, the estimator is a linear combination of the two templates, where the linear coefficients depend explicitly on the cross-correlation between the two templates.

We start with the hard-assignment estimator.

Theorem 3.5 (Hard-assignment for $L = 2$). *Denote by \hat{x}_0 and \hat{x}_1 the output of Algorithm 1. Let $\rho \triangleq \langle x_0, x_1 \rangle / \|x\|_2^2$, and assume that $|\rho| < 1$. Then,*

$$\hat{x}_0 \rightarrow \sqrt{\frac{1}{\pi(1-\rho)\|x\|_2^2}}(x_0 - x_1), \quad (3.8)$$

and

$$\hat{x}_1 \rightarrow \sqrt{\frac{1}{\pi(1-\rho)\|x\|_2^2}}(x_1 - x_0), \quad (3.9)$$

almost surely, as $M \rightarrow \infty$.

Figure 3 illustrates Theorem 3.5 by presenting three extreme cases where $\rho = \{-1, 0, 0.99\}$. When $\rho = -1$ (the images are the contrast of each other), we observe an accurate reconstruction of the Einstein template and its contrast. When $\rho = 0$, the estimator appears as a linear combination of the Einstein and cameraman templates. For $\rho = 0.99$, the image appears to be filled with noise, and the correlation with the Einstein template is barely noticeable. These results are predicted by Theorem 3.5, and the “contrast” image of $\hat{x}_1 \approx -\hat{x}_0$ is clearly visible in all cases.

Next, we move to the soft-assignment case. We prove the following result.

Theorem 3.6 (Soft-assignment for $L = 2$). *Denote by \hat{x}_0 and \hat{x}_1 the output of Algorithm 2. Then,*

$$\hat{x}_0 \rightarrow 2 \cdot \mathbb{E} \left[\frac{n_1}{1 + \exp(\langle n_1, x_1 - x_0 \rangle)} \right], \quad (3.10)$$

and

$$\hat{x}_1 \rightarrow -2 \cdot \mathbb{E} \left[\frac{n_1}{1 + \exp(\langle n_1, x_1 - x_0 \rangle)} \right], \quad (3.11)$$

almost surely, as $M \rightarrow \infty$.

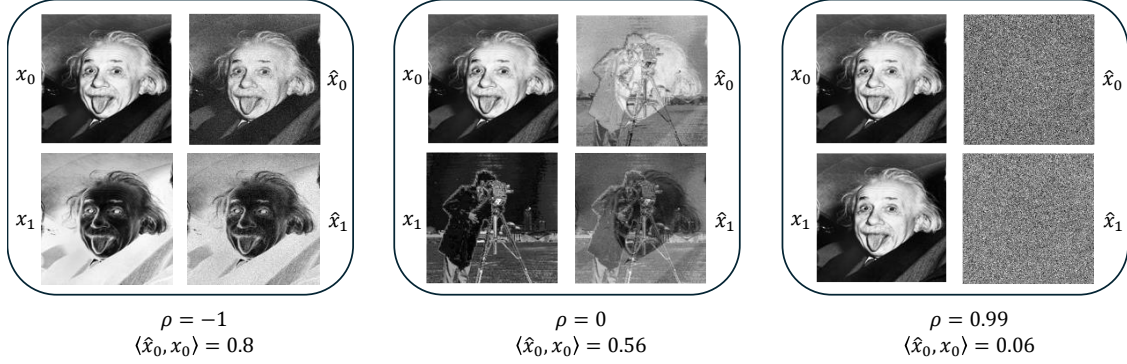


Figure 3: The hard-assignment estimator of Algorithm 1 for two templates $L = 2$. The right panel ($\rho = 0.99$) was generated by adding a small additive noise to the Einstein image. All template images are normalized to have unit norm. The inner product between the assignment estimators and the templates, $\langle \hat{x}_0, x_0 \rangle$, is accurately predicted by Theorem 3.5. The experiments were conducted with $M = 5 \times 10^6$ observations, and dimension $d = 150 \times 150$.

While the consequences of Theorem 3.6 are less discernible than Theorem 3.5, in Appendix I, based on a standard approximation of the logistic function, we show that with the notation of $\rho \triangleq \langle x_0, x_1 \rangle / \|x\|_2^2$, and the assumption that $\rho < 1$, we have,

$$\hat{x}_0 \approx \frac{1}{2} \frac{x_0 - x_1}{\sqrt{1 + \frac{\pi}{4} (1 - \rho) \|x\|_2^2}}, \quad (3.12)$$

and

$$\hat{x}_1 \approx \frac{1}{2} \frac{x_1 - x_0}{\sqrt{1 + \frac{\pi}{4} (1 - \rho) \|x\|_2^2}}, \quad (3.13)$$

as $M \rightarrow \infty$.

We note that Theorem 3.6 aligns with the results we obtained for the asymptotic cases of low and high SNR regimes in Theorem 2.1. Specifically, we see that in the high SNR regime, when $\|x\|_2^2 \gg \frac{4}{\pi(1-\rho)}$, then (3.12)–(3.13) coincide with the hard-assignment result of Theorem 3.5, and when $\|x\|_2 \rightarrow 0$, then (3.12)–(3.13) matches Theorem 2.1.

3.4 Finite number of templates

We next consider the case of a finite number of templates $L < \infty$, and prove that the estimators are given by a linear combination of the L templates, as $M \rightarrow \infty$. In contrast to the case of $L = 2$, we do not explicitly specify the corresponding coefficients.

Theorem 3.7 (Hard and Soft-assignment for finite L). *Fix $L \geq 2$. Denote by $\{\hat{x}_\ell\}_{\ell=0}^{L-1}$ the output of either Algorithm 1 or Algorithm 2. Assume that $x_{\ell_1} \neq x_{\ell_2}$ for every $\ell_1 \neq \ell_2$. Then, for every $0 \leq \ell \leq L - 1$,*

$$\hat{x}_\ell \rightarrow \sum_{k=0}^{L-1} \alpha_{\ell k} x_k, \quad (3.14)$$

almost surely, as $M \rightarrow \infty$, for some coefficients $\{\alpha_{\ell k}\}_{\ell,k=0}^{L-1} \in \mathbb{R}$.

In Appendix K, we use a standard approximation of the expected value of the ratio between two random variables to show that the soft-assignment estimator can be approximated by an explicit expression,

$$\hat{x}_\ell \approx x_\ell - \frac{1}{C_\ell} \sum_{r=0}^{L-1} x_r e^{\langle x_\ell, x_r \rangle}, \quad (3.15)$$

as $M \rightarrow \infty$, where $C_\ell \triangleq L - \sum_{r=0}^{L-1} e^{\langle x_\ell, x_r \rangle} + \frac{1}{L} \sum_{r_1, r_2=0}^{L-1} e^{\langle x_{r_1}, x_{r_2} \rangle}$. This approximation shows that templates that exhibit a higher correlation with the ℓ th template will tend to have a more significant contribution through the weight $e^{\langle x_\ell, x_r \rangle}$.

3.5 Growing number of templates and dimension

We now explore the behavior of the assignment estimators, when $d, L \rightarrow \infty$. We show that the soft-assignment estimator converges to the corresponding template, while the hard-assignment estimator converges to the corresponding template, up to a scaling factor.

For the hard-assignment procedure, we assume that the correlation between the various templates decays faster than a logarithmic factor. This is formulated as follows.

Assumption 3.8. *We say that the template signals $\{x_\ell\}_{\ell=0}^{L-1}$ satisfy Assumption 3.8 if*

$$\max_{\ell_1 \neq \ell_2 \in [L]} \langle x_{\ell_1}, x_{\ell_2} \rangle \cdot \log(|\ell_1 - \ell_2|) \rightarrow 0, \quad (3.16)$$

as $d, L \rightarrow \infty$.

While implicit in Assumption 3.8, it should be noted that for (3.16) to hold, the dimension d must diverge as well. Intuitively speaking, if d is fixed and, as an example, the templates are spread uniformly over the d -dimensional hypersphere, then it is clear that we cannot have growing number of templates that will also appear “almost” orthogonal at the same time. Using the Johnson–Lindenstrauss lemma [18], it is not difficult to argue that (3.16) induces an asymptotic relation between d and L ; indeed, (3.16) can hold when $d \gg \log L$. We have the following result.

Theorem 3.9 (Hard-assignment for $d, L \rightarrow \infty$). *Let $\{\hat{x}_\ell\}_{\ell=0}^{L-1}$ be the output of Algorithm 1. Then, under Assumption 3.8, we have,*

$$\lim_{M, d, L \rightarrow \infty} \frac{1}{\alpha_\ell} \cdot \frac{\hat{x}_\ell}{x_\ell} = 1, \quad (3.17)$$

almost surely, for some sequence $\{\alpha_\ell\}_{\ell \in [L]}$ of positive numbers, and for every $\ell \in [L]$. If, in addition, Assumption 3.3 holds, then,

$$\lim_{M, d, L \rightarrow \infty} \frac{1}{\sqrt{2 \log L}} \cdot \frac{\hat{x}_\ell}{x_\ell} = 1, \quad (3.18)$$

almost surely, for every $0 \leq \ell \leq L - 1$.

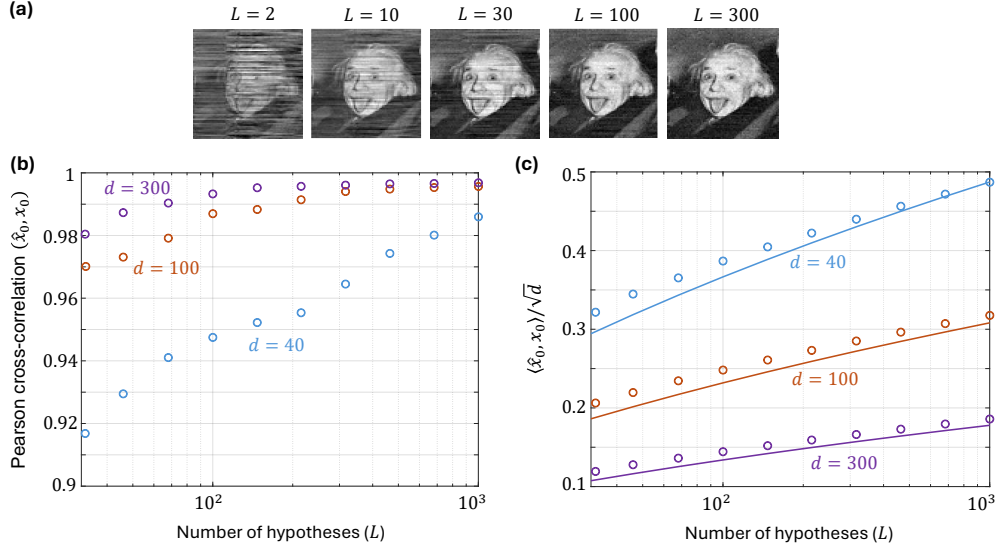


Figure 4: The convergence of the hard-assignment estimator in the high-dimensional regime ($L, d \gg 1$), where $\log L \ll d$. (a) A visual illustration shows the correlation between the initial template and its estimator, as L increases. The initial template x_0 is an image of Einstein with dimensions $d = 75 \times 75$, while the other templates $\{x_\ell\}_{\ell \geq 1}$ were generated according to the procedure in (3.19). (b)+(c) The Pearson cross-correlation and the inner product between the hard-assignment estimator \hat{x}_0 and the template x_0 , which is modeled as a normalized exponential vector $x_0[m] = \exp\{-\alpha \cdot m\}$ for $0 \leq m \leq d-1$, and $\alpha = 1/30$, with varying dimension sizes ($d = 40, 100, 300$). The additional templates x_ℓ , for $1 \leq \ell \leq L-1$, were generated according to (3.19). (b) The Pearson cross-correlation between x_0 and the estimator \hat{x}_0 is plotted as a function of d and L , showing that the correlation approaches one as the number of hypotheses increases. Similar trends are observed for the correlation between other templates $\{x_\ell\}_{\ell \geq 1}$ and their corresponding estimators $\{\hat{x}_\ell\}_{\ell \geq 1}$. (c) The inner product between the hard-assignment estimator and the template is shown as a function of d and L . Dots represent Monte Carlo simulations with 5×10^6 trials at each point, while the lines are given by b_L/\sqrt{d} , where b_L is defined by (A.81), which is asymptotically equivalent to (3.18) under Assumption 3.3. Although the template vectors $\{x_\ell\}_{\ell=0}^{L-1}$ do not strictly satisfy Assumption 3.3, they are empirically weakly correlated, leading to a covariance matrix close to the identity matrix.

The proof of Theorem 3.9 relies on certain results from the theory of extrema of Gaussian processes, in particular, the convergence of the maximum of a Gaussian process to the Gumbel distribution, see, e.g., [24]. To demonstrate Theorem 3.9, we conducted the following experiment. We generated template signals (hypotheses) by

$$x_\ell \triangleq U_\ell x_0, \quad (3.19)$$

for $\ell \in [L]$, a fixed $x_0 \in \mathbb{R}^d$, and L orthogonal matrices $\{U_\ell\}_{\ell=0}^{L-1}$, drawn from a uniform (Haar) distribution. Figure 4 shows the convergence of the hard-assignment estimator, for large values of d and L , in the regime where $\log L \ll d$. It can be seen that as L and d increase, the Pearson cross-correlation gets closer to unity, as our results predict.

Next, we move to the soft-assignment procedure.

Theorem 3.10 (Soft-assignment for $d, L \rightarrow \infty$). Denote by $\{\hat{x}_\ell\}_{\ell=0}^{L-1}$ the output of Algorithm 2. Assume that $\langle x_{\ell_1}, x_{\ell_2} \rangle \rightarrow 0$, for $|\ell_1 - \ell_2| \rightarrow \infty$, as $d, L \rightarrow \infty$. Then,

$$\hat{x}_\ell \rightarrow x_\ell, \tag{3.20}$$

in probability, for every $0 \leq \ell \leq L - 1$, as $M, d, L \rightarrow \infty$.

The proof of Theorem 3.10 relies on Bernstein’s law of large numbers for correlated sequences (see, for example, [12]). Note that for the soft-assignment case, we only require that the cross-correlations vanish, without any restriction on the decay rate, whereas for the hard-assignment algorithm, the cross-correlation is required to decay faster than $\log(|\ell_1 - \ell_2|)$.

4 Perspective and future work

In this paper, we have addressed the problem of confirmation bias in GMMs and examined its statistical properties. Our primary objective is to enhance our understanding of confirmation bias, particularly in scientific fields where observations exhibit a low SNR. For instance, confirmation bias (also known as model bias) is a significant issue in single-particle cryo-electron microscopy—a leading technique for determining the spatial structure of biological molecules—where the data is often heavily contaminated by noise [17, 3].

We next delineate important future extensions of our results.

Mixture models. In this study, we have concentrated on a specific GMM with known variances and weights. While this approach is instructive, it does not fully capture the flexibility of GMMs. In future work, we plan to extend our analysis to more general GMMs to investigate whether the initial templates influence not only the means (as demonstrated in this study) but also the variances and other parameters. Additionally, we aim to explore the presence of confirmation bias in other types of mixture models. While GMMs are associated with the Euclidean distance metric, other distributions correspond to a variety of metrics, necessitating further analysis.

K -means and expectation-maximization. The algorithms presented in this paper are analogous to a single iteration of the iterative algorithms K -means (hard-assignment) and EM (soft-assignment). A natural extension of this work would be to explore scenarios involving multiple iterations, especially when the observed data incorporates a structured signal as opposed to being absent. Of particular interest is the behavior of these algorithms in low SNR environments. In these scenarios, these algorithms tend to be biased and most observations are attracted to a few clusters (Gaussian components), where other clusters remain almost empty; this phenomenon is occasionally dubbed the “rich get richer [42].”

Models with algebraic structure. In some applications, the observations are related through an algebraic structure, such as translations or rotations, see, e.g., [3, 1]. We expect that the algebraic characteristics of the observations will dramatically alter the induced conformation bias, analogously to the relationship between the estimation rate of GMMs and those of multi-reference alignment (i.e., GMMs with algebraic constraints), see, e.g., [2, 4, 35, 5]. Understanding the role of the algebraic structure, and in particular group actions,

on the conformation bias phenomenon is expected to provide fundamental insights into cryo-electron microscopy, where confirmation bias is a crucial problem, motivated the “Einstein from noise” problem.

Acknowledgment

T.B. is supported in part by BSF under Grant 2020159, in part by NSF-BSF under Grant 2019752, in part by ISF under Grant 1924/21, and in part by a grant from The Center for AI and Data Science at Tel Aviv University (TAD). W.H. is supported by ISF under Grant 1734/21.

References

- [1] Amnon Balanov, Wasim Huleihel, and Tamir Bendory. Einstein from noise: Statistical analysis. *arXiv preprint arXiv:2407.05277*, 2024.
- [2] Afonso S Bandeira, Ben Blum-Smith, Joe Kileel, Jonathan Niles-Weed, Amelia Perry, and Alexander S Wein. Estimation under group actions: recovering orbits from invariants. *Applied and Computational Harmonic Analysis*, 66:236–319, 2023.
- [3] Tamir Bendory, Alberto Bartesaghi, and Amit Singer. Single-particle cryo-electron microscopy: Mathematical theory, computational challenges, and opportunities. *IEEE signal processing magazine*, 37(2):58–76, 2020.
- [4] Tamir Bendory, Nicolas Boumal, Chao Ma, Zhizhen Zhao, and Amit Singer. Bispectrum inversion with application to multireference alignment. *IEEE Transactions on signal processing*, 66(4):1037–1050, 2017.
- [5] Tamir Bendory and Dan Edidin. The sample complexity of sparse multireference alignment and single-particle cryo-electron microscopy. *SIAM Journal on Mathematics of Data Science*, 6(2):254–282, 2024.
- [6] Giuseppe C Calafiore and Laurent El Ghaoui. *Optimization models*. Cambridge university press, 2014.
- [7] Sourav Chatterjee. An error bound in the Sudakov-Fernique inequality. *arXiv preprint math/0510424*, 2005.
- [8] Muyuan Chen and Steven J Ludtke. Deep learning-based mixed-dimensional Gaussian mixture model for characterizing variability in cryo-EM. *Nature methods*, 18(8):930–936, 2021.
- [9] Gavin E Crooks. Logistic approximation to the logistic-normal integral. *Lawrence Berkeley National Laboratory, Berkeley, CA*, 2009.

- [10] Constantinos Daskalakis, Christos Tzamos, and Manolis Zampetakis. Ten steps of EM suffice for mixtures of two Gaussians. In *Conference on Learning Theory*, pages 704–710. PMLR, 2017.
- [11] Arthur P Dempster, Nan M Laird, and Donald B Rubin. Maximum likelihood from incomplete data via the EM algorithm. *Journal of the royal statistical society: series B (methodological)*, 39(1):1–22, 1977.
- [12] Rick Durrett. *Probability: theory and examples*, volume 49. Cambridge university press, 2019.
- [13] Sylvia Frühwirth-Schnatter. *Finite mixture and Markov switching models*. Springer, 2006.
- [14] Michael Glodek, Martin Schels, and Friedhelm Schwenker. Ensemble Gaussian mixture models for probability density estimation. *Computational statistics*, 28:127–138, 2013.
- [15] Lalit Gupta and Thotsapon Sortrakul. A Gaussian-mixture-based image segmentation algorithm. *Pattern recognition*, 31(3):315–325, 1998.
- [16] Philippe Heinrich and Jonas Kahn. Strong identifiability and optimal minimax rates for finite mixture estimation. *The Annals of Statistics*, 46(6A):2844 – 2870, 2018.
- [17] Richard Henderson. Avoiding the pitfalls of single particle cryo-electron microscopy: Einstein from noise. *Proceedings of the National Academy of Sciences*, 110(45):18037–18041, 2013.
- [18] William Johnson and Joram Lindenstrauss. Extensions of Lipschitz maps into a Hilbert space. *Contemporary Mathematics*, 26:189–206, 01 1984.
- [19] Michael Jordan and Lei Xu. On convergence properties of the EM algorithm for Gaussian mixtures. *Neural Computation*, 8, 08 2001.
- [20] Saul M Kassin, Itiel E Dror, and Jeff Kukucka. The forensic confirmation bias: Problems, perspectives, and proposed solutions. *Journal of applied research in memory and cognition*, 2(1):42–52, 2013.
- [21] Michael Kearns, Yishay Mansour, and Andrew Y Ng. An information-theoretic analysis of hard and soft assignment methods for clustering. *Learning in graphical models*, pages 495–520, 1998.
- [22] Satish V Khadilkar and Suvarna S Khadilkar. Bias in clinical practice. *The Journal of Obstetrics and Gynecology of India*, 70(1):1–5, 2020.
- [23] Joshua Klayman. Varieties of confirmation bias. *Psychology of learning and motivation*, 32:385–418, 1995.
- [24] Malcolm R Leadbetter, Georg Lindgren, and Holger Rootzén. *Extremes and related properties of random sequences and processes*. Springer Science & Business Media, 2012.

- [25] Lishuai Li, R John Hansman, Rafael Palacios, and Roy Welsch. Anomaly detection via a Gaussian mixture model for flight operation and safety monitoring. *Transportation Research Part C: Emerging Technologies*, 64:45–57, 2016.
- [26] Bruce G. Lindsay. Moment Matrices: Applications in Mixtures. *The Annals of Statistics*, 17(2):722 – 740, 1989.
- [27] S. Lloyd. Least square quantization in PCM. *IEEE Transactions on Information Theory*, 28, 01 1982.
- [28] Henry B Mann and Abraham Wald. On stochastic limit and order relationships. *The Annals of Mathematical Statistics*, 14(3):217–226, 1943.
- [29] Youdong Mao, Luis R Castillo-Menendez, and Joseph G Sodroski. Reply to subramaniam, van heel, and henderson: Validity of the cryo-electron microscopy structures of the HIV-1 envelope glycoprotein complex. *Proceedings of the National Academy of Sciences*, 110(45):E4178–E4182, 2013.
- [30] Youdong Mao, Liping Wang, Christopher Gu, Alon Herschhorn, Anik Désormeaux, Andrés Finzi, Shi-Hua Xiang, and Joseph G Sodroski. Molecular architecture of the uncleaved HIV-1 envelope glycoprotein trimer. *Proceedings of the National Academy of Sciences*, 110(30):12438–12443, 2013.
- [31] Cathy Maugis, Gilles Celeux, and Marie-Laure Martin-Magniette. Variable selection for clustering with Gaussian mixture models. *Biometrics*, 65(3):701–709, 2009.
- [32] Clifford R Mynatt, Michael E Doherty, and Ryan D Tweney. Confirmation bias in a simulated research environment: An experimental study of scientific inference. *Quarterly Journal of Experimental Psychology*, 29(1):85–95, 1977.
- [33] Edward W Ng and Murray Geller. A table of integrals of the error functions. *Journal of Research of the National Bureau of Standards B*, 73(1):1–20, 1969.
- [34] Thanh Minh Nguyen and QM Jonathan Wu. Fast and robust spatially constrained Gaussian mixture model for image segmentation. *IEEE transactions on circuits and systems for video technology*, 23(4):621–635, 2012.
- [35] Amelia Perry, Jonathan Weed, Afonso S Bandeira, Philippe Rigollet, and Amit Singer. The sample complexity of multireference alignment. *SIAM Journal on Mathematics of Data Science*, 1(3):497–517, 2019.
- [36] Eric Rassin. Context effect and confirmation bias in criminal fact finding. *Legal and Criminological Psychology*, 25(2):80–89, 2020.
- [37] Eric Rassin, Anita Eerland, and Ilse Kuijpers. Let’s find the evidence: An analogue study of confirmation bias in criminal investigations. *Journal of Investigative Psychology and Offender Profiling*, 7(3):231–246, 2010.

- [38] Richard Redner and Homer Walker. Mixture densities, maximum likelihood and the EM algorithm. *SIAM Review*, 26, 02 1982.
- [39] Nathan Ross. Fundamentals of Stein’s method. 2011.
- [40] Maxim Shatsky, Richard J Hall, Steven E Brenner, and Robert M Glaeser. A method for the alignment of heterogeneous macromolecules from electron microscopy. *Journal of structural biology*, 166(1):67–78, 2009.
- [41] Fred J Sigworth. A maximum-likelihood approach to single-particle image refinement. *Journal of structural biology*, 122(3):328–339, 1998.
- [42] Carlos Oscar S Sorzano, JR Bilbao-Castro, Y Shkolnisky, M Alcorlo, R Melero, G Caffarena-Fernández, M Li, G Xu, R Marabini, and JM Carazo. A clustering approach to multireference alignment of single-particle projections in electron microscopy. *Journal of structural biology*, 171(2):197–206, 2010.
- [43] Alan Stuart and Keith Ord. *Kendall’s advanced theory of statistics, distribution theory*, volume 1. John Wiley & Sons, 2010.
- [44] Sriram Subramaniam. Structure of trimeric HIV-1 envelope glycoproteins. *Proceedings of the National Academy of Sciences*, 110(45):E4172–E4174, 2013.
- [45] Marin van Heel. Finding trimeric HIV-1 envelope glycoproteins in random noise. *Proceedings of the National Academy of Sciences*, 110(45):E4175–E4177, 2013.
- [46] Roman Vershynin. *High-dimensional probability: An introduction with applications in data science*, volume 47. Cambridge university press, 2018.
- [47] Mattias Villani, Robert Kohn, and Paolo Giordani. Regression density estimation using smooth adaptive Gaussian mixtures. *Journal of Econometrics*, 153(2):155–173, 2009.
- [48] Ji Xu, Daniel J Hsu, and Arian Maleki. Global analysis of expectation maximization for mixtures of two gaussians. *Advances in Neural Information Processing Systems*, 29, 2016.
- [49] Miin-Shen Yang, Chien-Yo Lai, and Chih-Ying Lin. A robust EM clustering algorithm for Gaussian mixture models. *Pattern Recognition*, 45(11):3950–3961, 2012.

Appendix

A Preliminaries

Before delving into the proofs, we start with a few definitions and auxiliary results which will aid our main derivations. We use $\xrightarrow{\mathcal{D}}$, $\xrightarrow{\mathcal{P}}$, and $\xrightarrow{\text{a.s.}}$, to denote the convergence of sequences of random variables in distribution, in probability, and almost surely, respectively. We use the indicator function $\mathbb{1}_A(x)$ to indicate that $\mathbb{1}_A(x) = 1$ if and only if $x \in A$.

A.1 The Gaussian vector induced by the templates

Define the L -dimensional random vector $S^{(x)}$ as,

$$S_\ell^{(x)} \triangleq \frac{\langle n_i, x_\ell \rangle}{\|x_\ell\|_2}, \quad (\text{A.1})$$

for $\ell \in [L]$. By our model assumptions, it is clear that $S^{(x)}$ is a zero-mean Gaussian random vector with covariance matrix Σ_S , whose entries are,

$$[\Sigma_S]_{\ell_1+1, \ell_2+1} = \sigma_{\ell_1, \ell_2}^{(x)} = \frac{\langle x_{\ell_1}, x_{\ell_2} \rangle}{\|x\|_2^2}, \quad (\text{A.2})$$

for $\ell_1, \ell_2 \in [L]$. Since we always assume that $x_{\ell_1} \neq x_{\ell_2}$, whenever $\ell_1 \neq \ell_2$, it follows that Σ_S is positive definite. Next, let us denote the function $p_{\ell, \beta} : \mathbb{R}^L \rightarrow \mathbb{R}$, parameterized by $\beta \in \mathbb{R}_+$, as follows,

$$p_{\ell, \beta}(\mathbf{Q}) \triangleq \frac{\exp(\beta Q_\ell)}{\sum_{r=0}^{L-1} \exp(\beta Q_r)}, \quad (\text{A.3})$$

for $\ell \in [L]$, where $\mathbf{Q} = (Q_0, Q_1, \dots, Q_{L-1}) \in \mathbb{R}^L$. The function $p_{\ell, \beta}$ is known as the *softmax function*. Finally, we define the log-sum-exp function $F_\beta : \mathbb{R}^L \rightarrow \mathbb{R}$, as follows,

$$F_\beta(\mathbf{Q}) \triangleq \frac{1}{\beta} \log \left(\sum_{l=0}^{L-1} \exp(\beta Q_l) \right). \quad (\text{A.4})$$

A.2 Asymptotic number of observations

In this subsection, we find an asymptotic expression for the hard-assignment and soft-assignment estimators, as $M \rightarrow \infty$. We denote the set of all observations by $\mathcal{N} \triangleq \{n_i\}_{i=0}^{M-1} \subset \mathbb{R}^d$.

Hard-assignment. For the hard-assignment estimator, it turns out that it is much more convenient to work with the following set of Voronoi regions, compared to $\{\mathcal{A}_\ell\}_{\ell \geq 0}$, as defined in Algorithm 1. Specifically, given the set of templates $\mathcal{X} \triangleq \{x_\ell\}_{\ell \geq 0}$, for every $\ell \in [L]$, define,

$$\begin{aligned} \mathcal{V}_\ell &\triangleq \left\{ v \in \mathbb{R}^d : \|v - x_\ell\|_2^2 \leq \min_{k \neq \ell} \|v - x_k\|_2^2 \right\} \\ &= \left\{ v \in \mathbb{R}^d : \langle v, x_\ell \rangle \geq \max_{k \neq \ell} \langle v, x_k \rangle \right\}. \end{aligned} \quad (\text{A.5})$$

Note that $\{\mathcal{V}_\ell\}_{\ell \in [L]}$ are deterministic, and they form a partition of \mathbb{R}^d . Furthermore, it is clear that $\mathcal{A}_\ell \subset \mathcal{V}_\ell$, for every $l \in [L]$, $\cup_{\ell=0}^{L-1} \mathcal{A}_\ell = \mathcal{N}$, and $\mathcal{A}_k \cap \mathcal{V}_\ell = \emptyset$, for $k \neq \ell$. Following these properties, it follows that $\mathbb{1}_{\{n_i \in \mathcal{A}_\ell\}} = \mathbb{1}_{\{n_i \in \mathcal{V}_\ell\}}$, for every observation $n_i \in \mathcal{N}$.

Let us see the implications of the above definitions. Recall the hard-assignment estimator in Algorithm 1. From (2.6), we have,

$$\langle \hat{x}_\ell, x_\ell \rangle = \frac{1}{|\mathcal{A}_\ell|} \sum_{n_i \in \mathcal{A}_\ell} \langle n_i, x_\ell \rangle \quad (\text{A.6})$$

$$= \frac{1}{|\mathcal{A}_\ell|} \sum_{n_i \in \mathcal{A}_\ell} \max_{0 \leq r \leq L-1} \langle n_i, x_r \rangle \quad (\text{A.7})$$

$$= \frac{1}{|\mathcal{A}_\ell|} \sum_{i=0}^{M-1} \left[\max_{0 \leq r \leq L-1} \langle n_i, x_r \rangle \mathbb{1}_{\{n_i \in \mathcal{V}_\ell\}} \right], \quad (\text{A.8})$$

where the second equality follows from the definition of \mathcal{A}_ℓ in (2.5), and the third equality is from the definition of \mathcal{V}_ℓ . Rearranging the last term in (A.8), we have,

$$\begin{aligned} \langle \hat{x}_\ell, x_\ell \rangle &= \frac{1}{|\mathcal{A}_\ell|} \sum_{i=0}^{M-1} \left[\max_{0 \leq r \leq L-1} \langle n_i, x_r \rangle \mathbb{1}_{\{n_i \in \mathcal{V}_\ell\}} \right] \\ &= \frac{\frac{1}{M} \sum_{i=0}^{M-1} \left[\max_{0 \leq r \leq L-1} \langle n_i, x_r \rangle \mathbb{1}_{\{n_i \in \mathcal{V}_\ell\}} \right]}{|\mathcal{A}_\ell|/M}. \end{aligned} \quad (\text{A.9})$$

Now, by the strong law of large numbers (SLLN) [12], we have,

$$\frac{1}{M} \sum_{i=0}^{M-1} \left[\max_{0 \leq r \leq L-1} \langle n_i, x_r \rangle \mathbb{1}_{\{n_i \in \mathcal{V}_\ell\}} \right] \xrightarrow{\text{a.s.}} \mathbb{E} \left[\max_{0 \leq r \leq L-1} \langle n_1, x_r \rangle \mathbb{1}_{\{n_1 \in \mathcal{V}_\ell\}} \right], \quad (\text{A.10})$$

as $M \rightarrow \infty$. In addition, by the definition of \mathcal{A}_ℓ in (2.5), we have,

$$\frac{|\mathcal{A}_\ell|}{M} = \frac{1}{M} \sum_{i=0}^{M-1} \mathbb{1}_{\{n_i \in \mathcal{V}_\ell\}} \xrightarrow{\text{a.s.}} \mathbb{E} [\mathbb{1}_{\{n_1 \in \mathcal{V}_\ell\}}] = \mathbb{P} [n_1 \in \mathcal{V}_\ell], \quad (\text{A.11})$$

as $M \rightarrow \infty$, where the almost sure convergence follows from the SLLN. Since both the numerator and denominator in (A.9) converge almost surely, and the denominator converges to a positive number, it follows by the continuous mapping theorem [28, 12] that,

$$\langle \hat{x}_\ell, x_\ell \rangle \xrightarrow{\text{a.s.}} \frac{\mathbb{E} [\langle n_1, x_\ell \rangle \mathbb{1}_{\{n_1 \in \mathcal{V}_\ell\}}]}{\mathbb{P} [n_1 \in \mathcal{V}_\ell]} = \frac{\mathbb{E} \left[\max_{0 \leq r \leq L-1} \langle n_1, x_r \rangle \mathbb{1}_{\{n_1 \in \mathcal{V}_\ell\}} \right]}{\mathbb{P} [n_1 \in \mathcal{V}_\ell]}, \quad (\text{A.12})$$

as $M \rightarrow \infty$. Using the same arguments as above, it can be shown that,

$$\hat{x}_\ell \xrightarrow{\text{a.s.}} \frac{\mathbb{E} [n_1 \mathbb{1}_{\{n_1 \in \mathcal{V}_\ell\}}]}{\mathbb{P} [n_1 \in \mathcal{V}_\ell]}, \quad (\text{A.13})$$

again, as $M \rightarrow \infty$.

Soft-assignment. We move forward to the soft-assignment estimator in Algorithm 2. Using (2.7), and following the same steps as for the hard-assignment estimator, we get,

$$\hat{x}_\ell = \frac{\sum_{i=0}^{M-1} p_i^{(\ell)} n_i}{\sum_{i=0}^{M-1} p_i^{(\ell)}} \xrightarrow{\text{a.s.}} \frac{\mathbb{E} [n_1 p_1^{(\ell)}]}{\mathbb{E} [p_1^{(\ell)}]}, \quad (\text{A.14})$$

as $M \rightarrow \infty$. Similarly, it follows that the correlation between the soft-assignment estimator and its corresponding template is,

$$\langle \hat{x}_\ell, x_\ell \rangle \xrightarrow{\text{a.s.}} \frac{\mathbb{E} \left[\langle n_1, x_\ell \rangle p_1^{(\ell)} \right]}{\mathbb{E}[p_1^{(\ell)}]}, \quad (\text{A.15})$$

as $M \rightarrow \infty$.

A.3 The high-SNR regime

The following result studies the convergence of $p_{\ell,\beta}$ in (A.3), as $\beta \rightarrow \infty$.

Proposition A.1. *Let $p_{\ell,\beta}$ be as defined in (A.3), and $S^{(x)}$ in (A.1). Then,*

$$\lim_{\beta \rightarrow \infty} p_{\ell,\beta}(S_\ell^{(x)}) = \mathbb{1}_{\{n_i \in \mathcal{V}_\ell\}}, \quad (\text{A.16})$$

almost surely, where \mathcal{V}_ℓ is defined in (A.5).

Before we prove the above result, it is useful to prove the following auxiliary lemma.

Lemma A.2. *Let $p_{\ell,\beta}$ be as defined in (A.3). Let $\mathbf{Q} = (Q_0, Q_1, \dots, Q_{L-1}) \in \mathbb{R}^L$ and assume that $\max_{0 \leq k \leq L-1} Q_k$ is unique. Then,*

$$\lim_{\beta \rightarrow \infty} p_{\ell,\beta}(\mathbf{Q}) = \mathbb{1} \left\{ Q_\ell = \max_{0 \leq k \leq L-1} Q_k \right\}. \quad (\text{A.17})$$

Proof of Lemma A.2. Recall the definition of $F_\beta(\mathbf{Q})$ in (A.4). It is well known that [6],

$$\max_{0 \leq k \leq L-1} Q_k \leq F_\beta(\mathbf{Q}) \leq \max_{0 \leq k \leq L-1} Q_k + \frac{\log L}{\beta}. \quad (\text{A.18})$$

Next, note that,

$$p_{\ell,\beta}(\mathbf{Q}) = \exp \left[\beta Q_\ell - \log \left(\sum_{r=0}^{L-1} \exp(\beta Q_r) \right) \right]. \quad (\text{A.19})$$

Then, combining (A.18) into (A.19) leads to,

$$Q_\ell - \max_{0 \leq k \leq L-1} Q_k - \frac{\log L}{\beta} \leq \frac{1}{\beta} \log p_{\ell,\beta}(\mathbf{Q}) \leq Q_\ell - \max_{0 \leq k \leq L-1} Q_k. \quad (\text{A.20})$$

Taking $\beta \rightarrow \infty$, we get,

$$\lim_{\beta \rightarrow \infty} \frac{1}{\beta} \log p_{\ell,\beta}(\mathbf{Q}) = Q_\ell - \max_{0 \leq k \leq L-1} Q_k. \quad (\text{A.21})$$

Now, if $Q_\ell \neq \max_{0 \leq k \leq L-1} Q_k$, then clearly,

$$\lim_{\beta \rightarrow \infty} p_{\ell,\beta}(\mathbf{Q}) = 0. \quad (\text{A.22})$$

Conversely, if $Q_\ell = \max_{0 \leq k \leq L-1} Q_k$, and is unique, then must have that,

$$\lim_{\beta \rightarrow \infty} p_{\ell, \beta}(\mathbf{Q}) = 1, \quad (\text{A.23})$$

which concludes the proof. \square

Proof of Proposition A.1. Using Lemma A.2, we can infer that for every realization of n_i , such that $\max_{0 \leq k \leq L-1} \langle n_i, x_k \rangle / \|x\|_2$ is unique, we get,

$$\lim_{\beta \rightarrow \infty} \frac{\exp\left(\beta \frac{\langle n_i, x_\ell \rangle}{\|x\|_2}\right)}{\sum_{r=0}^{L-1} \exp\left(\beta \frac{\langle n_i, x_r \rangle}{\|x\|_2}\right)} = \mathbb{1}_{\{n_i \in \mathcal{V}_\ell\}}, \quad (\text{A.24})$$

where \mathcal{V}_ℓ is defined in (A.5). Since the maximum of a Gaussian vector with positive definite covariance matrix is unique with probability one, it follows that (A.24) holds almost surely, which proves the desired result. \square

A.4 Soft-assignment positive correlation

The following result will be used for proving that the correlation between the soft-assignment estimator and its corresponding template is positive (Theorem 3.1, second part, for Algorithm 2).

Proposition A.3. *Let $\mathbf{X} = (X_0, X_1, \dots, X_{L-1})^T$ be a zero-mean Gaussian vector, with $\mathbf{X} \sim \mathcal{N}(0, \Sigma_{\mathbf{X}})$, where $\mathbb{E}(X_i^2) = 1$, for $0 \leq i \leq L-1$. Then, for every $0 \leq l \leq L-1$ and $\beta > 0$,*

$$\mathbb{E}[X_\ell \cdot p_{\ell, \beta}(\mathbf{X})] \geq 0. \quad (\text{A.25})$$

If the off-diagonal covariance entries satisfy $\sigma_{ij} \triangleq [\Sigma_{\mathbf{X}}]_{ij} < 1$, for every $i \neq j$, then the inequality in (A.25) is strict.

To prove proposition A.3, we use the following known Gaussian integration by parts lemma [39].

Lemma A.4. *Let $F : \mathbb{R}^n \rightarrow \mathbb{R}$ be a C^1 function, and $\mathbf{X} = (X_0, X_1, \dots, X_{n-1})^T$ be a zero-mean Gaussian random vector. Then, for every $0 \leq i \leq n-1$,*

$$\mathbb{E}[X_i F(\mathbf{X})] = \sum_{j=0}^{n-1} \mathbb{E}(X_i X_j) \mathbb{E}\left(\frac{\partial F}{\partial x_j}(\mathbf{X})\right). \quad (\text{A.26})$$

Proof of Proposition A.3. By Lemma A.4, we have,

$$\mathbb{E}[X_\ell \cdot p_{\ell, \beta}(\mathbf{X})] = \sum_{k=0}^{L-1} \mathbb{E}(X_\ell X_k) \mathbb{E}\left(\frac{\partial p_{\ell, \beta}}{\partial x_k}(\mathbf{X})\right), \quad (\text{A.27})$$

and it is clear that,

$$\frac{\partial p_{\ell,\beta}}{\partial x_k}(\mathbf{X}) = \beta (-p_{\ell,\beta}(\mathbf{X})p_{k,\beta}(\mathbf{X}) + \delta_{\ell k}p_{\ell,\beta}(\mathbf{X})), \quad (\text{A.28})$$

where $\delta_{kn} = 1$ if $k = n$, and zero otherwise. Thus, substituting (A.28) in (A.27) leads to,

$$\begin{aligned} \frac{1}{\beta} \mathbb{E} [X_\ell \cdot p_{\ell,\beta}(X)] &= \sum_{k=0}^{L-1} \mathbb{E} (X_\ell X_k) \mathbb{E} (-p_{\ell,\beta}(\mathbf{X})p_{k,\beta}(\mathbf{X}) + \delta_{\ell k}p_{\ell,\beta}(\mathbf{X})) \\ &= \mathbb{E} (X_\ell^2) \mathbb{E} (p_{\ell,\beta}(\mathbf{X})) - \sum_{k=0}^{L-1} \mathbb{E} (X_\ell X_k) \mathbb{E} (p_{\ell,\beta}(\mathbf{X})p_{k,\beta}(\mathbf{X})) \\ &= \mathbb{E} (p_{\ell,\beta}(\mathbf{X})) - \sum_{k=0}^{L-1} \mathbb{E} (X_\ell X_k) \mathbb{E} (p_{\ell,\beta}(\mathbf{X})p_{k,\beta}(\mathbf{X})). \end{aligned} \quad (\text{A.29})$$

Since $\sum_{k=0}^{L-1} p_{k,\beta}(\mathbf{X}) = 1$, $p_{k,\beta}(\mathbf{X}) \geq 0$ for every $0 \leq k \leq L-1$, and $\mathbb{E} (X_l X_k) \leq 1$ for every $0 \leq \ell, k \leq L-1$, it follows from (A.29) that,

$$\mathbb{E} [X_\ell \cdot p_{\ell,\beta}(\mathbf{X})] \geq 0, \quad (\text{A.30})$$

as claimed.

When all off-diagonal entries of $\Sigma_{\mathbf{X}}$ are strictly less than unity, i.e., $\mathbb{E} (X_\ell X_k) < 1$, for $\ell \neq k$, then for every $k \in [L]$, we have $0 < p_{k,\beta}(\mathbf{X}) < 1$ almost surely, implying that

$$\sum_{k=0}^{L-1} \mathbb{E} (X_\ell X_k) \mathbb{E} (p_{\ell,\beta}(\mathbf{X})p_{k,\beta}(\mathbf{X})) \leq \max_{0 \leq k \leq L-1} \mathbb{E} (X_\ell X_k) \mathbb{E} \left[p_{\ell,\beta}(\mathbf{X}) \sum_{k=0}^{L-1} p_{k,\beta}(\mathbf{X}) \right] \quad (\text{A.31})$$

$$= \max_{0 \leq k \leq L-1} \mathbb{E} (X_\ell X_k) \mathbb{E} [p_{\ell,\beta}(\mathbf{X})] \quad (\text{A.32})$$

$$< \mathbb{E} (p_{\ell,\beta}(\mathbf{X})). \quad (\text{A.33})$$

Thus, combining (A.29) and (A.33) we get that $\mathbb{E} [X_\ell \cdot p_{\ell,\beta}(X)] > 0$, as claimed. \square

A.5 Hard-assignment positive correlation

The following result will be used to prove that the correlation between the hard-assignment estimator and its corresponding template is positive (Theorem 3.1, second part, for Algorithm 1).

Proposition A.5. *Let $\mathbf{X} = (X_0, X_1, \dots, X_{L-1})^T$ be a zero-mean Gaussian vector, with $\mathbf{X} \sim \mathcal{N}(0, \Sigma_{\mathbf{X}})$, where $\mathbb{E} (X_i^2) = 1$, for $0 \leq i \leq L-1$, and $\mathbb{E} (X_i X_j) < 1$, for $i \neq j$. Let,*

$$\hat{\mathbf{R}} = \arg \max_{0 \leq \ell \leq L-1} \{X_\ell\}. \quad (\text{A.34})$$

Then, for every $0 \leq \ell \leq L-1$,

$$\mathbb{E} \left[X_\ell \cdot \mathbb{1}_{\{\hat{\mathbf{R}}=\ell\}} \right] > 0. \quad (\text{A.35})$$

Proof of Proposition A.5. From proposition A.3, we have,

$$\lim_{\beta \rightarrow \infty} \mathbb{E} \left[X_\ell \cdot \frac{\exp(\beta X_\ell)}{\sum_{r=0}^{L-1} \exp(\beta X_r)} \right] \geq 0, \quad (\text{A.36})$$

while from Lemma A.2, we have,

$$\lim_{\beta \rightarrow \infty} \frac{\exp(\beta X_\ell)}{\sum_{r=0}^{L-1} \exp(\beta X_r)} = \mathbb{1}_{\{\hat{\mathbf{R}}=\ell\}}. \quad (\text{A.37})$$

Therefore, combining (A.36) and (A.37) leads to,

$$\mathbb{E} \left[X_\ell \cdot \mathbb{1}_{\{\hat{\mathbf{R}}=\ell\}} \right] \geq 0. \quad (\text{A.38})$$

Next, we show that the above inequality is in fact strict. From (A.29), we have,

$$\begin{aligned} \mathbb{E} [X_\ell p_{\ell,\beta}(\mathbf{X})] &= \beta \cdot \sum_{k=0}^{L-1} \mathbb{E} (X_\ell X_k) \mathbb{E} (-p_{\ell,\beta}(\mathbf{X}) p_{k,\beta}(\mathbf{X}) + \delta_{\ell k} p_{\ell,\beta}(\mathbf{X})) \\ &= \beta \cdot \sum_{k=0}^{L-1} [\mathbb{E} (X_\ell^2) - \mathbb{E} (X_\ell X_k)] \mathbb{E} [p_{\ell,\beta}(\mathbf{X}) p_{k,\beta}(\mathbf{X})], \end{aligned} \quad (\text{A.39})$$

where the last equality follows from $\sum_{k=0}^{L-1} p_{k,\beta}(\mathbf{X}) = 1$. Taking $\beta \rightarrow \infty$, applying the dominated convergence theorem, and Lemma A.2 leads to,

$$\mathbb{E} \left[X_\ell \cdot \mathbb{1}_{\{\hat{\mathbf{R}}=\ell\}} \right] = \lim_{\beta \rightarrow \infty} \mathbb{E} [X_\ell p_{\ell,\beta}(\mathbf{X})] \quad (\text{A.40})$$

$$= \lim_{\beta \rightarrow \infty} \beta \cdot \sum_{k=0}^{L-1} [\mathbb{E} (X_\ell^2) - \mathbb{E} (X_\ell X_k)] \mathbb{E} [p_{\ell,\beta}(\mathbf{X}) p_{k,\beta}(\mathbf{X})]. \quad (\text{A.41})$$

Lemma A.6, as stated and proved below, shows that $\lim_{\beta \rightarrow \infty} \beta \cdot \mathbb{E} [p_{\ell,\beta}(\mathbf{X}) p_{k,\beta}(\mathbf{X})] > 0$, for every $k \in [L]$. Since we assume that $\mathbb{E} (X_\ell X_k) < 1$, for every $k \neq \ell$, it follows that the right-hand-side (r.h.s.) of (A.41) is positive, which concludes the proof. \square

Lemma A.6. *Let $\mathbf{X} = (X_0, X_1, \dots, X_{L-1})^T$ be a zero-mean Gaussian vector, with $\mathbf{X} \sim \mathcal{N}(0, \Sigma_{\mathbf{X}})$, where $\mathbb{E} (X_i^2) = 1$, for $0 \leq i \leq L-1$, and $\mathbb{E} (X_i X_j) < 1$, for $i \neq j$. Then, for any $k, \ell \in [L]$,*

$$\beta \cdot \mathbb{E} [p_{\ell,\beta}(\mathbf{X}) p_{k,\beta}(\mathbf{X})] > 0, \quad (\text{A.42})$$

for every finite $\beta > 0$ and $\beta \rightarrow \infty$.

Proof of Lemma A.6. When $\beta > 0$ is fixed, we note that $p_{\ell,\beta}(\mathbf{X}) > 0$, and $p_{k,\beta}(\mathbf{X}) > 0$, almost surely, thus (A.42) follows. Next, we deal with the case where $\beta \rightarrow \infty$. Fix $\epsilon > 0$, $\ell, k \in [L]$, and define \mathcal{W} as the following set of events,

$$\mathcal{W} \triangleq \left\{ |X_\ell - X_k| < \frac{\epsilon}{\beta} \right\} \cap \left\{ X_\ell = \max_{k \in [L]} X_k \right\}. \quad (\text{A.43})$$

Over \mathcal{W} , using (A.20), we get,

$$p_{\ell,\beta}(\mathbf{X})p_{k,\beta}(\mathbf{X}) \geq e^{-2\epsilon-2\log L} > 0. \quad (\text{A.44})$$

Note that the term at the r.h.s. of (A.44) is independent of β , and so, we denote,

$$\mathbf{C} \triangleq e^{-2\epsilon-2\log L} > 0. \quad (\text{A.45})$$

Thus, since $p_{\ell,\beta}(\mathbf{X})p_{k,\beta}(\mathbf{X})$ is non-negative, we have,

$$\beta \cdot \mathbb{E} [p_{\ell,\beta}(\mathbf{X})p_{k,\beta}(\mathbf{X})] \geq \beta \cdot \mathbb{E} [p_{\ell,\beta}(\mathbf{X})p_{k,\beta}(\mathbf{X})\mathbb{1}_{\mathcal{W}}] \geq \beta \cdot \mathbf{C} \cdot \mathbb{P}(\mathcal{W}). \quad (\text{A.46})$$

Next, we show that $\lim_{\beta \rightarrow \infty} \beta \cdot \mathbb{P}(\mathcal{W}) \geq \mathbf{D}$, for a constant $\mathbf{D} > 0$. Denote by $f_{\mathbf{X}}(\cdot)$ the probability density function of \mathbf{X} . Clearly, because the covariance matrix of \mathbf{X} is positive-definite, then $f_{\mathbf{X}}(x) > 0$ and is continuous for all $x \in \mathbb{R}^L$. By definition, we have,

$$\lim_{\beta \rightarrow \infty} \beta \cdot \mathbb{P}(\mathcal{W}) = \lim_{\beta \rightarrow \infty} \beta \int_{x \in \mathcal{W}} f_{\mathbf{X}}(x_0^{L-1}) dx_0^{L-1}. \quad (\text{A.47})$$

Subsequently, due to the continuity of $f_{\mathbf{X}}(\cdot)$, when integrating over x_k , we get that,

$$\lim_{\beta \rightarrow \infty} \beta \cdot \mathbb{P}(\mathcal{W}) = 2\epsilon \cdot \int_{\substack{x \in \mathbb{R}^{L-1} \\ \max_{r \neq \ell, k} \{x_r\} < x_\ell}} f_{\mathbf{X}}(x_0^{k-1}, x_\ell, x_{k+1}^{L-1}) dx_0^{k-1} dx_{k+1}^{L-1} \quad (\text{A.48})$$

$$\triangleq \mathbf{D}_k > 0, \quad (\text{A.49})$$

where the inequality follows from the fact that $f_{\mathbf{X}}(\cdot) > 0$ for all $\mathbf{X} \in \mathbb{R}^L$, and thus the integral in (A.49) is positive as well. Finally, substituting (A.49) in (A.46) leads to,

$$\lim_{\beta \rightarrow \infty} \beta \cdot \mathbb{E} [p_{\ell,\beta}(\mathbf{X})p_{k,\beta}(\mathbf{X})] \geq \mathbf{C} \cdot \mathbf{D}_k > 0, \quad (\text{A.50})$$

which concludes the proof. \square

A.6 Soft-assignment inverse dependence

The following result will be used in the proof of the inverse dependence property of the soft-assignment estimator (Proposition 3.2).

Proposition A.7. *Let $\mathbf{X} = (X_0, X_1, \dots, X_{L-1})^T$ and $\mathbf{Y} = (Y_0, Y_1, \dots, Y_{L-1})^T$ be two zero-means Gaussian random vectors, with $\mathbf{X} \sim \mathcal{N}(0, \Sigma_{\mathbf{X}})$ and $\mathbf{Y} \sim \mathcal{N}(0, \Sigma_{\mathbf{Y}})$, where $\mathbb{E}[X_i^2] = \mathbb{E}[Y_i^2] = 1$, for all $0 \leq i \leq L-1$, and $\mathbb{E}[X_i X_j] \leq \mathbb{E}[Y_i Y_j]$, for all $i \neq j$. Then, for every $\beta > 0$,*

$$\mathbb{E} \left[\frac{\sum_{\ell=0}^{L-1} X_\ell \exp(\beta X_\ell)}{\sum_{\ell=0}^{L-1} \exp(\beta X_\ell)} \right] \geq \mathbb{E} \left[\frac{\sum_{\ell=0}^{L-1} Y_\ell \exp(\beta Y_\ell)}{\sum_{\ell=0}^{L-1} \exp(\beta Y_\ell)} \right]. \quad (\text{A.51})$$

Proof of Proposition A.7. Recall the definition of F_β in (A.4). Define the Gaussian vector $\mathbf{Z}_t^{(\epsilon)}$, as follows,

$$\mathbf{Z}_t^{(\epsilon)} \triangleq (1 + \epsilon) \left(\sqrt{t}\mathbf{X} + \sqrt{1-t}\mathbf{Y} \right), \quad (\text{A.52})$$

for $\epsilon \geq 0$ and $0 \leq t \leq 1$. Define the function $\phi(t, \epsilon) \triangleq \mathbb{E} \left[F_\beta(\mathbf{Z}_t^{(\epsilon)}) \right]$. By the dominated convergence theorem, we have,

$$\left. \frac{\partial \phi(t=1, \epsilon)}{\partial \epsilon} \right|_{\epsilon=0} = \mathbb{E} \left[\left. \frac{\partial F_\beta(\mathbf{Z}_{t=1}^{(\epsilon)})}{\partial \epsilon} \right|_{\epsilon=0} \right] = \mathbb{E} \left[\frac{\sum_{\ell=0}^{L-1} X_\ell \exp(\beta X_\ell)}{\sum_{\ell=0}^{L-1} \exp(\beta X_\ell)} \right], \quad (\text{A.53})$$

and similarly,

$$\left. \frac{\partial \phi(t=0, \epsilon)}{\partial \epsilon} \right|_{\epsilon=0} = \mathbb{E} \left[\left. \frac{\partial F_\beta(\mathbf{Z}_{t=0}^{(\epsilon)})}{\partial \epsilon} \right|_{\epsilon=0} \right] = \mathbb{E} \left[\frac{\sum_{\ell=0}^{L-1} Y_\ell \exp(\beta Y_\ell)}{\sum_{\ell=0}^{L-1} \exp(\beta Y_\ell)} \right]. \quad (\text{A.54})$$

We next prove that,

$$\frac{\partial}{\partial t} \frac{\partial}{\partial \epsilon} \phi(t, \epsilon) \geq 0. \quad (\text{A.55})$$

for every $0 \leq t \leq 1$, which concludes the proof. The derivative of $\phi(t, \epsilon)$ w.r.t. t is given by [7],

$$\frac{\partial}{\partial t} \phi(t, \epsilon) = \frac{\partial}{\partial t} \mathbb{E} \left[F_b(\mathbf{Z}_t^{(\epsilon)}) \right] \quad (\text{A.56})$$

$$= \frac{1}{2} \beta (1 + \epsilon)^2 \sum_{i,j=0}^{L-1} [\mathbb{E}(X_i X_j) - \mathbb{E}(Y_i Y_j)] \mathbb{E} \left[-p_{i,\beta}(\mathbf{Z}_t^{(\epsilon)}) p_{j,\beta}(\mathbf{Z}_t^{(\epsilon)}) + p_{i,\beta}(\mathbf{Z}_t^{(\epsilon)}) \delta_{ij} \right], \quad (\text{A.57})$$

where $p_{\ell,\beta}$ is defined in (A.3). Since we assume that $\mathbb{E}[X_i X_j] \leq \mathbb{E}[Y_i Y_j]$, $\mathbb{E}[X_i X_j] = \mathbb{E}[Y_i Y_j]$ for $i = j$, and we already saw that $\mathbb{E} \left[-p_{i,\beta}(\mathbf{Z}_t^{(\epsilon)}) p_{j,\beta}(\mathbf{Z}_t^{(\epsilon)}) + p_{i,\beta}(\mathbf{Z}_t^{(\epsilon)}) \delta_{ij} \right] \leq 0$, for every $i \neq j$, we get,

$$\frac{\partial}{\partial t} \phi(t, \epsilon) = \frac{\partial}{\partial t} \mathbb{E} \left[F_b(\mathbf{Z}_t^{(\epsilon)}) \right] \geq 0. \quad (\text{A.58})$$

Furthermore, the derivative of (A.57) w.r.t. to $\epsilon \geq 0$ is positive,

$$\frac{\partial}{\partial \epsilon} \frac{\partial}{\partial t} \phi(t, \epsilon) = \frac{\partial}{\partial \epsilon} \frac{\partial}{\partial t} \mathbb{E} \left[F_b(\mathbf{Z}_t^{(\epsilon)}) \right] \geq 0. \quad (\text{A.59})$$

Therefore, we have,

$$\frac{\partial}{\partial t} \frac{\partial}{\partial \epsilon} \phi(t, \epsilon) = \frac{\partial}{\partial \epsilon} \frac{\partial}{\partial t} \phi(t, \epsilon) \geq 0. \quad (\text{A.60})$$

for every $0 \leq t \leq 1$. This in turn leads to,

$$\frac{\partial}{\partial \epsilon} \phi(t=1, \epsilon) \geq \frac{\partial}{\partial \epsilon} \phi(t=0, \epsilon). \quad (\text{A.61})$$

Combining (A.53), (A.54), and (A.61), proves the result. \square

A.7 Properties of Gaussian random vectors

We state and prove two results about certain properties of Gaussian random vectors.

Lemma A.8. *Let $\mathbf{X} = (X_0, X_1, \dots, X_{L-1})^T$ be a zero-mean cyclo-stationary Gaussian vector, with $\mathbf{X} \sim \mathcal{N}(0, \Sigma_{\mathbf{X}})$, such that, $\mathbb{E}(X_i^2) = 1$ for $0 \leq i \leq L-1$, and,*

$$\mathbb{E}(X_{\ell_1} X_{\ell_2}) = \rho_{|\ell_1 - \ell_2| \bmod L}. \quad (\text{A.62})$$

Recall the definition of $p_{\ell, \beta}$ in (A.3).

1. For every $\beta > 0$ and $\ell \in [L]$,

$$\mathbb{E}[p_{\ell, \beta}(\mathbf{X})] = \frac{1}{L}. \quad (\text{A.63})$$

2. For every $\beta > 0$ and $\ell_1, \ell_2 \in [L]$,

$$\mathbb{E}[X_{\ell_1} \cdot p_{\ell, \beta}(\mathbf{X})] = \mathbb{E}[X_{\ell_2} \cdot p_{\ell, \beta}(\mathbf{X})]. \quad (\text{A.64})$$

Proof of Lemma A.8. By definition, due to (A.62), the Gaussian vector \mathbf{X} is cyclo-stationary. Therefore, by the definition of cyclo-stationary Gaussian vectors, its cumulative distribution function $F_{\mathbf{X}}$ is invariant under cyclic shifts [12, 1], i.e.,

$$F_{\mathbf{X}}(z_0, z_1, \dots, z_{L-1}) = F_{\mathbf{X}}(z_{\tau}, z_{\tau+1}, \dots, z_{\tau+L-1}), \quad (\text{A.65})$$

for any $\tau \in \mathbb{Z}$, where the indices are taken modulo L . Therefore, the following holds for any $\tau \in [L]$,

$$\mathbb{E}[p_{\ell, \beta}(\mathbf{X})] = \mathbb{E}\left[\frac{\exp(\beta X_{\ell})}{\sum_{r=0}^{L-1} \exp(\beta X_r)}\right] \quad (\text{A.66})$$

$$= \mathbb{E}\left[\frac{\exp(\beta X_{\ell+\tau})}{\sum_{r=0}^{L-1} \exp(\beta X_{r+\tau})}\right] \quad (\text{A.67})$$

$$= \mathbb{E}\left[\frac{\exp(\beta X_{\ell+\tau})}{\sum_{r=0}^{L-1} \exp(\beta X_r)}\right] \quad (\text{A.68})$$

$$= \mathbb{E}[p_{\ell+\tau}(\mathbf{X})], \quad (\text{A.69})$$

where the second equality is due to the cyclo-stationary invariance property of \mathbf{X} , and the third equality is due to the fact that sum in the denominator is over all the entries of \mathbf{X} . This

proves (A.64). For (A.63), we note that since $\mathbb{E}[p_{\ell,\beta}(\mathbf{X})] = \mathbb{E}[p_{\ell+\tau}(\mathbf{X})]$, for every $\tau \in [L]$, as well as due to the property that $\sum_{\ell=0}^{L-1} p_{\ell,\beta}(\mathbf{X}) = 1$, we get,

$$1 = \mathbb{E} \left[\sum_{\ell=0}^{L-1} p_{\ell,\beta}(\mathbf{X}) \right] = L \cdot \mathbb{E}[p_{\ell,\beta}(\mathbf{X})], \quad (\text{A.70})$$

for every $\ell \in [L]$, as claimed. \square

The following result gives an expression for the expected value of the maximum of two Gaussian random variables.

Lemma A.9. *Let $\mathbf{X} = (X_0, X_1)^T$ be a zero-mean Gaussian random vector $\mathbf{X} \sim \mathcal{N}(0, \Sigma)$, such that $\mathbb{E}[X_0^2] = \mathbb{E}[X_1^2] = 1$ and $\rho = \mathbb{E}[X_0 X_1] < 1$. Then,*

$$\mathbb{E}[\max\{X_0, X_1\}] = \sqrt{\frac{1-\rho}{\pi}} > 0. \quad (\text{A.71})$$

Proof of Lemma A.9. Since,

$$\max\{x, y\} = \frac{1}{2}(x + y + |x - y|), \quad (\text{A.72})$$

it follows that,

$$\mathbb{E}[\max\{X_0, X_1\}] = \frac{1}{2}\mathbb{E}[X_0 + X_1 + |X_0 - X_1|] \quad (\text{A.73})$$

$$= \frac{1}{2}\mathbb{E}|X_0 - X_1|, \quad (\text{A.74})$$

where the second equality is because $\mathbb{E}[X_0] = \mathbb{E}[X_1] = 0$. The random variable $|X_0 - X_1|$ is a folded Normal distribution with parameters $\mu_F = 0$ and $\sigma_F^2 = 2 - 2\rho$. Thus,

$$\mathbb{E}|X_0 - X_1| = \sigma_F \sqrt{\frac{2}{\pi}} \exp\left(-\frac{\mu_F^2}{2\sigma_F^2}\right) + \mu_F \left[1 - 2\Phi\left(-\frac{\mu_F}{\sigma_F}\right)\right]. \quad (\text{A.75})$$

In our case, since $\mu_F = 0$ and $\sigma_F^2 = 2 - 2\rho$, it follows that,

$$\mathbb{E}|X_0 - X_1| = 2\sqrt{\frac{1-\rho}{\pi}}, \quad (\text{A.76})$$

which upon substitution in (A.74), completes the proof. \square

A.8 Hard-assignment asymptotic number of templates

We state and prove two results about properties the maximum of Gaussian vectors, which would aid in proving Theorem 3.9.

Proposition A.10. Let $\mathbf{X} = (X_0, X_1, \dots, X_{L-1})^T$ be a zero-mean Gaussian vector, with $\mathbf{X} \sim \mathcal{N}(0, \Sigma)$. Assume that \mathbf{X} is a cyclo-stationary Gaussian vector, i.e., $|\Sigma_{ij}| = \rho_{|i-j| \bmod L}$, where $\{\rho_\ell\}_{\ell \in \mathbb{N}}$ is a sequence of real-valued numbers such that $\rho_0 = 1$, $\rho_d < 1$, and $\rho_\ell \log \ell \rightarrow 0$, as $\ell \rightarrow \infty$. Let,

$$\hat{\mathbf{R}} = \arg \max_{0 \leq \ell \leq L-1} \{X_\ell\}. \quad (\text{A.77})$$

Then, we have,

$$\lim_{L \rightarrow \infty} \frac{1}{\sqrt{2 \log L}} \cdot \frac{\mathbb{E} \left[X_\ell \mathbb{1}_{\{\hat{\mathbf{R}}=\ell\}} \right]}{\mathbb{P} \left[\hat{\mathbf{R}} = \ell \right]} = 1, \quad (\text{A.78})$$

for every $\ell \in [L]$.

Proof of Proposition A.10. It is known that for an i.i.d. sequence of normally distributed random variables $\{\xi_n\}$, the asymptotic distribution of the maximum $\mathbf{M}_n \triangleq \max\{\xi_1, \xi_2, \dots, \xi_n\}$ is the Gumbel distribution, i.e., for any $x \in \mathbb{R}$,

$$\mathbb{P} [a_n(\mathbf{M}_n - b_n) \leq x] \rightarrow \exp(-e^{-x}), \quad (\text{A.79})$$

as $n \rightarrow \infty$, where,

$$a_n \triangleq \sqrt{2 \log n}, \quad (\text{A.80})$$

and,

$$b_n \triangleq \sqrt{2 \log n} - \frac{1}{2} \frac{\log \log n + \log 4\pi}{\sqrt{2 \log n}}. \quad (\text{A.81})$$

It turns out that the above convergence result remains valid even if the sequence $\{\xi_n\}_n$ is not independent and normally distributed. Specifically, as shown in [24, Theorem 6.2.1], a similar result holds for Gaussian random variables $\{\xi_n\}_n$ with a covariance matrix that decays such that $\lim_{n \rightarrow \infty} \rho_n \cdot \log n = 0$. In addition, the asymptotic expected value of the maximum \mathbf{M}_n satisfies,

$$\lim_{n \rightarrow \infty} \frac{\mathbb{E} [\mathbf{M}_n]}{\sqrt{2 \log n}} = 1. \quad (\text{A.82})$$

Let us denote by \mathbf{M}_L the maximum of the vector \mathbf{X} ,

$$\mathbf{M}_L \triangleq \max\{X_0, X_1, \dots, X_{L-1}\}. \quad (\text{A.83})$$

Under the assumptions of this proposition, and the discussion above, we get,

$$\lim_{L \rightarrow \infty} \frac{\mathbb{E} [\mathbf{M}_L]}{\sqrt{2 \log L}} = 1. \quad (\text{A.84})$$

As $\sum_{r=0}^{L-1} \mathbb{1}_{\{\hat{R}=r\}} = 1$, and $\mathbf{M}_L \cdot \mathbb{1}_{\{\hat{R}=r\}} = X_r \cdot \mathbb{1}_{\{\hat{R}=r\}}$, we have,

$$\mathbb{E}[\mathbf{M}_L] = \sum_{r=0}^{L-1} \mathbb{E}[\mathbf{M}_L \cdot \mathbb{1}_{\{\hat{R}=r\}}] = \sum_{r=0}^{L-1} \mathbb{E}[X_r \cdot \mathbb{1}_{\{\hat{R}=r\}}]. \quad (\text{A.85})$$

By the assumption of this proposition, and Lemma A.8,

$$\mathbb{E}[X_r \cdot \mathbb{1}_{\{\hat{R}=r\}}] = \mathbb{E}[X_\ell \cdot \mathbb{1}_{\{\hat{R}=\ell\}}], \quad (\text{A.86})$$

for every $r, \ell \in [L]$. Therefore, substituting (A.86) into (A.85), leads to,

$$\mathbb{E}[X_\ell \cdot \mathbb{1}_{\{\hat{R}=\ell\}}] = \frac{\mathbb{E}[\mathbf{M}_L]}{L}. \quad (\text{A.87})$$

In addition, by Lemma A.8, we have $\mathbb{P}[\hat{R} = \ell] = 1/L$, for every $\ell \in [L]$. Thus, substituting (A.86) into (A.84), gives,

$$\lim_{L \rightarrow \infty} \frac{1}{\sqrt{2 \log L}} \cdot \frac{\mathbb{E}[X_\ell \mathbb{1}_{\{\hat{R}=\ell\}}]}{\mathbb{P}[\hat{R} = \ell]} = \lim_{L \rightarrow \infty} \frac{1}{\sqrt{2 \log L}} \cdot \frac{\mathbb{E}[\mathbf{M}_L]/L}{1/L} = 1, \quad (\text{A.88})$$

which concludes the proof. \square

For the next proposition, recall the definition of $p_{\ell, \beta}$ in (A.3).

Proposition A.11. *Let $\mathbf{X} = (X_0, X_1, \dots, X_{L-1})^T$ be a zero-mean Gaussian vector, with $\mathbf{X} \sim \mathcal{N}(0, \Sigma)$. Assume that $|\Sigma_{ij}| \leq \rho_{|i-j|}$, where $\{\rho_\ell\}_{\ell \in \mathbb{N}}$ is a sequence of real-valued numbers such that $\rho_0 = 1$, $\rho_d < 1$, and $\rho_\ell \log \ell \rightarrow 0$, as $\ell \rightarrow \infty$. Assume another sequence of $\{\eta_\ell\}_{\ell \in \mathbb{N}}$, satisfying $\eta_\ell \log \ell \rightarrow 0$, as $\ell \rightarrow \infty$. Then, we have,*

$$\lim_{L \rightarrow \infty} \lim_{\beta \rightarrow \infty} \beta \cdot \sum_{r \neq \ell} \eta_r \cdot \mathbb{E}[p_{\ell, \beta}(\mathbf{X}) p_{r, \beta}(\mathbf{X})] = 0, \quad (\text{A.89})$$

for every $\ell \in [L]$.

Proof of Proposition A.11. Recall the definition of F_β in (A.4). Define a centered Gaussian vector \mathbf{Y} , which satisfies,

$$\mathbb{E}[Y_i Y_j] = \begin{cases} \mathbb{E}[X_i X_j], & i, j \neq \ell, \\ \mathbb{E}[X_\ell^2], & i = j = \ell, \\ \mathbb{E}[X_\ell X_j] + \epsilon \eta_j, & i = \ell, j \neq \ell, \\ \mathbb{E}[X_i X_\ell] + \epsilon \eta_i, & j = \ell, i \neq \ell, \end{cases} \quad (\text{A.90})$$

for $\epsilon > 0$ such that $\mathbb{E}[Y_\ell Y_r] = \mathbb{E}[X_\ell X_r] + \epsilon \eta_r < 1$. In other words, \mathbf{Y} has the same covariance matrix as \mathbf{X} , except for the ℓ -th row ℓ -th column, where a small value, $\epsilon \cdot \eta_r$, is added to the (ℓ, r) entry in the covariance matrix.

Define the Gaussian vector \mathbf{Z}_t , as follows,

$$\mathbf{Z}_t \triangleq \left(\sqrt{t}\mathbf{X} + \sqrt{1-t}\mathbf{Y} \right), \quad (\text{A.91})$$

for $0 \leq t \leq 1$. Define the function $\phi(t) \triangleq \mathbb{E}[F_\beta(\mathbf{Z}_t)]$. Then, the following holds,

$$\frac{d}{dt}\phi(t) = \frac{d}{dt}\mathbb{E}[F_b(\mathbf{Z}_t)] \quad (\text{A.92})$$

$$= \frac{1}{2}\beta \cdot \sum_{i,j=0}^{L-1} [\mathbb{E}(X_i X_j) - \mathbb{E}(Y_i Y_j)] \mathbb{E}[-p_{i,\beta}(\mathbf{Z}_t)p_{j,\beta}(\mathbf{Z}_t) + p_{i,\beta}(\mathbf{Z}_t)\delta_{ij}] \quad (\text{A.93})$$

$$= \epsilon\beta \cdot \sum_{r \neq \ell} \eta_r \cdot \mathbb{E}[p_{\ell,\beta}(\mathbf{Z}_t) p_{r,\beta}(\mathbf{Z}_t)]. \quad (\text{A.94})$$

The derivative of $\phi(t)$ at point $t = 1$, is equal to the target function in (A.89),

$$\frac{1}{\epsilon} \left[\frac{d}{dt}\phi(t) \Big|_{t=1} \right] = \beta \cdot \sum_{r \neq \ell} \eta_r \cdot \mathbb{E}[p_{\ell,\beta}(\mathbf{X}) p_{r,\beta}(\mathbf{X})]. \quad (\text{A.95})$$

Recall the following property of F_β , (A.18),

$$\lim_{\beta \rightarrow \infty} F_\beta(\mathbf{Z}_t) = \max_{k \in [L]} Z_{t,k}. \quad (\text{A.96})$$

Thus, by the dominated convergence theorem, we have,

$$\lim_{\beta \rightarrow \infty} \phi(t) = \lim_{\beta \rightarrow \infty} \mathbb{E}[F_\beta(\mathbf{Z}_t)] = \mathbb{E} \left[\max_{k \in [L]} Z_{t,k} \right]. \quad (\text{A.97})$$

Now, let us observe on the expression in (A.97) for $L \rightarrow \infty$. In this case, we have,

$$\lim_{L \rightarrow \infty} \lim_{\beta \rightarrow \infty} \phi(t) = \lim_{L \rightarrow \infty} \lim_{\beta \rightarrow \infty} \mathbb{E}[F_\beta(\mathbf{Z}_t)] = \lim_{L \rightarrow \infty} \mathbb{E} \left[\max_{k \in [L]} Z_{t,k} \right]. \quad (\text{A.98})$$

By the definition of \mathbf{Z}_t , its covariance matrix is given by,

$$\mathbb{E}[Z_{t,i} Z_{t,j}] = \begin{cases} \mathbb{E}[X_i X_j], & i, j \neq \ell, \\ \mathbb{E}[X_\ell^2], & i = j = \ell, \\ \mathbb{E}[X_\ell X_j] - t\epsilon\eta_j, & i = \ell, j \neq \ell, \\ \mathbb{E}[X_i X_\ell] - t\epsilon\eta_i, & j = \ell, i \neq \ell. \end{cases} \quad (\text{A.99})$$

In particular, the covariance matrix of \mathbf{Z}_t satisfies by assumption that $|\Sigma_{ij}^{(\mathbf{Z}_t)}| \leq \rho_{|i-j|}^{(\mathbf{Z}_t)}$, where $\{\rho_\ell^{(\mathbf{Z}_t)}\}_{\ell \in \mathbb{N}}$ is a sequence of real-valued numbers such that $\rho_0^{(\mathbf{Z}_t)} = 1$, $\rho_d^{(\mathbf{Z}_t)} < 1$, and $\rho_\ell^{(\mathbf{Z}_t)} \log \ell \rightarrow 0$, as $\ell \rightarrow \infty$. Therefore, the asymptotic behaviour of the maximum of a Gaussian vector, as the condition $\rho_\ell^{(\mathbf{Z}_t)} \log \ell \rightarrow 0$, as $\ell \rightarrow \infty$ is satisfied, ([24, Theorem 6.2.1]), thus, the r.h.s. of (A.98) is independent of t , and satisfies,

$$\lim_{L \rightarrow \infty} \frac{\mathbb{E} \left[\max_{k \in [L]} Z_{t,k} \right]}{\sqrt{2 \log L}} = 1, \quad (\text{A.100})$$

for every $0 \leq t \leq 1$. Thus, we have,

$$\lim_{L \rightarrow \infty} \lim_{\beta \rightarrow \infty} (\phi(t) - \phi(t')) = 0, \quad (\text{A.101})$$

for every $0 \leq t', t \leq 1$. Thus, taking $\beta \rightarrow \infty$, and $L \rightarrow \infty$ in (A.95), combined with (A.101), leads to,

$$\lim_{L \rightarrow \infty} \lim_{\beta \rightarrow \infty} \beta \cdot \sum_{r \neq \ell} \eta_r \cdot \mathbb{E} [p_{\ell, \beta}(\mathbf{X}) p_{r, \beta}(\mathbf{X})] = 0, \quad (\text{A.102})$$

as claimed. □

B Derivation of the soft-assignment estimator

Our soft-assignment process is based on this EM algorithm. EM is one of the popular algorithms for GMMs [11]. The EM iteration update is given by,

$$\boldsymbol{\theta}^{(t+1)} = \arg \max_{\boldsymbol{\theta}} \mathbb{E}_{\mathbf{Z} \sim p(\cdot | \mathbf{N}, \boldsymbol{\theta}^{(t)})} [\log p(\mathbf{N}, \mathbf{Z} | \boldsymbol{\theta})] \quad (\text{B.1})$$

where \mathbf{N} are the observations, \mathbf{Z} is the missing value, $\boldsymbol{\theta}$ are the parameters to be estimated, and $\boldsymbol{\theta}^{(t)}$ is the current estimate [11].

The observations in our case are $\mathbf{N} \triangleq \{n_i\}_{i=0}^{M-1}$, (falsely) assumed to be generated from the GMM \mathcal{Q} (2.4). The latent variables $\mathbf{Z} \triangleq \{z_i\}_{i=0}^{M-1}$ control the underlying component in the mixture. Namely, we have $\mathbb{P}(z_i = \ell) = w_\ell = 1/L$, for $i \in [M]$. The parameters to be estimated are the GMM components means $\boldsymbol{\theta} \triangleq \{\mu_\ell\}_{\ell=0}^{L-1}$. As for the initialization, as described in Subsection 2.1, we have, $\boldsymbol{\theta}_\ell^{(0)} \triangleq \{x_\ell\}_{\ell=0}^{L-1}$.

We prove below (2.7)–(2.8). We are interested in a single iteration $\boldsymbol{\theta}_\ell^{(1)} = \{\hat{x}_\ell\}_{\ell=0}^{L-1}$ of the EM algorithm. Recall (B.1), and we are interested in deriving a closed-form expression for a single iteration of the EM estimator $\boldsymbol{\theta}^{(1)} = \hat{x}$. From our model definition in Subsection 2.1, it is rather straightforward to see that,

$$\boldsymbol{\theta}^{(1)} \triangleq \arg \max_{\boldsymbol{\theta}} \mathbb{E}_{\mathbf{Z} \sim p(\cdot | \mathbf{N}, \boldsymbol{\theta}^{(0)})} [\log p(\mathbf{N}, \mathbf{Z} | \boldsymbol{\theta})] \quad (\text{B.2})$$

$$\begin{aligned} &= \arg \min_{\boldsymbol{\theta}} \left[\sum_{i=0}^{M-1} \sum_{\ell=0}^{L-1} \frac{\|n_i - \theta_\ell\|_2^2}{2} \frac{\exp \left[-\frac{\|n_i - x_\ell\|_2^2}{2} \right]}{\sum_{r=0}^{L-1} \exp \left[-\frac{\|n_i - x_r\|_2^2}{2} \right]} \right] \\ &= \arg \min_{\boldsymbol{\theta}} \left[\sum_{\ell=0}^{L-1} \sum_{i=0}^{M-1} \|n_i - \theta_\ell\|_2^2 p_i^{(\ell)} \right], \end{aligned} \quad (\text{B.3})$$

where we have used the definition of $p_i^{(\ell)}$ in (2.8), and in the last step the fact that all the templates $\{x_\ell\}_{\ell=0}^{L-1}$ are normalized to the same value $\|x\|$. As the objective is separable, then we can optimize w.r.t. each θ_ℓ separately. Specifically, we denote,

$$\mathcal{L}(\boldsymbol{\theta}) \triangleq \sum_{\ell=0}^{L-1} \sum_{i=0}^{M-1} \|n_i - \theta_\ell\|_2^2 p_i^{(\ell)}. \quad (\text{B.4})$$

Then, the derivative of $\mathcal{L}(\boldsymbol{\theta})$ w.r.t. θ_ℓ is,

$$\frac{1}{2} \frac{\partial \mathcal{L}(\boldsymbol{\theta})}{\partial \theta_\ell} = \sum_{i=0}^{M-1} \left(\theta_\ell p_i^{(\ell)} - n_i p_i^{(\ell)} \right). \quad (\text{B.5})$$

Setting this derivative to zero, yields the following minimum of $\mathcal{L}(\boldsymbol{\theta})$,

$$\theta_\ell = \hat{x}_\ell = \frac{\sum_{i=0}^{M-1} n_i p_i^{(\ell)}}{\sum_{i=0}^{M-1} p_i^{(\ell)}}, \quad (\text{B.6})$$

which proves (2.7).

C Proof of Proposition 2.1

Recall the definition of the β -soft-assignment estimator,

$$\hat{x}_\ell^{(\beta)} = \frac{\sum_{i=0}^{M-1} n_i p_{i,\beta}^{(\ell)}}{\sum_{i=0}^{M-1} p_{i,\beta}^{(\ell)}}, \quad (\text{C.1})$$

where $p_{i,\beta}^{(\ell)}$ is defined in (2.9). We start by proving the first part of Theorem 2.1 for $\beta \rightarrow \infty$. Using Proposition A.1, we have,

$$\lim_{\beta \rightarrow \infty} p_{i,\beta}^{(\ell)} = \mathbb{1}_{\{n_i \in \mathcal{V}_\ell\}}, \quad (\text{C.2})$$

almost surely. Accordingly,

$$\lim_{\beta \rightarrow \infty} \frac{1}{M} \sum_{i=0}^{M-1} p_{i,\beta}^{(\ell)} = \frac{1}{M} \sum_{i=0}^{M-1} \mathbb{1}_{\{n_i \in \mathcal{V}_\ell\}} = \frac{|\mathcal{A}_\ell|}{M}, \quad (\text{C.3})$$

and

$$\lim_{\beta \rightarrow \infty} \frac{1}{M} \sum_{i=0}^{M-1} n_i p_{i,\beta}^{(\ell)} = \frac{1}{M} \sum_{i=0}^{M-1} n_i \mathbb{1}_{\{n_i \in \mathcal{V}_\ell\}} = \frac{1}{M} \sum_{n_i \in \mathcal{A}_\ell} n_i, \quad (\text{C.4})$$

almost surely. Therefore, substituting (C.3) and (C.4) into (C.1) proves the first part of the theorem.

Next, we consider the case where $\beta \rightarrow 0$. To that end, we use the following lemma, proved at the end of this subsection.

Lemma C.1. *Recall the definition of $p_{i,\beta}^{(\ell)}$, as defined in (2.9). Then,*

$$\lim_{\beta \rightarrow 0} \lim_{M \rightarrow \infty} \frac{1}{M} \sum_{i=0}^{M-1} p_{i,\beta}^{(\ell)} = \lim_{\beta \rightarrow 0} \mathbb{E} \left[p_{i,\beta}^{(\ell)} \right] = \frac{1}{L}, \quad (\text{C.5})$$

and,

$$\lim_{\beta \rightarrow 0} \lim_{M \rightarrow \infty} \frac{1}{M} \sum_{i=0}^{M-1} n_i p_{i,\beta}^{(\ell)} / \beta = \lim_{\beta \rightarrow 0} \frac{1}{\beta} \mathbb{E} \left[n_i p_{i,\beta}^{(\ell)} \right] = \frac{1}{L} \left[\left(1 - \frac{1}{L} \right) x_\ell - \frac{1}{L} \sum_{r \neq \ell} x_r \right], \quad (\text{C.6})$$

almost surely.

Combining (C.5) and (C.6), we have,

$$\lim_{\beta \rightarrow 0} \frac{\mathbb{E} [n_i p_{i,\beta}^{(\ell)}] / \mathbb{E} [p_{i,\beta}^{(\ell)}]}{\beta \cdot \left[\left(1 - \frac{1}{L}\right) x_\ell - \frac{1}{L} \sum_{r \neq \ell} x_r \right]} = 1, \quad (\text{C.7})$$

almost surely. By (A.14), we have,

$$\lim_{M \rightarrow \infty} \hat{x}_\ell^{(\beta)} = \frac{\mathbb{E} [n_i p_{i,\beta}^{(\ell)}]}{\mathbb{E} [p_{i,\beta}^{(\ell)}]}, \quad (\text{C.8})$$

almost surely. Therefore, substituting (C.7) into (C.8), we get,

$$\lim_{\beta \rightarrow 0} \lim_{M \rightarrow \infty} \frac{\hat{x}_\ell^{(\beta)}}{\beta \cdot \left[\left(1 - \frac{1}{L}\right) x_\ell - \frac{1}{L} \sum_{r \neq \ell} x_r \right]} = \lim_{\beta \rightarrow 0} \frac{\mathbb{E} [n_i p_{i,\beta}^{(\ell)}] / \mathbb{E} [p_{i,\beta}^{(\ell)}]}{\beta \cdot \left[\left(1 - \frac{1}{L}\right) x_\ell - \frac{1}{L} \sum_{r \neq \ell} x_r \right]} = 1, \quad (\text{C.9})$$

which proves the second part of the theorem. It is left to prove Lemma C.1.

Proof of Lemma C.1. By the SLLN, we have,

$$\lim_{M \rightarrow \infty} \frac{1}{M} \sum_{i=0}^{M-1} n_i p_{i,\beta}^{(\ell)} = \mathbb{E} [n_i p_{i,\beta}^{(\ell)}], \quad (\text{C.10})$$

and

$$\lim_{M \rightarrow \infty} \frac{1}{M} \sum_{i=0}^{M-1} p_{i,\beta}^{(\ell)} = \mathbb{E} [p_{i,\beta}^{(\ell)}], \quad (\text{C.11})$$

almost surely. By definition, we have,

$$\begin{aligned} \lim_{\beta \rightarrow 0} p_{i,\beta}^{(\ell)} &= \lim_{\beta \rightarrow 0} \frac{e^{\beta \langle n_i, x_\ell \rangle}}{\sum_{r=0}^{L-1} e^{\beta \langle n_i, x_r \rangle}} \\ &= \lim_{\beta \rightarrow 0} \frac{1}{\sum_{r=0}^{L-1} e^{\beta \langle n_i, x_r - x_\ell \rangle}} \\ &= \lim_{\beta \rightarrow 0} \frac{1}{1 + \sum_{r \neq \ell} e^{\beta \langle n_i, x_r - x_\ell \rangle}}. \end{aligned} \quad (\text{C.12})$$

Using Taylor series expansion around $\beta = 0$, we get,

$$\frac{1}{M} \sum_{i=0}^{M-1} p_{i,\beta}^{(\ell)} = \frac{1}{M} \sum_{i=0}^{M-1} \frac{1}{1 + \sum_{r \neq \ell} e^{\beta \langle n_i, x_r - x_\ell \rangle}} \quad (\text{C.13})$$

$$= \frac{1}{L} + \frac{\beta}{L^2} \sum_{r \neq \ell} \left[\frac{1}{M} \sum_{i=0}^{M-1} \langle n_i, x_\ell - x_r \rangle \right] + \frac{1}{M} \sum_{i=0}^{M-1} \sum_{k=2}^{\infty} \beta^k \cdot f_k \left(\{ \langle n_i, x_r - x_\ell \rangle \}_{r \neq \ell} \right), \quad (\text{C.14})$$

where f_k is the k th order Taylor expansion of $p_{i,\beta}^{(\ell)}$. Similarly, we have,

$$\frac{1}{M} \sum_{i=0}^{M-1} n_i p_{i,\beta}^{(\ell)} = \frac{1}{M} \sum_{i=0}^{M-1} \frac{n_i}{1 + \sum_{r \neq \ell} e^{\beta \langle n_i, x_r - x_\ell \rangle}} \quad (\text{C.15})$$

$$= \frac{1}{L \cdot M} \sum_{i=0}^{M-1} n_i + \frac{\beta}{L^2} \sum_{r \neq \ell} \left[\frac{1}{M} \sum_{i=0}^{M-1} n_i \langle n_i, x_\ell - x_r \rangle \right] + \quad (\text{C.16})$$

$$+ \frac{1}{M} \sum_{i=0}^{M-1} \sum_{k=2}^{\infty} \beta^k n_i \cdot f_k \left(\{ \langle n_i, x_r - x_\ell \rangle \}_{r \neq \ell} \right). \quad (\text{C.17})$$

Now, taking $M \rightarrow \infty$ in (C.14) and applying the SLLN once again, we obtain,

$$\mathbb{E} \left[p_{i,\beta}^{(\ell)} \right] = \frac{1}{L} + \frac{\beta}{L^2} \sum_{r \neq \ell} \mathbb{E} [\langle n_i, x_\ell - x_r \rangle] + \mathbb{E} \left[\sum_{k=2}^{\infty} \beta^k \cdot f_k \left(\{ \langle n_i, x_r - x_\ell \rangle \}_{r \neq \ell} \right) \right]. \quad (\text{C.18})$$

Similarly, taking $M \rightarrow \infty$ in (C.17), and applying the SLLN, we get,

$$\mathbb{E} \left[n_i p_{i,\beta}^{(\ell)} \right] = \frac{1}{L} \mathbb{E} [n_i] + \frac{\beta}{L^2} \sum_{r \neq \ell} \mathbb{E} [n_i \langle n_i, x_\ell - x_r \rangle] + \mathbb{E} \left[\sum_{k=2}^{\infty} \beta^k \cdot n_i f_k \left(\{ \langle n_i, x_r - x_\ell \rangle \}_{r \neq \ell} \right) \right]. \quad (\text{C.19})$$

Since $\mathbb{E} \left[p_{i,\beta}^{(\ell)} \right] < \infty$, and $\mathbb{E} \left[\left| n_i p_{i,\beta}^{(\ell)} \right| \right] \leq \mathbb{E} [|n_i|] < \infty$, then the terms at the r.h.s. of (C.18) and (C.19) are finite, i.e.,

$$\mathbb{E} \left[\sum_{k=2}^{\infty} \beta^{k-2} \cdot f_k \left(\{ \langle n_i, x_r - x_\ell \rangle \}_{r \neq \ell} \right) \right] = C_0 < \infty, \quad (\text{C.20})$$

$$\mathbb{E} \left[\sum_{k=2}^{\infty} \beta^{k-2} n_i \cdot f_k \left(\{ \langle n_i, x_r - x_\ell \rangle \}_{r \neq \ell} \right) \right] = C_1 < \infty. \quad (\text{C.21})$$

Therefore, combining (C.18), and (C.20), we have,

$$\lim_{\beta \rightarrow 0} \frac{\mathbb{E} \left[p_{i,\beta}^{(\ell)} \right]}{\frac{1}{L} + \frac{\beta}{L^2} \sum_{r \neq \ell} \mathbb{E} [\langle n_i, x_\ell - x_r \rangle] + C_0 \cdot \beta^2} = \lim_{\beta \rightarrow 0} \frac{\mathbb{E} \left[p_{i,\beta}^{(\ell)} \right]}{\frac{1}{L} + \frac{\beta}{L^2} \sum_{r \neq \ell} \mathbb{E} [\langle n_i, x_\ell - x_r \rangle]} = 1. \quad (\text{C.22})$$

Similarly, combining (C.19), and (C.21), we get,

$$\lim_{\beta \rightarrow 0} \frac{\mathbb{E} \left[n_i p_{i,\beta}^{(\ell)} \right]}{\frac{1}{L} \mathbb{E} [n_i] + \frac{\beta}{L^2} \sum_{r \neq \ell} \mathbb{E} [n_i \langle n_i, x_\ell - x_r \rangle] + C_1 \cdot \beta^2} \quad (\text{C.23})$$

$$= \lim_{\beta \rightarrow 0} \frac{\mathbb{E} \left[n_i p_{i,\beta}^{(\ell)} \right]}{\frac{1}{L} \mathbb{E} [n_i] + \frac{\beta}{L^2} \sum_{r \neq \ell} \mathbb{E} [n_i \langle n_i, x_\ell - x_r \rangle]} = 1. \quad (\text{C.24})$$

Since $\mathbb{E}[\langle n_i, x_\ell - x_r \rangle] = 0$ and $\mathbb{E}[n_i \langle n_1, x_\ell - x_r \rangle] = x_\ell - x_r$, then the denominator of (C.24) is,

$$\mathbb{E} \left[\frac{n_i}{L} + \frac{\beta n_i}{L^2} \sum_{r \neq \ell} \langle n_i, x_\ell - x_r \rangle \right] = \frac{\beta}{L^2} \sum_{r \neq \ell} x_\ell - x_r \quad (\text{C.25})$$

$$= \frac{\beta}{L} \cdot \left[\left(1 - \frac{1}{L}\right) x_\ell - \frac{1}{L} \sum_{r \neq \ell} x_r \right], \quad (\text{C.26})$$

and the denominator of (C.22) is,

$$\mathbb{E} \left[\frac{1}{L} + \frac{\beta}{L^2} \sum_{r \neq \ell} \langle n_i, x_\ell - x_r \rangle \right] = \frac{1}{L}. \quad (\text{C.27})$$

Finally, substituting (C.27) in (C.22), we obtain,

$$\lim_{\beta \rightarrow 0} \lim_{M \rightarrow \infty} \frac{1}{M} \sum_{i=0}^{M-1} p_{i,\beta}^{(\ell)} = \lim_{\beta \rightarrow 0} \mathbb{E} \left[p_{i,\beta}^{(\ell)} \right] = \frac{1}{L}, \quad (\text{C.28})$$

and substituting (C.26) in (C.24), gives,

$$\lim_{\beta \rightarrow 0} \frac{1}{\beta} \mathbb{E} \left[n_i p_{i,\beta}^{(\ell)} \right] = \frac{1}{L} \left[\left(1 - \frac{1}{L}\right) x_\ell - \frac{1}{L} \sum_{r \neq \ell} x_r \right], \quad (\text{C.29})$$

which completes the proof. □

D Proof of Theorem 3.1

D.1 Hard-assignment

We start by proving (3.3). From (A.12), we have that,

$$\langle \hat{x}_\ell, x_\ell \rangle \xrightarrow{\text{a.s.}} \frac{\mathbb{E} \left[\langle n_1, x_\ell \rangle \mathbb{1}_{\{n_1 \in \mathcal{V}_\ell\}} \right]}{\mathbb{P} \left[n_1 \in \mathcal{V}_\ell \right]}, \quad (\text{D.1})$$

and similarly,

$$\langle \hat{x}_\ell, x_k \rangle \xrightarrow{\text{a.s.}} \frac{\mathbb{E} \left[\langle n_1, x_k \rangle \mathbb{1}_{\{n_1 \in \mathcal{V}_\ell\}} \right]}{\mathbb{P} \left[n_1 \in \mathcal{V}_\ell \right]}. \quad (\text{D.2})$$

By the definition of the set \mathcal{V}_ℓ , we have $n_1 \in \mathcal{V}_\ell$ if and only if $\langle n_1, x_\ell \rangle \geq \langle n_1, x_k \rangle$, for every $k \neq \ell$. Therefore,

$$\mathbb{E} \left[\langle n_1, x_\ell \rangle \mathbb{1}_{\{n_1 \in \mathcal{V}_\ell\}} \right] - \mathbb{E} \left[\langle n_1, x_k \rangle \mathbb{1}_{\{n_1 \in \mathcal{V}_\ell\}} \right] > 0, \quad (\text{D.3})$$

where the strict inequality follows from the fact that the covariance matrix of the underlying Gaussian process is positive definite, and the maximum of such a Gaussian process is almost sure unique. Thus, (D.3) combined with (D.1) and (D.2) leads to (3.3). Next, (3.1) follows immediately since \hat{x}_ℓ satisfies (3.3), and thus it cannot vanish.

Finally, we prove (3.2). To that end, we apply Proposition A.5, where $\mathbf{S}^{(x)}$, as defined in (A.1), plays the role of \mathbf{X} in Proposition A.5. The entries of the covariance matrix of \mathbf{S} are given by $\sigma_{ij} = \langle x_i, x_j \rangle / \|x_\ell\|_2^2$, and by the assumptions in Theorem 3.1, they satisfy the conditions of Proposition A.5. Finally, note that the event $\{\hat{\mathbf{R}} = \ell\}$ in Proposition A.5 is equivalent to the event $\{n_i \in \mathcal{V}_\ell\}$. Therefore, it follows from (A.35) that,

$$\mathbb{E} [\langle n_i, x_\ell \rangle \mathbb{1}_{\{n_i \in \mathcal{V}_\ell\}}] > 0. \quad (\text{D.4})$$

Substituting (D.4) in (D.1) concludes the proof.

D.2 Soft-assignment

We start by proving (3.2). To that end, we apply Proposition A.3, where $\mathbf{S}^{(x)}$, as defined in (A.1), plays the role of \mathbf{X} in Proposition A.3. The entries of the covariance matrix of \mathbf{S} are given by $\sigma_{ij} = \langle x_i, x_j \rangle / \|x_\ell\|_2^2$, and by the assumptions in Theorem 3.1, they satisfy the conditions of Proposition A.3. Therefore, it follows from (A.25) that,

$$0 < \mathbb{E} \left[S_\ell^{(x)} \cdot \frac{\exp(\beta S_\ell^{(x)})}{\sum_{r=0}^{L-1} \exp(\beta S_r^{(x)})} \right] = \mathbb{E} \left[\frac{\langle n_i, x_\ell \rangle}{\|x_\ell\|_2} \cdot \frac{\exp\left(\beta \frac{\langle n_i, x_\ell \rangle}{\|x_\ell\|_2}\right)}{\sum_{r=0}^{L-1} \exp\left(\beta \frac{\langle n_i, x_r \rangle}{\|x_r\|_2}\right)} \right]. \quad (\text{D.5})$$

Since (D.5) is true for every $\beta > 0$, then choosing $\beta = \|x_\ell\|_2$, and recalling that $\|x_\ell\|_2 = \|x_r\|_2$ for every $0 \leq r, l \leq L-1$, we get,

$$0 < \mathbb{E} \left[\langle n_i, x_\ell \rangle \cdot \frac{\exp(\langle n_i, x_\ell \rangle)}{\sum_{r=0}^{L-1} \exp(\langle n_i, x_r \rangle)} \right] = \langle \hat{x}_\ell, x_\ell \rangle \mathbb{E} [p_i^{(\ell)}]. \quad (\text{D.6})$$

Since $\mathbb{E}[p_i^{(\ell)}] > 0$, it follows that $\langle \hat{x}_\ell, x_\ell \rangle > 0$, as claimed. Finally, we prove (3.1). Since the estimator \hat{x}_ℓ satisfies (3.2), it is clear it cannot vanish.

E Proof of Proposition 3.2

We start with the hard-assignment case, and then prove the soft-assignment case.

E.1 Hard-assignment

Using (A.12), we have,

$$\sum_{\ell=0}^{L-1} \langle \hat{x}_\ell, x_\ell \rangle \mathbb{P}[\hat{\mathbf{R}}^{(y)} = \ell] = \sum_{\ell=0}^{L-1} \langle \hat{x}_\ell, x_\ell \rangle \mathbb{E} [\mathbb{1}_{\{n_i \in \mathcal{V}_\ell\}}] \xrightarrow{\text{a.s.}} \sum_{\ell=0}^{L-1} \mathbb{E} [\langle n_i, x_\ell \rangle \mathbb{1}_{\{n_i \in \mathcal{V}_\ell\}}], \quad (\text{E.1})$$

as $M \rightarrow \infty$. Thus, (3.4) is equivalent to proving the following,

$$\sum_{\ell=0}^{L-1} \mathbb{E} \left[\langle n_i, x_\ell \rangle \mathbb{1}_{\{n_i \in \mathcal{V}_\ell^{(x)}\}} \right] \geq \sum_{\ell=0}^{L-1} \mathbb{E} \left[\langle n_i, y_\ell \rangle \mathbb{1}_{\{n_i \in \mathcal{V}_\ell^{(y)}\}} \right], \quad (\text{E.2})$$

as $M \rightarrow \infty$, where $\{\mathcal{V}_\ell^{(x)}\}_\ell$ and $\{\mathcal{V}_\ell^{(y)}\}_\ell$ are defined as $\{\mathcal{V}_\ell\}_\ell$ in (A.5), for two sets of templates $\{x_\ell\}_\ell$ and $\{y_\ell\}_\ell$, respectively. By (A.12), the following holds,

$$\sum_{\ell=0}^{L-1} \mathbb{E} \left[\langle n_i, x_\ell \rangle \mathbb{1}_{\{n_i \in \mathcal{V}_\ell^{(x)}\}} \right] = \sum_{\ell=0}^{L-1} \mathbb{E} \left[\max_{0 \leq r \leq L-1} \langle n_i, x_r \rangle \mathbb{1}_{\{n_i \in \mathcal{V}_\ell^{(x)}\}} \right] \quad (\text{E.3})$$

$$= \mathbb{E} \left[\max_{0 \leq r \leq L-1} \langle n_i, x_r \rangle \sum_{\ell=0}^{L-1} \mathbb{1}_{\{n_i \in \mathcal{V}_\ell^{(x)}\}} \right] \quad (\text{E.4})$$

$$= \mathbb{E} \left[\max_{0 \leq r \leq L-1} \langle n_i, x_r \rangle \right]. \quad (\text{E.5})$$

Combining (E.2) and (E.5), it follows that we need to prove that,

$$\mathbb{E} \left[\max_{0 \leq \ell \leq L-1} \langle n_i, x_\ell \rangle \right] \geq \mathbb{E} \left[\max_{0 \leq \ell \leq L-1} \langle n_i, y_\ell \rangle \right]. \quad (\text{E.6})$$

To that end, we use the Sudakov-Fernique inequality [46].

Lemma E.1. (*Sudakov-Fernique inequality*) Let $\mathbf{X} = (X_0, X_1, \dots, X_{L-1})^T$ and $\mathbf{Y} = (Y_0, Y_1, \dots, Y_{L-1})^T$ be two zero-mean Gaussian vectors, with $\mathbf{X} \sim \mathcal{N}(0, \Sigma_X)$ and $\mathbf{Y} \sim \mathcal{N}(0, \Sigma_Y)$, satisfying, $\mathbb{E} [(X_i - X_j)^2] \geq \mathbb{E} [(Y_i - Y_j)^2]$ for all $i, j \in [L]$. Then,

$$\mathbb{E} [\max\{X_0, X_1, \dots, X_{L-1}\}] \geq \mathbb{E} [\max\{Y_0, Y_1, \dots, Y_{L-1}\}]. \quad (\text{E.7})$$

Define the Gaussian vectors $\mathbf{S}^{(x)}$ and $\mathbf{S}^{(y)}$ as,

$$S_\ell^{(x)} \triangleq \langle n_1, x_\ell \rangle / \|x_\ell\|_2, S_\ell^{(y)} = \langle n_1, y_\ell \rangle / \|y_\ell\|_2, \quad (\text{E.8})$$

for $\ell \in [L]$. Note that $\mathbf{S}^{(x)}$ and $\mathbf{S}^{(y)}$ are zero-mean Gaussian vectors with the covariance matrices $\sigma_{\ell_1, \ell_2}^{(x)} = \langle x_{\ell_1}, x_{\ell_2} \rangle / \|x\|_2^2$ and $\sigma_{\ell_1, \ell_2}^{(y)} = \langle y_{\ell_1}, y_{\ell_2} \rangle / \|y\|_2^2$, for $\ell_1, \ell_2 \in [L]$. By assumption, we have $\sigma_{\ell_1, \ell_2}^{(x)} \leq \sigma_{\ell_1, \ell_2}^{(y)}$, for every $\ell_1, \ell_2 \in [L]$. Therefore, the Gaussian vectors $\mathbf{S}^{(x)}$ and $\mathbf{S}^{(y)}$ satisfy the conditions of the Sudakov-Fernique inequality, and it follows that,

$$\mathbb{E} \left[\max_{0 \leq \ell \leq L-1} \langle n_i, x_\ell \rangle \right] \geq \mathbb{E} \left[\max_{0 \leq \ell \leq L-1} \langle n_i, y_\ell \rangle \right], \quad (\text{E.9})$$

which proves (E.6).

E.2 Soft-assignment

For the soft-assignment case, by (A.15), we have,

$$\sum_{\ell=0}^{L-1} \langle \hat{x}_\ell, x_\ell \rangle \mathbb{E} \left[p_\ell^{(x)} \right] \xrightarrow{\text{a.s.}} \sum_{\ell=0}^{L-1} \mathbb{E} \left[\langle n_i, x_\ell \rangle p_\ell^{(x)} \right], \quad (\text{E.10})$$

as $M \rightarrow \infty$. Thus, (3.5) is equivalent to the statement,

$$\sum_{\ell=0}^{L-1} \mathbb{E} \left[\langle n_i, x_\ell \rangle p_\ell^{(x)} \right] \geq \sum_{\ell=0}^{L-1} \mathbb{E} \left[\langle n_i, y_\ell \rangle p_\ell^{(y)} \right]. \quad (\text{E.11})$$

To that end, we apply Proposition A.7. Let $\mathbf{S}^{(x)}$ and $\mathbf{S}^{(y)}$ be defined as in (E.8); note that $\mathbf{S}^{(x)}$ and $\mathbf{S}^{(y)}$ are zero-means Gaussian vectors with the covariance matrices $\sigma_{\ell_1, \ell_2}^{(x)} = \langle x_{\ell_1}, x_{\ell_2} \rangle / \|x\|_2^2$ and $\sigma_{\ell_1, \ell_2}^{(y)} = \langle y_{\ell_1}, y_{\ell_2} \rangle / \|y\|_2^2$. Since the assumptions of Proposition A.7 hold for $\mathbf{S}^{(x)}$ and $\mathbf{S}^{(y)}$, we have,

$$\mathbb{E} \left[\frac{\sum_{\ell=0}^{L-1} S_\ell^{(x)} \exp \left(\beta S_\ell^{(x)} \right)}{\sum_{\ell=0}^{L-1} \exp \left(\beta S_\ell^{(x)} \right)} \right] \geq \mathbb{E} \left[\frac{\sum_{\ell=0}^{L-1} S_\ell^{(y)} \exp \left(\beta S_\ell^{(y)} \right)}{\sum_{\ell=0}^{L-1} \exp \left(\beta S_\ell^{(y)} \right)} \right], \quad (\text{E.12})$$

for every $\beta > 0$. Taking $\beta = \|x_\ell\|_2 = \|y_\ell\|_2$ leads to (E.11), which concludes the proof.

F Necessary conditions for inverse dependence

In this subsection, we give some necessary conditions for the inverse dependence property to hold. Recall the definition of the function $p_\ell(\mathbf{Q})$ in (A.3), where $\mathbf{Q} = (Q_0, Q_1, \dots, Q_{L-1})$. In addition, recall the definitions of the Gaussian vector $\mathbf{S}^{(x)}$ and $\mathbf{S}^{(y)}$ in (E.8). Define,

$$w_{\ell,j}^{(x)} \triangleq \frac{\mathbb{E} \left[p_\ell(\mathbf{S}^{(x)}) p_j(\mathbf{S}^{(x)}) \right]}{\mathbb{E} \left[p_\ell(\mathbf{S}^{(x)}) \right]}, \quad (\text{F.1})$$

and,

$$w_{\ell,j}^{(y)} \triangleq \frac{\mathbb{E} \left[p_\ell(\mathbf{S}^{(y)}) p_j(\mathbf{S}^{(y)}) \right]}{\mathbb{E} \left[p_\ell(\mathbf{S}^{(y)}) \right]}. \quad (\text{F.2})$$

Note that $\sum_{j=0}^{L-1} w_{\ell,j}^{(x)} = 1$ and $\sum_{j=0}^{L-1} w_{\ell,j}^{(y)} = 1$, for every $0 \leq \ell \leq L-1$. Furthermore, it holds $w_{\ell,j}^{(x)} \geq 0$ and $w_{\ell,j}^{(y)} \geq 0$, for every $0 \leq \ell, j \leq L-1$. We have the following result.

Proposition F.1 (Soft-assignment inverse dependency). *Fix $L \geq 2$. Let $\{x_\ell\}_{\ell=0}^{L-1}$ and $\{y_\ell\}_{\ell=0}^{L-1}$ be two sets of templates. Assume that,*

$$\sum_{j=0}^{L-1} \langle x_\ell, x_j \rangle w_{\ell,j}^{(x)} \leq \sum_{j=0}^{L-1} \langle y_\ell, y_j \rangle w_{\ell,j}^{(y)}, \quad (\text{F.3})$$

for every $0 \leq \ell \leq L - 1$. Denote by $\{\hat{x}_\ell\}_{\ell=0}^{L-1}$ and $\{\hat{y}_\ell\}_{\ell=0}^{L-1}$ the output of the soft-assignment estimators in Algorithm 2. Then, for every $0 \leq \ell \leq L - 1$, we have,

$$\mathbb{E} [\langle \hat{x}_\ell, x_\ell \rangle] \geq \mathbb{E} [\langle \hat{y}_\ell, y_\ell \rangle]. \quad (\text{F.4})$$

We see that the condition in (F.3) is a weighted monotonicity assumption, where the weights $\{w_{\ell,j}^{(x)}, w_{\ell,j}^{(y)}\}$ are proportional to certain relative probabilities in (A.3), for the choice of a given template. An implication of Proposition F.1 is that when an additional template is added, whose correlation with the other templates is less than unity, then the correlation between the estimator and the corresponding template increases.

Proof of Proposition F.1. Define $X_\ell \triangleq \langle n_i, x_\ell \rangle$ and $Y_\ell \triangleq \langle n_i, y_\ell \rangle$. Then, similarly to (A.29), by using Lemma A.4, we get,

$$\frac{\mathbb{E} [X_\ell p_\ell(\mathbf{X})]}{\mathbb{E} [p_\ell(\mathbf{X})]} = \|x_\ell\|_2^2 - \sum_{k=0}^{L-1} \langle x_\ell, x_k \rangle w_{\ell,k}^{(x)}, \quad (\text{F.5})$$

and

$$\frac{\mathbb{E} [Y_\ell p_\ell(\mathbf{Y})]}{\mathbb{E} [p_\ell(\mathbf{Y})]} = \|y_\ell\|_2^2 - \sum_{k=0}^{L-1} \langle y_\ell, y_k \rangle w_{\ell,k}^{(y)}. \quad (\text{F.6})$$

Therefore, since $\|x_\ell\|_2 = \|y_\ell\|_2$, the assumption in (F.3), implies that,

$$\begin{aligned} \mathbb{E} [\langle \hat{x}_\ell, x_\ell \rangle] &= \frac{\mathbb{E} [X_\ell p_\ell(\mathbf{X})]}{\mathbb{E} [p_\ell(\mathbf{X})]} = \|x_\ell\|_2^2 - \sum_{k=0}^{L-1} \langle x_\ell, x_k \rangle w_{\ell,k}^{(x)} \\ &\geq \|y_\ell\|_2^2 - \sum_{k=0}^{L-1} \langle y_\ell, y_k \rangle w_{\ell,k}^{(y)} \\ &= \mathbb{E} [\langle \hat{y}_\ell, y_\ell \rangle], \end{aligned} \quad (\text{F.7})$$

which concludes the proof. \square

G Proof of Proposition 3.4

We start the proof for the soft-assignment case, and then extend to the hard-assignment case. Recall the definitions of $\mathbf{S}^{(x)}$ and $\mathbf{S}^{(y)}$ in (E.8). By Assumption 3.3, $\mathbf{S}^{(x)}$ and $\mathbf{S}^{(y)}$ are cyclo-stationary Gaussian vectors. We will in fact prove the following slightly stronger result,

$$\frac{\mathbb{E} \left[\frac{S_\ell^{(x)} \exp(\beta S_\ell^{(x)})}{\sum_{r=0}^{L-1} \exp(\beta S_r^{(x)})} \right]}{\mathbb{E} \left[\frac{\exp(\beta S_\ell^{(x)})}{\sum_{r=0}^{L-1} \exp(\beta S_r^{(x)})} \right]} \geq \frac{\mathbb{E} \left[\frac{S_\ell^{(y)} \exp(\beta S_\ell^{(y)})}{\sum_{r=0}^{L-1} \exp(\beta S_r^{(y)})} \right]}{\mathbb{E} \left[\frac{\exp(\beta S_\ell^{(y)})}{\sum_{r=0}^{L-1} \exp(\beta S_r^{(y)})} \right]}, \quad (\text{G.1})$$

for every $\beta > 0$. To that end, we apply Lemma A.8, whose conditions are satisfied for $\mathbf{S}^{(x)}$ and $\mathbf{S}^{(y)}$. From (A.64), we have for every $\ell_1, \ell_2 \in [L]$,

$$\mathbb{E} \left[\frac{S_{\ell_1}^{(x)} \exp(\beta S_{\ell_1}^{(x)})}{\sum_{r=0}^{L-1} \exp(\beta S_r^{(x)})} \right] = \mathbb{E} \left[\frac{S_{\ell_2}^{(x)} \exp(\beta S_{\ell_2}^{(x)})}{\sum_{r=0}^{L-1} \exp(\beta S_r^{(x)})} \right], \quad (\text{G.2})$$

and,

$$\mathbb{E} \left[\frac{S_{\ell_1}^{(y)} \exp(\beta S_{\ell_1}^{(y)})}{\sum_{r=0}^{L-1} \exp(\beta S_r^{(y)})} \right] = \mathbb{E} \left[\frac{S_{\ell_2}^{(y)} \exp(\beta S_{\ell_2}^{(y)})}{\sum_{r=0}^{L-1} \exp(\beta S_r^{(y)})} \right]. \quad (\text{G.3})$$

Thus,

$$\mathbb{E} \left[\frac{\sum_{\ell=0}^{L-1} S_{\ell}^{(x)} \exp(\beta S_{\ell}^{(x)})}{\sum_{r=0}^{L-1} \exp(\beta S_r^{(x)})} \right] = \sum_{\ell=0}^{L-1} \mathbb{E} \left[\frac{S_{\ell}^{(x)} \exp(\beta S_{\ell}^{(x)})}{\sum_{r=0}^{L-1} \exp(\beta S_r^{(x)})} \right] \quad (\text{G.4})$$

$$= L \cdot \mathbb{E} \left[\frac{S_{\ell}^{(x)} \exp(\beta S_{\ell}^{(x)})}{\sum_{r=0}^{L-1} \exp(\beta S_r^{(x)})} \right]. \quad (\text{G.5})$$

Now, by Proposition 3.2, and (E.12), we have,

$$\mathbb{E} \left[\frac{\sum_{\ell=0}^{L-1} S_{\ell}^{(x)} \exp(\beta S_{\ell}^{(x)})}{\sum_{r=0}^{L-1} \exp(\beta S_r^{(x)})} \right] \geq \mathbb{E} \left[\frac{\sum_{\ell=0}^{L-1} S_{\ell}^{(y)} \exp(\beta S_{\ell}^{(y)})}{\sum_{r=0}^{L-1} \exp(\beta S_r^{(y)})} \right]. \quad (\text{G.6})$$

Therefore, combining (G.5) and (G.6) leads to,

$$\mathbb{E} \left[\frac{S_{\ell}^{(x)} \exp(\beta S_{\ell}^{(x)})}{\sum_{r=0}^{L-1} \exp(\beta S_r^{(x)})} \right] \geq \mathbb{E} \left[\frac{S_{\ell}^{(y)} \exp(\beta S_{\ell}^{(y)})}{\sum_{r=0}^{L-1} \exp(\beta S_r^{(y)})} \right]. \quad (\text{G.7})$$

Finally, combining (G.7) with (A.63) proves (G.1).

Next, we move to the hard-assignment case. Because (G.1) is true for every $\beta > 0$, we can take $\beta \rightarrow \infty$. Then, the result follows by applying Lemma A.2 and the dominated convergence theorem.

H Proof of Theorem 3.5

To prove Theorem 3.5 we will combine a few facts. First, by applying Lemma A.9, we show that for $M \rightarrow \infty$, we have,

$$\langle \hat{x}_{\ell}, x_{\ell} \rangle \xrightarrow{\text{a.s.}} \sqrt{\frac{1-\rho}{\pi}} \|x\|_2, \quad (\text{H.1})$$

for $\ell = 0, 1$. To that end, recall from (A.12) that,

$$\langle \hat{x}_\ell, x_\ell \rangle \xrightarrow{\text{a.s.}} \frac{\mathbb{E} [\langle n_i, x_\ell \rangle \mathbb{1}_{\{n_1 \in \mathcal{V}_\ell\}}]}{\mathbb{P} [n_1 \in \mathcal{V}_\ell]}, \quad (\text{H.2})$$

for $\ell = 0, 1$. For $L = 2$ we clearly have that $\mathbb{P} [n_1 \in \mathcal{V}_0] = \mathbb{P} [n_1 \in \mathcal{V}_1] = 1/2$. Now, note that,

$$\mathbb{E} \left[\max_{r \in \{0,1\}} \langle n_1, x_r \rangle \right] = \mathbb{E} \left[\max_{r \in \{0,1\}} \langle n_i, x_r \rangle \mathbb{1}_{\{n_i \in \mathcal{V}_0\}} \right] + \mathbb{E} \left[\max_{r \in \{0,1\}} \langle n_1, x_r \rangle \mathbb{1}_{\{n_1 \in \mathcal{V}_1\}} \right]. \quad (\text{H.3})$$

Thus, by symmetry, since the first and second terms at the r.h.s. of (H.3) are equal, we have,

$$\mathbb{E} [\langle n_1, x_\ell \rangle \mathbb{1}_{\{n_1 \in \mathcal{A}_\ell\}}] = \frac{1}{2} \mathbb{E} \left[\max_{r \in \{0,1\}} \langle n_1, x_r \rangle \right], \quad (\text{H.4})$$

for $\ell = 0, 1$. Substituting (H.4) in (H.2) leads to,

$$\langle \hat{x}_\ell, x_\ell \rangle \xrightarrow{\text{a.s.}} \mathbb{E} \left[\max_{r \in \{0,1\}} \langle n_1, x_r \rangle \right]. \quad (\text{H.5})$$

Recall the definitions of $\mathbf{S}^{(x)}$ in (A.1). Applying Lemma A.9 on $\max_{r=0,1} \{S_r^{(x)}\}$, which satisfies the conditions of the lemma, we get that,

$$\mathbb{E} \left[\max_{r \in \{0,1\}} S_r^{(x)} \right] = \mathbb{E} \left[\max_{r \in \{0,1\}} \langle n_1, x_r \rangle \right] / \|x\|_2 = \sqrt{\frac{1-\rho}{\pi}} > 0, \quad (\text{H.6})$$

which proves (H.1).

To prove Theorem 3.5, we will use Theorem 3.7 (which holds for $L = 2$ as well, and which we will prove in the following section), which states that,

$$\begin{aligned} \hat{x}_0 &\xrightarrow{\text{a.s.}} \alpha_{11}x_0 + \alpha_{12}x_1, \\ \hat{x}_1 &\xrightarrow{\text{a.s.}} \alpha_{21}x_0 + \alpha_{22}x_1, \end{aligned} \quad (\text{H.7})$$

as $M \rightarrow \infty$. From (A.13), we have,

$$\hat{x}_0 + \hat{x}_1 \xrightarrow{\text{a.s.}} \frac{\mathbb{E} [n_1 \mathbb{1}_{\{n_1 \in \mathcal{V}_0\}}]}{\mathbb{P} [n_1 \in \mathcal{V}_0]} + \frac{\mathbb{E} [n_i \mathbb{1}_{\{n_1 \in \mathcal{V}_1\}}]}{\mathbb{P} [n_1 \in \mathcal{V}_1]} = 2 \cdot \mathbb{E} [n_i] = 0, \quad (\text{H.8})$$

where the last step is due to that fact that $\mathbb{P} [n_i \in \mathcal{V}_0] = \mathbb{P} [n_i \in \mathcal{V}_1] = 1/2$. Since we assume that $\rho = \langle x_0, x_1 \rangle / \|x\|_2 < 1$, combining the set of linear equations in (H.1), (H.7), and (H.8), we can apply the continuous mapping theorem to extract the coefficients $\{\alpha_{ij}\}_{i,j=1}^2$; A straightforward algebra reveals that,

$$\alpha_{11} = \alpha_{22} = -\alpha_{12} = -\alpha_{21} = \sqrt{\frac{1}{\pi(1-\rho)\|x\|_2^2}}. \quad (\text{H.9})$$

The proof is concluded by combining (H.7) and (H.9).

I Proof of Theorem 3.6

Recall from Algorithm 2 that,

$$\hat{x}_0 = \frac{\frac{1}{M} \sum_{i=0}^{M-1} n_i p_i^{(0)}}{\frac{1}{M} \sum_{i=0}^{M-1} p_i^{(0)}}. \quad (\text{I.1})$$

For the numerator, we have,

$$\begin{aligned} \frac{1}{M} \sum_{i=0}^{M-1} n_i p_i^{(0)} &= \frac{1}{M} \sum_{i=0}^{M-1} \frac{n_i \exp(\langle n_i, x_0 \rangle)}{\exp(\langle n_i, x_0 \rangle) + \exp(\langle n_i, x_1 \rangle)} \\ &= \frac{1}{M} \sum_{i=0}^{M-1} \frac{n_i}{1 + \exp(\langle n_i, x_1 - x_0 \rangle)}. \end{aligned} \quad (\text{I.2})$$

By the SLLN, we thus get,

$$\frac{1}{M} \sum_{i=0}^{M-1} \frac{n_i}{1 + \exp\{\langle n_i, x_1 - x_0 \rangle\}} \xrightarrow{\text{a.s.}} \mathbb{E} \left[\frac{n_1}{1 + \exp(\langle n_1, x_1 - x_0 \rangle)} \right]. \quad (\text{I.3})$$

Similarly, for the denominator in (I.1), by the SLLN, we have,

$$\begin{aligned} \frac{1}{M} \sum_{i=0}^{M-1} p_i^{(0)} &= \frac{1}{M} \sum_{i=0}^{M-1} \frac{\exp(\langle n_i, x_0 \rangle)}{\exp(\langle n_i, x_0 \rangle) + \exp(\langle n_i, x_1 \rangle)} \\ &= \frac{1}{M} \sum_{i=0}^{M-1} \frac{1}{1 + \exp(\langle n_i, x_1 - x_0 \rangle)} \\ &\xrightarrow{\text{a.s.}} \mathbb{E} \left[\frac{1}{1 + \exp(\langle n_1, x_1 - x_0 \rangle)} \right]. \end{aligned} \quad (\text{I.4})$$

Since $\langle n_1, x_1 - x_0 \rangle \sim \mathcal{N}(0, \|x_1 - x_0\|_2^2)$, then,

$$\mathbb{E} \left[\frac{1}{1 + \exp(\langle n_1, x_1 - x_0 \rangle)} \right] = \frac{1}{2}. \quad (\text{I.5})$$

Thus, combining (I.1), (I.3), and (I.5), and applying the continuous mapping theorem we get (3.10). To prove (3.11), we notice that, by definition, $\hat{x}_0 + \hat{x}_1 = \frac{1}{M} \sum_{i=0}^{M-1} n_i \xrightarrow{\text{a.s.}} 0$, and thus, the result is obtained by using (I.5).

Finally, we establish the approximation in (3.12). The logistic function can be approximated by the error function as follows [9],

$$\frac{1}{1 + \exp(-x)} \approx \frac{1}{2} + \frac{1}{2} \operatorname{erf} \left(\frac{\sqrt{\pi}}{4} x \right). \quad (\text{I.6})$$

Therefore, the expected value in (I.3) can be approximated by,

$$\mathbb{E} \left[\frac{n_1}{1 + \exp\{\langle n_1, x_1 - x_0 \rangle\}} \right] \approx \frac{1}{2} \mathbb{E}[n_1] + \frac{1}{2} \mathbb{E} \left[n_1 \operatorname{erf} \left(\frac{\sqrt{\pi}}{4} \langle n_1, x_0 - x_1 \rangle \right) \right] \quad (\text{I.7})$$

$$= \frac{1}{2} \mathbb{E} \left[n_1 \operatorname{erf} \left(\frac{\sqrt{\pi}}{4} \langle n_1, x_0 - x_1 \rangle \right) \right]. \quad (\text{I.8})$$

It is known that [33],

$$\int_{-\infty}^{\infty} \operatorname{erf}(ax + b) \frac{1}{\sqrt{2\pi\sigma^2}} e^{-\frac{(x-\mu)^2}{2\sigma^2}} dx = \operatorname{erf} \left(\frac{a\mu + b}{\sqrt{1 + 2a^2\sigma^2}} \right) \quad (\text{I.9})$$

$$\int_{-\infty}^{\infty} x \cdot \operatorname{erf}(ax) \frac{1}{\sqrt{2\pi\sigma^2}} e^{-\frac{x^2}{2\sigma^2}} dx = \frac{2a\sigma^2}{\sqrt{\pi}\sqrt{1 + 2a^2\sigma^2}}. \quad (\text{I.10})$$

Using these identities in (I.8), leads to,

$$\frac{1}{2} \mathbb{E} \left[n_1 \operatorname{erf} \left(\frac{\sqrt{\pi}}{4} \langle n_1, x_0 - x_1 \rangle \right) \right] = \frac{1}{4} \frac{x_0 - x_1}{\sqrt{1 + \frac{\pi}{4} (1 - \rho) \|x\|_2^2}}, \quad (\text{I.11})$$

which together with (I.8) proves (3.12). The approximation in (3.13) follows from the fact that $\hat{x}_1 \xrightarrow{\text{a.s.}} -\hat{x}_0$.

J Proof of Theorem 3.7

We start with the hard-assignment procedure, with the understanding that the proof for the soft-assignment procedure is similar. We prove that for every $0 \leq \ell \leq L - 1$, the estimator \hat{x}_ℓ converges to a linear combination of the templates almost surely. From (A.13), we have,

$$\begin{aligned} \hat{x}_\ell &\triangleq \frac{1}{|\mathcal{A}_\ell|} \sum_{n_i \in \mathcal{A}_\ell} n_i \\ &= \frac{\frac{1}{M} \sum_{i=0}^{M-1} n_i \mathbb{1}_{\{n_i \in \mathcal{V}_\ell\}}}{|\mathcal{A}_\ell|/M} \xrightarrow{\text{a.s.}} \frac{\mathbb{E} [n_1 \mathbb{1}_{\{n_1 \in \mathcal{V}_\ell\}}]}{\mathbb{P} [n_1 \in \mathcal{V}_\ell]}, \end{aligned} \quad (\text{J.1})$$

as $M \rightarrow \infty$. The numerator term at the r.h.s. of (J.1) is simply the expected value of all vectors which are closest to the vector x_ℓ , relative to the other vectors in \mathbb{R}^d . Our aim is to show that $\mathbb{E} [n_1 \mathbb{1}_{\{n_1 \in \mathcal{V}_\ell\}}]$ is a linear combination of the templates $\{x_\ell\}_{\ell=0}^{L-1}$, which would lead to the claimed result. We define $y_\ell \triangleq \mathbb{E} [n_1 \mathbb{1}_{\{n_1 \in \mathcal{V}_\ell\}}]$. Combining (J.1) and (A.5) leads to,

$$y_\ell = \int_{v \in \mathcal{V}_\ell} v f_{n_1}(v) dv, \quad (\text{J.2})$$

where f_{n_1} is the probability density function of n_1 .

We consider two possible cases. If $\dim \{\operatorname{span} \{x_0, x_1, \dots, x_{L-1}\}\} = d$, then it is clear that $\hat{x}_l \in \operatorname{span} \{x_0, x_1, \dots, x_{L-1}\}$, and thus the result follows trivially. Therefore, we assume that $r \triangleq \dim \{\operatorname{span} \{x_0, x_1, \dots, x_{L-1}\}\} < d$. Therefore, y_ℓ can be represented as,

$$y_\ell = \sum_{k=0}^{L-1} \alpha_{kl} x_\ell + \sum_{i=1}^{d-r} \beta_i u_i, \quad (\text{J.3})$$

where $\text{span}\{\{u_i\}_{i=0}^{d-r}\}$ is the complement space of $\text{span}\{x_0, x_1, \dots, x_{L-1}\}$, satisfying $\langle u_i, x_k \rangle = 0$ and $\langle u_i, u_j \rangle = 0$, for every $1 \leq i < j < d - r$ and $0 \leq k \leq L - 1$. We next show that it must be the case that $\beta_i = 0$ for every $1 \leq i < j < d - r$. Indeed, following (J.3), and by orthonormality,

$$\beta_i = \langle y_\ell, u_i \rangle. \quad (\text{J.4})$$

From (J.2), we have,

$$\beta_i = \langle y_\ell, u_i \rangle \xrightarrow{\text{a.s.}} \int_{v \in \mathcal{V}_\ell} \langle v, u_i \rangle f_{n_1}(v) dv. \quad (\text{J.5})$$

We show that $\int_{v \in \mathcal{V}_\ell} \langle v, u_i \rangle f_{n_1}(v) \cdot dv = 0$. To that end, we note that each $v \in \mathcal{V}_\ell$ can be decomposed into a parallel and orthogonal components as follows,

$$v = \gamma_v u_i + w_v, \quad (\text{J.6})$$

where $w_v \in \mathbb{R}^d$ is such that $\langle w_v, u_i \rangle = 0$, and $\gamma_v \in \mathbb{R}$. Since $\langle u_i, x_k \rangle = 0$, for every $0 \leq k \leq L - 1$, if the vector $v \in \mathcal{V}_\ell$, then it must be that $v' \triangleq -\gamma_v u_i + w_v \in \mathcal{V}_\ell$. Indeed, this follows because,

$$\begin{aligned} v = \gamma_v u_i + w_v \in \mathcal{V}_\ell &\iff \langle \gamma_v u_i + w_v, x_\ell \rangle \geq \max_{k \neq \ell} \langle \gamma_v u_i + w_v, x_k \rangle \\ &\iff \langle w_v, x_\ell \rangle \geq \max_{k \neq \ell} \langle w_v, x_k \rangle \\ &\iff \langle -\gamma_v u_i + w_v, x_\ell \rangle \geq \max_{k \neq \ell} \langle -\gamma_v u_i + w_v, x_k \rangle \\ &\iff v' = -\gamma_v u_i + w_v \in \mathcal{V}_\ell. \end{aligned} \quad (\text{J.7})$$

Thus, for each vector v as in (J.6), there is a corresponding vector $v' = -\gamma_v u_i + w_v$ which is also in \mathcal{V}_ℓ . In addition, v and v' have the same norm, thus $f_{n_1}(v) = f_{n_1}(v')$. Now, note that (J.5) can be rewritten as,

$$\int_{v \in \mathcal{V}_\ell} \langle v, u_i \rangle f_{n_1}(v) dv = \int_{v \in \mathcal{V}_\ell: \langle v, u_i \rangle > 0} \langle v, u_i \rangle f_{n_1}(v) dv + \int_{v \in \mathcal{V}_\ell: \langle v, u_i \rangle < 0} \langle v, u_i \rangle f_{n_1}(v) dv. \quad (\text{J.8})$$

Thus, since for every $v \in \mathcal{V}_\ell$ there is a unique corresponding $v' \in \mathcal{V}_\ell$ such that $\langle v, u_i \rangle = -\langle v', u_i \rangle$ and $f_{n_1}(v) = f_{n_1}(v')$, it is clear that the r.h.s. of (J.8) is zero. Therefore, combining (J.5) and (J.8) leads to $\beta_i \xrightarrow{\text{a.s.}} 0$, for every i . Finally, plugging this in (J.3), and then in (J.1), leads to,

$$\hat{x}_\ell \xrightarrow{\text{a.s.}} \left(\sum_{k=0}^{L-1} \alpha_{k\ell} x_k \right) / \mathbb{P}[n_1 \in \mathcal{V}_\ell], \quad (\text{J.9})$$

which completes the proof.

K Approximation for a finite number of templates

We derive an approximation for the soft-assignment estimator. First, we already know that,

$$\hat{x}_\ell \xrightarrow{\text{a.s.}} \frac{\mathbb{E} \left[n_1 p_1^{(\ell)} \right]}{\mathbb{E} \left[p_1^{(\ell)} \right]}, \quad (\text{K.1})$$

where $p_1^{(\ell)}$ is defined in (2.8). We find an approximations for the numerator and denominator of (K.1). Our approximation is based on the following approximation of the expected value of the ratio between two random variables A and B [43],

$$\mathbb{E} \left[\frac{A}{B} \right] \approx \frac{\mu_A}{\mu_B} \left(1 - \frac{\text{cov}(A, B)}{\mu_A \mu_B} + \frac{\sigma_B^2}{\mu_B^2} \right) = \frac{\mu_A}{\mu_B} - \frac{\text{cov}(A, B)}{\mu_B^2} + \frac{\sigma_B^2 \mu_A}{\mu_B^3}, \quad (\text{K.2})$$

where μ_A , μ_B , σ_A^2 , and σ_B^2 , are the means and variances of A and B , respectively, and $\text{cov}(A, B)$ is the covariance between A and B .

We first approximate the numerator in (K.1). Accordingly, we define,

$$A \triangleq n_1 e^{\langle n_1, x_\ell \rangle}, \quad (\text{K.3})$$

and

$$B \triangleq \sum_{r=0}^{L-1} e^{\langle n_1, x_r \rangle}. \quad (\text{K.4})$$

Note that here A is a vector. We have,

$$\mu_A = \mathbb{E} \left[n_1 e^{\langle n_1, x_\ell \rangle} \right] = x_\ell e^{\frac{\|x_\ell\|_2^2}{2}}, \quad (\text{K.5})$$

and

$$\mu_B = \mathbb{E} \left[\sum_{r=0}^{L-1} e^{\langle n_1, x_r \rangle} \right] = L \cdot e^{\frac{\|x_\ell\|_2^2}{2}}. \quad (\text{K.6})$$

Also,

$$\begin{aligned} \mathbb{E} [AB] &= \mathbb{E} \left[n_1 e^{\langle n_1, x_\ell \rangle} \sum_{r=0}^{L-1} e^{\langle n_1, x_r \rangle} \right] \\ &= \sum_{r=0}^{L-1} \mathbb{E} \left[n_1 e^{\langle n_1, x_\ell + x_r \rangle} \right] \\ &= \sum_{r=0}^{L-1} (x_\ell + x_r) e^{\frac{\|x_\ell + x_r\|_2^2}{2}} \\ &= \sum_{r=0}^{L-1} (x_\ell + x_r) e^{\|x_\ell\|_2^2 + \langle x_\ell, x_r \rangle}. \end{aligned} \quad (\text{K.7})$$

Therefore,

$$\text{cov}(A, B) = \sum_{r=0}^{L-1} (x_\ell + x_r) e^{\|x\|_2^2 + \langle x_\ell, x_r \rangle} - L \cdot x_\ell e^{\|x_\ell\|_2^2}. \quad (\text{K.8})$$

Finally,

$$\begin{aligned} \mathbb{E}[B^2] &= \mathbb{E} \left[\left(\sum_{r=0}^{L-1} e^{\langle n_1, x_r \rangle} \right)^2 \right] \\ &= \sum_{r_1, r_2=0}^{L-1} \mathbb{E} \left[e^{\langle n_1, x_{r_1} + x_{r_2} \rangle} \right] \end{aligned} \quad (\text{K.9})$$

$$= \sum_{r_1, r_2=0}^{L-1} e^{\frac{\|x_{r_1} + x_{r_2}\|_2^2}{2}} \quad (\text{K.10})$$

$$= \sum_{r_1, r_2=0}^{L-1} e^{\|x_\ell\|_2^2 + \langle x_{r_1}, x_{r_2} \rangle}. \quad (\text{K.11})$$

Thus,

$$\sigma_B^2 = \sum_{r_1, r_2=0}^{L-1} e^{\|x_\ell\|_2^2 + \langle x_{r_1}, x_{r_2} \rangle} - L^2 \cdot e^{\|x_\ell\|_2^2}. \quad (\text{K.12})$$

Combining the above results with (K.2) leads to,

$$\mathbb{E} \left[n_1 p_1^{(\ell)} \right] \approx \frac{\mu_A}{\mu_B} - \frac{\text{cov}(A, B)}{\mu_B^2} + \frac{\sigma_B^2 \mu_A}{\mu_B^3} \quad (\text{K.13})$$

$$= \frac{1}{L} \left[x_\ell \left(1 - \frac{1}{L} \sum_{r=0}^{L-1} e^{\langle x_\ell, x_r \rangle} + \frac{1}{L^2} \sum_{r_1, r_2=0}^{L-1} e^{\langle x_{r_1}, x_{r_2} \rangle} \right) - \frac{1}{L} \sum_{r=0}^{L-1} x_r e^{\langle x_\ell, x_r \rangle} \right]. \quad (\text{K.14})$$

Using the same arguments, we can analyze the denominator in (K.1), and get,

$$\mathbb{E} \left[p_1^{(\ell)} \right] \approx \frac{1}{L} \left[1 - \frac{1}{L} \sum_{r=0}^{L-1} e^{\langle x_\ell, x_r \rangle} + \frac{1}{L^2} \sum_{r_1, r_2=0}^{L-1} e^{\langle x_{r_1}, x_{r_2} \rangle} \right]. \quad (\text{K.15})$$

Combining (K.1), (K.14), and (K.15), we obtain (3.15), as required.

L Proof of Theorem 3.9

From (A.13) we note that,

$$\hat{x}_\ell \xrightarrow{\text{a.s.}} \frac{\mathbb{E} \left[n_1 \mathbb{1}_{\{n_1 \in \mathcal{V}_\ell\}} \right]}{\mathbb{P} \left[n_1 \in \mathcal{V}_\ell \right]}, \quad (\text{L.1})$$

as $M \rightarrow \infty$. Thus,

$$\hat{x}_\ell \cdot \mathbb{P}[n_1 \in \mathcal{V}_\ell] \xrightarrow{\text{a.s.}} \mathbb{E}[n_1 \mathbb{1}_{\{n_1 \in \mathcal{V}_\ell\}}]. \quad (\text{L.2})$$

Recall the definition of $p_{\ell,\beta}$ in (A.3). We start by showing that,

$$\mathbb{E}[n_1 \mathbb{1}_{\{n_1 \in \mathcal{V}_\ell\}}] = \lim_{\beta \rightarrow \infty} \beta \cdot \sum_{r \neq \ell} (x_\ell - x_r) \mathbb{E}[p_{r,\beta}(\mathbf{X}) p_{\ell,\beta}(\mathbf{X})]. \quad (\text{L.3})$$

Using Lemma A.4, we have,

$$\mathbb{E}[(n_1[m]) \cdot p_{\ell,\beta}(\mathbf{X})] = \sum_{k=0}^{L-1} \mathbb{E}(n_1[m] \cdot n_1[k]) \mathbb{E}\left(\frac{\partial p_{\ell,\beta}(\mathbf{X})}{\partial (n_1[k])}\right) \quad (\text{L.4})$$

$$= \mathbb{E}\left(\frac{\partial p_{\ell,\beta}(\mathbf{X})}{\partial (n_1[m])}\right), \quad (\text{L.5})$$

where the second equality is because $\mathbb{E}(n_1[m] \cdot n_1[k]) = \delta_{m,k}$. Now, it is easy to check that,

$$\frac{\partial p_{\ell,\beta}(\mathbf{X})}{\partial (n_1[m])} = \beta \cdot \sum_{r \neq \ell} (x_\ell[m] - x_r[m]) p_{\ell,\beta}(\mathbf{X}) p_{r,\beta}(\mathbf{X}), \quad (\text{L.6})$$

and therefore,

$$\mathbb{E}[n_1 \cdot p_{\ell,\beta}(\mathbf{X})] = \beta \cdot \sum_{r \neq \ell} (x_\ell - x_r) \mathbb{E}[p_{\ell,\beta}(\mathbf{X}) p_{r,\beta}(\mathbf{X})]. \quad (\text{L.7})$$

Taking $\beta \rightarrow \infty$ in both sides of (L.7), and applying Lemma A.2, we get,

$$\mathbb{E}[n_1 \mathbb{1}_{\{n_1 \in \mathcal{V}_\ell\}}] = \lim_{\beta \rightarrow \infty} \beta \cdot \sum_{r \neq \ell} (x_\ell - x_r) \mathbb{E}[p_{\ell,\beta}(\mathbf{X}) p_{r,\beta}(\mathbf{X})]. \quad (\text{L.8})$$

as we claim above.

Next, we show that the last term in the r.h.s. of (L.8) converges to zero, as $L \rightarrow \infty$, i.e.,

$$\lim_{L \rightarrow \infty} \lim_{\beta \rightarrow \infty} \beta \cdot \sum_{r \neq \ell} x_r \mathbb{E}[p_{\ell,\beta}(\mathbf{X}) p_{r,\beta}(\mathbf{X})] = 0. \quad (\text{L.9})$$

To that end, we will show that for every $k \in [L]$,

$$\lim_{L \rightarrow \infty} \lim_{\beta \rightarrow \infty} \beta \cdot \sum_{r \neq \ell} \langle x_k, x_r \rangle \mathbb{E}[p_{\ell,\beta}(\mathbf{X}) p_{r,\beta}(\mathbf{X})] = 0. \quad (\text{L.10})$$

To show (L.10), we use Proposition A.11, where we take \mathbf{X} to be $\mathbf{S}^{(x)}$ as defined in (A.1). Note that the entries of the covariance matrix of $\mathbf{S}^{(x)}$ are given by $\sigma_{ij} = \langle x_i, x_j \rangle / \|x_\ell\|_2^2$. In addition, we define $\eta_r = \langle x_k, x_r \rangle$, and due to Assumption 3.8, it satisfies the conditions of Proposition A.11, i.e., $\eta_\ell \log \ell \rightarrow 0$, as $\ell \rightarrow \infty$. Thus, applying Proposition A.11 on (L.10), and taking $L \rightarrow \infty$, we have,

$$\lim_{L \rightarrow \infty} \lim_{\beta \rightarrow \infty} \beta \cdot \sum_{r \neq \ell} \langle x_k, x_r \rangle \cdot \mathbb{E}[p_{\ell,\beta}(\mathbf{X}) p_{r,\beta}(\mathbf{X})] = 0. \quad (\text{L.11})$$

As (L.11) is valid for all $k \in [L]$, we can deduce (L.9) as well. Therefore,

$$\lim_{L \rightarrow \infty} \mathbb{E} [n_1 \mathbb{1}_{\{n_1 \in \mathcal{V}_\ell\}}] = \lim_{L \rightarrow \infty} \lim_{\beta \rightarrow \infty} \beta \cdot \left[\sum_{r \neq \ell} (x_\ell - x_r) \cdot \mathbb{E} [p_{\ell, \beta}(\mathbf{X}) p_{r, \beta}(\mathbf{X})] \right] \quad (\text{L.12})$$

$$= \lim_{L \rightarrow \infty} x_\ell \cdot \left[\lim_{\beta \rightarrow \infty} \beta \cdot \sum_{r \neq \ell} \mathbb{E} [p_{\ell, \beta}(\mathbf{X}) p_{r, \beta}(\mathbf{X})] \right]. \quad (\text{L.13})$$

Next, we show that,

$$\lim_{L \rightarrow \infty} \mathbb{E} [\langle n_1, x_\ell \rangle \mathbb{1}_{\{n_1 \in \mathcal{V}_\ell\}}] > 0. \quad (\text{L.14})$$

Following the same arguments as in the proof of Theorem 3.1, by the definition of the set \mathcal{V}_ℓ , we have $n_1 \in \mathcal{V}_\ell$ if and only if $\langle n_1, x_\ell \rangle \geq \langle n_1, x_k \rangle$, for every $k \neq \ell$. Therefore,

$$\mathbb{E} [\langle n_1, x_\ell \rangle \mathbb{1}_{\{n_1 \in \mathcal{V}_\ell\}}] - \mathbb{E} [\langle n_1, x_k \rangle \mathbb{1}_{\{n_1 \in \mathcal{V}_\ell\}}] > 0, \quad (\text{L.15})$$

where the strict inequality follows from the fact that the covariance matrix of the underlying Gaussian process is positive definite. Therefore, (L.15) implies that $\mathbb{E} [n_1 \mathbb{1}_{\{n_1 \in \mathcal{V}_\ell\}}]$ converges to a non-vanishing vector. Therefore, coupled with Theorem 3.1, we get,

$$\lim_{L \rightarrow \infty} \mathbb{E} [\langle n_1, x_\ell \rangle \mathbb{1}_{\{n_1 \in \mathcal{V}_\ell\}}] > 0. \quad (\text{L.16})$$

Combining (L.13), (L.16) we obtain,

$$\lim_{L \rightarrow \infty} \lim_{\beta \rightarrow \infty} \beta \cdot \sum_{r \neq \ell} \mathbb{E} [p_{\ell, \beta}(\mathbf{X}) p_{r, \beta}(\mathbf{X})] \triangleq \lim_{L \rightarrow \infty} \mathbf{C}_\ell > 0. \quad (\text{L.17})$$

Thus, from (L.13) and (L.17), we deduce that,

$$\lim_{L \rightarrow \infty} \lim_{M \rightarrow \infty} \frac{\hat{x}_\ell}{x_\ell} = \lim_{L \rightarrow \infty} \frac{\mathbb{E} [n_1 \mathbb{1}_{\{n_1 \in \mathcal{V}_\ell\}}]}{\mathbb{P} [n_1 \in \mathcal{V}_\ell]} \cdot \frac{1}{x_\ell} = \lim_{L \rightarrow \infty} \frac{\mathbf{C}_\ell}{\mathbb{P} [n_1 \in \mathcal{V}_\ell]}. \quad (\text{L.18})$$

Letting $\alpha_\ell = \mathbb{P} [n_i \in \mathcal{V}_\ell] / \mathbf{C}_\ell$, lead to the proof of (3.17).

Finally, we prove (3.18). To that end, we apply Proposition A.10, and we note that its conditions are satisfied under Assumptions 3.3 and 3.8, for the Gaussian vector $\mathbf{S}^{(x)}$, defined above. Therefore, we have,

$$\lim_{L \rightarrow \infty} \frac{1}{\sqrt{2 \log L}} \cdot \frac{\mathbb{E} [\langle n_1, x_\ell \rangle \mathbb{1}_{\{n_1 \in \mathcal{V}_\ell\}}]}{\mathbb{P} [n_1 \in \mathcal{V}_\ell]} = 1, \quad (\text{L.19})$$

for every $\ell \in [L]$. Combining (A.13), (L.13), and (L.19), we obtain,

$$\lim_{L \rightarrow \infty} \lim_{M \rightarrow \infty} \frac{1}{\sqrt{2 \log L}} \cdot \frac{\hat{x}_\ell}{x_\ell} = \lim_{L \rightarrow \infty} \frac{1}{\sqrt{2 \log L}} \cdot \frac{\mathbb{E} [n_1 \mathbb{1}_{\{n_1 \in \mathcal{V}_\ell\}}]}{\mathbb{P} [n_1 \in \mathcal{V}_\ell]} \cdot \frac{1}{x_\ell} \quad (\text{L.20})$$

$$= \lim_{L \rightarrow \infty} \frac{1}{\sqrt{2 \log L}} \cdot \frac{\mathbb{E} [\langle n_1, x_\ell \rangle \mathbb{1}_{\{n_1 \in \mathcal{V}_\ell\}}]}{\mathbb{P} [n_1 \in \mathcal{V}_\ell]} \cdot \frac{x_\ell}{x_\ell} = 1, \quad (\text{L.21})$$

which concludes the proof.

M Proof of Theorem 3.10

To prove Theorem 3.10, we will use Bernstein's law of large numbers [12].

Proposition M.1. (*Bernstein's LLN*) Let Y_1, Y_2, \dots be a sequence of random variables with finite expectation $\mathbb{E}(Y_j) = \mu < \infty$, and uniformly bounded variance $\text{Var}(Y_j) < K < \infty$ for every $j \geq 1$, and $\text{Cov}(Y_i, Y_j) \rightarrow 0$, as $|i - j| \rightarrow \infty$. Then,

$$\frac{1}{n} \sum_{i=1}^n Y_i \xrightarrow{\mathcal{P}} \mu, \quad (\text{M.1})$$

as $n \rightarrow \infty$.

We also use the following result, which we prove later on in this subsection.

Lemma M.2. Assume $\langle x_{\ell_1}, x_{\ell_2} \rangle \rightarrow 0$, as $|\ell_1 - \ell_2| \rightarrow \infty$. Then,

$$\frac{1}{L} \sum_{r=0}^{L-1} e^{\langle n_1, x_r \rangle} \xrightarrow{\mathcal{P}} \mathbb{E} [e^{\langle n_1, x_1 \rangle}] = e^{\frac{\|x\|_2^2}{2}}, \quad (\text{M.2})$$

as $L \rightarrow \infty$.

Define the sequence of random variables,

$$Z_L \triangleq n_1 p_1^\ell = \frac{n_1 e^{\langle n_1, x_\ell \rangle}}{\frac{1}{L} \sum_{r=0}^{L-1} e^{\langle n_1, x_r \rangle}}, \quad (\text{M.3})$$

indexed by L . Lemma M.2 implies that the denominator in (M.3) converges, as $L \rightarrow \infty$, to $e^{\frac{\|x\|_2^2}{2}} > 0$ in probability. Thus, applying the continuous mapping theorem,

$$Z_L \xrightarrow{\mathcal{P}} n_1 e^{\langle n_1, x_\ell \rangle - \frac{\|x\|_2^2}{2}}, \quad (\text{M.4})$$

as $L \rightarrow \infty$. Now, since the sequence $\{Z_L\}_L$ is uniformly integrable for every L (note that $|Z_L| \leq |n_1|$ and $\mathbb{E}|n_1| < \infty$), we also have that $\{Z_L\}_L$ converges in expectation, namely,

$$\lim_{L \rightarrow \infty} \mathbb{E}[Z_L] = \mathbb{E} \left[n_1 e^{\langle n_1, x_\ell \rangle - \frac{\|x\|_2^2}{2}} \right] = x_\ell. \quad (\text{M.5})$$

Using similar arguments, we get,

$$\lim_{L \rightarrow \infty} \mathbb{E} [p_1^{(\ell)}] = \lim_{L \rightarrow \infty} \mathbb{E} \left[\frac{e^{\langle n_1, x_\ell \rangle}}{\frac{1}{L} \sum_{r=0}^{L-1} e^{\langle n_1, x_r \rangle}} \right] = \mathbb{E} \left[e^{\langle n_1, x_\ell \rangle - \frac{\|x\|_2^2}{2}} \right] = 1. \quad (\text{M.6})$$

Thus, combining (M.5) and (M.6), by the SLLN, we get,

$$\lim_{M, L \rightarrow \infty} \hat{x}_\ell = \lim_{M, L \rightarrow \infty} \frac{Z_L}{p_1^{(\ell)}} = x_\ell. \quad (\text{M.7})$$

as claimed. It is left to prove Lemma M.2.

Proof of Lemma M.2. Let us denote $Y_i = e^{\langle n_1, x_i \rangle}$. In order to apply Proposition M.1 in our case, we need to show that the expectation of Y_i is finite, its variance is uniformly bounded, and that the covariance decays to zero, as $L \rightarrow \infty$. For the expectation, we have,

$$\mathbb{E} [e^{\langle n_1, x_i \rangle}] = e^{\frac{\|x\|_2^2}{2}} < \infty. \quad (\text{M.8})$$

The variance is given by,

$$\text{Var} [e^{\langle n_1, x_i \rangle}] = e^{2\|x\|_2^2} - e^{\|x\|_2^2} < \infty. \quad (\text{M.9})$$

Finally, for the covariance we have,

$$\begin{aligned} \text{cov} (e^{\langle n_1, x_{\ell_1} \rangle}, e^{\langle n_1, x_{\ell_2} \rangle}) &= \mathbb{E} [e^{\langle n_1, x_{\ell_1} + x_{\ell_2} \rangle}] - \mathbb{E} [e^{\langle n_1, x_{\ell_1} \rangle}] \mathbb{E} [e^{\langle n_1, x_{\ell_2} \rangle}] \\ &= e^{\|x\|_2^2 + \langle x_{\ell_1}, x_{\ell_2} \rangle} - e^{\|x\|_2^2}. \end{aligned} \quad (\text{M.10})$$

By assumption, we have $\langle x_{\ell_1}, x_{\ell_2} \rangle \rightarrow 0$, as $|\ell_1 - \ell_2| \rightarrow \infty$. Thus,

$$\text{cov} (e^{\langle n_1, x_{\ell_1} \rangle}, e^{\langle n_1, x_{\ell_2} \rangle}) \rightarrow 0.$$

Therefore, all the assumptions of Proposition M.1 are satisfied, which proves (M.2), as required. \square